

# Theoretical Foundations of the A2RD Project: Part I

Juliao Braga<sup>1,2</sup>, Joao Nuno Silva<sup>2</sup>, Patricia Takako Endo<sup>3,4</sup>, Nizam Omar<sup>1</sup>

<sup>1</sup>Universidade Presbiteriana Mackenzie, BR

<sup>2</sup>IST - INESC ID, University of Lisboa, PT

<sup>3</sup>Universidade de Pernambuco, BR

<sup>4</sup>Dublin City University, IE

## CONTENTS

<b>I</b>	<b>Introduction</b>	1
<b>II</b>	<b>Self-organization</b>	1
<b>III</b>	<b>Domains</b>	2
<b>IV</b>	<b>Interoperability and Ontology</b>	2
<b>V</b>	<b>Intelligent Agents</b>	2
<b>VI</b>	<b>Multi-Agents</b>	3
<b>VII</b>	<b>Communication between Intelligent Agents</b>	3
<b>VIII</b>	<b>Related works</b>	4
<b>IX</b>	<b>Thanks</b>	5

## LIST OF FIGURES

1	Self-organization. Adapted from [1] . . . . .	1
2	Characterization of intelligence and independence of Intelligent Systems in the A2RD project . . . . .	1
3	Languages to represent knowledge and its expressivity. Source: [2] . . . . .	2
4	How the agents interact with the environment. Source: [3, página 35] . . . . .	3
5	Canonical view of an agent-based system. Source: [4, page 281] . . . . .	3
6	FIPA specification category groups. . . . .	4

## LIST OF TABLES

I	FIPA active recommendations . . . . .	4
II	Related works . . . . .	5

# Theoretical Foundations of the A2RD Project: Part I

**Abstract**—This article identifies and discusses the theoretical foundations that were considered in the design of the A2RD model. In addition to the points considered, references are made to the studies available and considered in the approach.

## I. INTRODUCTION

In 2014 began the first movements characterizing the interests of authors in the application of Artificial Intelligence in the Internet Infrastructure [5]. The notion of intelligent agents [3], was already perceived as feasible to be applied in the various areas of knowledge, in particular, those that affect the resources and facilities that make the Internet work.

To be more precise, the interests were to apply intelligent agent techniques, now called Intelligent Elements (IE) in restricted domains of the Internet Infrastructure, that is, in the so-called routing domains represented by Autonomous Systems (AS) [6]. Many terms used or need to be used to form the set of concepts necessary to apply the specific notion of IEs are still not well defined or clear in the literature. To avoid ambiguities and therefore to leave the understanding crystalline, it becomes necessary some definitions that will be used in the text.

This paper deals with these definitions and concepts, as well as the theoretical framework that guarantees the perfect understanding of the possible applications of model A2RD on the Internet Infrastructure. In addition to the Introduction, the paper has six more sections clarifying the notions of: *Self-organization*, *Domains*, *Interoperability*, *Intelligent Agents*, *Multi-Agents* and *Communication between Intelligent Agents*.

## II. SELF-ORGANIZATION

The notion of *self-organization* was awakened with a certain intensity in the early 1970s by Ilya Prigogine, Nobel Prize in Chemistry in 1977, in relations with natural systems [7]. In the context of this work, when dealing with intelligent agents, by **self-organization** is meant the ability of a agent to react readily when it perceives in some way a threat (or instability) in its environment indicating the possibility of a deviation in their functional objectives. This reaction returns the functionality of the agent to its stable condition existing in the previous state (self-organized) to the extraordinary event of the environment. The Figure 1 is a simplified view of this definition.

For a **intelligent agent** or **intelligent system** or **Intelligent Element** (IE) to be able to self-organize, it

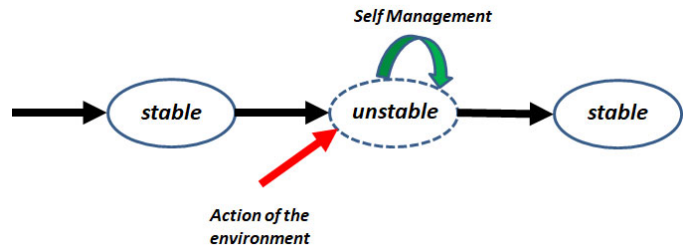


Fig. 1. Self-organization. Adapted from [1]

must have certain properties and appropriate functional characteristics, which will be seen later. For the purpose of this text, if an **intelligent system** exercises its capacity for self-organization without absolutely no human intervention, it will be recognized as **autonomous**, with definite freedom to act [8]. If, however, to exercise the function of self-organization, the intelligent system depends on a human orientation, not directly, but through pre-defined parameters indicating how to react, then the given denomination will be **autonomic**. Put differently, a **intelligent system** is **autonomic** if there is a human orientation (a plan) about how it should behave to self-organize, when reacting to an action of the environment. If an **intelligent system**, in order to exercise its capacity to self-organize, performs functions integrally put by the human being, then it is considered **automático**. Finally, if the intelligent system has not the conditions to self-organize, that is, under an unusual action of the environment, it eventually fails, then it is said to be **legacy**. The Figure 2 shows the relationship between such **intelligent systems** indicating the degrees of **independence** and **intelligence** aggregates and how it will be interpreted in this text.



Fig. 2. Characterization of intelligence and independence of Intelligent Systems in the A2RD project

The notion of **independence** is linked to human participation. The more intense that participation, the less

autonomous the system is. Already, the notion of **intelligence** is associated with the ability of **self-organization** of the system. The greater the ability to effectively use the properties and functionality of self-organization, the more autonomous the system is. On the other hand, the notions of intelligence and independence are directly associated with the learning ability of the intelligent elements. This learning will be effective if there is **cooperation** between the intelligent elements, without distinction. The project is not interested in the functional aspects of **legacy systems** but, whenever necessary, will use results or configuration parameters of these systems, in order to maintain balance between all the elements involved, in the pursuit of their goals.

### III. DOMAINS

The word domain represents a collection of things (actors, entities, etc.) that are aligned and united around common goals, within the specific limits of a particular area of interest<sup>1</sup>. In the context of the A2RD project, the area of interest is the environment outlined by the activities associated with the ASs, which together represent the Internet.

ASs, in turn, have subsets of interests that are identified as **subdomains**.

### IV. INTEROPERABILITY AND ONTOLOGY

**Interoperability** is the term used in this context to designate the ability to cooperate between domains and / or subdomains through their respective IEs, in the achievement of common objectives. There are two types of interoperabilities: **syntactic interoperability** and **semantic interoperability**.

**Syntactic interoperability** refers to information that is exchanged between IEs during the connection. Such information, in general, is inserted in the context of the protocols that allow such connectivity. Eventually, additional information, which ascends to the upper layers of the TCP / IP model, uses additional information to maintain the connection that does not need interpretation of meaning, or are just pure data. In this case, some features such as **eXtensible Markup Language (XML)** or **Structured Query Language (SQL)** in formats recommended and described in this document enable interoperability.

The IEs, after the interconnection, must maintain the process of communication and cooperation between them. This is what represents **semantic interoperability**. The exchange of information between them begins to produce data with understandable meaning, whose interpretation is appropriate to produce the expected results, throughout the process. Such data, in appropriate repositories, are accompanied by a special formatting called **ontology**.

Ontology is the resource used to represent knowledge. The ontology, that is, the knowledge associated with data in the pure state, has adequate languages to serve its purposes. Such languages vary depending on their ability to clearly express desired knowledge. Although details are discussed later in this text, the Figure 3 displays the main languages available in a comparison of its formalism and its ability to express knowledge. Note that the most powerful of languages is the natural language, which has such a restriction of interpretation by non-human procedures, which will be avoided in this project

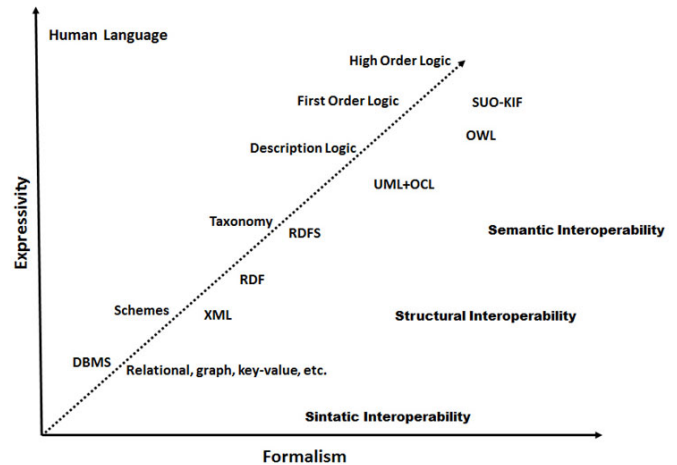


Fig. 3. Languages to represent knowledge and its expressivity. Source: [2]

The interoperability of A2RD IEs will be done through blockchains, one for each model implemented as we can see in [9].

### V. INTELLIGENT AGENTS

In the early 1990s, Michael Wooldridge from his doctoral thesis in 1992 made a considerable effort in the formalization of intelligent agents [10, 11]. Also he established the theoretical and practical concepts involving intelligent agents, their architecture, mathematical models, logic and semantics, as well as considerations about the issues surrounding software projects and development, with approaches on the multi-disciplinarity around of intelligent agents [12]. This same work recalls that a cluster of intelligent agents form a **agency**, characterization perfectly adequate to the set of IEs, however, insufficient. An agency actually consists of **muli-agents**. On two occasions, Wooldridge consolidated the ideas on multiagents [13, 14]. In the second edition, using an article he defines, in free translation [12]:

“An agent is a computer system that is situated in some environment, and that is capable of autonomous action in this environment in order to meet its delegated objectives” [14, Chapter 2].

On the other hand, [3], more simply, propose a figure to illustrate the concept of the relationship between the agent

<sup>1</sup><http://www.ncoic.org/cross-domain-interoperability>

and the environment in which it is associated (Figure 4). For them, *an agent is something that has perception of its environment through sensors and acts on the environment through actuators*<sup>1</sup>.

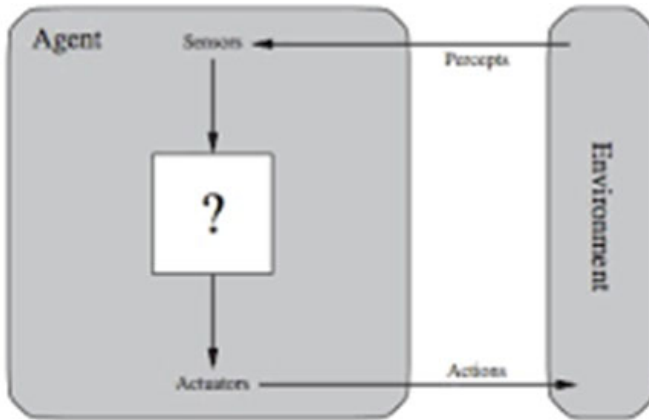


Fig. 4. How the agents interact with the environment. Source: [3, página 35]

[3, 13, 14] are appropriate texts for the development of the proposed work. The first, with its broad description of Artificial Intelligence techniques and the second a specific text about multi-agents. To them, join a book, also, essential and complementary [15]. In addition, one can not forget the text of [16]. Everyone at the end of each chapter makes appropriate and convincing approaches to the issues discussed above, including a literature review. Naturally, [3] present a more up-to-date text.

## VI. MULTI-AGENTS

In addition to the definitions of agents, in the previous sections, a very clear multi-agent model proposed by [4] is represented in Figure 5. This model is suitable to establish the main motivation of the proposal of the A2RD model. Before proceeding with this analysis of the peculiarities and specific properties of an IE, it is worth noting the definition given by [4]:

An agent is an encapsulated computer system that is situated in some environment and that is capable of flexible, autonomous action in that environment in order to meet its design objectives.

Immediately, the same author clarifies some points associated with the definition of his canonical model. According to him, agents are:

- (a) *clearly identifiable*: as entities that solve problems, with well-defined interfaces and boundaries;
- (b) *encapsulated in a particular environment*: they receive inputs related to the state of their environment, through sensors and act on the environment through actuators (which he calls *effectors*);
- (c) *designed to meet a specific goal*: they have particular goals to meet;

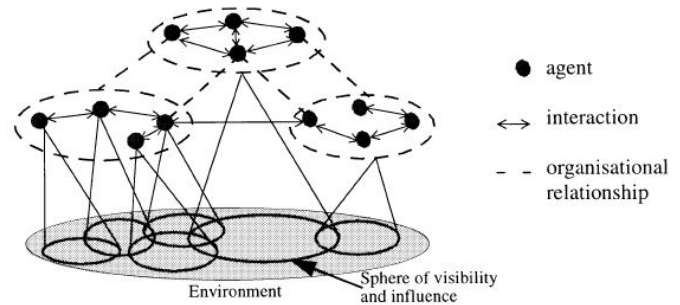


Fig. 5. Canonical view of an agent-based system. Source: [4, page 281]

- (d) *autonomous*: they have control over both their internal state and their own behavior. The control characteristic about its own behavior is what distinguishes agents from objects;
- (e) *able to exhibit flexible problem solver behavior*: in addressing their goals they need to be both reactive (able to respond in time to changes that occur in their environment) and proactive (empowered to act ahead of your future goals).

These observations, complemented by [12, 17] make evident the definitions of multi-agents that continues a very active and effervescent area of research but with many aspects still to be debated. Thus, the analysis of the figure 5 can proceed, on which two aspects stand out:

- (i) There is not a complete mesh of *full mesh*. Some agents do not communicate directly with other agents.
- (ii) In relation to the environment, the agents act in specific sub-domains and more than one agent can act on the same sub-domain.

## VII. COMMUNICATION BETWEEN INTELLIGENT AGENTS

There is a huge research effort in the direction of defining the communication properties between agents. One such initiative is the *Foundation for Intelligent Physical Agents*<sup>2</sup> (FIPA). founded in 1995 with the aim of developing standards aimed at systems of agents. These patterns, specified in categories are grouped<sup>3</sup> according to Figure 6.

FIPA standards systematically use Software Engineering and, in particular, Unified Modeling Language (UML), as meta-language cite Eriksson2004, Eriksson: 2000. In fact, FIPA recommends extensions for UML dealing with agents. [18] present a comparison of several meta-models used in some known methodologies, in search of common aspects between them. In addition, in a UML approach, [19] provides a very expressive overview and presents an extension of the UML, called Agent Unified Modeling Language (AUML). [20] describe the UML meeting the

<sup>2</sup><http://www.fipa.org>

<sup>3</sup><http://www.fipa.org/repository/bysubject.html>

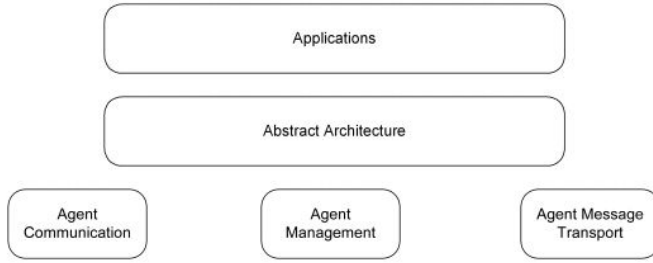


Fig. 6. FIPA specification category groups.

specification [21]. In [22], the AAML extension is described comprehensively. Object Management Group (OMG) discusses agents<sup>4</sup>, and recommends a specific environment for AAML<sup>5</sup>.

The Abstract Architecture [23] is the prerequisite for moving on to other specifications. In [24], the proposal for an inter-agent communication language (ACL) that gave rise to Java Agent Development Framework (JADE), whose best-known original document is [25] followed by a complementary article [26] and a much more complete text in [27]. The importance of the environment, in which the agents interact, is characterized in a very lucid manner in [28].

All active FIPA specifications are listed in Table I. The specifications can be classified according to the index indicated in the column of Code: with <sup>(1)</sup> are those relating to Applications (*Applications*), with <sup>(4)</sup>, associated <sup>(5)</sup> those associated with the transport of messages between agents (*Agent Message Transport*), with <sup>(6)</sup> those associated with the repository of messages, and <sup>(\*)</sup> refer to the group related to the specifications of the interaction protocol (*Interaction Protocol*), between agents.

Although the FIPA proposal is not the only one, whether it is an attempt to standardize or not, for example, in cases of agents in *peer-to-peer* environments, described in [69], the This project deviates considerably from FIPA's proposal, making the desired scenario for the IES Agency more flexible and closer to the characteristics of the Internet Infrastructure if this concept is necessary.

### VIII. RELATED WORKS

Table II presents the main works, which include models that were considered during the development of A2RD.

The origin of the associated ideas arose from the proposal of Autonomic Computing elaborated by Paul Horn in [70]. [71] display details of Horn's MAPE-K model with their respective control cycles and compare several other proposals of autonomic architectures with emphasis on networks. [72] proposes changes in the MAPE-K model, simplifying it, for elements of autonomic networks. [73] started in

TABLE I  
FIPA ACTIVE RECOMMENDATIONS

#	Código	Situação	Descrição	Ref
1.	FIPA00001 <sup>1</sup>	Standard	Abstract Architecture Specification	[23]
2.	FIPA00008 <sup>4</sup>	Standard	Content Language Specification	[29]
3.	FIPA00009 <sup>4</sup>	Experimental	CCL Content Language Specification	[30]
4.	FIPA00010 <sup>4</sup>	Experimental	KIF Content Language Specification	[31]
5.	FIPA00011 <sup>4</sup>	Experimental	RDF Content Language Specification	[32]
6.	FIPA00014 <sup>4</sup>	Standard	Nomadic Application Support Specification	[33]
7.	FIPA00023 <sup>4</sup>	Standard	Agent Management Specification	[24]
8.	FIPA00026 <sup>4,*</sup>	Standard	Request Interaction Protocol Specification	[34]
9.	FIPA00027 <sup>4,*</sup>	Standard	Query Interaction Protocol Specification	[35]
10.	FIPA00028 <sup>4,*</sup>	Standard	Request When Interaction Protocol Specification	[36]
11.	FIPA00029 <sup>4,*</sup>	Standard	Contract Net Interaction Protocol Specification	[37]
12.	FIPA00030 <sup>4,*</sup>	Standard	Iterated Contract Net Interaction Protocol Specification	[38]
13.	FIPA00031 <sup>4,*</sup>	Standard	English Auction Interaction Protocol Specification	[39]
14.	FIPA00032 <sup>4,*</sup>	Standard	Dutch Auction Interaction Protocol Specification	[40]
15.	FIPA00033 <sup>4,*</sup>	Standard	Brokering Interaction Protocol Specification	[41]
16.	FIPA00034 <sup>4,*</sup>	Standard	Recruiting Interaction Protocol Specification	[42]
17.	FIPA00035 <sup>4,*</sup>	Standard	Subscribe Interaction Protocol Specification	[43]
18.	FIPA00036 <sup>4,*</sup>	Standard	Propose Interaction Protocol Specification	[21]
19.	FIPA00037 <sup>4</sup>	Standard	Communicative Act Library Specification	[44]
20.	FIPA00061 <sup>4</sup>	Standard	ACL Message Structure Specification	[45]
21.	FIPA00067 <sup>4</sup>	Standard	Agent Message Transport Service Specification	[46]
22.	FIPA00069 <sup>4</sup>	Standard	ACL Message Representation in Bit-Efficient Specification	[47]
23.	FIPA00070 <sup>4</sup>	Standard	ACL Message Representation in String Specification	[48]
24.	FIPA00071 <sup>4</sup>	Standard	ACL Message Representation in XML Specification	[49]
25.	FIPA00075 <sup>4,5</sup>	Standard	Agent Message Transport Protocol for IOP Specification	[50]
26.	FIPA00076 <sup>4,5</sup>	Standard	Agent Message Transport Protocol for WAP Specification	[51]
27.	FIPA00079 <sup>4,4</sup>	Standard	Agent Software Integration Specification	[52]
28.	FIPA00080 <sup>4</sup>	Standard	Personal Travel Assistance Specification	[53]
29.	FIPA00081 <sup>4</sup>	Standard	Audio-Visual Entertainment and Broadcasting Specification	[54]
30.	FIPA00082 <sup>4</sup>	Experimental	Network Management and Provisioning Specification	[55]
31.	FIPA00083 <sup>4</sup>	Experimental	Personal Assistant Specification	[56]
32.	FIPA00084 <sup>4,5</sup>	Standard	Agent Message Transport Protocol for HTTP Specification	[57]
33.	FIPA00085 <sup>4,6</sup>	Standard	Agent Message Transport Envelope Representation in XML	[58]
34.	FIPA00086 <sup>4</sup>	Experimental	Ontology Service Specification	[59]
35.	FIPA00088 <sup>4,6</sup>	Standard	Agent Message Transport Envelope Representation in Bit Efficient	[60]
36.	FIPA00089 <sup>4</sup>	Preliminary	Domains and Policies Specification	[61]
37.	FIPA00091 <sup>4</sup>	Standard	Device Ontology Specification	[62]
38.	FIPA00092 <sup>4,4</sup>	Experimental	Message Buffering Service Specification	[63]
39.	FIPA00093 <sup>4</sup>	Experimental	Messaging Interoperability Service Specification	[64]
40.	FIPA00094 <sup>4,4</sup>	Standard	Quality of Service Specification	[65]
41.	FIPA00095 <sup>4</sup>	Standard	Agent Discovery Service Specification	[66]
42.	FIPA00096 <sup>4</sup>	Standard	JXTA Discovery Middleware Specification	[67]
43.	FIPA00097 <sup>4</sup>	Standard	Design Process Documentation Template	[68]

<sup>4</sup><http://www.objs.com/agent/>

<sup>5</sup><http://www.auml.org/>

TABLE II  
RELATED WORKS

Characteristic	MAPE-k	Others	Schmid	ANIMA
Reference	IBM [70]	[71]	[72]	[73] (IRTF + IETF)
Domain	Application. IBM Products.	Application. Autonomic Architecture	Networks	Networks: autonomic nodes with the same intention
Integration between elements	Through an executor	Follow the MAPE-K: executor equivalent	Variation of MAPE-K	If necessary, use the Feedback Cycle
ID	Undefined	Undefined	Undefined	IPv6 (host interface)
Human Interference	High Level Objective	High Level Objective	High Level Objective. Deterministic Behavior	Intention. Autonomic Control Plane
Specific	Self management	Self management	Self management and self-adaptation	Self-management, network knowledge, self knowledge (self-awareness)
Architecture	Centralized, restricted scalability	Hierarchical, peer, restricted scalability	Similar to FIPA's proposal: Agency	Scalable in the domain

the Internet Research Task Force (IRTF) NMRG group, proposals that continued in the IETF ANIMA group, with studies that are in full activity, with specific recommendations for protocols, indicating the most recent and active studies on autonomic networks. From the models described in Table II, only ANIMA proposes an identification (ID) for its autonomic functions, associating them with an IPv6 address, indicating that the autonomic functions are aggregated to the host interface.

## IX. THANKS

From Juliao Braga: Supported by CAPES – Brazilian Federal Agency for Support and Evaluation of Graduate Education within the Brazil’s Ministry of Education and was also supported by national funds through Fundação para a Ciência e a Tecnologia (FCT) with reference UID/CEC/50021/2013.

## REFERENCES

- [1] J. Braga, N. Omar, and L. Z. Granville, “Uma proposta para o uso de elementos inteligentes em domínios restritos da infraestrutura da internet,” in *Anais CSBC 2015 - WPIETFIRTF*, Recife, Pernambuco, Brasil, jul 2015.
- [2] A. Peace, *Ontology: A Practical Guide*, 1st ed. Angwin, CA: Articulate Software Press, 2011.
- [3] S. Russel and P. Norvig, *Artificial Intelligence*, 3rd ed. New York: Prentice Hall, 2010.
- [4] N. R. Jennings, “On agent-based software engineering,” *Artificial intelligence*, vol. 117, no. 2, pp. 277–296, 2000.
- [5] J. Braga and N. Omar, “Semantic repository in internet infrastructure knowledge domain: Methodology,”

in *Anais do CSBC 2014 - IWPIETF LAC*, Brasília, DF, jul 2014, pp. 2179–2184.

- [6] J. Braga, J. N. Silva, P. T. Endo, and N. Omar, “A Summary Description of the A2RD Project,” 2018, available at: <https://assert.pub/papers/1808.09293>, DOI: 10.13140/RG.2.2.33386.57281.
- [7] W. Ebeling and R. Feistel, *Physics of Self-organization and Evolution*. John Wiley & Sons, 2011.
- [8] N. Agoulmine, “Introduction to autonomic concepts applied to future self-managed networks,” *Autonomic Network Management Principles: From Concepts to Applications*, p. 1, 2010.
- [9] J. Braga, J. N. Silva, P. T. Endo, J. Ribas, and N. Omar, “Blockchain to Improve Security, Knowledge and Collaboration Inter-Agent Communication over Restrict Domains of the Internet Infrastructure,” in *Proceeding of CSBC 2018 - V Workshop pre IETF*, Natal, RN Brazil, July 2018, p. 13, available at: <https://arxiv.org/abs/1805.05250>.
- [10] M. Wooldridge, “Google acadêmico,” 2014, disponível em <http://scholar.google.com/citations?user=JD8v9fkAAAAJ>. Acessado em 28/09/2014.
- [11] M. J. Wooldridge, “The logical modelling of computational multi-agent systems,” Ph.D. dissertation, Citeseer, 1992.
- [12] M. Wooldridge and N. R. Jennings, “Intelligent agents: Theory and practice,” *The knowledge engineering review*, vol. 10, no. 02, pp. 115–152, 1995.
- [13] M. Wooldridge, *An introduction to Multiagent Systems*, 1st ed. John Wiley & Sons, 2002.
- [14] —, *An introduction to multiagent systems*, 2nd ed. John Wiley & Sons, 2009.
- [15] M. J. Wooldridge, *Reasoning about rational agents*. MIT press, 2000.
- [16] G. Weiss, *Multiagent systems: a modern approach to distributed artificial intelligence*. MIT press, 1999.
- [17] M. Wooldridge, “Agent-based software engineering,” *IEEE Proceedings-software*, vol. 144, no. 1, pp. 26–37, 1997.
- [18] C. Bernon, M. Cossentino, and J. Pavón, “Agent-oriented software engineering,” *The Knowledge Engineering Review*, vol. 20, no. 02, pp. 99–116, 2005.
- [19] B. Bauer, J. P. Müller, and J. Odell, “Agent UML: A formalism for specifying multiagent software systems,” *International Journal of Software Engineering and Knowledge Engineering*, vol. 11, no. 03, pp. 207–230, 2001.
- [20] J. J. Odell, H. V. D. Parunak, and B. Bauer, “Representing agent interaction protocols in UML,” in

- Agent-oriented software engineering. Springer, 2001, pp. 121–140.
- [21] FIPA, “Sc00036h: Propose interaction protocol specification,” 2002, standard. Disponível em: <http://www.fipa.org/specs/fipa00036/index.html>. Acessado em: 12/09/2014.
- [22] B. Bauer, J. P. Muller, and J. Odell, “An extension of UML by protocols for multi-agent interaction,” in MultiAgent Systems, 2000. Proceedings. Fourth International Conference on. IEEE, 2000, pp. 207–214.
- [23] FIPA, “Sc00001l: Abstract architecture specification,” 2002, standard. Disponível em: <http://www.fipa.org/specs/fipa00001/index.html>. Acessado em: 12/09/2014.
- [24] —, “Sc00023k: Agent management specification,” 2004, standard. Disponível em: <http://www.fipa.org/specs/fipa00023/index.html>. Acessado em: 12/09/2014.
- [25] F. Bellifemine, A. Poggi, and G. Rimassa, “JADE–A FIPA-compliant agent framework,” in Proceedings of PAAM, vol. 99, no. 97-108. London, 1999, p. 33.
- [26] F. Bellifemine, G. Caire, A. Pogg, and G. Rimassa, “JADE: A software framework for developing multi-agent applications. Lessons learned,” Information and Software Technology, vol. 50, no. 1, pp. 10–21, 2008.
- [27] F. L. Bellifemine, G. Caire, and D. Greenwood, Developing Multi-Agent Systems with JADE, 1st ed. USA: Wiley, 2007.
- [28] J. Odell, H. V. D. Parunak, and M. Fleischer, “Modeling agents and their environment: The communication environment,” Journal of Object Technology, pp. 39–52, May-June 2003.
- [29] FIPA, “Sc00008i: Content language specification,” 2002, standard. Disponível em: <http://www.fipa.org/specs/fipa00008/index.html>. Acessado em: 12/09/2014.
- [30] —, “Xc00009b: Ccl content language specification,” 2001, experimental. Disponível em: <http://www.fipa.org/specs/fipa00009/index.html>. Acessado em: 12/09/2014.
- [31] —, “Xc00010c: Kif content language specification,” 2003, experimental. Disponível em: <http://www.fipa.org/specs/fipa00010/index.html>. Acessado em: 12/09/2014.
- [32] —, “Xc00011b: Rdf content language specification,” 2001, experimental. Disponível em: <http://www.fipa.org/specs/fipa00011/index.html>. Acessado em: 12/09/2014.
- [33] —, “Si00014h: Agent management specification,” 2002, standard. Disponível em: <http://www.fipa.org/specs/fipa00014/index.html>. Acessado em: 12/09/2014.
- [34] —, “Sc00026h: Request interaction protocol specification,” 2002, standard. Disponível em: <http://www.fipa.org/specs/fipa00026/index.html>. Acessado em: 12/09/2014.
- [35] —, “Sc00027h: Query interaction protocol specification,” 2002, standard. Disponível em: <http://www.fipa.org/specs/fipa00027/index.html>. Acessado em: 12/09/2014.
- [36] —, “Sc00028h: Request when interaction protocol specification,” 2002, standard. Disponível em: <http://www.fipa.org/specs/fipa00028/index.html>. Acessado em: 12/09/2014.
- [37] —, “Sc00029h: Contract net interaction protocol specification,” 2004, standard. Disponível em: <http://www.fipa.org/specs/fipa00029/index.html>. Acessado em: 12/09/2014.
- [38] —, “Sc00030h: Iterated contract net interaction protocol specification,” 2002, standard. Disponível em: <http://www.fipa.org/specs/fipa00023/index.html>. Acessado em: 12/09/2014.
- [39] —, “Xc00031f: English auction interaction protocol specification,” 2001, experimental. Disponível em: <http://www.fipa.org/specs/fipa00031/index.html>. Acessado em: 12/09/2014.
- [40] —, “Xc00032f: Dutch auction interaction protocol specification,” 2001, experimental. Disponível em: <http://www.fipa.org/specs/fipa00032/index.html>. Acessado em: 12/09/2014.
- [41] —, “Sc00033h: Iterated contract net interaction protocol specification,” 2002, standard. Disponível em: <http://www.fipa.org/specs/fipa00033/index.html>. Acessado em: 12/09/2014.
- [42] —, “Sc00034h: Recruiting interaction protocol specification,” 2002, standard. Disponível em: <http://www.fipa.org/specs/fipa00034/index.html>. Acessado em: 12/09/2014.
- [43] —, “Sc00035h: Subscribe interaction protocol specification,” 2002, standard. Disponível em: <http://www.fipa.org/specs/fipa00035/index.html>. Acessado em: 12/09/2014.
- [44] —, “Si00037j: Communicative act library specification,” 2002, standard. Disponível em: <http://www.fipa.org/specs/fipa00037/index.html>. Acessado em: 12/09/2014.
- [45] —, “Sc00061g: Message structure specification,” 2002, standard. Disponível em: <http://www.fipa.org/specs/fipa00061/index.html>. Acessado em: 12/09/2014.

- [46] —, “Sc00067f: Agent message transport service specification,” 2002, standard. Disponível em: <http://www.fipa.org/specs/fipa00067/index.html>. Acessado em: 12/09/2014.
- [47] —, “Sc00069g: Message representation in bit-efficient specification,” 2002, standard. Disponível em: <http://www.fipa.org/specs/fipa00069/index.html>. Acessado em: 12/09/2014.
- [48] —, “Sc00070i: Message representation in string specification,” 2002, standard. Disponível em: <http://www.fipa.org/specs/fipa00070/index.html>. Acessado em: 12/09/2014.
- [49] —, “Sc00071e: Message representation in xml specification,” 2002, standard. Disponível em: <http://www.fipa.org/specs/fipa00071/index.html>. Acessado em: 12/09/2014.
- [50] —, “Sc00075g: Agent message transport protocol for iiop specification,” 2002, standard. Disponível em: <http://www.fipa.org/specs/fipa00075/index.html>. Acessado em: 12/09/2014.
- [51] —, “Xc00076c: Agent message transport protocol for wap specification,” 2001, experimental. Disponível em: <http://www.fipa.org/specs/fipa00076/index.html>. Acessado em: 12/09/2014.
- [52] —, “Xc00079b: Agent software integration specification,” 2001, experimental. Disponível em: <http://www.fipa.org/specs/fipa00079/index.html>. Acessado em: 12/09/2014.
- [53] —, “Xc00080b: Personal travel assistance specification,” 2001, experimental. Disponível em: <http://www.fipa.org/specs/fipa00080/index.html>. Acessado em: 12/09/2014.
- [54] —, “Xc00081b: Audio-visual entertainment and broadcasting specification,” 2001, experimental. Disponível em: <http://www.fipa.org/specs/fipa00081/index.html>. Acessado em: 12/09/2014.
- [55] —, “Xc00082b: Network management and provisioning specification,” 2001, experimental. Disponível em: <http://www.fipa.org/specs/fipa00082/index.html>. Acessado em: 12/09/2014.
- [56] —, “Xc00083b: Personal assistant specification,” 2001, experimental. Disponível em: <http://www.fipa.org/specs/fipa00083/index.html>. Acessado em: 12/09/2014.
- [57] —, “Sc00084f: Agent message transport protocol for http specification,” 2002, standard. Disponível em: <http://www.fipa.org/specs/fipa00084/index.html>. Acessado em: 12/09/2014.
- [58] —, “Sc00085j: Agent message transport envelope representation in xml,” 2002, standard. Disponível em: <http://www.fipa.org/specs/fipa00085/index.html>. Acessado em: 12/09/2014.
- [59] —, “Xc00086d: Ontology service specification,” 2001, experimental. Disponível em: <http://www.fipa.org/specs/fipa00086/index.html>. Acessado em: 12/09/2014.
- [60] —, “Sc00088j: Agent message transport envelope representation in bit efficient specification,” 2002, standard. Disponível em: <http://www.fipa.org/specs/fipa00088/index.html>. Acessado em: 12/09/2014.
- [61] —, “Pc00089d: Domains and policies specification,” 2001, preliminary. Disponível em: <http://www.fipa.org/specs/fipa00089/index.html>. Acessado em: 12/09/2014.
- [62] —, “Pc00091ej: Device ontology specification,” 2002, standard. Disponível em: <http://www.fipa.org/specs/fipa00091/index.html>. Acessado em: 12/09/2014.
- [63] —, “Xc00092b: Message buffering service specification,” 2002, experimental. Disponível em: <http://www.fipa.org/specs/fipa00092/index.html>. Acessado em: 12/09/2014.
- [64] —, “Xc00093b: Messaging interoperability service specification,” 2002, experimental. Disponível em: <http://www.fipa.org/specs/fipa00093/index.html>. Acessado em: 12/09/2014.
- [65] —, “Sc00094a: Quality of service specification,” 2002, standard. Disponível em: <http://www.fipa.org/specs/fipa00094/index.html>. Acessado em: 12/09/2014.
- [66] —, “Pc00095a: Agent discovery service specification,” 2003, standard. Disponível em: <http://www.fipa.org/specs/fipa00095/index.html>. Acessado em: 12/09/2014.
- [67] —, “Pc00096aj: Discovery middleware specification,” 2003, standard. Disponível em: <http://www.fipa.org/specs/fipa00096/index.html>. Acessado em: 12/09/2014.
- [68] —, “Xc00097a: Design process documentation template,” 2011, experimental. Disponível em: <http://www.fipa.org/specs/fipa00097/index.html>. Acessado em: 12/09/2014.
- [69] G. Moro, C. Sartori, and M. P. Singh, Agents and Peer-to-Peer Computing. Springer, 2005.
- [70] P. Horn, “Autonomic computing: Ibm’s perspective on the state of information technology,” 2001.
- [71] Z. Movahedi, M. Ayari, R. Langar, and G. Pujolle, “A survey of autonomic network architectures and evaluation criteria,” Communications Surveys & Tutorials, IEEE, vol. 14, no. 2, pp. 464–490, 2012.
- [72] S. Schmid, M. Sifalakis, and D. Hutchison, “Towards autonomic networks,” in Autonomic Networking. Springer, 2006, pp. 1–11.



- [73] M. Behringer, M. Pritikin, S. Bjarnason, A. Clemm, B. Carpenter, S. Jiang, and L. Ciavaglia, "Autonomic networking - definitions and design goals," IETF, Tech. Rep., December 2014, iETF-ANIMA: draft-irtf-nmrg-autonomic-network-definitions-06.txt. Disponível em <http://tools.ietf.org/pdf/draft-irtf-nmrg-autonomic-network-definitions-06.pdf>. Acessado em 15/03/2015.