

IIDYT at IEST 2018: Implicit Emotion Classification With Deep Contextualized Word Representations

Jorge A. Balazs, Edison Marrese-Taylor and Yutaka Matsuo

Graduate School of Engineering

The University of Tokyo

jorge, emarrese, matsuo@weblab.t.u-tokyo.ac.jp

Abstract

In this paper we describe our system designed for the WASSA 2018 Implicit Emotion Shared Task (IEST), which obtained 2nd place out of 26 teams with a test macro F1 score of 0.710. The system is composed of a single pre-trained ELMo layer for encoding words, a Bidirectional Long-Short Memory Network BiLSTM for enriching word representations with context, a max-pooling operation for creating sentence representations from said word vectors, and a Dense Layer for projecting the sentence representations into label space. Our official submission was obtained by ensembling 6 of these models initialized with different random seeds.

1 Introduction

Although the definition of emotion is still debated among the scientific community, the automatic identification and understanding of human emotions by machines has long been of interest in computer science. It has usually been assumed that emotions are triggered by the interpretation of a stimulus event according to its meaning.

As language usually reflects the emotional state of an individual, it is natural to study human emotions by understanding how they are reflected in text. We see that many words indeed have affect as a core part of their meaning, for example, *dejected* and *wistful* denote some amount of sadness, and are thus associated with sadness. On the other hand, some words are associated with affect even though they do not denote affect. For example, *failure* and *death* describe concepts that are usually accompanied by sadness and thus they denote some amount of sadness. In this context, the task of automatically recognizing emotions from text has recently attracted the attention of researchers in Natural Language Processing. This task is usually formalized as the classification of

words, phrases, or documents into predefined discrete emotion categories or dimensions. Some approaches have aimed at also predicting the degree to which an emotion is expressed in text (Mohammad and Bravo-Marquez, 2017).

In light of this, the WASSA 2018 Implicit Emotion Shared Task (IEST) (Klinger et al., 2018) was proposed to help find ways to automatically learn the link between situations and the emotion they trigger. The task consisted in predicting the emotion of a word excluded from a tweet. Removed words, or *trigger-words*, included the terms “sad”, “happy”, “disgusted”, “surprised”, “angry”, “afraid” and their synonyms, and the task was to predict the emotion they conveyed, specifically sadness, joy, disgust, surprise, anger and fear.

From a machine learning perspective, this problem can be seen as sentence classification, in which the goal is to classify a sentence, or in particular a tweet, into one of several categories. In the case of IEST, the problem is specially challenging since tweets contain informal language, the heavy usage of emoji, hashtags and username mentions.

In this paper we describe our system designed for IEST, which obtained the second place out of 26 teams. Our system did not require manual feature engineering and only minimal use of external data. Concretely, our approach is composed of a single pre-trained ELMo layer for encoding words (Peters et al., 2018), a Bidirectional Long-Short Memory Network (BiLSTM) (Graves and Schmidhuber, 2005; Graves et al., 2013), for enriching word representations with context, a max-pooling operation for creating sentence representations from said word vectors, and finally a Dense Layer for projecting the sentence representations into label space. To the best of our knowledge, our system, which we plan to release, is the first to utilize ELMo for emotion recognition.

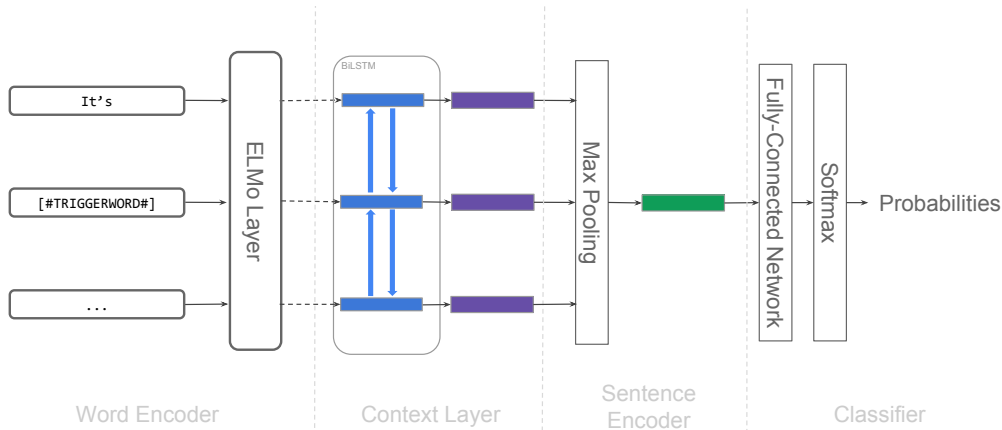


Figure 1: Proposed architecture.

2 Proposed Approach

2.1 Preprocessing

As our model is purely character-based, we performed little data preprocessing. Table 1 shows the special tokens found in the datasets, and how we substituted them.

Original	Replacement
[#TRIGGERWORD#]	__TRIGGERWORD__
@USERNAME	__USERNAME__
[NEWLINE]	__NEWLINE__
http://url.removed	__URL__

Table 1: Preprocessing substitutions.

Furthermore, we tokenized the text using a variation of the `ttokenize.py`¹ script, a Python port of the original `Ttokenize.java` (Gimpel et al., 2011). Concretely, we created an emoji-aware version of it by incorporating knowledge from an emoji database,² which we slightly modified for avoiding conflict with emoji sharing unicode codes with common glyphs used in Twitter,³ and for making it compatible with Python 3.

2.2 Architecture

Figure 1 summarizes our proposed architecture. Our input is based on Embeddings from Language Models (ELMo) by Peters et al. (2018). These are character-based word representations allowing the model to avoid the “unknown token” problem. ELMo uses a set of convolutional neural networks to extract features from character embeddings, and

builds word vectors from them. These are then fed to a multi-layer Bidirectional Language Model (BiLM) which returns context-sensitive vectors for each input word.

We used a single-layer BiLSTM as context finetuner (Graves and Schmidhuber, 2005; Graves et al., 2013), on top of the ELMo embeddings, and then aggregated the hidden states it returned by using max-pooling, which has been shown to perform well on sentence classification tasks (Conneau et al., 2017).

Finally, we used a single-layer fully-connected network for projecting the pooled BiLSTM output into a vector corresponding to the label logits for each predicted class.

2.3 Implementation Details and Hyperparameters

ELMo Layer: We used the official AllenNLP implementation of the ELMo model⁴, with the official weights pre-trained on the 1 Billion Word Language Model Benchmark, which contains about 800M tokens of news crawl data from WMT 2011 (Chelba et al., 2014).

Dimensionalities: By default the ELMo layer outputs a 2048-dim vector, which we then feed to a BiLSTM resulting in a 4096-dim vector for each word of the sequence⁵. After max-pooling the BiLSTM output over the sequence dimension we have a single 4096-dim vector corresponding to the tweet representation. This representation is

¹<https://github.com/myleott/ark-ttokenize-py>

²https://github.com/carpedm20/emoji/blob/e7bfff32/emoji/unicode_codes.py

³For example, the hashtag emoji is composed by the unicode code points U+23 U+FE0F U+20E3, which include U+23, the same code point for the # glyph.

⁴https://allennai.github.io/allennlp-docs/api/allennlp_modules.elmo.html

⁵A BiLSTM is composed of two separate LSTMs that read the input in opposite directions and whose outputs are concatenated at the sequence dimension. This results in a vector double the dimension of the input for each time step.

finally fed to a single-layer fully-connected network with input size 4096, 512 hidden units, output size 6, and ReLU nonlinearities after the input and hidden layers. The output of the dense layer is a 6-dim logit vector for each example.

Loss Function: As this corresponds to a multiclass classification problem (predicting a single class for each example, with more than 2 classes to choose from), we used the Cross-Entropy Loss as implemented in PyTorch (Paszke et al., 2017).

Optimization: We optimized the model with Adam (Kingma and Ba, 2014), using a slanted triangular learning rate schedule (Howard and Ruder, 2018), with default hyperparameters ($cut_frac = 0.1$, $ratio = 32$), and a maximum learning rate $\eta_{max} = 0.001$, over $T = 23,970$ iterations⁶.

Regularization: we used a dropout layer (Srivastava et al., 2014), with probability of 0.5 after both the ELMo and the hidden fully-connected layer, and another one with probability of 0.1 after the max-pooling aggregation layer. We also reshuffled the training examples between epochs, resulting in a different batch for each iteration.

Model Selection: To choose the best hyperparameter configuration we measured the classification accuracy on the validation set (trial set).

2.4 Ensembles

Once we found the best-performing configuration we trained 10 models using different random seeds, and tried averaging the output probabilities of all their possible $\sum_{k=1}^{10} \binom{10}{k} = 1023$ combinations. As Figure 2 shows, we empirically found that a specific combination of 6 models yielded the best results (70.52%), providing evidence for the fact that using a number of independent classifiers equal to the number of class labels provides the best results when doing average ensembling (Bonab and Can, 2016).

3 Experiments and Analyses

We performed several experiments to gain insights on how the proposed model’s performance interacts with the shared task’s data. We performed an ablation study to see how some of the main hyperparameters affect performance, and an analysis of tweets containing hashtags and emoji to un-

⁶This number is obtained by multiplying the number of epochs (10) times the total number of batches, which for the training dataset corresponds to 2396 batches of 64 elements, and 1 batch of 39 elements, hence $2397 \times 10 = 23,970$.

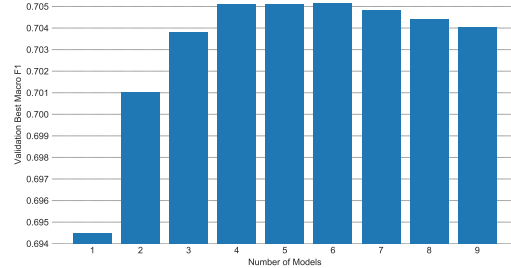


Figure 2: Best Macro F1 vs. Number of Ensembled Models.

derstand how these two types of tokens help the model predict the trigger-word’s emotion. We also observed the effects of varying the amount of data used for training the model to evaluate whether it would be worthwhile to gather more training data.

3.1 Ablation Study

We performed an ablation study on a single model having obtained 69.23% accuracy on the validation set. Results are summarized in Table 2.

Variation	Accuracy (%)	Δ %
Submitted	69.23	-
No emoji	68.36	- 0.87
No ELMo	65.52	- 3.71
Concat Pooling	68.47	- 0.76
LSTM hidden=4096	69.10	- 0.13
LSTM hidden=1024	68.93	- 0.30
LSTM hidden=512	68.43	- 0.80
POS emb dim=100	68.99	- 0.24
POS emb dim=75	68.61	- 0.62
POS emb dim=50	69.33	+ 0.10
POS emb dim=25	69.21	- 0.02
SGD optim lr=1	64.33	- 4.90
SGD optim lr=0.1	66.11	- 3.12
SGD optim lr=0.01	60.72	- 8.51
SGD optim lr=0.001	30.49	- 38.74

Table 2: Ablation study results.

Accuracies were obtained from the validation dataset. Each model was trained with the same random seed and hyperparameters, save for the one listed. “No emoji” is the same model trained on the training dataset with no emoji, “No ELMo” corresponds to having switched the ELMo word encoding layer with a simple pre-trained GloVe embedding lookup, and “Concat Pooling” obtained sentence representations by using the pooling method described by Howard and Ruder (2018). “LSTM hidden” corresponds to the the hidden dimension of the BiLSTM, “POS emb dim” to the dimension of the part-of-speech em-

beddings, and “SGD optim lr” to the learning rate used while optimizing with the schedule described by [Conneau et al. \(2017\)](#).

We can observe that the architectural choice that had the greatest impact on our model was the ELMo layer, providing a 3.71% boost in performance as compared to using GloVe pre-trained word embeddings.

We can further see that emoji also contributed significantly to the model’s performance. In Section 3.2 we give some pointers to understanding why this is so.

Additionally, we tried using the concatenation of the max-pooled, average-pooled and last hidden states of the BiLSTM as the sentence representation, following [Howard and Ruder \(2018\)](#), but found out that this impacted performance negatively. We hypothesize this is due to tweets being too short for needing such a rich representation. Also, the size of the concatenated vector was $4096 \times 3 = 12,288$, which probably could not be properly exploited by the 512-dimensional fully-connected layer.

Using a greater BiLSTM hidden size did not help the model, probably because of the reason mentioned early; the fully-connected layer was not big or deep enough to exploit the additional information. Similarly, using a smaller hidden size neither helped.

We found that using 50-dim part-of-speech embeddings slightly improved results, which implies that better fine-tuning this hyperparameter, or using a better POS tagger could yield an even better performance.

Regarding optimization strategies, we also tried using SGD with different learning rates and a step-wise learning rate schedule as described by [Conneau et al. \(2018\)](#), but we found that doing this did not improve performance.

Finally, Figure 3 shows the effect of using different dropout probabilities. We can see that having higher dropout after the word-representation layer and the fully-connected network’s hidden layer, while having a low dropout after the sentence encoding layer yielded better results overall.

3.2 Effect of Emoji and Hashtags

Table 3 shows the overall effect of hashtags and emoji on classification performance. Tweets containing emoji seem to be easier for the model to classify than those without. Hashtags also have a

Dropout	0.0	0.1	0.2	0.3	0.4	0.5	0.6
0.0	67.92%	67.52%	68.12%	67.77%	68.04%	67.43%	67.71%
0.1	67.94%	67.66%	68.17%	68.21%	67.89%	67.72%	67.73%
0.2	67.86%	68.54%	68.66%	68.10%	68.07%	68.18%	67.68%
0.3	68.43%	68.23%	68.32%	68.33%	68.51%	68.30%	68.07%
0.4	68.80%	68.91%	68.66%	68.71%	68.46%	68.48%	68.19%
0.5	68.82%	68.33%	68.99%	68.95%	68.49%	69.04%	68.53%
0.6	68.96%	68.86%	68.50%	68.92%	68.61%	68.56%	68.17%

Figure 3: Dropout Variations. Rows correspond to the dropout applied both after the ELMo layer (word encoding layer) and after the fully-connected network’s hidden layer, while columns correspond to the dropout applied after the max-pooling operation (sentence encoding layer).

	Present	Not Present
Emoji	4805 (76.6%)	23952 (68.0%)
Hashtags	2122 (70.5%)	26635 (69.4%)

Table 3: Number of tweets on the test set with and without emoji and hashtags. The number between parentheses is the proportion of tweets correctly classified.

positive effect on classification performance, however it is less significant. This implies that emoji, and hashtags in a smaller degree, provide tweets with a context richer in sentiment information, allowing the model to better guess the emotion of the *trigger-word*.

Table 4 shows the effect specific emoji have on classification performance.

Emoji alias	N	emoji		no-emoji		$\Delta\%$
		#	%	#	%	
mask	163	154	94.48	134	82.21	- 12.27
two_hearts	87	81	93.10	77	88.51	- 4.59
heart_eyes	122	109	89.34	103	84.43	- 4.91
heart	267	237	88.76	235	88.01	- 0.75
rage	92	78	84.78	66	71.74	- 13.04
cry	116	97	83.62	83	71.55	- 12.07
sob	490	363	74.08	345	70.41	- 3.67
unamused	167	121	72.46	116	69.46	- 3.00
weary	204	140	68.63	139	68.14	- 0.49
joy	978	649	66.36	629	64.31	- 2.05
sweat_smile	111	73	65.77	75	67.57	1.80
confused	77	46	59.74	48	62.34	2.60

Table 4: Fine grained performance on tweets containing emoji, and the effect of removing them. **N** is the total number of tweets containing the listed emoji, **#** and **%** the number and percentage of correctly-classified tweets respectively, and $\Delta\%$ the variation of test accuracy when removing the emoji from the tweets.

It is clear some emoji strongly contribute to improving prediction quality. The most interesting ones are *mask*, *rage*, and *cry*, which significantly increase accuracy. Further, contrary to intuition, the *sob* emoji contributes less than *cry*, despite representing a stronger emotion. This is probably due to *sob* being used for depicting a wider spectrum of emotions.

Finally, not all emoji are beneficial for this task.

When removing `sweat_smile` and `confused` accuracy increased, probably because they represent emotions other than the ones being predicted.

3.3 Effect of the Amount of Training Data

As Figure 4 shows, increasing the amount of data in which our model was trained consistently increased validation accuracy and validation macro F1 score. The trend shows that having more training data would likely further increase the model’s performance.

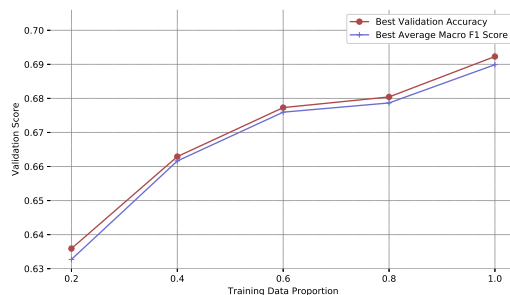


Figure 4: Validation accuracy and macro F1 score vs. proportion of the training data.

4 Conclusions and Future Work

We described the model that got second place in the WASSA 2018 Implicit Emotion Shared Task. Despite its simplicity, and low amount of dependencies on libraries and external features, it performed almost as well as the system that obtained the first place.

Our ablation study revealed that our hyperparameters were indeed quite well-tuned for the task, which agrees with the good results obtained in the official submission. However, the ablation study also showed that increased performance can be obtained by incorporating POS embeddings as additional inputs. Further experiments are required to accurately measure the impact that this additional input may have on the results. We also think the performance can be boosted by making the architecture more complex, concretely, by using a BiLSTM with multiple layers and skip connections in a way akin to (Peters et al., 2018), or by making the fully-connected network bigger and deeper.

Finally, our studies regarding the importance of hashtags and emoji in the classification showed that both of them seem to contribute significantly to the performance, although in different measures.

References

- Hamed R. Bonab and Fazli Can. 2016. A theoretical framework on the ideal number of classifiers for on-line ensembles in data streams. In *Proceedings of the 25th ACM International on Conference on Information and Knowledge Management, CIKM '16*, pages 2053–2056, New York, NY, USA. ACM.
- Ciprian Chelba, Tomas Mikolov, Mike Schuster, Qi Ge, Thorsten Brants, Phillipp Koehn, and Tony Robinson. 2014. One billion word benchmark for measuring progress in statistical language modeling. *Proceedings of the Annual Conference of the International Speech Communication Association, INTER-SPEECH*, pages 2635–2639.
- Alexis Conneau, Douwe Kiela, Holger Schwenk, Loïc Barrault, and Antoine Bordes. 2017. Supervised Learning of Universal Sentence Representations from Natural Language Inference Data. In *Proceedings of the 2017 Conference on Empirical Methods in Natural Language Processing*, pages 670–680, Copenhagen, Denmark. Association for Computational Linguistics.
- Alexis Conneau, Germán Kruszewski, Guillaume Lample, Loïc Barrault, and Marco Baroni. 2018. What you can cram into a single vector: Probing sentence embeddings for linguistic properties. In *Proceedings of the 56th Annual Meeting of the Association for Computational Linguistics (Volume 1: Long Papers)*, pages 2126–2136. Association for Computational Linguistics.
- Kevin Gimpel, Nathan Schneider, Brendan O’Connor, Dipanjan Das, Daniel Mills, Jacob Eisenstein, Michael Heilman, Dani Yogatama, Jeffrey Flanagan, and Noah A. Smith. 2011. Part-of-speech tagging for twitter: Annotation, features, and experiments. In *Proceedings of the 49th Annual Meeting of the Association for Computational Linguistics: Human Language Technologies*, pages 42–47, Portland, Oregon, USA. Association for Computational Linguistics.
- Alex Graves, Abdel-rahman Mohamed, and Geoffrey Hinton. 2013. Speech Recognition with Deep Recurrent Neural Networks. In *Proceedings of the 2013 International Conference on Acoustics, Speech and Signal Processing (ICASSP)*, pages 6645–6649, Vancouver, Canada. IEEE.
- Alex Graves and Jürgen Schmidhuber. 2005. Frame-wise Phoneme Classification with Bidirectional LSTM and Other Neural Network Architectures. *Neural Networks*, 18(5-6):602–610.
- Jeremy Howard and Sebastian Ruder. 2018. Universal Language Model Fine-tuning for Text Classification. *ArXiv e-prints*.
- Diederik P. Kingma and Jimmy Ba. 2014. Adam: A method for stochastic optimization. *CoRR*.

- Roman Klinger, Orphée de Clercq, Saif M. Mohammad, and Alexandra Balahur. 2018. IEST: WASSA-2018 Implicit Emotions Shared Task. In *Proceedings of the 9th Workshop on Computational Approaches to Subjectivity, Sentiment and Social Media Analysis*, Brussels, Belgium. Association for Computational Linguistics.
- Saif M. Mohammad and Felipe Bravo-Marquez. 2017. WASSA-2017 Shared Task on Emotion Intensity. In *Proceedings of the EMNLP 2017 Workshop on Computational Approaches to Subjectivity, Sentiment, and Social Media (WASSA)*, Copenhagen, Denmark.
- Adam Paszke, Sam Gross, Soumith Chintala, Gregory Chanan, Edward Yang, Zachary DeVito, Zeming Lin, Alban Desmaison, Luca Antiga, and Adam Lerer. 2017. Automatic differentiation in pytorch. In *NIPS Autodiff Workshop*.
- Matthew Peters, Mark Neumann, Mohit Iyyer, Matt Gardner, Christopher Clark, Kenton Lee, and Luke Zettlemoyer. 2018. Deep contextualized word representations. In *Proceedings of the 2018 Conference of the North American Chapter of the Association for Computational Linguistics: Human Language Technologies, Volume 1 (Long Papers)*, pages 2227–2237, New Orleans, Louisiana. Association for Computational Linguistics.
- Nitish Srivastava, Geoffrey Hinton, Alex Krizhevsky, Ilya Sutskever, and Ruslan Salakhutdinov. 2014. Dropout: A simple way to prevent neural networks from overfitting. *Journal of Machine Learning Research*, 15:1929–1958.