

Deep Learning: Computational Aspects

Nicholas Polson^{*} and Vadim Sokolov[†]

Abstract

In this article we review computational aspects of Deep Learning (DL). Deep learning uses network architectures consisting of hierarchical layers of latent variables to construct predictors for high-dimensional input-output models. Training a deep learning architecture is computationally intensive, and efficient linear algebra libraries is the key for training and inference. Stochastic gradient descent (SGD) optimization and batch sampling are used to learn from massive data sets. We demonstrate data analytic applications in engineering, finance, spatio-temporal, and traffic flow modeling.

1 Introduction

Deep learning (DL) is a form of machine learning that uses hierarchical layers of abstraction to model complex structures. DL requires efficient training strategies and these are at the heart of today's successful applications which range from natural language processing to engineering and financial analysis. While deep learning has been available for several decades there were only a few practical applications until the early 2010s when the field has changed for several reasons. The renaissance is due to a number of factors, in particular

1. Hardware and software for accelerated computing (GPUs and specialized linear algebra libraries)
2. Increased size of datasets (Massive Data)
3. Efficient algorithms, such as stochastic gradient descent (SGD).

The goal of our article is to provide the reader with an overview of computational aspects underlying the algorithms and hardware, which allow modern deep learning models to be implemented at scale. Many of the leading Internet companies employ DL at scale Hazelwood et al. [2017]. The most impressive accomplishment of DL is its many successful applications in research and business. These applications include algorithms such as

^{*}Booth School of Business, University of Chicago

[†]Systems Engineering and Operations Research, George Mason University

1. Google Neural Machine Translation Wu et al. [2016] closes the gap with humans in accuracy of the translation by 55-85% (estimated by people on a 6-point scale). One of the keys to success of the model is the use of Google’s huge dataset.
2. Chat Bots which predict natural language response have been available for many years. Deep learning networks can significantly improve the performance of chat-bots Henderson et al. [2017]. Nowadays they provide help systems for companies and home assistants such as Amazon’s Alexa and Google home.
3. Voice Generation was taken to the next level by deep learning based solutions. Google WaveNet, developed by DeepMind Oord et al. [2016], generates speech from text and reduces the gap between the state of the art and human-level performance by over 50% for both US English and Mandarin Chinese.
4. Google Maps were improved after deep learning was developed to analyze more than 80 billion Street View images and to extract names of roads and businesses Wojna et al. [2017].
5. Companies like Google Calico and Google Brain Health develop DL for health care diagnostics. Adversarial Auto-encoder model found new molecules to fight cancer. Identification and generation of new compounds was based on available biochemical data Kadurin et al. [2017].
6. Convolutional Neural Nets (CNNs) have been developed to detect pneumonia from chest X-rays with better accuracy than practicing radiologists Rajpurkar et al. [2017]. Another CNN model is capable of identifying skin cancer from biopsy-labeled test images Esteva et al. [2017]. Shallue and Vanderburg [2017] has discovered two new planets using deep learning and massive data from NASA’s Kepler Space Telescope.
7. In more traditional engineering, science applications, such as spatio-temporal and financial analysis deep learning showed superior performance compared to traditional statistical learning techniques Polson and Sokolov [2017a], Dixon et al. [2017], Heaton et al. [2017], Sokolov [2017], Feng et al. [2018b,a]

We now turn to description of deep learning.

2 Deep Learning

Simply put, deep learning constructs an input-output map. Let Y represent an output (or response) to a task which we aim to solve based on the information in a given high dimensional input matrix, denoted by X . An input-output mapping is denoted by $Y = F(X)$ where $X = (X_1, \dots, X_p)$ is a vector of predictors.

We distinguish between two types of data analytics, namely between statistical and machine learning. Breiman [2001] summaries the difference as follows.

“There are two cultures in the use of statistical modeling to reach conclusions from data. One assumes that the data are generated by a given stochastic data model. The other uses algorithmic models and treats the data mechanism as unknown.

The statistical community has been committed to the almost exclusive use of data models. This commitment has led to irrelevant theory, questionable conclusions, and has kept statisticians from working on a large range of interesting current problems.

Algorithmic modeling, both in theory and practice, has developed rapidly in fields outside statistics. It can be used both on large complex data sets and as a more accurate and informative alternative to data modeling on smaller data sets. If our goal as a field is to use data to solve problems, then we need to move away from exclusive dependence on data models and adopt a more diverse set of tools."

Polson and Sokolov [2017b] view the theoretical roots of DL in Kolmogorov's representation of a multivariate response surface as a superposition of univariate activation functions applied to an affine transformation of the input variable Kolmogorov [1956, 1957]. An affine transformation of a vector is a weighted sum of its elements (linear transformation) plus an offset constant (bias). Our Bayesian perspective on DL leads to new avenues of research including faster stochastic algorithms, hyper-parameter tuning, construction of good predictors, and model interpretation.

On the theoretical side, DL exploits a Kolmogorov's "universal basis". The fact that DL forms a universal 'basis' which we recognize in this formulation dates to Poincare and Hilbert is central. By construction, deep learning models are very flexible and gradient information can be efficiently calculated for a variety of architectures. On the empirical side, the advances in DL are due to an umber of factors, in particular:

1. New activation functions, e.g. rectified linear unit ($\text{ReLU}(x) = \max(0, x)$).
2. Dropout as a variable selection technique and use of multiple layers
3. Computationally efficient routines to train and evaluate the models as well as accelerated computing on graphics processing unit (GPU) and tensor processing unit (TPU).
4. Computational software such as TensorFlow or PyTorch.

A deep learning architecture can be described as follows. Let f_1, \dots, f_L be given *univariate* activation functions for each of the L layers. Activation functions are nonlinear transformations of weighted data. A semi-affine activation rule is then defined by

$$f_l^{W,b} = f_l \left(\sum_{j=1}^{N_l} W_{lj} X_j + b_l \right) = f_l(W_l X_l + b_l), \quad (1)$$

which implicitly needs the specification of the number of hidden units N_l . Our deep predictor, given the number of layers L , then becomes the composite map

$$\hat{Y}(X) = F(X) = \left(f_l^{W_1, b_1} \circ \dots \circ f_L^{W_L, b_L} \right) (X). \quad (2)$$

From a practical perspective, given a large enough data set of "test cases", we can empirically learn an optimal predictor.

Similar to a classic basis decomposition, the deep approach uses univariate activation functions to decompose a high dimensional X . Let $Z^{(l)}$ denote the l th layer, and so $X = Z^{(0)}$. The final output Y can be numeric or categorical. The explicit structure of a deep prediction rule is then

$$\begin{aligned}\hat{Y}(X) &= W^{(L)}Z^{(L)} + b^{(L)} \\ Z^{(1)} &= f^{(1)}(W^{(0)}X + b^{(0)}) \\ Z^{(2)} &= f^{(2)}(W^{(1)}Z^{(1)} + b^{(1)}) \\ &\dots \\ Z^{(L)} &= f^{(L)}(W^{(L-1)}Z^{(L-1)} + b^{(L-1)}) .\end{aligned}\tag{3}$$

Here $W^{(l)}$ is a weight matrix and $b^{(l)}$ are threshold or activation levels. Designing a good predictor depends crucially on the choice of univariate activation functions $f^{(l)}$. The $Z^{(l)}$ are hidden features which the algorithm will extract. For more extended overview of deep learning models, see Polson and Sokolov [2018], LeCun et al. [2015], Goodfellow et al. [2016], Schmidhuber [2015].

2.1 A Probabilistic View of DL

Probabilistically the output Y can be viewed as a random variable being generated by a probability model $p(Y|Y^{W,b}(X))$. Then, given parameters (\hat{W}, \hat{b}) , the negative log-likelihood defines a loss \mathcal{L} as

$$\mathcal{L}(Y, \hat{Y}) = -\log p(Y|\hat{Y}^{W,b}(X)).$$

The L_2 -norm, $\mathcal{L}(Y_i, \hat{Y}(X_i)) = \|Y_i - \hat{Y}(X_i)\|_2^2$ is traditional least squares, and negative cross-entropy loss is $\mathcal{L}(Y_i, \hat{Y}(X_i)) = -\sum_{i=1}^n Y_i \log \hat{Y}(X_i)$ for multi-class logistic classification. The procedure to obtain estimates \hat{W}, \hat{b} of the deep learning model parameters.

There is a bias-variance trade-off, which is controlled by adding a regularization term and optimizing the regularized loss

$$\mathcal{L}_\lambda(Y, \hat{Y}) = -\log p(Y|\hat{Y}^{W,b}(X)) - \log p(\phi(W, b) | \lambda).$$

The regularization term is a negative log-prior distribution over parameters, namely

$$\begin{aligned}-\log p(\phi(W, b) | \lambda) &= \lambda \phi(W, b), \\ p(\phi(W, b) | \lambda) &\propto \exp(-\lambda \phi(W, b)).\end{aligned}$$

Deep predictors are regularized maximum a posteriori (MAP) estimators, where

$$\begin{aligned}p(W, b|D) &\propto p(Y|Y^{W,b}(X))p(W, b) \\ &\propto \exp\left(-\log p(Y|Y^{W,b}(X)) - \log p(W, b)\right).\end{aligned}$$

Training requires the solution of a highly nonlinear optimization

$$\hat{Y} = Y^{\hat{W}, \hat{b}}(X) \text{ where } (\hat{W}, \hat{b}) = \arg \max_{W, b} \log p(W, b|D),$$

The log-posterior is optimised given the training data, $D = \{Y^{(i)}, X^{(i)}\}_{i=1}^T$ with

$$-\log p(W, b|D) = \sum_{i=1}^T \mathcal{L}(Y^{(i)}, Y^{W, b}(X^{(i)})) + \lambda \phi(W, b).$$

The key property is that $\nabla_{W, b} \log p(Y|Y^{W, b}(X))$ is computationally inexpensive to evaluate using tensor methods for very complicated architectures and fast implementation on large datasets. TensorFlow and TPUs provide a state-of-the-art framework for a plethora of architectures. From a statistical perspective, one caveat is that the posterior is highly multi-modal and providing good hyper-parameter tuning can be expensive. This is clearly a fruitful area of research for state-of-the-art stochastic Bayesian MCMC algorithms to provide more efficient algorithms. For shallow architectures, the alternating direction method of multipliers (ADMM) provides an efficient optimization solution. For more details on probabilistic and Bayesian perspective on deep learning, see Polson and Sokolov [2017b].

3 Optimization Algorithms

We now discuss two types of algorithms for training learning models. First, stochastic gradient descent, which is a very general algorithm that efficiently works for large scale datasets and has been used for many deep learning applications. Second, we discuss specialized statistical learning algorithms, which are tailored for certain types of traditional statistical models.

3.1 Stochastic Gradient Descent

Stochastic gradient descent (SGD) is a default gold standard for minimizing the a function $f(W, b)$ (maximizing the likelihood) to find the deep learning weights and offsets. SGD simply minimizes the function by taking a negative step along an estimate g^k of the gradient $\nabla f(W^k, b^k)$ at iteration k . The gradients are available via the chain rule applied to the superposition of semi-affine functions.

The approximate gradient is estimated by calculating

$$g^k = \frac{1}{|E_k|} \sum_{i \in E_k} \nabla \mathcal{L}_{w, b}(Y_i, \hat{Y}^k(X_i)),$$

where $E_k \subset \{1, \dots, T\}$ and $|E_k|$ is the number of elements in E_k .

When $|E_k| > 1$ the algorithm is called batch SGD and simply SGD otherwise. Typically, the subset E is chosen by going cyclically and picking consecutive elements of $\{1, \dots, T\}$, $E_{k+1} = [E_k \bmod T] + 1$. The direction g^k is calculated using a chain rule (a.k.a. back-propagation) providing an unbiased estimator of $\nabla f(W^k, b^k)$. Specifically, this leads to

$$\mathbb{E}(g^k) = \frac{1}{T} \sum_{i=1}^T \nabla \mathcal{L}_{w,b}(Y_i, \hat{Y}^k(X_i)) = \nabla f(W^k, b^k).$$

At each iteration, SGD updates the solution

$$(W, b)^{k+1} = (W, b)^k - t_k g^k.$$

Deep learning algorithms use a step size t_k (a.k.a learning rate) that is either kept constant or a simple step size reduction strategy, such as $t_k = a \exp(-kt)$ is used. The hyper parameters of reduction schedule are usually found empirically from numerical experiments and observations of the loss function progression.

One caveat of SGD is that the descent in f is not guaranteed, or it can be very slow at every iteration. Stochastic Bayesian approaches ought to alleviate these issues. The variance of the gradient estimate g^k can also be near zero, as the iterates converge to a solution. To tackle those problems a coordinate descent (CD) and momentum-based modifications can be applied. Alternative directions method of multipliers (ADMM) can also provide a natural alternative, and leads to non-linear alternating updates, see Carreira-Perpinán and Wang [2014].

The CD evaluates a single component E_k of the gradient ∇f at the current point and then updates the E_k th component of the variable vector in the negative gradient direction. The momentum-based versions of SGD, or so-called accelerated algorithms were originally proposed by Nesterov [1983]. For more recent discussion, see Nesterov [2013]. The momentum term adds memory to the search process by combining new gradient information with the previous search directions. Empirically momentum-based methods have been shown a better convergence for deep learning networks Sutskever et al. [2013]. The gradient only influences changes in the velocity of the update, which then updates the variable

$$\begin{aligned} v^{k+1} &= \mu v^k - t_k g((W, b)^k) \\ (W, b)^{k+1} &= (W, b)^k + v^k \end{aligned}$$

The hyper-parameter μ controls the dumping effect on the rate of update of the variables. The physical analogy is the reduction in kinetic energy that allows to “slow down” the movements at the minima. This parameter can also be chosen empirically using cross-validation.

Nesterov’s momentum method (a.k.a. Nesterov acceleration) calculates the gradient at the point predicted by the momentum. One can view this as a look-ahead strategy with updating scheme

$$\begin{aligned} v^{k+1} &= \mu v^k - t_k g((W, b)^k + v^k) \\ (W, b)^{k+1} &= (W, b)^k + v^k. \end{aligned}$$

Another popular modification are the AdaGrad methods Zeiler [2012], which adaptively scales each of the learning parameter at each iteration

$$\begin{aligned} c^{k+1} &= c^k + g((W, b)^k)^2 \\ (W, b)^{k+1} &= (W, b)^k - t_k g((W, b)^k) / (\sqrt{c^{k+1}} - a), \end{aligned}$$

where a is usually a small number, e.g. $a = 10^{-6}$ that prevents dividing by zero. PRMSprop takes the AdaGrad idea further and places more weight on recent values of gradient squared to scale the update direction, i.e. we have

$$c^{k+1} = dc^k + (1 - d)g((W, b)^k)^2$$

The Adam method Kingma and Ba [2014] combines both PRMSprop and momentum methods, and leads to the following update equations

$$\begin{aligned} v^{k+1} &= \mu v^k - (1 - \mu)t_k g((W, b)^k) + v^k \\ c^{k+1} &= dc^k + (1 - d)g((W, b)^k)^2 \\ (W, b)^{k+1} &= (W, b)^k - t_k v^{k+1} / (\sqrt{c^{k+1}} - a) \end{aligned}$$

Initial guess in model weights and choice of optimization algorithms parameters plays crucial role in rate of convergence of the SGD and its variants Sutskever et al. [2013].

Second order methods solve the optimization problem by solving a system of nonlinear equations $\nabla f(W, b) = 0$ by applying the Newton's method

$$(W, b)^+ = (W, b) - \{\nabla^2 f(W, b)\}^{-1} \nabla f(W, b).$$

Here SGD simply approximates $\nabla^2 f(W, b)$ by $1/t$. The advantages of a second order method include much faster convergence rates and insensitivity to the conditioning of the problem. In practice, second order methods are rarely used for deep learning applications Dean et al. [2012]. The major disadvantage is its inability to train models using batches of data as SGD does. Since a typical deep learning model relies on large scale data sets, second order methods become memory and computationally prohibitive at even modest-sized training data sets.

3.2 Automatic Differentiation (AD)

To calculate the value of the gradient vector, at each step of the optimization process, deep learning libraries require calculations of derivatives. In general, there are three different ways to calculate those derivatives. First, is numerical differentiation, when a gradient is approximated by a finite difference $f'(x) = (f(x + h) - f(x))/h$ and requires two function evaluations. However, the numerical differentiation is not backward stable Griewank et al. [2012], meaning that for a small perturbation in input value x , the calculated derivative is not the correct one. Second, is symbolic differentiation which has been used in symbolic computational frameworks such as Mathematica or Maple for decades. Symbolic differentiation uses a tree form representation of a function and applies chain rule

to the tree to calculate the symbolic derivative of a given function. Figure 1 shows a tree representation of the composition of affine and sigmoid functions.

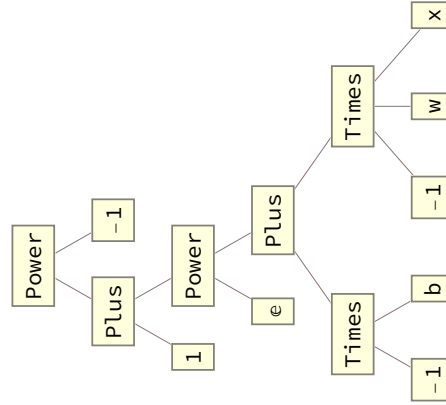


Figure 1: Tree form representation of composition of affine and sigmoid functions:
 $\frac{1}{e^{-b-wx}+1}$

The advantage of symbolic calculations is that analytical representation of derivative is available for further analysis. For example, when derivative calculation is in an intermediate step of the analysis. Third way to calculate a derivative is to use an automatic differentiation (AD). Similarly to symbolic differentiations AD recursively applies the chain rule and calculates exact value of derivative, and thus avoids the problem of numerics stability. The difference between AD and symbolic differentiation is that AD calculates value of derivative evaluated at a specific point rather than analytical representation of the derivative.

AD does not require analytical specification and can be applied to a function defined by a sequence of algebraic manipulations, logical and transient functions applied to input variables and specified in a computer code. AD can differentiate complex functions which involve IF statements and loops. AD can be implemented using either forward or backward mode. Consider an example of calculating a derivative of the following function with respect to x .

```

def sigmoid(x,b,w):
    v1 = w*x
    v2 = v1 + b
    v3 = 1/(1+exp(-v2))
  
```

In the forward mode an auxiliary variable, called a dual number, will be added to each line of the code to track the value of the derivative associated with this line. In our example, if we set $x=2$, $w=3$, $b=5$, we get

Function calculations	Derivative calculations
1. $v1 = w*x = 6$	1. $dv1 = w = 3$ (derivative of $v1$ with respect to x)
2. $v2 = v1 + b = 11$	2. $dv2 = dv1 = 3$ (derivative of $v2$ with respect to x)
3. $v3 = 1/(1+\exp(-v2)) = 0.99$	3. $dv3 = \exp(-v2)/(1+\exp(-v2))^2 = 5e-05$ (derivative of $v3$ with respect to x)

Table 1: Forward AD algorithm

Variables $dv1, dv2, dv3$ correspond to partial (local) derivatives of each intermediate variables $v1, v2, v3$ with respect to x , and are called dual variables. Tracking for dual variables can either be implemented using source code modification tools that add new code for calculating and storing the dual numbers or via operator overloading.

The reverse AD also applies chain rule recursively but starts from the outer function, as shown in Table 2.

Function calculations	Derivative calculations
1. $v1 = w*x = 6$	4. $dv1dx = w$; $dv1 = dv2*dv1dx = 3*1.3e-05=5e-05$
2. $v2 = v1 + b = 11$	3. $dv2dv1 = 1$; $dv2 = dv3*dv2dv1 = 1.3e-05$
3. $v3 = 1/(1+\exp(-v2)) = 0.99$	2. $dv3dv2 = \exp(-v2)/(1+\exp(-v2))^2$; $dv3 = dv4*dv3dv2 = 1.3e-05$
4. $v4 = v3$	1. $dv4=1$

Table 2: Reverse AD algorithm

For deep learning, derivatives are calculated by applying reverse AD algorithm to a model which is defined as a superposition of functions. A model is defined either using a general purpose language as it is done in PyTorch or through a sequence of functions calls defined by framework libraries (e.g. in TensorFlow). Forward AD algorithms calculate the derivative with respect to a single input variable, but reverse AD produces derivatives with respect to all intermediate variables. For models with a large number of parameters, it is much more computationally feasible to perform the reverse AD.

In context of neural networks the reverse AD algorithm is called backpropagation and was popularized in AI by Rumelhart et al. [1986]. According to Schmidhuber [2015] the first version of what we call today backpropagation was published in 1970 in Finnihs as a master's thesis Linnainmaa [1970] and was closely related to the work of Ostrovskii et al. [1971]. However, similar techniques rooted in Pontryagin's maximization principle Boltyanskii et al. [1960] were discussed in the context of multi-stage control problems Bryson [1961, 1969]. Dreyfus [1962] applies backpropagation to calculate first order derivative of a return function to numerically solve a variational problem. Later Dreyfus [1973] used backpropagation to derive an efficient algorithm to solve a minimization problem. The first neural network specific version of backpropagation was proposed in Werbos [1974] and an efficient backpropagation algorithm was discussed in Werbos [1982].

Modern deep learning frameworks fully automate the process of finding derivatives using AD algorithms. For example, PyTorch relies on autograd library which automates

ically finds gradient using backprop algorithm. Here is a small code example using autograd library in Python.

```
# Thinly wrapped numpy
import autograd.numpy as np
# Basically everything you need
from autograd import grad
# Define a function like normal with Python and Numpy
def tanh(x):
    y = np.exp(-x)
    return (1.0 - y) / (1.0 + y)
# Create a function to compute the gradient
grad_tanh = grad(tanh)
# Evaluate the gradient at x = 1.0
print(grad_tanh(1.0))
```

3.3 Architecture Optimization

Currently, there is no automated way to find a good deep learning architecture. An architecture is defined by number of hidden layers, number of neuron on each layer, parameters that define weight sharing layers, such as convolution layers or recurrent layers. All of those parameters that defined an architecture belong to the set of hyperparameters. Another group of hyperparameters specify the settings for stochastic gradient descent algorithms, e.g. learning rate, momentum, etc.

It is not uncommon to use hand-tuning to find a deep learning architecture, when a modeler hand-picks several candidates and choses the one that performs the best on out-of-sample data. It is usually done iteratively and might take weeks or months. An easiest automated way to find an optimal set of hyperparameters is grid search, when space of hyperparameters is discretized using a grid and a model is estimated for each node of the grid. This approach is used, for example to find an optimal penalty weight for a LASSO model. However, this approach is not feasible, when number of hyperparameters is large. A random search rather samples from the grid randomly. This, does not guarantee the optimal architecture will be identified but works rather well in practice Bergstra and Bengio [2012]. Figure 2 shows an example of randomly chosen grid points, while searching for optimal of number of neurons on the first hidden layer n_1 and the best learning rate α .

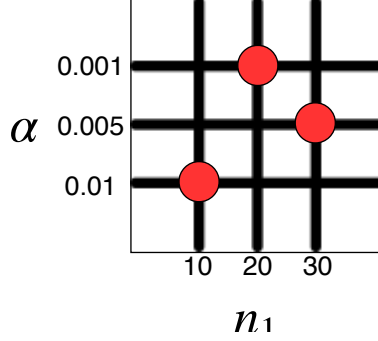


Figure 2: Random grid search for hyperparameters

Bayesian optimization Srinivas et al. [2009], Snoek et al. [2012] for hyperparameters search is more sample efficient, i.e. requires less model evaluations to find the best candidate. However, sequential nature of the search process prevents from distributed parallel evaluations of models and is usually less preferred compared to random search when large number of compute nodes is available. One can run several instances of Bayesian search in parallel using different initial values of starting evaluation points Shah and Ghahramani [2015]. For example, Google’s default architecture search algorithm Golovin et al. [2017] uses batched Bayesian optimization with Matérn kernel Gaussian process. However, this approach, empirically less efficient compared to random search. Techniques to speed up Bayesian search include early stopping György and Kocsis [2011] and using fraction of the data to evaluate models Sabharwal et al. [2016].

Genetic-like algorithms provide advantage of sample efficiency and of parallel computing. Recently, Jaderberg et al. [2017] proposed a population based training approach, that evaluates multiple models in parallel and then generates new model candidates by modifying architectures of the models that performed best thus far.

4 Scalable Linear Algebra

The key computational routine required to evaluate a DL model specified by Equation 3 is matrix-matrix multiplication. In context of DL models weights W and variables X, Z, Y are called tensors. For example, in image processing input X is a three dimensional tensor, which is made up by three matrices that correspond to red, green and blue color channels. Thus, one of the key operations while training DL or calculating a prediction is a matrix-matrix multiplication, with matrix-vector, dot product or saxpy $ax + y$ (scalar a times x plus y) being special cases.

Naive implementation of matrix-matrix multiplication would invoke a loop over the elements of the input matrices, which is inefficient. We can parallelize the operations, even on a single processor. Concurrency arises from performing the same operations on different pieces of data, the so called Single instruction multiple data (SIMD). It means that multiple independent algebraic operations can be performed in one clock cycle. It is achieved by dividing each algebraic operation into multiple simpler ones with separate hardware in the processor for each of the simple operations. The calculations performing

a pipeline fashion, a.k.a conveyor belt. For example, an addition operation can have the following components

1. Find the location of inputs
2. Copy data to register
3. Align the exponents; the addition $.3e-1 + .6e-2$ becomes $.3e-1 + .06e-1$
4. Execute the addition of the mantissas
5. Normalize the result

When performed one at a time as in a loop, each addition takes 5 cycles. However, when pipelined, we can do it in 1 cycle. Modern processes might have more than 20 components for addition or multiplication operations Eijkhout et al. [2014]. GPU computing takes it further by using a set of threads for the same instruction (on different data elements), NVIDIA calls it SIMT (Single instruction, multiple threads).

Vectorized operations that rely on SIMD or SIMT replace naive loop implementation for calculating the matrix-matrix multiplication. A vector processor comes with a repertoire of vector instructions, such as vector add, vector multiply, vector scale, dot product, and saxpy. These operations take place in vector registers with input and output handled by vector load and vector store instructions. For example, vectorization can speedup vector dot product calculations by two orders of magnitude, in code:

```
N = int(1e6)
a = np.random.rand(N)
b = np.random.rand(N)

tic = time.time()
c = np.dot(a,b)
toc = time.time()

print("Vec dot time: " + str((toc-tic)*1000) + " ms")

c = 0
tic = time.time()
for i in range(N):
    c+=a[i]*b[i]
toc = time.time()
print("Loop dot time: " + str((toc-tic)*1000) + " ms")

Vec dot time: 1.37209892273 ms
Loop dot time: 435.63914299 ms
```

When calculations performed on vectors of different dimensions, modern numerical libraries, such as Numpy perform those using broadcasting. It involves “broadcasting” the

smaller array across the larger array so that they have same shape. The vectorized operation is performed on the broadcasted and the other vector. Broadcasting does not make copies of data and usually leads to efficient algorithm implementations. For example, to perform $b+z$, where b is a scalar and z is an n -vector, the numeric library will create a vector of length n $b_broadcast = (b, b, \dots, b)$ and then will compute $(b, b, \dots, b) + z$.

Further, matrix operations implemented by a linear algebra library take into account the memory hierarchy and aim at maximizing the use of the fastest cache memory which is co-located with the processor on the same board Eijkhout et al. [2014]. In summary, a modeler should avoid loops in their model implementations and always look for ways to vectorize the code.

Another way a modern deep learning framework speed up calculations is by using quantization TensorFlow [2018], which simply replaces floating point calculations with 8-bit integers calculations. Quantization allows to train larger models (less memory is required to store the model) and faster model evaluations, since cache can be used more efficiently. In some case you'll have a dedicated hardware that can accelerate 8-bit calculations too. Quantization also allows to evaluate large scale models on embedded and mobile devices, and enables what is called edge computing, when data is analyzed locally instead of being shipped to a remote server. Edge computing is essential for Internet of Things (IoT) and robotics systems

5 Hardware Architectures

Usage of efficient hardware architectures is an important ingredient in today's success of deep learning models. Design and optimization of deep learning hardware systems are currently an active area of research in industry and academia. We are currently seen an "arms race" among large companies such as Google and Nvidia and small startups to produce the most economically and energy efficient deep learning systems.

GPU Computing In the last 20 years, the video gaming industry drove forward huge advances in Graphical Processing Unit (GPU), which is a special purpose processor for calculations required for graphics processing. Since operations required for graphics heavily rely on linear algebra, and GPUs have become widely used for non-graphics processing, specifically for training deep learning models. GPUs rely on data parallelism, when body of a loop is executed for all elements in a vector:

```
for i in range(10000):  
    a[i] = 2*b[i]
```

Our data is divided among multiple processing units available, and each processor executes the same statement $a = 2*b$ on its local data in parallel. In graphics processing usually the same operation is independently applied to each pixel of an image, thus GPUs are strongly based on data parallelism. The major drawback of GPU computing is the requirement to copy data from CPU to GPU memory which incurs a long latency. Throughput computing, processing large amounts of data at high rates, plays central role in GPU

architectures. High throughput is enabled by large number of threads and ability to switch fast between them. Modern GPUs would typically have several thousand cores, compare it to the latest Intel i9-family processors that have up to 18 cores. Further, most recent GPUs from Nvidia would include up to a thousand of what they call tensor cores, that can perform multiply-accumulate operation on a small matrix in one clock cycle.

Development of GPU code requires skills and knowledge typically not available to modelers. Fortunately, most deep learning modelers do not need to program GPUs directly and use software libraries that have implementations of most widely used operations, such as matrix-matrix multiplications.

Currently, Nvidia dominates the market for GPUs, with the next closest competitor being the company AMD. This summer, AMD announced the release of a platform called ROCm to provide more support for deep learning. The status of ROCm for major deep learning libraries such as PyTorch, TensorFlow, MxNet, and CNTK is still under development.

Let us demonstrate the speed up provided by using GPU using a code example:

```
dtype = torch.FloatTensor
N = 50000
x = torch.randn(N,N).type(dtype)
y = torch.randn(N,N).type(dtype)

start = time.time()
z = x*y
end = time.time()
print("CPU Time:",(end - start)*1000)

if torch.cuda.is_available():
    start = time.time()
    x = x.cuda()
    y = y.cuda()
    end = time.time()
    print("Copy to GPU Time:",(end - start)*1000)

    start = time.time()
    a = x*y
    end = time.time()
    print("GPU Time:",(end - start)*1000)

    start = time.time()
    a = a.cpu()
    end = time.time()
    print("Copy from GPU Time:",(end - start)*1000)
```

```
CPU Time:          11.6
Copy to GPU Time:  28.9
```

GPU Time: 0.24
Copy from GPU Time: 33.2

The matrix multiplication operation itself is performed 48 times faster on GPU (11.6 ms vs 0.24 ms). However, copying data from main memory to GPU memory and back adds another 62.1 ms (28.9 + 33.2). Thus, to efficiently use GPU architectures, it is necessary to minimize amount of data transferred between main and GPU memories

Intel Xeon Phi Recently, in response dominance of GPU processors in scientific computing and machine learning, Intel released a co-processor Intel Xeon Phi. As a GPU, Xeon Phi provides a large number of cores and has a considerable latency in starting up. The main difference is that Xeon Phi has general purpose cores, while set of GPU instructions is limited. It means that an ordinary C code can be executed on a Xeon Phi processor. However, the ease of use GPU libraries for linear algebra operations make those the default architecture choice.

DL Specific Architectures Companies such as Google or Facebook use deep learning models at extreme scales. Recent computational demand for training and deploying deep learning models at those scales fueled development of custom hardware architectures for deep learning.

The Intel Nervana NNP prioritizes scalability and numerical parallelism. The team is promising robust bi-directional data transfer. Using a proprietary numeric format called Flexpoint, Intel says it can achieve higher degrees of throughput. And by shrinking circuit size, the team notes it has been able to supercharge parallelism while reducing power per computation.

Google's Tensor Processing Units (TPU) Sato et al. [2017] has two processor, each having 128x128 matrix multiply units (MXU). Each MXU can perform multiple matrix operations in one clock cycle. Google now says that TPUs are driving all of its online services such as Search, Street View, Google Photos, and Google Translate. Typical RISC processors provide instructions for simple calculations such as multiplying or adding numbers. These are so-called scalar processors, as they process a single operation (= scalar operation) with each instruction.

There are several other established and startup companies working on developing custom hardware architectures for deep learning computing. Most approaches rely on usage of Field-programmable gate array (FPGA) designs Brown et al. [2012]. For example, Microsoft's Brainwave Microsoft [2017] hardware, which used FPGA is claimed to address the inflexibility of other computing platforms by providing a design that scales across range of data types. Other processor's inflexibility comes from the fact that a set of specific instructions is available at any given architecture.

6 Software Frameworks

Python is by far the most commonly used language for deep learning. There are a number of deep learning libraries available, with almost every major tech company back-

ing a different library. Widely used deep learning libraries include TensorFlow (Google), PyTorch and Caffe2 (Facebook), MxNet (Amazon), CNTK (Microsoft). All of those frameworks have Python support. For R users Keras library which provides high level interface to TensorFlow is the most robust option at this point.

One of the major differences between different different libraries is the use of dynamic vs. static graph computations. Some libraries, such as MxNet and TensorFlow, allow for both. In static setting a model is fully specified before the training process. In dynamic graphs, structure is defined “in-the-fly” as code gets executed, which is the way our traditional programs are executed. Static settings provide opportunity to pre-process the model and to optimize the computations and this in deployment settings static models are usually preferred. Dynamic settings provide more flexibility and is typically used during the research and development phase of the model development. Furthermore, dynamic models are easier to debug and easier to learn for those who are familiar with traditional object-oriented programming.

PyTorch PyTorch is a cousin of lua-based Torch framework which is actively used at Facebook. However, PyTorch is not a simple set of wrappers to support popular language, it was rewritten and tailored to be fast and feel native.

In PyTorch things are way more imperative and dynamic: you can define, change and execute nodes as you go, no special session interfaces or placeholders. Overall, the framework is more tightly integrated with Python language and feels more native most of the times. When you write in TensorFlow sometimes you feel that your model is behind a brick wall with several tiny holes to communicate over. Anyways, this still sounds like a matter of taste more or less.

PyTorch is relatively new compared to its competitor (and is still in beta), but it is quickly getting its momentum. Documentation and official tutorials are also nice. PyTorch also include several implementations of popular computer vision architectures which are super-easy to use.

TensorFlow TensorFlow was developed by Google Brain and actively used at Google both for research and production needs. Its closed-source predecessor is called DistBelief.

TensorFlow follows “data as code and code is data” idiom. In TensorFlow you define graph statically before a model can run. All communication with outer world is performed via `tf.Session` object and `tf.Placeholder` which are tensors that will be substituted by external data at runtime.

6.1 Compiler Based Approach

Traditional deep learning systems consists of high level interface libraries, such as PyTorch or TensorFlow which perform computationally intensive operations by calling functions from libraries optimized for a specific hardware as shown in Figure 3. Currently, hardware manufactures have to develop a software stack (a set of libraries) specific to their processors. Nvidia developed CUDA libraries, Intel has MKL library, Google developed TPU library. The reason why Nvidia and not AMD is the GPU of choice for deep

learning models is because of Nvidi's greater level of software support for linear algebra and other DL specific computations.

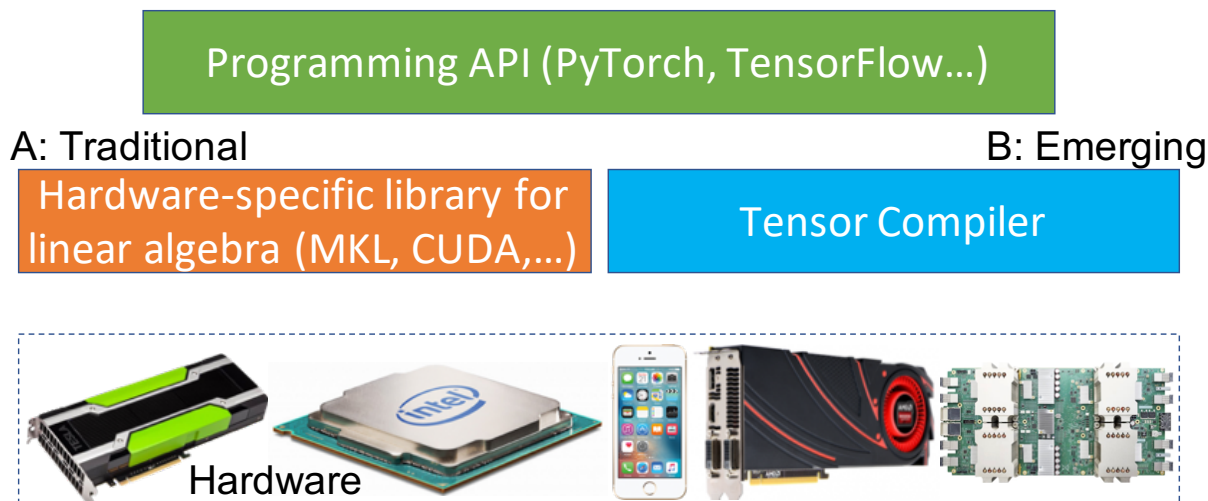


Figure 3: Deep Learning System Hierarchy

However, recently usage of vendor-developed libraries can be limiting. Some expressions might require a complex combination of functions calls or might be impossible to write using the functions provided by the vendor library. For example vendor library might not support sparse matrices. A different approach has recently emerged that relies on compiling linear algebra expressions written in special language to into code which is optimized for a given hardware architectures. This approach solves two problems, it allows to perform computations that are not implemented in hardware specific-library, and facilitates support for wider range of architectures, including mobile ones. Some of the recent examples include tensor comprehensions by Facebook Vasilache et al. [2018], TVM from U Washington Chen et al. [2018], TACO Kjolstad et al. [2017] and Google's XLA (Accelerated Linear Algebra) compiler.

Code below shows example of using another compiler, called Numba, which compiles functions written directly in Python. With a few annotations, array-oriented and math-heavy Python code can be just-in-time compiled to native machine instructions, similar in performance to C, C++ and Fortran, without having to switch languages or Python interpreters. Numba works by generating optimized machine code using the LLVM compiler infrastructure at import time, runtime, or statically (using the included pycc tool). Numba supports compilation of Python to run on either CPU or GPU hardware, and is designed to integrate with the Python scientific software stack.

```
from numba import jit, double
import math
import numpy as np
import time

@jit(nopython = True)
```

```

def mydot(a,b,c):
    for i in range(N):
        c+=a[i]*b[i]
N = int(1e6); a = np.random.rand(N); b = np.random.rand(N)

c = 0
tic = time.time()
mydot(a,b,c)
toc = time.time()
print("Numba dot time: " + str((toc-tic)*1000) + " ms")

c = 0
tic = time.time()
for i in range(N):
    c+=a[i]*b[i]
toc = time.time()
print("Loop dot time: " + str((toc-tic)*1000) + " ms")

Numba dot time: 138.628959656 ms
Loop dot time: 630.362033844 ms

```

7 Concluding Remark

The goal of our paper is to provide an overview of computational aspects of deep learning. To do this, we have discussed the core linear algebra computational routines required for training and inference using the DL models as well as the importance of hardware architectures for efficient model training. A brief introduction into Stochastic Gradient Descent (SGD) optimization and its variants, that are typically used to find parameters (weights and biases) of a deep learning model is also provided. For further reading, see Bottou et al. [2018].

Although, deep learning models have been almost exclusively used for problems of image analysis and natural language processing, more traditional data sets, which arise in finance, science and engineering, such as spatial Polson and Sokolov [2017a], Dixon et al. [2017] and temporal Polson and Sokolov [2018] data can be efficiently analyzed using deep learning. We hope this review will make deep learning more accessible for statisticians.

References

- James Bergstra and Yoshua Bengio. Random search for hyper-parameter optimization. *Journal of Machine Learning Research*, 13(Feb):281–305, 2012.
- V. G. Boltyanskii, R. V. Gamkrelidze, and Pontryagin. Theory of optimal processes i: Maximum principle. *News of Akad. Nauk SSSR. Mathematics Series*, 24:3–42, 1960.

- Léon Bottou, Frank E Curtis, and Jorge Nocedal. Optimization methods for large-scale machine learning. *SIAM Review*, 60(2):223–311, 2018.
- Leo Breiman. Statistical Modeling: The Two Cultures (with comments and a rejoinder by the author). *Statistical Science*, 16(3):199–231, August 2001.
- Stephen D Brown, Robert J Francis, Jonathan Rose, and Zvonko G Vranesic. *Field-programmable gate arrays*, volume 180. Springer Science & Business Media, 2012.
- Arthur E Bryson. A gradient method for optimizing multi-stage allocation processes. In *Proc. Harvard Univ. Symposium on digital computers and their applications*, volume 72, 1961.
- Arthur Earl Bryson. *Applied optimal control: optimization, estimation and control*. Blaisdell Pub. Co, 1969.
- Miguel A Carreira-Perpinán and Weiran Wang. Distributed optimization of deeply nested systems. In *AISTATS*, pages 10–19, 2014.
- Tianqi Chen, Thierry Moreau, Ziheng Jiang, Haichen Shen, Eddie Q. Yan, Leyuan Wang, Yuwei Hu, Luis Ceze, Carlos Guestrin, and Arvind Krishnamurthy. TVM: end-to-end optimization stack for deep learning. *CoRR*, abs/1802.04799, 2018. URL <http://arxiv.org/abs/1802.04799>.
- Jeffrey Dean, Greg Corrado, Rajat Monga, Kai Chen, Matthieu Devin, Mark Mao, Andrew Senior, Paul Tucker, Ke Yang, Quoc V. Le, and others. Large scale distributed deep networks. In *Advances in Neural Information Processing Systems*, pages 1223–1231, 2012.
- Matthew F Dixon, Nicholas G Polson, and Vadim O Sokolov. Deep learning for spatio-temporal modeling: Dynamic traffic flows and high frequency trading. *arXiv preprint arXiv:1705.09851*, 2017.
- Stuart Dreyfus. The numerical solution of variational problems. *Journal of Mathematical Analysis and Applications*, 5(1):30–45, 1962.
- Stuart Dreyfus. The computational solution of optimal control problems with time lag. *IEEE Transactions on Automatic Control*, 18(4):383–385, 1973.
- Victor Eijkhout, Edmond Chow, and van de Geijn Robert. *Introduction to High Performance Scientific Computing*. 2014.
- Andre Esteva, Brett Kuprel, Roberto A Novoa, Justin Ko, Susan M Swetter, Helen M Blau, and Sebastian Thrun. Dermatologist-level classification of skin cancer with deep neural networks. *Nature*, 542(7639):115–118, 2017.
- Guanhao Feng, Jingyu He, and Nicholas G Polson. Deep learning for predicting asset returns. *arXiv preprint arXiv:1804.09314*, 2018a.
- Guanhao Feng, Nicholas G Polson, and Jianeng Xu. Deep factor alpha. *arXiv preprint arXiv:1805.01104*, 2018b.

- Daniel Golovin, Benjamin Solnik, Subhodeep Moitra, Greg Kochanski, John Karro, and D Sculley. Google vizier: A service for black-box optimization. In *Proceedings of the 23rd ACM SIGKDD International Conference on Knowledge Discovery and Data Mining*, pages 1487–1495. ACM, 2017.
- Ian Goodfellow, Yoshua Bengio, Aaron Courville, and Yoshua Bengio. *Deep learning*, volume 1. MIT press Cambridge, 2016.
- Andreas Griewank, Kshitij Kulshreshtha, and Andrea Walther. On the numerical stability of algorithmic differentiation. *Computing*, 94(2-4):125–149, 2012.
- András György and Levente Kocsis. Efficient multi-start strategies for local search algorithms. *Journal of Artificial Intelligence Research*, 41:407–444, 2011.
- Kim Hazelwood, Sarah Bird, David Brooks, Soumith Chintala, Utku Diril, Dmytro Dzhulgakov, Mohamed Fawzy, Bill Jia, Yangqing Jia, Aditya Kalro, James Law, Kevin Lee, Jason Lu, Pieter Noordhuis, Misha Smelyanskiy, Liang Xiong, and Xiaodong Wang. Applied machine learning at facebook: A datacenter infrastructure perspective. 2017.
- JB Heaton, NG Polson, and Jan Hendrik Witte. Deep learning for finance: deep portfolios. *Applied Stochastic Models in Business and Industry*, 33(1):3–12, 2017.
- Matthew Henderson, Rami Al-Rfou, Brian Strobe, Yun-hsuan Sung, Laszlo Lukacs, Ruiqi Guo, Sanjiv Kumar, Balint Miklos, and Ray Kurzweil. Efficient natural language response suggestion for smart reply. *arXiv preprint arXiv:1705.00652*, 2017.
- Max Jaderberg, Valentin Dalibard, Simon Osindero, Wojciech M Czarnecki, Jeff Donahue, Ali Razavi, Oriol Vinyals, Tim Green, Iain Dunning, and Karen Simonyan. Population based training of neural networks. *arXiv preprint arXiv:1711.09846*, 2017.
- Artur Kadurin, Alexander Aliper, Andrey Kazennov, Polina Mamoshina, Quentin Vanhaelen, Kuzma Khrabrov, and Alex Zhavoronkov. The cornucopia of meaningful leads: Applying deep adversarial autoencoders for new molecule development in oncology. *Oncotarget*, 8(7):10883, 2017.
- Diederik Kingma and Jimmy Ba. Adam: A method for stochastic optimization. *arXiv preprint arXiv:1412.6980*, 2014.
- Fredrik Kjolstad, Shoaib Kamil, Stephen Chou, David Lugato, and Saman Amarasinghe. The tensor algebra compiler. *Proc. ACM Program. Lang.*, 1(OOPSLA):77:1–77:29, October 2017. ISSN 2475-1421. doi: 10.1145/3133901. URL <http://doi.acm.org/10.1145/3133901>.
- Andrei Nikolaevich Kolmogorov. On the representation of continuous functions of several variables by superpositions of continuous functions of a smaller number of variables. *Dokl. Akad. Nauk SSSR*, 108:179–182, 1956. [English translation: *American Mathematical Society Translation*, 17 (1961), pp. 369-373].

- Andrei Nikolaevich Kolmogorov. On the representation of continuous functions of many variables by superposition of continuous functions of one variable and addition. *Dokl. Akad. Nauk SSSR*, 114(5):953–956, 1957. [English translation: *American Mathematical Society Translation*, 28 (2) (1963), pp. 55–59].
- Yann LeCun, Yoshua Bengio, and Geoffrey Hinton. Deep learning. *nature*, 521(7553):436, 2015.
- Seppo Linnainmaa. The representation of the cumulative rounding error of an algorithm as a taylor expansion of the local rounding errors. *Master’s Thesis (in Finnish), Univ. Helsinki*, pages 6–7, 1970.
- Microsoft. Microsoft unveils Project Brainwave for real-time AI. <https://www.microsoft.com/en-us/research/blog/microsoft-unveils-project-brainwave/>, 2017.
- Yurii Nesterov. A method of solving a convex programming problem with convergence rate $O(1/k^2)$. In *Soviet Mathematics Doklady*, volume 27, pages 372–376, 1983.
- Yurii Nesterov. *Introductory lectures on convex optimization: A basic course*, volume 87. Springer Science & Business Media, 2013.
- Aaron van den Oord, Sander Dieleman, Heiga Zen, Karen Simonyan, Oriol Vinyals, Alex Graves, Nal Kalchbrenner, Andrew Senior, and Koray Kavukcuoglu. Wavenet: A generative model for raw audio. *arXiv preprint arXiv:1609.03499*, 2016.
- GM Ostrovskii, Yu M Volin, and WW Borisov. Über die berechnung von ableitungen. *Wissenschaftliche Zeitschrift der Technischen Hochschule für Chemie, Leuna-Merseburg*, 13 (4):382–384, 1971.
- Michael Polson and Vadim Sokolov. Deep learning for energy markets. *arXiv preprint arXiv:1808.05527*, 2018.
- Nicholas Polson and Vadim Sokolov. Deep learning for short-term traffic flow prediction. *Transportation Research Part C: Emerging Technologies*, 79:1–17, 2017a.
- Nicholas G. Polson and Vadim Sokolov. Deep Learning: A Bayesian Perspective. *Bayesian Analysis*, 12(4):1275–1304, 2017b. ISSN 1936-0975, 1931-6690. doi: 10.1214/17-BA1082.
- Pranav Rajpurkar, Jeremy Irvin, Kaylie Zhu, Brandon Yang, Hershel Mehta, Tony Duan, Daisy Ding, Aarti Bagul, Curtis Langlotz, and Katie Shpanskaya. Chexnet: Radiologist-level pneumonia detection on chest x-rays with deep learning. *arXiv preprint arXiv:1711.05225*, 2017.
- David E Rumelhart, Geoffrey E Hinton, and Ronald J Williams. Learning representations by back-propagating errors. *nature*, 323(6088):533, 1986.
- Ashish Sabharwal, Horst Samulowitz, and Gerald Tesauero. Selecting near-optimal learners via incremental data allocation. In *AAAI*, pages 2007–2015, 2016.

- Kaz Sato, Cliff Young, and David Patterson. An in-depth look at googles first tensor processing unit (tpu). *Google Cloud Big Data and Machine Learning Blog*, 12, 2017.
- Jürgen Schmidhuber. Deep learning in neural networks: An overview. *Neural networks*, 61:85–117, 2015.
- Amar Shah and Zoubin Ghahramani. Parallel predictive entropy search for batch global optimization of expensive objective functions. In *Advances in Neural Information Processing Systems*, pages 3330–3338, 2015.
- Christopher J Shallue and Andrew Vanderburg. Identifying exoplanets with deep learning: A five planet resonant chain around kepler-80 and an eighth planet around kepler-90. *arXiv preprint arXiv:1712.05044*, 2017.
- Jasper Snoek, Hugo Larochelle, and Ryan P Adams. Practical bayesian optimization of machine learning algorithms. In *Advances in neural information processing systems*, pages 2951–2959, 2012.
- Vadim Sokolov. Discussion of deep learning for finance: deep portfolios. *Applied Stochastic Models in Business and Industry*, 33(1):16–18, 2017.
- Niranjan Srinivas, Andreas Krause, Sham M Kakade, and Matthias Seeger. Gaussian process optimization in the bandit setting: No regret and experimental design. *arXiv preprint arXiv:0912.3995*, 2009.
- Ilya Sutskever, James Martens, George Dahl, and Geoffrey Hinton. On the importance of initialization and momentum in deep learning. In *International conference on machine learning*, pages 1139–1147, 2013.
- TensorFlow. Fixed Point Quantization. <https://www.tensorflow.org/performance/quantization>, 2018. Accessed on 2010-09-10.
- Nicolas Vasilache, Oleksandr Zinenko, Theodoros Theodoridis, Priya Goyal, Zachary DeVito, William S Moses, Sven Verdoolaege, Andrew Adams, and Albert Cohen. Tensor comprehensions: Framework-agnostic high-performance machine learning abstractions. *arXiv preprint arXiv:1802.04730*, 2018.
- Paul Werbos. Beyond regression:” new tools for prediction and analysis in the behavioral sciences. *Ph. D. dissertation, Harvard University*, 1974.
- Paul J Werbos. Applications of advances in nonlinear sensitivity analysis. In *System modeling and optimization*, pages 762–770. Springer, 1982.
- Zbigniew Wojna, Alex Gorban, Dar-Shyang Lee, Kevin Murphy, Qian Yu, Yeqing Li, and Julian Ibarz. Attention-based extraction of structured information from street view imagery. *arXiv preprint arXiv:1704.03549*, 2017.

Yonghui Wu, Mike Schuster, Zhifeng Chen, Quoc V Le, Mohammad Norouzi, Wolfgang Macherey, Maxim Krikun, Yuan Cao, Qin Gao, and Klaus Macherey. Google's neural machine translation system: Bridging the gap between human and machine translation. *arXiv preprint arXiv:1609.08144*, 2016.

Matthew D Zeiler. Adadelata: an adaptive learning rate method. *arXiv preprint arXiv:1212.5701*, 2012.