

**STABILITY OF METABOLIC NETWORKS VIA
LINEAR-IN-FLUX-EXPRESSIONS**

NATHANIEL J. MERRILL, ZHEMING AN AND SEAN T. MCQUADE

Center for Computational and Integrative Biology
Rutgers Camden. Camden NJ, USA

FEDERICA GARIN

Researcher
Univ. Grenoble Alpes, Inria, CNRS, Grenoble INP
GIPSA-lab. Grenoble, France

KARIM AZER

Bill & Melinda Gates Medical Research Institute
245 Main Street Kendall Square. Cambridge, MA 02142

RUTH E. ABRAMS

Senior scientist, Translational Informatics
Sanofi. Bridgewater NJ, USA

BENEDETTO PICCOLI*

Joseph and Loretta Lopez chair professor of Mathematics
Center for Computational and Integrative Biology
Rutgers Camden. Camden NJ, USA

ABSTRACT. The methodology named LIFE (Linear-in-Flux-Expressions) was developed with the purpose of simulating and analyzing large metabolic systems. With LIFE, the number of model parameters is reduced by accounting for correlations among the parameters of the system. Perturbation analysis on LIFE systems results in less overall variability of the system, leading to results that more closely resemble empirical data. These systems can be associated to graphs, and characteristics of the graph give insight into the dynamics of the system.

This work addresses two main problems: 1. for fixed metabolite levels, find all fluxes for which the metabolite levels are an equilibrium, and 2. for fixed fluxes, find all metabolite levels which are equilibria for the system. We characterize the set of solutions for both problems, and show general results relating stability of systems to the structure of the associated graph. We show that there is a structure of the graph necessary for stable dynamics. Along with these general results, we show how stability analysis from the fields of network flows, compartmental systems, control theory and Markov chains apply to LIFE systems.

Key words and phrases. Systems biology, flows in graphs, systems theory, control, ordinary differential equations.

* Corresponding author: Benedetto Piccoli.

1. **Introduction.** Quantitative Systems Pharmacology (QSP) aims to gain more information about a potential drug treatment on a human patient before the more expensive stages of development begin [22]. QSP models allow us to perform in silico experiments on a simulated metabolic system that predicts the response of perturbing a flux. A drug may be metabolized differently by various patients, and modelers working in pharmacology must anticipate these differences. Building a profile of how the drug affects different classes of simulated patients will help the developers of new drugs understand the viability of a treatment and acquire insight into the mechanisms by which the drug acts.

A recent advancement in QSP modeling called Linear-in-Flux-Expressions (LIFE) is a method of analyzing systems of Ordinary Differential Equations (ODEs) [19, 18]. Originally, LIFE was designed to analyze metabolic systems, which are composed of Fluxes and Metabolites. Fluxes in the metabolic system are the rates of chemical reactions in the human body, and they determine the dynamics on the metabolites, which are the various chemical compounds involved in metabolism. Modeling these systems depends on choosing fluxes, which are difficult to measure directly, so that the system effectively simulates human metabolism.

To implement LIFE on a metabolic network, the network must be written as a directed graph [18]. The edges of the graph represent the reaction rates (*fluxes*), and the vertices represent quantities of chemical compounds (*metabolites*). From the graph we construct the stoichiometric matrix of the system. This stoichiometric matrix is not the classical one mentioned by [21, 24]. The LIFE method is also different from QSP models whose dynamics traditionally depend on a matrix containing information about the flux of the system. In these classical QSP models the dynamics of the metabolites are linear with respect to the metabolites. By contrast, systems using the LIFE method are linear in fluxes and have a stoichiometric matrix that is dependent on the metabolites.

Initially, the LIFE method was developed using the human cholesterol metabolism network [19]. LIFE enables us to simply describe the correlations among the fluxes of the model at steady state. There are generally many correlations among fluxes, and maintaining these correlations leads to a more consistent response to perturbing the fluxes in the system. This was advantageous to QSP modelers, who previously analyzed flux perturbations with little to no consideration to relationships among fluxes [1]. Now, we expand our study of these systems, showing that with few assumptions, systems that are linear in the flux is stable.

The LIFE method evolved from methods in systems biology [21]. Systems biology, in conjunction with network flows [12, 9], Markov chains [6], laplacian dynamics [13], control theory [3], and compartmental systems [4, 14] allow us to better understand biological networks on which pharmacology models are based. The field of compartmental systems focuses on models based on directed graphs. Vertices of the graph represent quantities whose dynamics are determined by the edges of the graph, which represent fluxes among compartments. Markov chains study dynamics on directed graphs as well, but by contrast, this field focuses on stochastic processes. Control theory studies the way an external agent can alter the natural evolution of a system, given a set of admissible controls. In pharmacology, metabolism follows its natural evolution, and drugs serve as our controls. These fields have much to contribute to systems pharmacology, and we summarize useful results. We identify assumptions which are usually satisfied by real metabolic networks, guaranteeing stability of the metabolic system at a unique equilibrium.

The paper is organized as follows. In section 2, we describe the model system for the LIFE approach in the form of a system of ODEs associated to a metabolic networks, then show existence of positive solutions and provide results of equilibria under general assumptions. Also special classes of LIFE systems are introduced. Section 3 investigates the flow vectors for which a given metabolite vector x is an equilibrium of the network, including the extreme pathways approach. On the other side, Section 4 studies the opposite problem: find the metabolite vectors which are equilibria of the network for a fixed flow vector. This is done first investigating the relationships between linear LIFE systems and Markov chains, Laplacian dynamics and linear compartmental systems. Then we deal with special classes of nonlinear LIFE systems. Finally, a comparison between zero-deficiency theory is discussed. The paper ends with conclusions in Section 5 and an Appendix containing examples.

2. System model.

2.1. Notation and preliminaries. We indicate by $\mathbb{R}_+ = [0, +\infty)$ the set of positive real numbers, by \mathbb{R}^n the Euclidean real space of dimension n and by $M_{n \times m}$ the set of $n \times m$ matrices with real entries. Given a matrix S , we indicate by S^T its transpose. Given $d_1, \dots, d_n \in \mathbb{R}$, $\text{diag}(d_1, \dots, d_n)$ is the diagonal matrix with entries d_i on the diagonal. We denote by $\mathbf{1}$ a column vector with all entries equal to 1, of size clear from the context.

We introduce some terminology commonly used in graph theory. A directed graph is a couple $G = (V, E)$, with $V = \{v_1, \dots, v_n\}$ the set of vertices and $E \subset V \times V$ the set of edges. For a graph with n vertices and m edges, ordering the edges lexicographically, the *incidence matrix* is a matrix, $\Gamma \in M_{n \times m}$ such that $\Gamma_{ij} = 1$ if the j th edge is (v_k, v_i) for some vertex v_k , $\Gamma_{ij} = -1$ if the j th edge is (v_i, v_k) for some vertex v_k , and $\Gamma_{ij} = 0$ otherwise. A path is a sequence of distinct vertices $v_{i_1} \cdots v_{i_k}$, with $(v_{i_j}, v_{i_{j+1}}) \in E$ for $j = 1, \dots, k-1$. A graph is *strongly connected* if there exists a path between every pair of vertices. A *strongly connected component* of a directed graph is a maximal strongly connected subgraph.

A *terminal component* of a directed graph $G = (V, E)$ is a strongly connected component $G' = (V', E')$, with $V' \subset V$, $E' \subset E$, such that there exists no edge $e = (v', v)$, with $v' \in V'$ and $v \in V \setminus V'$. An undirected path is a sequence of distinct vertices v_{i_1}, \dots, v_{i_k} , with either $(v_{i_j}, v_{i_{j+1}}) \in E$ or $(v_{i_{j+1}}, v_{i_j}) \in E$ for $j = 1, \dots, k-1$. A directed graph is *weakly connected* if there exists an undirected path between every pair of vertices. A *weakly connected component* of a directed graph is a maximal weakly connected subgraph. A directed graph $G = (V, E)$ is *weakly reversible* if every weakly connected component is also strongly connected.

2.2. LIFE model. We indicate by $x \in \mathbb{R}^n$ the metabolite variables and by $f \in \mathbb{R}^m$ the flux variables. A general system of ODEs which governs the quantities of x and f is written as

$$\frac{dx}{dt} = F(x, f), \quad (1)$$

$$\frac{df}{dt} = G(x, f), \quad (2)$$

where $F : \mathbb{R}^n \times \mathbb{R}^m \rightarrow \mathbb{R}^n$ and $G : \mathbb{R}^n \times \mathbb{R}^m \rightarrow \mathbb{R}^m$. In [11, 15], the authors show that the dynamics described by (1) evolve over a much smaller time-scale than (2). This is referred to as “time-scale separation”. Based on time-scale separation arguments of metabolic systems, we approximate the dynamics of the fluxes with $G \approx 0$, and

our work focuses on the dynamics of the metabolites (1), with the fluxes playing the role of constant parameters.

The dynamics (1) is very general and we restrict to special system, which are linear in the fluxes, thus can be written as:

$$\dot{x} = S(x) \cdot f \quad (3)$$

where $S : \mathbb{R}^n \rightarrow M_{n \times m}$ is called the *stoichiometric matrix*. One constructs the stoichiometric matrix from the metabolites and the reactions that comprise a biochemical system. Each reaction corresponds to a flux f that connects two distinct metabolites or represents an intake or an excretion from the network. Each row of S corresponds to a metabolite and each column of S corresponds to a flux.

We now illustrate how to construct a directed graph from the metabolic network for the system (3). We represent metabolites with vertices $V = \{v_1, \dots, v_n\}$. We construct a set of edges $E \subset V \times V$ to represent reactions; each edge is associated to a flux from one metabolite to another, notice that we do not have loops. To represent intakes and excretions, we introduce two virtual vertices, v_0 and v_{n+1} , not associated with any metabolite but rather representing the external environment. We denote by I, X the set of vertices attached to v_0, v_{n+1} , the vertices in I and X are called *intake vertices* and *excretion vertices*, respectively. We also introduce edges (v_0, w) with $w \in I \subset V$ representing intakes, and (w, v_{n+1}) , $w \in X \subset V$ representing excretions. We use the extended graph $\tilde{G} = (\tilde{V}, \tilde{E})$ defined by $\tilde{V} = V \cup \{v_0, v_{n+1}\} = \{v_0, v_1, \dots, v_n, v_{n+1}\}$ and \tilde{E} collecting edges in E together with intake and excretion edges. The rows of the matrix S can be indexed by vertices in V and the columns by edges in \tilde{E} , thus we write S_{ve} for the entry corresponding to vertex v and edge e . Moreover we denote by x_v the metabolite corresponding to vertex v and by f_e the flux corresponding to edge e .

Example 2.1. To illustrate the concepts of graph with virtual vertices and stoichiometric matrix related to a metabolic network, we provide a toy example with linear dynamics. Consider the system given by the following stoichiometric matrix and fluxes vector:

$$S(x) = \begin{pmatrix} 1 & -x_1 & -x_1 & 0 & 0 & 0 & x_4 \\ 0 & x_1 & 0 & -x_2 & 0 & 0 & 0 \\ 0 & 0 & x_1 & x_2 & -x_3 & -x_3 & 0 \\ 0 & 0 & 0 & 0 & x_3 & 0 & -x_4 \end{pmatrix}, f = \begin{pmatrix} f_{(v_0, v_1)} \\ f_{(v_1, v_2)} \\ f_{(v_1, v_3)} \\ f_{(v_2, v_3)} \\ f_{(v_3, v_4)} \\ f_{(v_3, v_5)} \\ f_{(v_4, v_1)} \end{pmatrix}.$$

Then the corresponding graph is represented in Figure 2.

Remark 1. It is worth a reminder that our stoichiometric matrix is different from the traditional one defined by [21, 24], in which entries are stoichiometric coefficients, i.e. do not depend on metabolites.

To correctly represent the reactions corresponding to fluxes (which take always strictly positive values), we assume:

(A) For $x \in (\mathbb{R}_+)^n$, it holds

$$S_{ve}(x) = \begin{cases} H_e(x) > 0 & \text{if } e = (w, v), w \in V \text{ and } x_v > 0 \text{ or } e = (v_0, v), v \in I \\ -H_e(x) < 0 & \text{if } e = (v, w), w \in V \text{ and } x_v > 0 \text{ or } e = (v, v_{n+1}), v \in X \text{ and } x_v > 0 \\ 0 & \text{otherwise,} \end{cases}$$

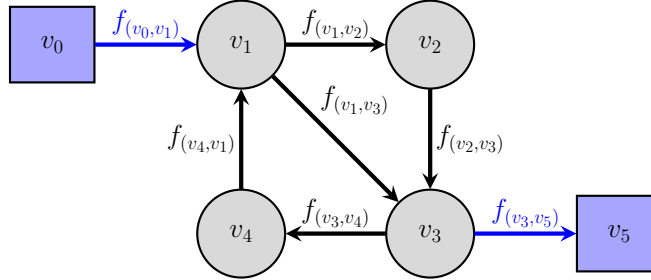


FIGURE 1. A directed graph $\tilde{G} = (\tilde{V}, \tilde{E})$ representing a biochemical system. The rectangles indicate virtual vertices and the subgraph of circular vertices and edges connecting them is $G = (V, E)$.

where $H_e : \mathbb{R}^n \rightarrow \mathbb{R}$ is a positive continuous function.

Notice that Assumption (A) implies that, for each $v \in V$,

$$\sum_{v \in V} S_{ve}(x) = \begin{cases} H_e(x) & e = (v_0, \bar{v}), \bar{v} \in I, \\ -H_e(x) & e = (\bar{v}, v_{n+1}), \bar{v} \in X, \\ 0 & \text{otherwise,} \end{cases} \quad (4)$$

namely all columns of S have zero sum, except those corresponding to intakes and excretions, which have positive and negative sum, respectively. Under Assumption (A), the dynamics (3) can be interpreted as mass conservation law. Indeed, rewriting (3) entrywise and using (A), we have

$$\dot{x}_v = \sum_{e \in \tilde{E}} S_{ve}(x) f_e = \sum_{w: (w,v) \in \tilde{E}} H_{(w,v)}(x) f_{(w,v)} - \sum_{w: (v,w) \in \tilde{E}} H_{(v,w)}(x) f_{(v,w)}, \quad (5)$$

which is the mass balance for metabolite x_v : its variation is given by the sum of the incoming flows, minus the sum of the outgoing flows. This is the analogous Kirchhoff's current law for electrical networks, with the difference that currents are allowed to take negative values as well, while here metabolite variables are non-negative.

The total mass in the system is $m = \sum_{v \in V} x_v$. From (5) we have

$$\dot{m} = \sum_{v \in I} H_{(v_0,v)}(x) f_{(v_0,v)} - \sum_{v \in X} H_{(v,v_{n+1})}(x) f_{(v,v_{n+1})}.$$

Clearly, in the case without intakes nor excretions, $\dot{m} = 0$, i.e. the total mass of a closed system is constant in time.

Another remark which is useful is that, under Assumption (A), $S(x)$ can be rewritten as $S(x) = \Gamma D(x)$, where $D(x)$ is a diagonal matrix of size $m \times m$, with diagonal entries given by $H_e(x)$'s, and Γ is obtained from the incidence matrix of \tilde{G} by removing the first and last rows (corresponding to v_0 and v_{n+1}). In the particular case without intakes nor excretions, Γ is the incidence matrix of G .

In the remainder of this section we study the dynamics (3) under the very general Assumption (A), while later in the paper we add other assumptions, restricting our attention to systems for which stronger statements can be obtained. A first important general property is that positivity of solution is guaranteed:

Proposition 1. *Consider a system (3) satisfying (A) and the Cauchy problem with initial datum $x_v(0) = x_0^v$. Assume that S is locally Lipschitz. If $f_e > 0$ for every $e \in E$ and $x_0^v \geq 0$ for every $v \in V$, then there exists a local solution $x_v(\cdot)$ defined on $[0, T]$, $T > 0$, and $x_v(t) \geq 0$ for every $t \in [0, T]$.*

Proof. Existence follows from Lipschitz condition, while positivity of solution follows from the invariance of the set $\{x : x_v \geq 0\}$. \square

In the next Proposition we show that existence of nontrivial equilibria implies some structure on the network: every vertex v for which there is a directed path from some $w \in I$ to v , must also have a directed path from v to some $y \in X$. This result refines the space of networks with which we are concerned. More precisely:

Proposition 2. *Consider a system (3) satisfying (A). Assume there exists an equilibrium $\bar{x} \in (\mathbb{R}_+)^n$ for a flux vector f such that $f_e > 0$ for every $e \in \tilde{E}$. Then for every vertex $v \in V$ for which there exists a path from I to v , there exists a path from v to X .*

Proof. Assume there exists an equilibrium \bar{x} as in the statement and, by contradiction, a vertex v for which there exists a path from $w \in I$ to v , but there exists no $y \in X$ to which v is connected. Since there is no path from v to X , either v belongs to a terminal component with no excretion, or there is a path from v to a terminal component with no excretion. Denote by $G_T = (V_T, E_T)$ such a terminal component. Since there are a path from $w \in I$ to v and a (possibly trivial) path from v to V_T , then there is also a path from v_0 to V_T . Denote by $v_0, v_1 = w, \dots, v_{\ell-1}, v_\ell \in V_T$ one such a path, such that $v_{\ell-1} \notin V_T$ (possibly the path is a single edge, in case $w \in V_T$).

It is easy to show that $x_{v_i} > 0$ for all $i = 1, \dots, \ell$, as follows. Considering $e = (v_0, v_1)$, by (A) we have $S_{v_0, e}(\bar{x}) = H_e(\bar{x}) > 0$. Similarly, for every $e' = (v_1, w')$, $x_{v_1} = 0$ implies $S_{v_1, e'}(x) = 0$. This means we must have $\bar{x}_{v_1} > 0$, otherwise we would have $\dot{x}_{v_1} \geq f_e H_e(\bar{x}) > 0$ (where $e = (v_0, v_1)$), contradicting \bar{x} being an equilibrium. Having proved that $\bar{x}_{v_1} > 0$, we can proceed by induction: for $i = 1, \dots, \ell - 1$, $\bar{x}_{v_i} > 0$ implies $\bar{x}_{v_{i+1}} > 0$. The argument is the same as above, with a slight modification: looking at $e = (v_i, v_{i+1})$, $S_{v_i, e}(\bar{x}) = H_e(\bar{x}) > 0$ thanks to Assumption (A) together with $\bar{x}_i > 0$, while above we were in the case of an intake.

Finally we have a terminal component $G_T = (V_T, E_T)$ with no excretion, and an edge $(v_{\ell-1}, v_\ell)$ with $v_\ell \in V_T$ and $v_{\ell-1} \notin V_T$, such that either $v_{\ell-1} = v_0$ or $\bar{x}_{v_{\ell-1}} > 0$. In either case, considering $e = (v_{\ell-1}, v_\ell)$, by (A) we have $S_{v_{\ell-1}, e}(\bar{x}) = H_e(\bar{x}) > 0$. Now consider the variation of mass in the component G_T : since there is no outgoing edge from G_T , and there is at least the incoming edge e , we have $\frac{d}{dt} \sum_{v \in V_T} x_v = \sum_{v \in V_T} \dot{x}_v \geq H_e f_e > 0$, contradicting the fact that \bar{x} is an equilibrium. \square

The system associated to the graph in Figure 2 provides an explicit example of the contradiction argument of Proposition 2. The vertices v_3 and v_4 violate the condition of Proposition 2, since there is a path from the intake vertex v_1 to v_3 and v_4 , and there is no path from v_3 and v_4 to the excretion vertex v_2 ; hence, the system does not admit any equilibrium. The proof argument, specialized to this example, is to notice that v_3 and v_4 form a terminal component with no excretion, and to look at the path v_0, v_1, v_2, v_4 . Assuming that there is an equilibrium \bar{x} , one shows first that $\bar{x}_{v_1} > 0$ due to the intake, and then that $\bar{x}_{v_1} > 0$ implies also $\bar{x}_{v_2} > 0$. Notice that $\dot{x}_{v_3} + \dot{x}_{v_4} \geq S_{v_2, (v_2, v_4)} f_{v_2, v_4}$ (in this particular example, equality is actually

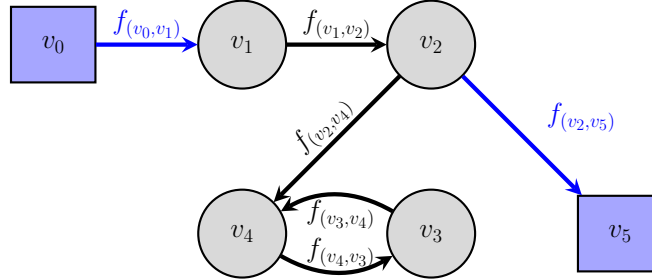


FIGURE 2. A directed graph $\tilde{G} = (\tilde{V}, \tilde{E})$ illustrating Proposition 2. Vertices v_3 and v_4 form a terminal component. There exists a path from v_0 to v_4 yet there is no path from v_4 to v_5

true), and the latter is > 0 since $\bar{x}_{v_2} > 0$, thus contradicting the fact that \bar{x} is an equilibrium: the mass $x_{v_3} + x_{v_4}$ grows unbounded.

The same system of Figure 2 shows the necessity of the assumption that $H_e(x) = 0$ when $x_v = 0$, $e = (v, w)$ for Proposition 2 to hold. Indeed assume that $H_{(v_2, v_5)}(x) = 1$ for every x such that $x_{v_2} = 0$ and that the other functions H_e , $e = (v, w)$, satisfy $H_e(x) = x_v$. Let f be a flux vector with strictly positive components such that $f_{(v_1, v_2)} = f_{(v_2, v_5)}$. Then $\bar{x} = (\frac{f_{(v_0, v_1)}}{f_{(v_1, v_2)}}, 0, \frac{f_{(v_4, v_3)}}{f_{(v_3, v_4)}}, 1)$ is an equilibrium.

Another example not satisfying the assumptions of Proposition 2 is shown in Figure 3. This system admits an equilibrium under Assumption (A) even though the vertex v_3 does not have a path to v_5 . This is because there does not exist a path from v_0 to v_3 .

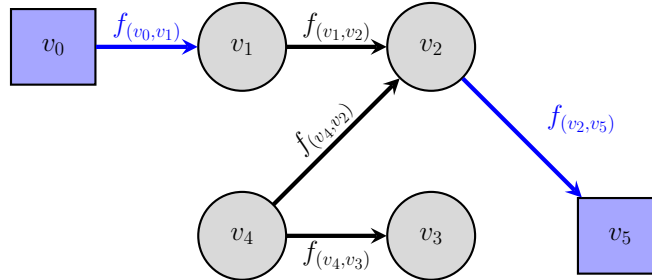


FIGURE 3. A directed graph where vertices v_3 and v_4 do not have a path from v_0 and also have no path to v_5 . For an equilibrium, \bar{x} , of this system under Assumption (A), $\bar{x}_{v_4} = 0$ and $\bar{x}_{v_3} \geq x_{v_3}(0)$.

For general systems (3) with Assumption (A) it is not possible to prove other general conclusions about equilibria, beside Propositions 1 and 2. Indeed consider the simple metabolic network given in Figure 4. Under Assumption (A), the dynamics is written as:

$$\begin{cases} \dot{x}_{v_1} &= -f_{(v_1, v_2)} \cdot H_{(v_1, v_2)}(x) + f_{(v_n, v_1)} \cdot H_{(v_n, v_1)}(x) \\ \dot{x}_{v_2} &= -f_{(v_2, v_3)} \cdot H_{(v_2, v_3)}(x) + f_{(v_1, v_2)} \cdot H_{(v_1, v_2)}(x) \\ \dot{x}_{v_3} &= -f_{(v_3, v_4)} \cdot H_{(v_3, v_4)}(x) + f_{(v_2, v_3)} \cdot H_{(v_2, v_3)}(x) \\ &\vdots \\ \dot{x}_{v_n} &= -f_{(v_n, v_1)} \cdot H_{(v_n, v_1)}(x) + f_{(v_{n-1}, v_n)} \cdot H_{(v_{n-1}, v_n)}(x) \end{cases} \quad (6)$$

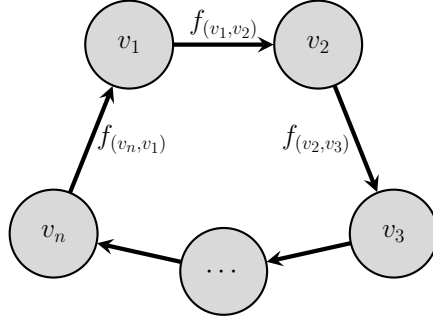


FIGURE 4. A directed cycle graph $G = (V, E)$ with n vertices and no intakes nor excretions. On such a LIFE system one can prescribe any desired dynamics.

We want to show that for any dynamical system in \mathbb{R}^n on a compact set there exists an equivalent dynamics defined on the cycle graph of Figure 4. In other words, Assumption (A) is so general that we give Proposition 3 to show arbitrary dynamics can be defined, and we focus on more specialized cases (Assumption (B), and (C)). More precisely for every general dynamics

$$\begin{cases} \dot{x}_{v_1} &= F_1(x_{v_1}, x_{v_2}, \dots, x_{v_n}) \\ \dot{x}_{v_2} &= F_2(x_{v_1}, x_{v_2}, \dots, x_{v_n}) \\ &\vdots \\ \dot{x}_{v_n} &= F_n(x_{v_1}, x_{v_2}, \dots, x_{v_n}) \end{cases}. \quad (7)$$

we look for a choice of the functions H_e and the fluxes f_e realizing such equivalence. Note that from (4), we have $x_{v_n} = C - x_1 - \dots - x_{n-1}$ which implies that

$$\dot{x}_{v_n} = -\dot{x}_{v_1} - \dots - \dot{x}_{v_{n-1}} = \sum_{i=1}^{n-1} -F_i. \quad (8)$$

Define the set $T = \cup_{i=1}^n \{x : x_j \geq 0 \text{ for all } j, x_i = 0 \text{ and } x_1 + \dots + x_n \leq 1\}$ then we have the following:

Proposition 3. *Consider system (7) and assume $F_1 = \dots = F_n = 0$ on the set T . Then there exist functions H_e and fluxes f_e such that the dynamics (6) is equivalent to (7) on the bounded set delimited by T .*

Proof. Assign the functions $H_{(v_i, v_j)}(x)$ according to the following rule:

$$\begin{aligned} H_{(v_i, v_{i+1})}(x) &= \sum_{k \leq i} [F_k]_- + \sum_{\ell > i} [F_\ell]_+ \quad \text{if } i < n, \\ H_{(v_n, v_1)}(x) &= \sum_{k=1}^n [F_k]_+, \end{aligned} \quad (9)$$

where $[F]_+ = \max\{F, 0\}$ and $[F]_- = \max\{-F, 0\}$. It is easy to verify that $\dot{x}_{v_i} = F_i(x)$ for $i < n$ and $\dot{x}_{v_n} = -\sum_{i=1}^n F_i = F_n(x)$ using (8). Moreover, because of the assumption on F_i 's, the functions H_e satisfy (A), thus we are done. \square

2.3. Special LIFE systems. Here we introduce a special class of systems of type (3) with simplified dynamics. We consider Assumption (A), and we impose further restriction on the functions $H_e(x)$: for an edge $e = (v, w)$, we assume H_e to depend on x_v only, and moreover we impose the scalar function $H_e(x_v)$ to be strictly increasing. More precisely, Assumption (B) is the following.

(B) It holds

$$S_{ve}(x) = \begin{cases} -H_e(x_v) & e = (v, w), v \in V, w \in V \cup \{v_{n+1}\} \\ H_e(x_w) & e = (w, v), w \in V \\ 1 & e = (v_0, v) v \in I \\ 0 & \text{otherwise,} \end{cases} \quad (10)$$

and each H_e is a positive, differentiable, and strictly increasing function $H_e : \mathbb{R} \rightarrow \mathbb{R}$, with $H_e(0) = 0$.

A typical example of a system verifying (B) is given by metabolic networks with Hill functions representing reactions, i.e. $H_e(x_v) = \frac{x_v^{p_e}}{K + x_v^{p_e}}$ with $p_e \in \mathbb{N}$, where $K > 0$ is the dissociation constant.

A further simplification occurs in the case where $H_e(x_v)$ is the same function $H_v(x_v)$ for all edges e having v as an initial vertex, i.e. such that $e = (v, w)$ for some w . This gives Assumption (C), as follows.

(C) It holds

$$S_{ve}(x) = \begin{cases} -H_v(x_v) & e = (v, w), v \in V, w \in V \cup \{v_{n+1}\} \\ H_w(x_w) & e = (w, v), w \in V \\ 1 & e = (v_0, v) v \in I \\ 0 & \text{otherwise,} \end{cases}$$

and each H_v is a positive, differentiable, and strictly increasing function $H_v : \mathbb{R} \rightarrow \mathbb{R}$, with $H_v(0) = 0$.

Under Assumption (C), the system $\dot{x} = S(x)f$ can be equivalently re-written as

$$\dot{x} = J(f)h(x) + \phi, \quad (11)$$

where $J(f) \in M_{n \times n}$ is defined by

$$J_{ij}(f) = \begin{cases} f_{(v_j, v_i)} & \text{if } (v_j, v_i) \in E \\ -\sum_{w: (v_i, w) \in \tilde{E}} f_{(v_i, w)} & \text{if } j = i \\ 0 & \text{otherwise,} \end{cases}$$

where $h(x)$ is a vector of size n given by $h_i(x) = H_{v_i}(x_{v_i})$ and ϕ is a vector of size n given by $\phi_i = f_{(v_0, v_i)}$ if $(v_0, v_i) \in \tilde{E}$, and $\phi_i = 0$ otherwise.

Finally, the simplest class of LIFE models we consider are *linear* systems, namely systems satisfying Assumption (C), where each $H_v(x_v)$ is the identity function $H_v(x_v) = x_v$.

Example 2.1 (continued). This example is a linear LIFE system. We can equivalently re-write its dynamics $\dot{x} = S(x)f$ as $\dot{x} = J(f)x + \phi$, with

$$J(f) = \begin{pmatrix} -f_{(v_1, v_2)} - f_{(v_1, v_3)} & 0 & 0 & f_{(v_4, v_1)} \\ f_{(v_1, v_2)} & -f_{(v_2, v_3)} & 0 & 0 \\ f_{(v_1, v_3)} & f_{(v_2, v_3)} & -f_{(v_3, v_4)} - f_{(v_3, v_5)} & 0 \\ 0 & 0 & f_{(v_3, v_4)} & -f_{(v_4, v_1)} \end{pmatrix}, \quad \phi = \begin{pmatrix} f_{(v_0, v_1)} \\ 0 \\ 0 \\ 0 \end{pmatrix}.$$

3. Equilibria for fixed metabolites. In this section we consider equilibrium solutions of the system (3) satisfying Assumption (A). In general one is interested in conditions guaranteeing existence of an equilibrium and also in conditions necessary for uniqueness and stability of such an equilibrium. There are two problems: for fixed metabolite concentrations x find all flux vectors f for which x is an equilibrium, i.e. $\dot{x} = S(x) \cdot f = 0$, and, vice versa, for a fixed flux vector f , find all x that are equilibria. In this section we focus on the first, while the latter is investigated in Section 4.

The set of flux vectors for which x is an equilibrium formed by all vectors f that solve the equation $S(x) \cdot f = 0$, i.e. the nullspace $\mathcal{N}(S(x))$ of $S(x)$. First, we discuss the dimension of $\mathcal{N}(S(x))$. Then, since fluxes must be positive (to have a correct biological meaning), we focus on describing the cone $\mathcal{N}(S(x)) \cap (\mathbb{R}_+)^m$. Recall that, under Assumption (A), we can rewrite $S(x)$ as $S(x) = \Gamma D(x)$ where $D(x) \in M_{m \times m}$ is a diagonal matrix with $H_e(x)$'s as entries and Γ is obtained from the incidence matrix of \tilde{G} by removing the first and last rows; in case there are no intakes nor excretions, then Γ is the incidence matrix of G . Assuming that x has strictly positive entries, (A) implies that all diagonal elements of $D(x)$ are strictly positive, so that $D(x)$ is invertible. Hence, for $\Gamma \cdot (D(x) \cdot f) = 0$ to have non trivial solutions, the nullspace of Γ must have dimension greater than zero.

We extend one of the results of [18] to get:

Proposition 4. *Consider the system (3) with no intakes nor excretions satisfying Assumption (A) and let G be the the associated graph. Let $x \in \mathbb{R}^n$ have strictly positive entries and $S(x) \in M_{n \times m}$ be the stoichiometric matrix, then*

$$\text{rank}(S(x)) = n - \ell,$$

where ℓ is the number of weakly connected components of G .

Proof. We have $S(x) = \Gamma D(x)$. As shown in Proposition 4.3 of [2] the rank of an incidence matrix Γ is $\text{rank}(\Gamma) = n - \ell$. Since $D(x)$ is full rank we have $\text{rank}(S(x)) = n - \ell$. \square

Next we consider systems that contain both intakes and excretions. It was shown in [18] that if intakes and excretions are added to a graph satisfying the conditions of Proposition 4 then $\text{rank}(S(x)) = n$. We extend this result to get:

Proposition 5. *Consider the system (3) satisfying Assumption (A) and let G be the the associated graph. Let $x \in \mathbb{R}^n$ have strictly positive entries and $S(x) \in M_{n \times m}$ be the stoichiometric matrix, then $\text{rank}(S(x)) = n - k$, where k is the number of weakly connected components containing neither intake nor excretion vertices.*

Proof. It was shown in [18] that if G is weakly connected and contains an intake vertex then $\text{rank}(S(x)) = n$. The same argument from [18] can be also used for an excretion vertex and so if G is weakly connected and contains an excretion vertex we also have $\text{rank}(S(x)) = n$. In the case where G is not weakly connected $S(x)$ can be rewritten as a block diagonal matrix

$$S(x) = \begin{pmatrix} S_1(x) & & 0 \\ & \ddots & \\ 0 & & S_\ell(x) \end{pmatrix}$$

where each diagonal element $S_i(x)$ is the stoichiometric matrix of a weakly connected component. If $S_i(x)$ contains an intake or excretion vertex then $\text{rank}(S_i(x))$

$= n_i$, where n_i is the number of metabolites in $S_i(x)$. If $S_i(x)$ contains neither intake nor excretion vertices then $\text{rank}(S_i(x)) = n_i - 1$. This implies that $S(x)$ has n_i linearly independent rows for each $S_i(x)$ with intake or excretion vertices and $n_i - 1$ linearly independent rows for each $S_i(x)$ with neither intake nor excretion vertices. Let k represents the number of $S_i(x)$ with neither intake nor excretion vertices, the total number of linearly independent rows in S is now expressed $(\sum_{i=1}^{\ell} (n_i)) - k = n - k$. Thus $\text{rank}(S(x)) = n - k$. \square

Notice that the rank of $S(x)$ depends on the number of weakly connected components of the graph, which is the same irrespective of the orientation of edges. However, when we focus on the existence of non-trivial positive flows admitting an equilibrium with strictly positive entries, the orientation of edges does matter, as we can see e.g. from Proposition 2, where a necessary condition is given for existence of equilibria, in terms of existence of suitable paths.

3.1. Network flows. The problem of finding positive flows admitting an equilibrium with strictly positive entries has been extensively studied in the operations research literature under the name of ‘network flow’ problems [12]. In network flow problems one considers a directed graph where edges represent flows between the vertices. The maximum flow which an edge can support is called the capacity of the edge. In addition to capacity each edge may also have a cost associated to it. Network flow problems assume that the system is at equilibrium with respect to the vertices i.e. that the flow entering and leaving a vertex must be the same. A flow that satisfies this assumption is called a feasible flow. Finding feasible flows is the same as finding flows in the cone $\mathcal{N}(S(x)) \cap (\mathbb{R}_+)^m$ with the further constraint that each flux must be less than its capacity.

A flow is a mapping from $f : E \rightarrow (\mathbb{R}_+)^m$ that satisfies $0 \leq f(v_i, v_j) \leq c(v_i, v_j)$ (where $c(v_i, v_j)$ is the capacity of the edge (v_i, v_j)) and $\sum_{(v_i, v_j) \in E} f(v_i, v_j) - \sum_{(v_j, v_k) \in E} f(v_j, v_k) = 0$ [17]. One of the most common network flow problems is to find the maximum flow of the network, i.e. the largest amount of total flow from a source to a sink. In [9] the authors consider a network which contains exactly one source (v_0) and one sink (v_{n+1}). They then prove the following result, known as max-flow min-cut theorem, which characterizes the maximum flow as the minimum cut capacity, where a cut set is a set of edges whose removal disconnects the source from the sink, and the capacity of a cut is the sum of the capacities of its edges.

Proposition 6 (Max-Flow Min-Cut Theorem). *The maximum flow value obtainable in a network is the minimum capacity of all cut sets which disconnect v_0 and v_{n+1} .*

An implication of the max-flow min-cut theorem is that a feasible flow exists if there is a path from v_0 and v_{n+1} . The following proposition extends this relationship:

Proposition 7. *Given a LIFE system with graph \tilde{G} and stoichiometric matrix $S(x)$ satisfying (A), fix an $x \in (\mathbb{R}_+)^n$ with strictly positive entries and for every $v \in I$ fix $\tilde{f}_{v_0, v} > 0$, i.e. fix arbitrary values for the intake flows. There exists $f \in \mathcal{N}(S(x)) \cap (\mathbb{R}_+)^m$ such that $f_{v_0, v} = \tilde{f}_{v_0, v}$ for all $v \in I$ if and only if for each $v \in I$ there exists a path to X .*

Proof. Consider the maximum flow problem on the graph \tilde{G} , where edges (v_0, v) have capacity $\tilde{f}_{v_0, v}$, and all other edges have infinite capacity. The feasible flows

φ for this network are in one-to-one correspondence with the equilibrium flows $f \in \mathcal{N}(S(x)) \cap (\mathbb{R}_+)^m$ such that $f_{v_0,v} \leq \bar{f}_{v_0,v}$ for all $v \in I$; the correspondence is simply given by $f_{v_0,v} = \varphi_{v_0,v}/H_{v_0,v}(x)$ for all $v \in I$ and $f_{v,w} = \varphi_{v,w}/H_{v,w}(x)$ for all $w \in V$. If for all $v \in I$ there is a path from v to X (and hence a path from v to v_{n+1}), the minimum cut is the removal of all edges (v_0, v) . The maximum flow φ^* then has $\varphi_{v_0,v}^* = \bar{f}_{v_0,v}$, thus also ensuring the existence of an equilibrium flow f^* satisfying the same.

If for some $v_i \in I$ there is no path from v to X , then all feasible flows φ satisfy $\varphi_{v_0,v} = 0$, and hence all equilibrium flows f satisfy $f_{v_0,v} = 0$ which contradicts the assumption. \square

3.2. Extreme pathway algorithm for calculating the positive basis. There are many standard methods for computing a basis of the nullspace of a matrix [20], and hence to describe $\mathcal{N}(S(x))$. Since we are interested in positive fluxes, we are rather interested in the cone $\mathcal{N}(S(x)) \cap (\mathbb{R}_+)^m$. One method to describe this cone is to look for a positive basis, which is a minimal set of vectors generating the whole cone via linear combinations with positive scalars, called positive combinations. The use of positive combinations ensures that all generated vectors belong to the cone. Minimality is equivalent to ask for the vectors to be positively linearly independent, i.e. no vector can be expressed as a positive combination of the others. Since we allow only positive combinations (and not every linear combination), typically a positive basis has more vectors than a traditional basis. In [23] the authors prove that a flux cone has a positive basis, and that the vectors of the positive basis are unique up to multiplication by a positive scalar.

Finding a positive basis for a cone is not as easy as finding a traditional basis. In [21], Palsson describes a method to find a positive basis by using extreme pathways of a metabolic network. The extreme pathways are a unique set of positively independent flux vectors that represent the edges of the cone $\mathcal{N}(S(x)) \cap (\mathbb{R}_+)^m$ [21, 23].

Here we summarize a method to build extreme pathways described by [23]. We start considering the equation $V_0 \cdot S(x)^T = C_0$, and the solution given by $V_0 = I_m$, the $m \times m$ identity matrix, $S(x)$ the stoichiometric matrix and $C_0 = S(x)^T$. At each iteration new matrices $V_i \in M_{n_i \times m}$, $C_i \in M_{n_i \times n}$ are defined which satisfy $V_i \cdot S(x)^T = C_i$.

Algorithm 1. The algorithm consists of the following steps:

Step 1. Select from C_i the first non-zero column (lexicographically), whose corresponding metabolite is neither an intake vertex nor an excretion vertex, say j_i . If no such column exists jump to Step 5.

Step 2. Add to C_i all possible new rows, obtained using positive linear combinations of two other rows, which have a zero on the column j_i . Then define C_{i+1} by removing the old rows used to generate the new ones. Notice that C_{i+1} has all zeros in column j_i .

Step 3. Define V_{i+1} by adding to V_i the rows generated by the same combination as those of Step 2 (to keep the validity of the equation $V \cdot S(x)^T = C$) and removing the old rows.

Step 4. Remove positively linearly dependent rows from V_{i+1} . Remove the corresponding rows from C_{i+1} .

Step 5. Repeat the steps 1-4 now considering first excretion vertices and then intake vertices until all columns are 0.

If the algorithm stops at step m , then $C_m = 0$ (the matrix with all zero entries). The rows of V_m are the vectors of a positive basis. Notice also that the number of rows n_i may increase or decrease during the various steps.

Originally in [21] the extreme pathways method was proposed for stoichiometric matrices not dependent on x . We apply it here to the most general case of systems (3) with Assumption (A), by fixing a desired metabolite variables vector $x \in (\mathbb{R}_+)^n$ and using the extreme pathways method to characterize all fluxes vectors with positive entries such that the corresponding LIFE system (3) admits x as an equilibrium.

To illustrate the process we report an example using the Reverse Cholesterol Transport Network (RCT) from [19]. The RCT network is shown in Figure 5.

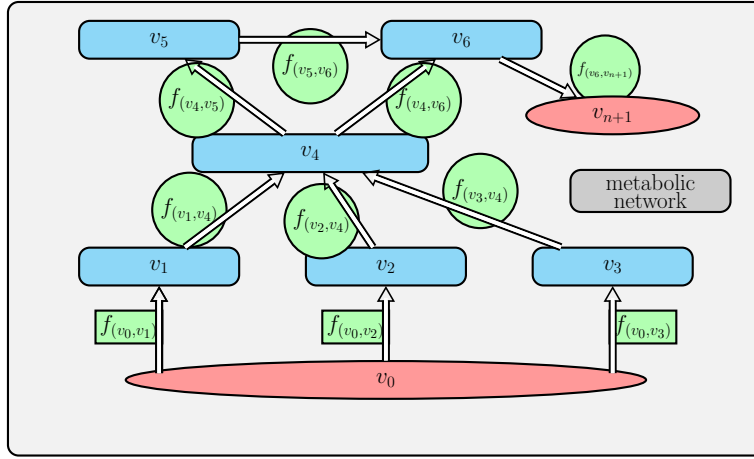


FIGURE 5. Reverse Cholesterol Transport Network from [19]. This network contains 6 vertices which represent metabolites, 10 edges which represent fluxes and 2 virtual vertices v_0, v_{n+1} . There are three intake vertices v_1, v_2, v_3 and 1 excretion vertex v_6 .

Example 3.1. Finding Extreme Pathways of RCT network

We use Palsson's algorithm for finding extreme pathways on the stoichiometric matrix from the RCT network. The stoichiometric matrix for RCT is given by:

$$S(x) = \begin{pmatrix} 1 & 0 & 0 & -x_1 & 0 & 0 & 0 & 0 & 0 & 0 \\ 0 & 1 & 0 & 0 & -x_2 & 0 & 0 & 0 & 0 & 0 \\ 0 & 0 & 1 & 0 & 0 & -x_3 & 0 & 0 & 0 & 0 \\ 0 & 0 & 0 & x_1 & x_2 & x_3 & -x_4 & -x_4 & 0 & 0 \\ 0 & 0 & 0 & 0 & 0 & 0 & x_4 & 0 & -x_5 & 0 \\ 0 & 0 & 0 & 0 & 0 & 0 & 0 & x_4 & x_5 & -x_6 \end{pmatrix}$$

For space, the complete calculations are continued in the Appendix.

3.3. Extreme pathways provide a positive basis. Let us first recall Farkas' Lemma [10]. Here we use the notation $x \geq 0$ to indicate that every entry in the vector x is positive.

Lemma 3.1 (Farkas' Lemma). *Let $A \in M_{n \times m}$ and $b \in R^n$. For the equation $Ax = b$ exactly one is true:*

1. There exists $x \in \mathbb{R}^m$ such that $Ax = b$ and $x \geq 0$.
2. There exists $y \in \mathbb{R}^n$ such that $A^T y \geq 0$ and $b^T y < 0$.

Proposition 8. *The extreme pathways of $S(x)$ form a positive basis of $\mathcal{N}(S(x)) \cap (\mathbb{R}_+)^m$.*

Proof. There are three statements which must be shown to prove this Proposition.

Statement 1: The extreme pathway vectors (v_i) are positively independent (systematically independent in terminology used in [21]).

Statement 2: The span of the extreme pathways vectors is contained in $(\mathcal{N}(S(x)) \cap (\mathbb{R}_+)^m)$ i.e. $\sum_{\lambda_i \geq 0} \lambda_i v_i \subset (\mathcal{N}(S(x)) \cap (\mathbb{R}_+)^m)$.

Statement 3: The extreme pathways vectors span $(\mathcal{N}(S(x)) \cap (\mathbb{R}_+)^m)$ i.e. $(\mathcal{N}(S(x)) \cap (\mathbb{R}_+)^m) \subset \sum_{\lambda_i \geq 0} \lambda_i v_i$.

Statement 1 follows from Step 4 of the algorithm.

Let us now prove Statement 2. Since the vectors corresponding to extreme pathways are positive combinations of rows of matrices with positive entries, then $v_i \in (\mathbb{R}_+)^m$ for all i . We have $V_n \cdot S(x)^T = C_n = 0$, equivalently $S(x) \cdot V_n^T = C_n^T = 0$. This implies that the columns of V_n^T in the nullspace of $S(x)$, thus the rows of V_n in the nullspace of $S(x)$. Since both $\mathcal{N}(S(x))$ and $(\mathbb{R}_+)^m$ are closed for positive linear combinations we are done.

Finally it remains to prove statement 3, in order to show $(\mathcal{N}(S(x)) \cap (\mathbb{R}_+)^m) \subset \sum_{\lambda_i \geq 0} \lambda_i v_i$ we proceed as follows. First we show that after one iteration of the algorithm the rows of V_1 form a positive basis for vectors w such that the j_1 -th element of $S(x)w$ equals zero. After n iterations, we show that V_n is a positive basis for vectors $w \in \mathcal{N}(S(x))$.

For simplicity of notation, we assume $j_1 = 1$. Define W_1 to be the set of vectors w such that the first entry of $S(x)w$ equals zero. It is clear from the construction of V_1 that its rows belong to W_1 . It remains to be shown that the rows of V_1 span W_1 . Since $V_1 \cdot S(x)^T = C_1$, thus we can alternatively show that the columns of C_1^T span the subset of the range of $S(x)$ with first entry equal to zero. In other words, we must show that if $\sum_{\lambda_i \geq 0} \lambda_i c_{i,1} = 0$, where $c_{i,1}$ represents the first entry in the c_i -th row of C_0 , that the sum $\sum_{\lambda_i \geq 0} \lambda_i c_i = 0$ can also be represented using rows from C_1 . We assume an ordering such that $c_{i,1} \geq 0$ for $i \leq \ell$ and $c_{i,1} < 0$ for $i > \ell$, each row in C_1 can be represented by $c_i + \alpha_{i,j} c_j$ where $i \leq \ell, j > \ell$ and $\alpha_{i,j} = \frac{-c_{i,1}}{c_{j,1}} \geq 0$. We need to find $\mu_{i,j}$ such that,

$$\sum \mu_{i,j} (c_i + \alpha_{i,j} c_j) = \sum_{i=1}^n \lambda_i c_i. \quad (12)$$

We can split the sum on the right hand side by considering the positive and negative entries separately,

$$\sum \mu_{i,j} (c_i + \alpha_{i,j} c_j) = \sum_{i=1}^{\ell} \lambda_i c_i + \sum_{i=\ell+1}^n \lambda_i c_i.$$

For $\lambda_i, i \in \{\ell + 1, \dots, n\}$ we can write:

$$\sum_{k=1}^{\ell} \mu_{k,i} \alpha_{k,i} = \lambda_i$$

which gives:

$$\sum_{k=1}^{\ell} \mu_{k,i} (-c_{k,1}) = c_{i,1} \lambda_i, \quad i \in \{\ell + 1, \dots, n\}. \quad (13)$$

For $\lambda_i, i \in \{1, \dots, \ell\}$ we can write:

$$\sum_{k=\ell+1}^n \mu_{i,k} = \lambda_i$$

which gives:

$$\sum_{k=\ell+1}^n \mu_{i,k} c_{i,1} = c_{i,1} \lambda_i, \quad i \in \{1, \dots, \ell\}. \quad (14)$$

The equations (13), (14) can be written in the following way,

$$\begin{array}{l} \ell \text{ rows} \\ n - \ell \text{ rows} \end{array} \left\{ \begin{array}{l} \left(\begin{array}{cccc} [c_{1,1}] & 0 & \cdots & 0 \\ 0 & [c_{2,1}] & \cdots & 0 \\ \vdots & \vdots & & \vdots \\ 0 & 0 & \cdots & [c_{\ell,1}] \end{array} \right) \\ \left(\begin{array}{cccc} -diag(c_{1,1}) & -diag(c_{2,1}) & \cdots & -diag(c_{\ell,1}) \end{array} \right) \end{array} \right\} \cdot \begin{pmatrix} \mu_{1,\ell+1} \\ \mu_{1,\ell+2} \\ \vdots \\ \mu_{1,n} \\ \mu_{2,\ell+1} \\ \vdots \\ \mu_{2,n} \\ \vdots \\ \mu_{\ell,n} \end{pmatrix} = \begin{pmatrix} c_{1,1} \lambda_1 \\ c_{2,1} \lambda_2 \\ \vdots \\ c_{n,1} \lambda_n \end{pmatrix} \quad (15)$$

where $[c_{i,1}]$ represents a $1 \times (n - \ell)$ vector with all entries equal to $c_{i,1}$ and $diag(c_{i,1}) \in M_{(n-\ell) \times (n-\ell)}$ a diagonal matrix with $c_{i,1}$ on the diagonal. Let A, b be the matrix on the left-hand side and the vector on the right-hand of equation (15), respectively. We can then apply Farkas' Lemma. Consider a vector $y \in \mathbb{R}^n$ such that $A^T \cdot y \geq 0$, then for the first row we have $c_{1,1} y_1 - c_{1,1} y_{\ell+1} \geq 0$. Further for any $i = 1, \dots, \ell$ and $j = \ell + 1, \dots, n$ we have $c_{i,1} y_i - c_{i,1} y_j \geq 0$ which implies $y_i \geq y_j$. Setting $\bar{y} = \max(y_{\ell+1}, \dots, y_n)$ we have $y_i \geq \bar{y}$ for $i = 1, \dots, \ell$. Since all $c_{j,1} < 0$ for $j = \ell + 1, \dots, n$ and all $\lambda_j \geq 0$ we have that $y_j c_{j,1} \lambda_j \geq \bar{y} c_{j,1} \lambda_j$. Next we define $\bar{y} = (\bar{y}, \dots, \bar{y}) \in \mathbb{R}^n$ and note that $b^T y \geq b^T \bar{y}$. Since $\sum_{\lambda_i \geq 0} \lambda_i c_{i,1} = 0$ we have $b^T \bar{y} = 0$. Therefore condition 2 of Farkas' Lemma fails. This implies that condition 1 is true and thus there exists a set of positive μ 's that solve the system (15). Since a set of μ 's can be found we have that after the first iteration of the algorithm the rows of V_1 span W_1 . By similar argument the rows of the V_i in subsequent iterations span the set of vectors w such that the first i entries of $S(x)w$ equal zero. After n iterations, the rows of V_n span $\mathcal{N}(S(x)) \cap (\mathbb{R}_+)^m$, thus we are done. \square

Example 3.2. Comparison of the standard and positive bases

Using the RCT network, an example is presented which compares a standard basis of the nullspace and positive basis for the nullspace. Here we provide the calculations needed to show *Statement 2* and *Statement 3* of Proposition 8 for the RCT. The full details for this example are contained in the Appendix.

4. Equilibria and asymptotic behavior of metabolites for fixed fluxes.

In this section we characterize equilibria and the stability of LIFE systems with a fixed flux vector. We start with linear systems, and then we consider special LIFE systems, with Assumptions (B) and (C). LIFE systems satisfying at least Assumption (A) are known as *compartmental systems* in the automatic control community

[14, 4]. We build upon the well-established results on linear compartmental systems to get a full understanding of linear LIFE systems, as well as for special LIFE systems satisfying Assumption (C). Notice that weakly connected components of \tilde{G} correspond to subsystems having no interaction with each other, so that we can study each weakly connected component separately from the others. Hence, throughout this section, we assume \tilde{G} is weakly connected, without loss of generality.

4.1. Linear systems. In this section we study the properties of linear systems, i.e. special LIFE system (3) satisfying Assumption (C) with fluxes $H_v(x_v) = x_v$, or, equivalently, a system (11), with $h(x) = x$. We first focus on metabolic networks with no intakes nor excretions, recalling results from a rich literature from different communities. For the case with intakes and excretions, we make use of results for Compartmental Systems [4].

4.1.1. Linear system without intakes and excretions. In the case with no intakes nor excretions (also known as free closed system), the linear LIFE dynamics become $\dot{x} = J(f)x$. Notice that $J(f)$ is a *Metzler matrix* (i.e. has non-negative off-diagonal entries), and all its columns sum to zero ($\mathbf{1}^T J(f) = \mathbf{0}^T$).

This system is known as *Laplacian dynamics*, because $L = -J(f)^T$ is a weighted Laplacian of the graph G defined as follows. Given the graph G and given strictly positive weights f_e associated with its edges (for us, the weights are the fluxes), the *weighted adjacency matrix* A is defined by $A_{ij} = f_{(v_i, v_j)}$ if $(v_i, v_j) \in E$, and $A_{ij} = 0$ otherwise. The corresponding weighted Laplacian is $L = D - A$, where $D = \text{diag}(A\mathbf{1})$ is the diagonal matrix containing the weighted out-degrees, i.e. row-sums of A .

The eigenvalues of the Laplacian, and in particular its eigenvalue 0 and the corresponding eigenspace which is actually the set of equilibria of $\dot{x} = J(f)x$, have been studied in graph theory (see e.g. [5]). The study of the spectrum of the Laplacian has received extensive attention also in the automatic control community, on one hand because of the recent interest in the so-called consensus dynamics (see [4, Chapter 7]) $\dot{x} = -Lx$ (which are different from the dynamics $\dot{x} = J(f)x$, since $L = -J(f)^T$, but the eigenvalues of $-L$ and $J(f)$ are the same), and on the other hand because of the interest in the linear compartmental system $\dot{x} = J(f)x$ (see [4, Chapter 9]).

Laplacian dynamics have been introduced in the mathematical biology literature by [13], together with a complete study of their equilibria and convergence properties. Notice that in [13] the matrix $J(f)$ itself is called a Laplacian, while in the graph theory and control theory communities the name Laplacian refers to $L = -J(f)^T$.

The dynamics $\dot{x} = J(f)x$ is also very related to *continuous-time Markov chains* (see e.g. the textbook [6]). Thus we elaborate on this, a homogeneous continuous-time Markov chain over a finite state $V = \{1, \dots, n\}$ is a stochastic process $X(t)$ taking values in V , that satisfies the Markov property:

for all times $t_0 \leq t_1 \leq \dots \leq t_h \leq t_{h+1}$,

$$\Pr(X_{t_{h+1}} = i_{h+1} \mid X_{t_0} = i_0, X_{t_1} = i_1, \dots, X_{t_h} = i_h) = \Pr(X_{t_{h+1}} = i_{h+1} \mid X_{t_h} = i_h),$$

and which is homogeneous in time:

$$\Pr(X_{t_{h+1}} = i_{h+1} \mid X_{t_h} = i_h) = \Pr(X_{t_{h+1}-t_h} = i_{h+1} \mid X_{t_0} = i_h) = P_{i_h, i_{h+1}}(t_{h+1} - t_h).$$

$P(t)$ is the matrix whose (i, j) -th entry represents the probability of transition from state i to state j in an interval of time of length t . $P(t)$ is assumed to be right-differentiable, and with time derivative defined by $\dot{P}(t) = \lim_{h \rightarrow 0^+} (P(t+h) - P(t))/h$. The Markov chain is fully described by its *generator matrix* (or *transition rate matrix*) defined by $Q = \dot{P}(0)$. Indeed, $P(t)$ is related to Q by the *Kolmogorov forward equation* $\dot{P}(t) = P(t)Q$. The unique solution of the Cauchy problem $\dot{P}(t) = P(t)Q$ with $P(0) = I$ is $P(t) = e^{Qt}$. Denoting by $\pi(t)$ a column vector whose i th entry is $\pi_i(t) = \Pr(X(t) = i)$, we have that $\pi^T(t) = \pi^T(0)P(t) = \pi^T(0)e^{Qt}$ and hence is a solution of $\dot{\pi}^T = \pi^T Q$ with given initial condition $\pi(0)$.

The generator matrix Q is a Metzler matrix whose rows sum to 0 ($Q\mathbf{1} = \mathbf{0}$), and hence there is an immediate equivalence between the dynamics $\dot{\pi}^T = \pi^T Q$ and the linear LIFE system $\dot{x} = J(f)x$, simply by taking $Q = J(f)^T$. In Markov chains, one looks at π being a probability vector, namely having positive entries and $\sum_i \pi_i = 1$. In LIFE systems, we are also interested in a vector x with positive entries, but the total mass could be arbitrary, so that one should set $\pi_i(0) = x_{v_i}(0)/m_0$, with $m_0 = \sum_i x_{v_i}(0)$.

Based on all this rich literature, we recall here the results about equilibria and their stability. The spectrum of $J(f)$ is characterized as follows (see e.g. [13, Proposition. 1]):

Proposition 9. *Assume there are no intakes nor excretions, then:*

- *All eigenvalues of $J(f)$ are either 0 or have strictly negative real part.*
- *The dimension of the nullspace of $J(f)$ is equal to the algebraic multiplicity of the 0 eigenvalue¹, and is equal to the number of terminal components in G .*
- *Moreover, denoting by G_1, \dots, G_k the terminal components of G , there exists a basis of the nullspace of $J(f)$ composed of vectors π_1, \dots, π_k , such that vector π_i has strictly positive entries in correspondence of vertices in G_i , and has vanishing entries otherwise.*

It is customary to ‘normalize’ the vectors π_1, \dots, π_k so that their entries sum to 1, so that they can be interpreted as probability vectors. Under this choice, the restriction of vector π_i to the terminal component G_i is the stationary distribution of the Markov chain restricted to such component, i.e. its unique equilibrium with mass 1 (uniqueness is obtained from the fact that the terminal component is a strongly connected component).

Notice that the dimension of the nullspace of an incidence matrix Γ (and hence of a stoichiometric matrix $S(x)$) is related to the number of weakly connected components, while the dimension of the nullspace of a Laplacian matrix is related to strongly connected components, and not all components matter, but only the terminal ones.

In the case where G has a unique terminal component, the nullspace of $J(f)$ has dimension one: the equilibrium is unique, up to a multiplicative factor which is the initial total mass $m_0 = \sum_i x_{v_i}(0)$. In the case where G is strongly connected, the whole graph is a single strongly connected component. In this case, not only the nullspace of $J(f)$ has dimension one, but also it is generated by a vector whose entries are all strictly positive.

¹The algebraic multiplicity of an eigenvalue is its multiplicity as a root of the characteristic polynomial, while its geometric multiplicity is the dimension of the corresponding eigenspace. In the case of the zero eigenvalue, the eigenspace is the nullspace of the matrix.

The spectral properties of $J(f)$ given in Proposition 9 fully characterize the asymptotic behavior of the linear system $\dot{x} = J(f)x$, by standard theory of linear systems, giving the following:

Proposition 10. *Consider the linear LIFE system with no intakes nor excretions and denote by G_1, \dots, G_k the terminal components of the associated graph G . The following properties hold:*

- *The total mass of the system $m = \sum_{v \in V} x_v = m_0$ is constant in time.*
- *From any positive initial condition $x(0)$, the system converges to an equilibrium, having strictly positive entries in correspondence of vertices of terminal components, and 0 elsewhere.*
- *Moreover, if there is a unique terminal component, then the equilibrium is uniquely determined by the initial total mass m_0 .*

4.1.2. *Linear system with intakes and excretions.* We now focus on linear systems with intakes and/or excretions, using results from linear compartmental systems as summarized in [4, Chapter 9]. A first remark is that, having introduced a single v_0 from which all intake edges are originated, and a single v_{n+1} to which all excretion edges are headed, we have a single weakly connected component containing intakes and/or excretions. We restrict our attention to such a weakly connected component, while other possible components with no intakes nor excretions have a behavior described in Sect. 4.1.1.

The dynamics are given by $\dot{x} = J(f)x + \phi$, where vector ϕ represents the intakes. Due to excretions $J(f)$ does not have all column-sums equal to 0. This means that $-J(f)^T$ is not any more a Laplacian, but it is a *grounded Laplacian*. The term grounded Laplacian refers to a matrix obtained from a larger Laplacian matrix by deleting the row and column corresponding to a given vertex; the name ‘grounded’ has an interpretation for electrical networks, where this corresponds to connecting the given vertex to the ground. Consider the subgraph of \tilde{G} where we have removed v_0 but not v_{n+1} , and consider the weighted Laplacian $L \in M_{(n+1) \times (n+1)}$ of such a graph (with weights equal to the fluxes), then define L_g by deleting the last row and last column (associated with v_{n+1}). The resulting grounded Laplacian is L_g is such that $J(f) = -L_g^T$.

The spectral properties of $J(f)$ are summarized as follows (see [4, Theorem 9.5 and Lemma 9.12]):

Proposition 11. *Consider a linear system with intakes and/or excretions, then:*

- *All eigenvalues of $J(f)$ are either 0 or have strictly negative real part.*
- *The dimension of the nullspace of $J(f)$ is equal to the algebraic multiplicity of the 0 eigenvalue, and is equal to the number of terminal components not containing any excretion.*

In particular, the following are equivalent:

- (a) *For every $v \in V$ there is a path from v to X .*
- (b) *$J(f)$ is Hurwitz stable (i.e. all its eigenvalues have strictly negative real part).*
- (c) *$J(f)$ is invertible.*

Moreover, when $J(f)$ is invertible, all entries of $-J(f)^{-1}$ are positive; if G is strongly connected, they are strictly positive.

Equilibria of the dynamics $\dot{x} = J(f)x + \phi$ are the solutions of the linear system of equations $J(f)x = -\phi$. By Proposition 11, if all vertices v have a path to

some excretions, then there is a unique equilibrium $\bar{x} = -J(f)^{-1}\phi$, and moreover all entries of \bar{x} are positive. To study the general case, where vertices might or might not have a path to some excretions, it is convenient to partition the system into two subsystems, as follows. Partition the vertex set as $V = V_1 \cup V_2$, with V_1 the set of $v \in V$ such that there is a path from v to v_{n+1} . Without loss of generality, we can re-label vertices in V so as to have vertices $v_1, \dots, v_r \in V_1$ and $v_{r+1}, \dots, v_n \in V_2$. According to this decomposition, partition the vector x into two blocks x_1 corresponding to V_1 and x_2 corresponding to V_2 , and similarly partition ϕ as ϕ_1, ϕ_2 . Notice that there is no edge from V_2 to V_1 , since an edge (w, v) with $v \in V_1$ implies that there is a path from v to v_{n+1} and also a path from w to v_{n+1} . Hence, we have:

$$J(f) = \begin{bmatrix} J_1 & 0 \\ J_{21} & J_2 \end{bmatrix},$$

and

$$\begin{cases} \dot{x}_1 = J_1 x_1 + \phi_1 \\ \dot{x}_2 = J_2 x_2 + J_{21} x_1 + \phi_2. \end{cases} \quad (16)$$

The first subsystem is called the *reduced system*, and its evolution is not affected by the second subsystem. The matrix J_1 is equal to the matrix $J(f)$ of the graph \tilde{H} obtained from \tilde{G} as follows: for any edge (v, w) with $v \in V_1$, $w \in V_2$, remove the edge (v, w) and add the edge (v, v_{n+1}) with flow $f_{v, v_{n+1}} = f_{v, w}$; then remove all vertices in V_2 and all corresponding edges. By definition of V_1 , all vertices of \tilde{H} have a path to v_{n+1} , and hence, by Proposition 11, J_1 is invertible and Hurwitz stable, and $-J_1^{-1}$ has positive entries.

For the second subsystem, it is easy to see that J_2 is the matrix $J(f)$ of the subgraph K of G corresponding to vertices in V_2 . Hence, $L = -J_2^T$ is a Laplacian matrix, and by Proposition 9 its nullspace is generated by vectors π_1, \dots, π_k , where G_1, \dots, G_k are the terminal components in K (same as the terminal components with no excretions in G), and each vector π_i has strictly positive entries corresponding to vertices in G_i and is 0 elsewhere. Choosing each π_i so that its entries sum to 1, the restriction of π_i to G_i is the stationary distribution of the corresponding Markov chain restricted to G_i , namely the Markov chain whose generator matrix is the transpose of the submatrix of $J(f)$ corresponding to G_i .

These remarks, together with standard tools of analysis of linear dynamical systems, lead to the following proposition:

Proposition 12 ([4], Theorem 9.13). *Consider a weakly connected linear LIFE system with positive flows on all edges of \tilde{G} . From any positive initial condition, the reduced system (namely the subsystem connected to X) converges to its unique equilibrium with positive entries $\bar{x}_1 = -J_1^{-1}\phi_1$.*

If there are some vertices not connected to X , then:

- *If there is a terminal component G_T with no excretions such that there is a path from I to G_T , then the mass in G_T grows unbounded, and hence also $\lim_{t \rightarrow \infty} \|x_2(t)\| = +\infty$ and $\lim_{t \rightarrow \infty} \|x(t)\| = +\infty$.*
- *If for all terminal components with no excretions G_1, \dots, G_k there is no path from I to G_i , then the mass of the system remains bounded, and moreover $\lim_{t \rightarrow \infty} x_2(t)$ is some equilibrium point \bar{x}_2 (depending on the initial condition), such that all entries of \bar{x}_2 corresponding to non-terminal components are 0, while the restriction of \bar{x}_2 to a terminal component G_i is proportional to the*

stationary distribution of the Markov chain with generator matrix Q equal to the transpose of the submatrix of $J(f)$ corresponding to G_i .

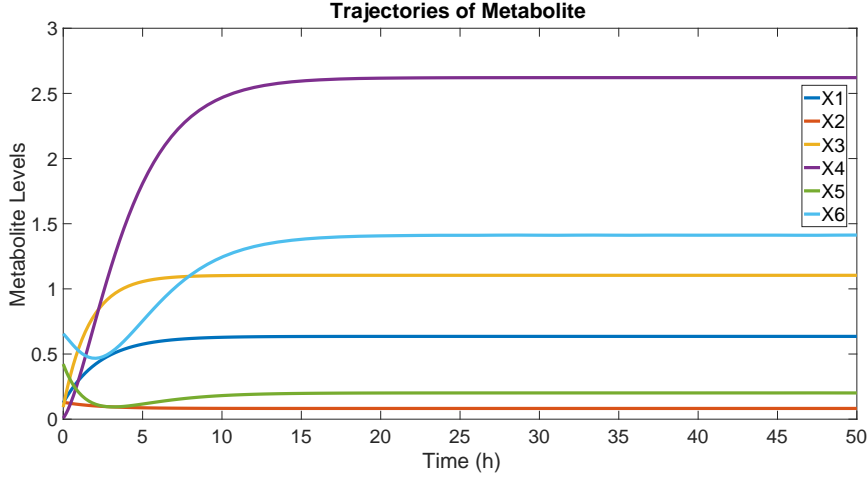


FIGURE 6. The trajectories of the values of metabolites over 25 hours.

Example 4.1. In this example a simulation is used to verify the calculated equilibrium found using Proposition 12. Here we use the RCT network shown in 5 and calculate the equilibrium. Because every vertex of the RCT is connected to X we have that $\dot{x} = J(f)x + \phi$ with,

$$J(f) = \begin{pmatrix} -f_{(v_1,v_4)} & 0 & 0 & 0 & 0 & 0 \\ 0 & -f_{(v_2,v_4)} & 0 & 0 & 0 & 0 \\ 0 & 0 & -f_{(v_3,v_4)} & 0 & 0 & 0 \\ f_{(v_1,v_4)} & f_{(v_2,v_4)} & f_{(v_3,v_4)} & -f_{(v_4,v_5)} - f_{(v_4,v_6)} & 0 & 0 \\ 0 & 0 & 0 & f_{(v_4,v_5)} & -f_{(v_5,v_6)} & 0 \\ 0 & 0 & 0 & f_{(v_4,v_6)} & f_{(v_5,v_6)} & -f_{(v_6,v_{n+1})} \end{pmatrix},$$

$$\phi = \begin{pmatrix} f_{(v_0,v_1)} \\ f_{(v_0,v_2)} \\ f_{(v_0,v_3)} \\ 0 \\ 0 \\ 0 \end{pmatrix}. \quad (17)$$

The vector of fluxes and initial metabolite values were randomized to obtain

$$f = \begin{pmatrix} f_{(v_0,v_1)} \\ f_{(v_0,v_2)} \\ f_{(v_0,v_3)} \\ f_{(v_1,v_4)} \\ f_{(v_2,v_4)} \\ f_{(v_3,v_4)} \\ f_{(v_4,v_5)} \\ f_{(v_5,v_6)} \\ f_{(v_5,v_6)} \\ f_{(v_6,v_{n+1})} \end{pmatrix} = \begin{pmatrix} 0.2729 \\ 0.0372 \\ 0.6733 \\ 0.4296 \\ 0.4517 \\ 0.6099 \\ 0.0594 \\ 0.3158 \\ 0.7727 \\ 0.6964 \end{pmatrix}, x_0 = \begin{pmatrix} 0.1253 \\ 0.1302 \\ 0.0924 \\ 0.0078 \\ 0.4231 \\ 0.6556 \end{pmatrix}. \quad (18)$$

Using these values the equilibrium was calculated to be $\bar{x} = (0.6354, 0.0824, 1.1040, 2.6211, 0.2015, 1.4122)$. The RCT network with the randomized initial values was simulated for 50 hours and the simulation results closely matched \bar{x} . The simulation results for the first 25 hours are shown in figure 6.

4.2. Special LIFE systems. In this section, we focus on special LIFE systems. We first recall some interesting results from [16] valid under Assumption (B), and then we exploit them together with the spectral properties of $J(f)$ described in Sect. 4.1 in order to fully characterize equilibria and convergence of special LIFE systems under Assumption (C). We refer the reader to [14] for some results valid under great generality, with assumptions less restrictive than Assumption (B). As for linear systems, we first notice that weakly connected components correspond to subsystems which have no influence on each other, and hence can be studied separately; if there are any weakly connected components with no intake nor excretion, they are subsystems with constant total mass.

Proposition 13. ([16, Theorem 6]) *Consider the special LIFE system under Assumption (B) with no intakes nor excretions. The following properties hold:*

- *The total mass of the system $m = \sum_{v \in V} x_v$ is constant in time.*
- *From any positive initial condition $x(0)$, the system tends to the equilibrium set.*
- *Moreover, if there is a unique terminal component, then there exists a unique equilibrium with positive entries with the same mass as the initial mass, and the system converges to it.*

For the general case with intakes and/or excretions, the following result holds on the asymptotic behavior of the dynamics.

Proposition 14. ([16, Theorems 2 and 3]) *For special LIFE systems under Assumption (B), with a positive initial condition,*

- *Trajectories are bounded if and only if there exists an equilibrium with positive entries;*
- *If trajectories are bounded, then they approach an equilibrium set for $t \rightarrow \infty$, and if moreover the equilibrium set consists of isolated points, then they converge to some equilibrium.*

A caveat reported in [16] is that the second item in Proposition 14 does not rule out the possibility to have non-periodic oscillatory trajectories that approach the equilibrium set lying outside it, and approaching it rotating infinitely many times; this can happen in the case of a connected compact equilibrium set.

Remark 2. Recall that, by Proposition 2, if there exists a vertex $v \in V$ such that there is a path from I to v and no path from v to X , then there exists no equilibrium. By the first item of Proposition 14, this further implies that all trajectories are unbounded.

The following results concern the existence and uniqueness of equilibria.

Proposition 15. ([16, Theorems 4 and 5]) *For special LIFE systems under Assumption (B), the following holds.*

- *There exists an equilibrium with positive entries for arbitrary constant intakes if and only if for all $v \in V$ there is a path to X such that all edges in the path have $\lim_{x_v \rightarrow \infty} H_e(x_v) = +\infty$;*

- *If there exists an equilibrium with positive entries, and if there exists a path from all $v \in V$ to X , then the equilibrium is unique.*

Notice that in the first item, the ‘only if’ part is true only when we require existence of equilibria with positive entries for completely arbitrary intakes: arbitrary intake set I and arbitrary positive values of the corresponding fluxes; this strong condition is not necessary to have an equilibrium with positive entries for a given set I and a given value of the intake fluxes. Also notice that this statement considers fixed fluxes f_e , differently from Proposition 5, where x is fixed and fluxes f_e are allowed to vary (except for intake fluxes); the crucial difference is that the product $H_e(x)f_e$ can be made arbitrarily large in the context of Proposition 5, even in the case where $H_e(x)$ is bounded.

A remark about the second item is that, by Proposition 14, the existence and uniqueness of the equilibrium with positive entries further implies that all trajectories converge to such equilibrium.

To apply the first item of Proposition 14 or the second item of Proposition 15, one needs to already have the knowledge about existence of an equilibrium with positive entries. This happens for example in the case where one starts by fixing a desired equilibrium with positive entries \bar{x} , and then applies the extreme pathways technique in order to design suitable fluxes ensuring that \bar{x} is an equilibrium of the system. Under some assumptions on the graph, the above propositions then ensure uniqueness of the equilibrium, and its global asymptotic stability.

4.2.1. *Special LIFE systems under Assumption (C).* In the remainder of this section, we consider Assumption (C). In this case, recall that the dynamics can be re-written as $\dot{x} = J(f)h(x) + \phi$. Different from linear systems, $h(x)$ can contain non-linearities, but the matrix $J(f)$ has the same definition as for linear systems, so that its spectral properties are described by Propositions 9 and 11. Also notice that equilibria, i.e. solutions of $J(f)h(x) = -\phi$, can be found by solving $J(f)h = -\phi$, where h is an unknown vector in $(\mathbb{R}_+)^n$, and then solving $h(x) = h$. The latter is equivalent to solving $H_{v_i}(x_{v_i}) = h_i$, for $i = 1, \dots, n$.

We start by studying the case with no intakes nor excretions. In this case, by Proposition 9, $J(f)h = 0$ means $h \in \mathcal{N}(J(f))$, where the nullspace $\mathcal{N}(J(f))$ is generated by π_1, \dots, π_k , associated with terminal components G_1, \dots, G_k . Without loss of generality, we re-label vertices so that the first n_1 vertices encompass the first terminal component G_1 , the following n_2 vertices encompass the second terminal component G_2 , and so on, up to the last n_k vertices encompass the last terminal component G_k , and finally the remaining vertices are not in any terminal component (say there are n_0 of them). Denote the corresponding subblocks of vector h as $h^{(1)}, \dots, h^{(k)}$ and $h^{(0)}$ for the non-terminal ones, and similarly define $x^{(1)}, \dots, x^{(k)}$ and $x^{(0)}$ for vector x . By Proposition 9, the nullspace of $J(f)$ is $\mathcal{N}(J(f)) = \{h \in (\mathbb{R}_+)^n : h^{(j)} = \alpha_j \tilde{\pi}_j, \alpha_j \in \mathbb{R} \text{ and } h^{(0)} = 0, \text{ for } j \in \{1, \dots, k\}\}$, where $\tilde{\pi}_i$ is the restriction of π to the component G_i , i.e. is a vector of size n_i with strictly positive entries, representing the stationary distribution of the Markov chain whose generator is the transpose of the restriction of $J(f)$ to G_i . Now we need to characterize the set of equilibria with positive entries $\bar{X} := \{x \in (\mathbb{R}_+)^n \text{ such that } h(x) \in \mathcal{N}(J(f))\}$. Recall that $H_v(x_v)$ are strictly increasing functions, being 0 when $x_v = 0$. Denote by R_v the range of H_v (for $x_v \geq 0$), notice that either $R_v = [0, h^{\max})$, or $R_v = [0, +\infty)$. Now denote by \mathcal{H}_j the set of vectors $\alpha_j \tilde{\pi}_j$ such that $\alpha_j \geq 0$ and $[\alpha_j \tilde{\pi}_j]_v \in R_v$ for all v in G_j . Then denote by $H_j^{-1}h^{(j)}$ the vector obtained from

$h^{(j)} \in \mathcal{H}_j$ by applying entry-wise the inverse functions H_v^{-1} . Finally we obtain $\bar{X} = \{x \in (\mathbb{R}_+)^n \text{ such that } x^{(j)} = H_j^{-1}h^{(j)}, h^{(j)} \in \mathcal{H}_j \text{ and } h^{(0)} = 0\}$.

Having characterized the set of equilibria with positive entries, now recall that Proposition 13 applies, and trajectories remain bounded, with total mass constant in time, and approach the above-described equilibrium set. We focus on the case with intakes and/or excretions. The definition of the reduced system and the partitioning in two subsystems introduced for linear systems applies also to special LIFE systems under Assumption (C), with the only difference that now the dynamics are non-linear:

$$\begin{cases} \dot{x}_1 = J_1 h_1(x_1) + \phi_1 \\ \dot{x}_2 = J_2 h_2(x_2) + J_{21} h_1(x_1) + \phi_2. \end{cases}$$

vectors $h_1(x_1)$ and $h_2(x_2)$ having replaced x_1 and x_2 in (16).

Hence, one can obtain the following analogous of Proposition 12.

Proposition 16. *Consider a weakly connected special LIFE system satisfying Assumption (C). Denote by R_v the range of the function $H_v(x_v)$ (for $x_v \geq 0$) and define $\bar{h} = -J_1^{-1}\phi_1$. If $\bar{h}_v \in R_v$ for all $v \in V_1$, then from any initial condition, the reduced system converges to its unique equilibrium \bar{x}_1 defined by $[\bar{x}_1]_v = H_v^{-1}(\bar{h}_v)$. Otherwise, the system has no equilibrium, and $\lim_{t \rightarrow \infty} \|x(t)\| = +\infty$.*

In the case where $x_1(t)$ converges to \bar{x}_1 , if there are some vertices not connected to X , then:

- *If there exists a terminal component G_T with no excretions such that there is a path from I to G_T , then the mass in G_T grows unbounded, and hence also $\lim_{t \rightarrow \infty} \|x_2(t)\| = +\infty$ and $\lim_{t \rightarrow \infty} \|x(t)\| = +\infty$;*
- *If for all terminal components with no excretions G_1, \dots, G_k there is no path from I to G_i , then the mass of the system remains bounded, and moreover entries of $x_2(t)$ corresponding to non-terminal components converge to zero, while the restriction of \bar{x}_2 to a terminal component G_i approaches the equilibrium set constructed as follows. The restriction of J_2 to vertices in G_i has a nullspace generated by a single positive vector $\tilde{\pi}_i$; let H_i denote the subset of such nullspace given by vectors $h = \alpha \tilde{\pi}_i$ such that $h_v \in R_v$ for all vertices v of G_i ; the equilibrium set is given by x 's such that there exist $h \in H_i$ verifying $x_v = H_v^{-1}(h_i)$ for all vertices v of G_i .*

Proof. Recall that x_1 is an equilibrium for $\dot{x}_1 = J_1 h_1(x_1) + \phi_1$ if and only if $J_1 h_1(x_1) = -\phi_1$. By Proposition 11, J_1 is invertible and $-J_1^{-1}$ has positive entries; define \bar{h} to be the unique solution to $J_1 h_1 = -\phi_1$. Notice that \bar{h} has all positive entries. If all entries of \bar{h} are within the range of the corresponding function $H_v(x_v)$, then we have a unique equilibrium with positive entries \bar{x}_1 obtained as in the statement of the proposition, and hence by Proposition 14 $x_1(t)$ converges to \bar{x} . Otherwise, there exists no equilibrium, and hence, by Proposition 14, the mass of system grows indefinitely.

If there is a terminal component with no excretions but connected to some intakes, then by Proposition 12 there is no equilibrium, and hence by Proposition 14 the mass of system grows indefinitely. If all terminal components with no excretions are not connected to intakes, then the equilibrium set is obtained from the properties of the nullspace of J_2 , given by Proposition 9. Moreover, Proposition 14 ensures that trajectories remain bounded and approach the equilibrium set. \square

4.3. Zero-deficiency theory. In this section, we shortly recall the zero-deficiency theory, and compare it with our results on equilibria of LIFE systems. Zero-deficiency theory arises in the literature on chemical reaction networks, a seminal paper is [8]. Our short overview is based on [7].

A free closed chemical reaction network with m reactions between p complexes involving n species can be described by $\dot{x} = S\Gamma R(x)$ where $S \in M_{n \times p}$, $\Gamma \in M_{p \times m}$ is the incidence matrix of the network, and $R(x)$ a column vector of size m . The *deficiency* of the chemical reaction network is the difference of the dimensions of the nullspaces of $S\Gamma$ and Γ : $\delta = \dim \ker(S\Gamma) - \dim \ker(\Gamma)$, which is equivalent to $\delta = \text{rank}(\Gamma) - \text{rank}(S\Gamma)$ and to $\delta = p - \ell - \text{rank}(S\Gamma)$, where ℓ is the number of weakly connected components. The first equivalence is due to rank-nullity Theorem, and the second to the fact that $\text{rank}(\Gamma) = p - \ell$, since Γ is an incidence matrix (Proposition 4.3 of [2]). The reaction rate vector $R(x)$ is governed by the ‘mass-action kinetics’: $R(x) = K\Psi(x)$, where $K \in M_{m \times p}$ and $\Psi(x)$ is a vector of size p , defined as follows: $K_{ej} = k_e$ if complex j is the reactant complex of reaction e , $K_{ij} = 0$ otherwise; $\Psi_i(x) = \prod_{j=1}^n x_j^{s_{ji}}$. Hence, the dynamics can be equivalently re-written as $\dot{x} = S\Gamma K\Psi(x)$. The following results hold:

Proposition 17 (Zero-deficiency Theorem). *Consider a free closed chemical reaction network with mass-action kinetics. If its deficiency is zero, then: there exists an equilibrium with strictly positive entries if and only if the system is weakly reversible (i.e. each weakly connected component is also strongly connected).*

Moreover, this strictly positive equilibrium is unique in each stoichiometric class (i.e. each weakly connected component has a space of equilibria which has dimension one, so that its equilibrium is unique up to a multiplicative constant representing the total mass in the component), and it is locally asymptotically stable.

Notice the close resemblance with the results for linear LIFE systems in the case with no intakes nor excretions, described in Propositions 9 and 10. It turns out that a particular class of closed free chemical reaction networks with mass-action kinetics and zero deficiency exactly coincides with linear LIFE systems with no intakes nor excretions. Indeed, let $p = n$, let S be the identity matrix of size n , let K be defined by $K_{ej} = f_e$ if edge e is of the form $e = (v_j, w)$ and $K_{ej} = 0$ otherwise; moreover choose exponents s_{ji} to be zero and ones so that $\Psi(x) = x$. This gives exactly a linear LIFE system with no intakes nor excretions. It is immediate to see that the deficiency is zero, since $S = I$ implies $\text{rank}(S\Gamma) = \text{rank}(\Gamma)$.

In the more general case, free closed chemical reaction networks with mass-action kinetics and zero deficiency are a class of LIFE systems with different assumptions than those considered in this paper, e.g., they might not even satisfy Assumption (A), due to the presence of a rectangular matrix S left-multiplying Γ , and often do not satisfy Assumption (B), due to the dependence of entries of $\Psi(x)$ on various entries of x .

5. Conclusion. For general LIFE systems (Assumption (A)), we show the existence of positive solutions. Stability criteria have been shown for the structure of a graph associated to LIFE systems. We show that further conclusions cannot be drawn in the general case for LIFE systems because arbitrary dynamics may be defined.

For the problem of understanding equilibria for a fix set of metabolites, we show that the rank of the stoichiometric matrix (and the nullspace of this matrix) are

First let V_0 be the $m \times m$ identity matrix where m is the number of columns in S . Then define C_0 as follows, $V_0 \cdot S^T = C_0$. To better illustrate the row combinations in the algorithm a column is appended to C_0 which labels the rows.

We have

$$\begin{pmatrix} 1 & 0 & 0 & 0 & 0 & 0 & 0 & 0 & 0 & 0 \\ 0 & 1 & 0 & 0 & 0 & 0 & 0 & 0 & 0 & 0 \\ 0 & 0 & 1 & 0 & 0 & 0 & 0 & 0 & 0 & 0 \\ 0 & 0 & 0 & 1 & 0 & 0 & 0 & 0 & 0 & 0 \\ 0 & 0 & 0 & 0 & 1 & 0 & 0 & 0 & 0 & 0 \\ 0 & 0 & 0 & 0 & 0 & 1 & 0 & 0 & 0 & 0 \\ 0 & 0 & 0 & 0 & 0 & 0 & 1 & 0 & 0 & 0 \\ 0 & 0 & 0 & 0 & 0 & 0 & 0 & 1 & 0 & 0 \\ 0 & 0 & 0 & 0 & 0 & 0 & 0 & 0 & 1 & 0 \\ 0 & 0 & 0 & 0 & 0 & 0 & 0 & 0 & 0 & 1 \end{pmatrix} \cdot S^T = \begin{pmatrix} 1 & 0 & 0 & 0 & 0 & 0 & R1 \\ 0 & 1 & 0 & 0 & 0 & 0 & R2 \\ 0 & 0 & 1 & 0 & 0 & 0 & R3 \\ -x_1 & 0 & 0 & x_1 & 0 & 0 & R4 \\ 0 & -x_2 & 0 & x_2 & 0 & 0 & R5 \\ 0 & 0 & -x_3 & x_3 & 0 & 0 & R6 \\ 0 & 0 & 0 & -x_4 & x_4 & 0 & R7 \\ 0 & 0 & 0 & -x_4 & 0 & x_4 & R8 \\ 0 & 0 & 0 & 0 & -x_5 & x_5 & R9 \\ 0 & 0 & 0 & 0 & 0 & -x_6 & R10 \end{pmatrix}$$

The next step is to identify any columns of C_0 that have no sources or sinks. For this example there are two columns, column 4 and column 5. Then we modify both V_0 and C_0 by first copying all the rows with a zero in the entry of the first identified column (column 4), then of the remaining rows add all possible positive combinations of two rows which produce a zero in this column. Note that V_0 is 10×10 and C_0 is 10×6 .

This gives us

$$\begin{pmatrix} 1 & 0 & 0 & 0 & 0 & 0 & 0 & 0 & 0 & 0 \\ 0 & 1 & 0 & 0 & 0 & 0 & 0 & 0 & 0 & 0 \\ 0 & 0 & 1 & 0 & 0 & 0 & 0 & 0 & 0 & 0 \\ 0 & 0 & 0 & \frac{x_4}{x_1} & 0 & 0 & 1 & 0 & 0 & 0 \\ 0 & 0 & 0 & \frac{x_4}{x_1} & 0 & 0 & 0 & 1 & 0 & 0 \\ 0 & 0 & 0 & 0 & \frac{x_4}{x_2} & 0 & 1 & 0 & 0 & 0 \\ 0 & 0 & 0 & 0 & \frac{x_4}{x_2} & 0 & 0 & 1 & 0 & 0 \\ 0 & 0 & 0 & 0 & 0 & \frac{x_4}{x_3} & 1 & 0 & 0 & 0 \\ 0 & 0 & 0 & 0 & 0 & \frac{x_4}{x_3} & 0 & 1 & 0 & 0 \\ 0 & 0 & 0 & 0 & 0 & 0 & 0 & 0 & 1 & 0 \\ 0 & 0 & 0 & 0 & 0 & 0 & 0 & 0 & 0 & 1 \end{pmatrix} \cdot S^T = \begin{pmatrix} 1 & 0 & 0 & 0 & 0 & 0 & R1 \\ 0 & 1 & 0 & 0 & 0 & 0 & R2 \\ 0 & 0 & 1 & 0 & 0 & 0 & R3 \\ -x_4 & 0 & 0 & 0 & x_4 & 0 & \frac{x_4}{x_1} R4 + R7 \\ -x_4 & 0 & 0 & 0 & 0 & x_4 & \frac{x_4}{x_1} R4 + R8 \\ 0 & -x_4 & 0 & 0 & 0 & x_4 & 0 & \frac{x_4}{x_2} R5 + R7 \\ 0 & -x_4 & 0 & 0 & 0 & x_4 & \frac{x_4}{x_2} R5 + R8 \\ 0 & 0 & -x_4 & 0 & 0 & x_4 & 0 & \frac{x_4}{x_3} R6 + R7 \\ 0 & 0 & -x_4 & 0 & 0 & x_4 & \frac{x_4}{x_3} R6 + R8 \\ 0 & 0 & 0 & 0 & -x_5 & x_5 & R9 \\ 0 & 0 & 0 & 0 & 0 & -x_6 & R10 \end{pmatrix}$$

Note that V_1 is 11×10 and C_1 is 11×6 .

Now doing the same for column 5 gives

$$\begin{pmatrix} 1 & 0 & 0 & 0 & 0 & 0 & 0 & 0 & 0 & 0 \\ 0 & 1 & 0 & 0 & 0 & 0 & 0 & 0 & 0 & 0 \\ 0 & 0 & 1 & 0 & 0 & 0 & 0 & 0 & 0 & 0 \\ 0 & 0 & 0 & \frac{x_4}{x_1} & 0 & 0 & 1 & 0 & \frac{x_4}{x_5} & 0 \\ 0 & 0 & 0 & \frac{x_4}{x_1} & 0 & 0 & 0 & 1 & 0 & 0 \\ 0 & 0 & 0 & 0 & \frac{x_4}{x_2} & 0 & 1 & 0 & \frac{x_4}{x_5} & 0 \\ 0 & 0 & 0 & 0 & \frac{x_4}{x_2} & 0 & 0 & 1 & 0 & 0 \\ 0 & 0 & 0 & 0 & 0 & \frac{x_4}{x_3} & 1 & 0 & \frac{x_4}{x_5} & 0 \\ 0 & 0 & 0 & 0 & 0 & \frac{x_4}{x_3} & 0 & 1 & 0 & 0 \\ 0 & 0 & 0 & 0 & 0 & 0 & 0 & 0 & 0 & 1 \end{pmatrix} \cdot S^T = \begin{pmatrix} 1 & 0 & 0 & 0 & 0 & 0 & R1 \\ 0 & 1 & 0 & 0 & 0 & 0 & R2 \\ 0 & 0 & 1 & 0 & 0 & 0 & R3 \\ -x_4 & 0 & 0 & 0 & 0 & x_4 & \frac{x_4}{x_1} R4 + R7 + \frac{x_4}{x_5} R9 \\ -x_4 & 0 & 0 & 0 & 0 & x_4 & \frac{x_4}{x_1} R4 + R8 \\ 0 & -x_4 & 0 & 0 & 0 & x_4 & \frac{x_4}{x_2} R5 + R7 + \frac{x_4}{x_5} R9 \\ 0 & -x_4 & 0 & 0 & 0 & x_4 & \frac{x_4}{x_2} R5 + R8 \\ 0 & 0 & -x_4 & 0 & 0 & x_4 & \frac{x_4}{x_3} R6 + R7 + \frac{x_4}{x_5} R9 \\ 0 & 0 & -x_4 & 0 & 0 & x_4 & \frac{x_4}{x_3} R6 + R8 \\ 0 & 0 & 0 & 0 & 0 & -x_6 & R10 \end{pmatrix}$$

Note that V_2 is 10×10 and C_2 is 10×6 .

The same process is then followed for columns containing sources and sinks. Starting at the rightmost column add all possible positive combinations of two rows that create a 0 entry in this column. Do the same operations to both V_2 and C_2 . Doing this for just the rightmost column we have

span of the positive basis vectors is shown below,

$$b_1 \begin{pmatrix} x_6 \\ 0 \\ 0 \\ \frac{x_6}{x_1} \\ 0 \\ 0 \\ 0 \\ \frac{x_6}{x_4} \\ 0 \\ 1 \end{pmatrix} + b_2 \begin{pmatrix} x_6 \\ 0 \\ 0 \\ \frac{x_6}{x_1} \\ 0 \\ \frac{x_6}{x_4} \\ 0 \\ 0 \\ \frac{x_6}{x_5} \\ 1 \end{pmatrix} + b_3 \begin{pmatrix} 0 \\ x_6 \\ 0 \\ 0 \\ \frac{x_6}{x_2} \\ 0 \\ 0 \\ \frac{x_6}{x_4} \\ 0 \\ 1 \end{pmatrix} + b_4 \begin{pmatrix} 0 \\ x_6 \\ 0 \\ 0 \\ \frac{x_6}{x_2} \\ 0 \\ \frac{x_6}{x_4} \\ 0 \\ \frac{x_6}{x_5} \\ 1 \end{pmatrix} + b_5 \begin{pmatrix} 0 \\ 0 \\ x_6 \\ 0 \\ 0 \\ \frac{x_6}{x_3} \\ 0 \\ \frac{x_6}{x_4} \\ 0 \\ 1 \end{pmatrix} + b_6 \begin{pmatrix} 0 \\ 0 \\ x_6 \\ 0 \\ 0 \\ \frac{x_6}{x_3} \\ \frac{x_6}{x_4} \\ 0 \\ \frac{x_6}{x_5} \\ 1 \end{pmatrix}. \quad (19)$$

Next the positive basis vectors for the nullspace must be intersected with the positive orthant $\mathcal{N}(S(x)) \cap (\mathbb{R}_+)^m$. When this span is intersected with the positive orthant it is clear there is only one condition,

$$\text{For all } i, b_i \geq 0 \quad b_i \in \mathbb{R}. \quad (20)$$

We refer to this span intersected with the positive orthant as B .

For the stoichiometric matrix $S(x)$ the basis for the null space was found. The span of the four basis vectors is shown below,

$$a_1 \begin{pmatrix} x_6 \\ 0 \\ 0 \\ \frac{x_6}{x_1} \\ 0 \\ 0 \\ 0 \\ \frac{x_6}{x_4} \\ 0 \\ 1 \end{pmatrix} + a_2 \begin{pmatrix} 0 \\ 0 \\ 0 \\ 0 \\ 0 \\ \frac{x_5}{x_4} \\ -\frac{x_5}{x_4} \\ 1 \\ 0 \end{pmatrix} + a_3 \begin{pmatrix} -x_3 \\ 0 \\ x_3 \\ -\frac{x_3}{x_1} \\ 0 \\ 1 \\ 0 \\ 0 \\ 0 \\ 0 \end{pmatrix} + a_4 \begin{pmatrix} -x_2 \\ x_2 \\ 0 \\ -\frac{x_2}{x_1} \\ 1 \\ 0 \\ 0 \\ 0 \\ 0 \\ 0 \end{pmatrix}. \quad (21)$$

To find the intersection of this span with the positive orthant, three conditions on the a_i must hold.

$$\begin{cases} a_i \geq 0, & \text{for } i \in \{1, 2, 3, 4\} \\ a_1 x_6 \geq a_3 x_3 + a_4 x_2, \\ a_1 x_6 \geq a_2 x_5. \end{cases} \quad (22)$$

We refer to the intersection of this span with the positive orthant as C . We show that under the conditions given, $B = C$.

First it is shown that $B \subset C$ by showing that for an arbitrary set of $b_i \geq 0$, a_i 's can be chosen to reach the same vector. Using the following substitutions for a_i it is clear that if $b_i \geq 0$ the inequalities of (22) are satisfied

$$\begin{cases} a_1 = b_1 + b_2 + b_3 + b_4 + b_5 + b_6, \\ a_2 = (b_2 + b_4 + b_6) \frac{x_6}{x_5}, \\ a_3 = (b_5 + b_6) \frac{x_6}{x_3}, \\ a_4 = (b_3 + b_4) \frac{x_6}{x_2}. \end{cases} \quad (23)$$

This shows that any vector in B can be represented by vectors in C i.e. $B \subset C$.

Now it is shown that $C \subset B$. For arbitrary a 's which satisfy (22), the following substitutions for b are used and the conditions of (20) are checked.

$$\begin{cases} b_1 = a_1 - a_3 \frac{x_3}{x_6} - a_4 \frac{x_2}{x_6} - a_2 \frac{x_5}{x_6} + b_4 + b_6, \\ b_2 = a_2 \frac{x_5}{x_6} - b_4 - b_6, \\ b_3 = a_4 \frac{x_2}{x_6} - b_4, \\ b_5 = a_3 \frac{x_3}{x_6} - b_6. \end{cases} \quad (24)$$

To insure that (20) is satisfied the following inequalities must hold,

$$a_1 + b_4 + b_6 \geq a_3 \frac{x_3}{x_6} + a_4 \frac{x_2}{x_6} + a_2 \frac{x_5}{x_6}, \quad (25)$$

$$a_2 \frac{x_5}{x_6} \geq b_4 + b_6, \quad (26)$$

$$a_4 \frac{x_2}{x_6} \geq b_4, \quad (27)$$

$$a_3 \frac{x_3}{x_6} \geq b_6. \quad (28)$$

If choices for b_4 and b_6 can be found which satisfy these inequalities then we will have $C \subset B$.

We have the following two conditions:

Condition 1. $a_4 \frac{x_2}{x_6} + a_3 \frac{x_3}{x_6} \leq a_2 \frac{x_5}{x_6}$. Setting $b_4 = a_4 \frac{x_2}{x_6}$ and $b_6 = a_3 \frac{x_3}{x_6}$ immediately satisfies (26), (27), and (28). From (22) we have $a_1 x_6 \geq a_2 x_5$ which means that inequality (25) is satisfied.

Condition 2. $a_4 \frac{x_2}{x_6} + a_3 \frac{x_3}{x_6} > a_2 \frac{x_5}{x_6}$.

Under Condition 2 three cases must be considered.

Case 1. $a_4 \frac{x_2}{x_6} < a_2 \frac{x_5}{x_6}$. In this case we set $b_4 = a_4 \frac{x_2}{x_6}$ and $b_6 = a_2 \frac{x_5}{x_6} - a_4 \frac{x_2}{x_6}$. This immediately satisfies (26) and (27). Since $a_4 \frac{x_2}{x_6} + a_3 \frac{x_3}{x_6} > a_2 \frac{x_5}{x_6}$ (28) is satisfied as well. Then from (22) we have $a_1 x_6 \geq a_3 x_3 + a_4 x_2$, which means that (25) is satisfied.

Case 2. $a_4 \frac{x_2}{x_6} > a_2 \frac{x_5}{x_6}$ and $a_3 \frac{x_3}{x_6} < a_2 \frac{x_5}{x_6}$. In this case we set $b_6 = a_3 \frac{x_3}{x_6}$ and $b_4 = a_2 \frac{x_5}{x_6} - a_3 \frac{x_3}{x_6}$, this satisfies (26), (27), (28). And from (22) we have $a_1 x_6 \geq a_3 x_3 + a_4 x_2$, which means that (25) is also satisfied.

Case 3. $a_4 \frac{x_2}{x_6} > a_2 \frac{x_5}{x_6}$ and $a_3 \frac{x_3}{x_6} > a_2 \frac{x_5}{x_6}$. In this case we set $b_4 = b_6 = \frac{1}{2} a_2 \frac{x_5}{x_6}$ which satisfies (26), (27), (28). Then from (22) we have $a_1 x_6 \geq a_3 x_3 + a_4 x_2$, which means that (25) is also satisfied.

Since the a 's were arbitrary and b 's are found which satisfy (20) this gives us that $C \subset B$ as desired.

6. Acknowledgments. The authors acknowledge the support of the Joseph and Loretta Lopez Chair Professorship endowment, Sanofi via the project "Optimization and Simulation Approaches or Systems Pharmacology in the Pharmaceutical Industry" and the NSF Grant # 1107444 KI-Net "Kinetic description of emerging challenges in multiscale problems of natural sciences".

REFERENCES

- [1] R. J. Allen, T. R. Rieger and C. J. Musante, [Efficient generation and selection of virtual populations in quantitative systems pharmacology](#), *CPT: pharmacometrics & systems pharmacology*, **5** (2016), 140–146.
- [2] N. Biggs, *Algebraic Graph Theory*, Cambridge university press, 1993.

- [3] A. Bressan and B. Piccoli, *Introduction to Mathematical Control Theory*, AIMS series on applied mathematics, Philadelphia, 2007.
- [4] F. Bullo, *Lectures on Network Systems*, Edition 1, 2018, (revision 1.0 - May 1, 2018), 300 pages and 157 exercises, CreateSpace, ISBN 978-1-986425-64-3.
- [5] J. S. Caughman and J. J. P. Veerman, Kernels of directed graph laplacians, *The Electronic Journal of Combinatorics*, **13** (2006), Research Paper 39, 8 pp.
- [6] E. Çinlar, *Introduction to stochastic processes*, Prentice-Hall, Englewood Cliffs, N. J., 1975.
- [7] P. De Leenheer, *The Zero Deficiency Theorem*, Notes for the Biomath Seminar I – MAP6487, Fall 09, Oregon State University (2009), Available on-line: <http://math.oregonstate.edu/~deleenhp/teaching/fall109/MAP6487/notes-zero-def.pdf>
- [8] M. Feinberg and F. J. M. Horn, *Dynamics of open chemical systems and the algebraic structure of the underlying reaction network*, *Chemical Engineering Science*, **29** (1974), 775–787.
- [9] L. R. Ford and D. R. Fulkerson, *Maximal flow through a network*, *Canadian journal of Mathematics*, **8** (1956), 399–404.
- [10] D. Gale, H. Kuhn and A. W. Tucker, *Linear Programming and the Theory of Games - Chapter XII*, in Koopmans, *Activity Analysis of Production and Allocation*, 1951, 317–335
- [11] J. Gunawardena, A linear framework for time-scale separation in nonlinear biochemical systems, *PloS One*, **7** (2012), e36321.
- [12] G. T. Heineman, G. Pollice and S. Selkow, Chapter 8: Network flow algorithms, in *Algorithms in a Nutshell*, Oreilly Media, 2008, 226–250.
- [13] M. Inomzhan and J. Gunawardena, *Laplacian dynamics on general graphs*, *Bulletin of mathematical biology*, **75** (2013), 2118–2149.
- [14] J. A. Jacquez and C. P. Simon, *Qualitative theory of compartmental systems*, *SIAM Review*, **35** (1993), 43–79.
- [15] D. J. Klink and S. D. Finley, *Timescale analysis of rule based biochemical reaction networks*, *Biotechnology Progress*, **28** (2012), 33–44.
- [16] H. Maeda, S. Kodama and Y. Ohta, *Asymptotic behavior of nonlinear compartmental systems: Nonoscillation and stability*, *IEEE Transactions on Circuits and Systems*, **25** (1978), 372–378.
- [17] V. M. Malhotra, M. P. Kumar and S. N. Maheshwari, *An $O(|V|^3)$ algorithm for finding maximum flows in networks*, *Information Processing Letters*, **7** (1978), 277–278.
- [18] S. T. McQuade, Z. An, N. J. Merrill, R. E. Abrams, K. Azer and B. Piccoli, *Equilibria for large metabolic systems and the LIFE approach*, In 2018 *Annual American Control Conference (ACC)*. IEEE, (2018) pp. 2005–2010.
- [19] S. T. McQuade, R. E. Abrams, J. S. Barrett, B. Piccoli and Karim Azer, *Linear-in-flux-expressions methodology: Toward a robust mathematical framework for quantitative systems pharmacology simulation*, *Gene Regulation and Systems Biology*, **11** (2017).
- [20] C. D. Meyer, *Matrix Analysis and Applied Linear Algebra*, Society for Industrial and Applied Mathematics (SIAM), Philadelphia, PA, 2000.
- [21] B. Palsson, *Systems Biology*, Cambridge University Press, 2006.
- [22] V. I. Pérez-Nueno, *Using quantitative systems pharmacology for novel drug discovery*, *Expert Opinion on Drug Discovery*, **10** (2015), 1315–1331.
- [23] C. H. Schilling, D. Letscher and B. Palsson, *Theory for the systemic definition of metabolic pathways and their use in interpreting experimental data*, *Journal of Theoretical Biology*, **203** (2000), 229–248.
- [24] A. J. Van der Schaft, S. Rao and B. Jayawardhana, *A network dynamics approach to chemical reaction networks*, *International Journal of Control*, **89** (2016), 731–745.

Received for publication June 2018.

E-mail address: nathaniel.j.merrill@rutgers.edu

E-mail address: zheming.an@rutgers.edu

E-mail address: sean.mcquade@rutgers.edu

E-mail address: federica.garin@inria.fr

E-mail address: karim.azer@gatesmri.org

E-mail address: ruth.abrams@sanofi.com

E-mail address: piccoli@camden.rutgers.edu