

Collective modes in excitonic magnets: dynamical mean-field study

D. Geffroy,^{1,2} J. Kaufmann,² A. Hariki,² P. Gunacker,² A. Hausoel,³ and J. Kuneš^{2,4}

¹*Department of Condensed Matter Physics, Faculty of Science,
Masaryk University, Kotlářská 2, 611 37 Brno, Czechia*

²*Institute for Solid State Physics, TU Wien, 1040 Vienna, Austria*

³*Institute for Theoretical Physics and Astrophysics,
University of Würzburg, Am Hubland 97074 Würzburg, Germany*

⁴*Institute of Physics, Czech Academy of Sciences, Na Slovance 2, 182 21 Praha 8, Czechia*

We present a dynamical mean-field study of dynamical susceptibilities in two-band Hubbard model. Varying the model parameters we analyze the two-particle excitations in the normal as well as in the ordered phase, an excitonic condensate. The two-particle DMFT spectra in the ordered phase reveal the gapless Goldstone modes arising from spontaneous breaking of continuous symmetries. We also observe gapped Higgs mode, characterized by vanishing of the gap at the phase boundary. Qualitative changes observed in the spin susceptibility can be used as an experimental probe to identify the excitonic condensation.

Long-rang order (LRO) and the concomitant spontaneous symmetry breaking are a prominent demonstration of collective behavior in solids. For common LROs, e.g., magnetic order, the order parameter can be observed directly with present technology. However, some exotic LROs, dubbed hidden orders, have been recognized through their thermodynamic properties so far [1–3]. In this case, dynamical response functions are invaluable for understanding the nature of the LRO. Excitonic insulator [4, 5] is an example of LRO that after decades of defying detection has been identified through its dynamical fingerprint [6]. Recently, realization of excitonic magnet [7], an analog of excitonic insulator arising by condensation of spinful excitons, was proposed in $\text{Pr}_{0.5}\text{Ca}_{0.5}\text{CoO}_3$ [2, 8, 9] with conclusive evidence still missing. Excitonic interpretation of magnetism of Ca_2RuO_4 is subject of current debate [10, 11]. Excitonic condensation finds its formal analogy in the LRO in Heisenberg-dimer systems, experimentally studied in TiCuCl_3 [12].

In this Letter we use dynamical mean-field theory (DMFT) to study the dynamical response of an excitonic magnet realized in two-band Hubbard model. We show that the symmetry lowering gives rise to a coupling between the exciton condensate fluctuations and spin, which leaves a unique signature in the dynamical spin structure factor and thus can be observed by experiments such as inelastic neutron or x-ray scattering.

Breaking of continuous symmetry in systems with short range interactions results in appearance of gapless Goldstone modes (GMs) [13] as well as gapped Higgs excitations [14], which have been the subject of recent interest [10, 12, 14, 15]. The description of interacting electron systems typically relies on perturbative approaches in the weak-coupling limit [9, 16] or low-energy effective models in the strong-coupling limit [7, 17]. The dynamical mean-field theory (DMFT) [18, 19] uses a different approximation assuming a Luttinger-Ward functional with the local propagators only, which makes DMFT tractable

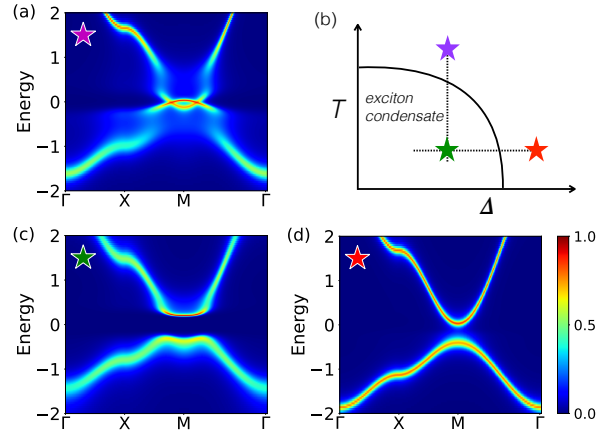


Figure 1. Sketch of the crystal field vs temperature ($\Delta - T$) phase diagram (b) with marked cuts, along which the susceptibilities are calculated. The 1P spectral function at the (Δ, T) -points violet (3.55, 1/11), green (3.55, 1/40) and blue (3.8, 1/40).

for realistic multi-orbital models [20, 21]. DMFT has been widely used to study one-particle (1P) dynamics, while two-particle (2P) susceptibilities are rarely studied for multi-orbital models [22–27] and their behavior in ordered phases is unexplored.

The Hamiltonian of studied model reads

$$H = \sum_{ij,\sigma} \begin{pmatrix} a_{i\sigma}^\dagger & b_{i\sigma}^\dagger \end{pmatrix} \begin{pmatrix} t_{aa} & t_{ab} \\ t_{ab} & t_{bb} \end{pmatrix} \begin{pmatrix} a_{j\sigma} \\ b_{j\sigma} \end{pmatrix} + \frac{\Delta}{2} \sum_{i,\sigma} (n_{i\sigma}^a - n_{i\sigma}^b) + U \sum_{i,\alpha} n_{i\uparrow}^\alpha n_{i\downarrow}^\alpha + \sum_{i,\sigma\sigma'} (U' - J\delta_{\sigma\sigma'}) n_{i\sigma}^a n_{i\sigma'}^b, \quad (1)$$

where $a_{i\sigma}^\dagger$ and $b_{i\sigma}^\dagger$ are fermionic operators that create electrons with the respective orbital flavors and spin σ at site i of a square lattice. The first term describes the nearest neighbor hopping. The rest, expressed in terms of local densities $n_{i,\sigma}^c \equiv c_{i\sigma}^\dagger c_{i\sigma}$, captures the crystal-field Δ , the Hubbard interaction U and Hund's exchange J in

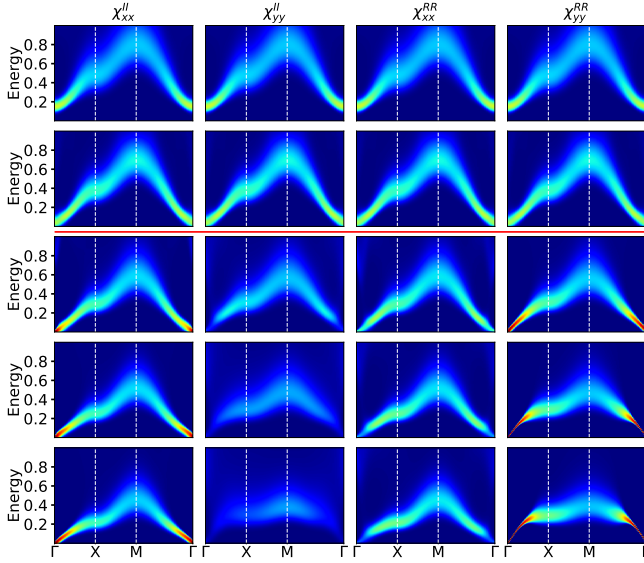


Figure 2. Evolution of the excitonic modes of dynamical susceptibility in the $U^2(1)$ model ($t_{ab}=0$) across Δ -driven transition ($T = 1/40$). The columns correspond to $-\text{Im}\chi_{\gamma\gamma}^{OO}(\mathbf{k}, \omega)$ with $O^\gamma = I^x, I^y, R^x, R^y$ (left to right) along the high-symmetry lines in the 2D Brillouin zone. The rows from top to bottom correspond to $\Delta = 3.9, 3.8, 3.65, 3.55, 3.45$ with $\Delta_c \approx 3.75$ (Red line separates the normal state from the PEC phase).

the Ising approximation. Parameters $U = 4, J = 1, U' = U - 2J$, [28] $t_{aa} = 0.4118, t_{bb} = -0.1882, t_{ab} = 0, 0.02, 0.06$ with magnitudes (in eV) typical for 3d transition metal oxides were used in previous studies [25, 29, 30].

We follow the standard DMFT procedure of self-consistent mapping the lattice model onto an auxiliary Anderson impurity model (AIM) [31, 32], which is solved with the ALPS implementation [33–35] [36] of the matrix version of the strong-coupling continuous-time quantum Monte-Carlo (CT-QMC) algorithm [37]. The susceptibilities [19, 22, 38, 39] are obtained by solving the Bethe-Salpeter equation in the particle-hole channel with the DMFT 1P propagators and 2P-irreducible vertices of AIM using the orthogonal polynomial representation [40].

The susceptibilities $\chi_{\eta\eta}^{OO}(\mathbf{k}, \omega)$ are obtained by analytic continuation [41, 42] of their Matsubara representations

$$\chi_{\eta\eta}^{OO}(\mathbf{k}, i\nu_n) = \sum_{\mathbf{R}} \int_0^\beta d\tau e^{i(\nu_n\tau + \mathbf{k}\cdot\mathbf{R})} \langle O_{\mathbf{i}+\mathbf{R}}^\eta(\tau) O_{\mathbf{i}}^\eta(0) \rangle - \langle O^\eta \rangle^2,$$

with the observables O of interest being excitonic fields $R_i^\eta (I_i^\eta) = \sqrt{\pm 1} \sum_{\alpha\beta} \sigma_{\alpha\beta}^\eta (a_{i\alpha}^\dagger b_{i\beta} \pm b_{i\alpha}^\dagger a_{i\beta})$, respectively, with $\eta = x, y$ and the z -component of spin moment $S_i^z = \sum_{\alpha\beta} \sigma_{\alpha\beta}^z (a_{i\alpha}^\dagger a_{i\beta} + b_{i\alpha}^\dagger b_{i\beta})$.

Model (1) at half-filling has a rich phase diagram exhibiting a metal-insulator transition [43] as well as various types of LRO including antiferromagnetism, spin-state order or superconductivity [25, 26, 44, 45]. For the present parameters it undergoes a temperature-

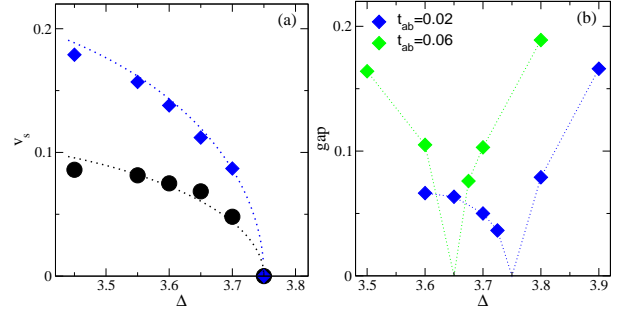


Figure 3. (a) The sound velocity v_s of the GMs, the phase mode (χ_{yy}^{II} , blue symbols) and the spin rotation mode (χ_{xx}^{II} , black symbols) in the $U^2(1)$ model as a function of the crystal field Δ . The dotted lines show the corresponding strong-coupling results. (b) The Higgs gap in the $U(1)$ model with $t_{ab} = 0.02$ and 0.06 as a function of Δ . The line is a guide for eyes.

crystal-field-controlled transition to polar exciton condensate (PEC) [46], as shown in Fig. 1b. PEC is characterized by a finite excitonic field. Throughout the paper we choose the orientation $\langle I^y \rangle = \phi$, while R^y, I^x and R^x remain fluctuating. This phase is an instance of spin nematic state, which breaks spin-rotation symmetry without appearance of spin polarization.

The behavior of the collective modes depends on the continuous symmetry broken by the LRO [13]. Here, it is the $U(1)$ spin (z -axis) rotation. If $t_{ab} = 0$, an additional $U(1)$ gauge symmetry due to conservation of $\sum_{i,\sigma} (n_{i,\sigma}^a - n_{i,\sigma}^b)$ makes the total broken symmetry $U(1) \times U(1)$. We will refer to the general $t_{ab} \neq 0$ case as $U(1)$ model and the $t_{ab} = 0$ case as $U^2(1)$ model.

Δ -driven transition. While the system exhibits a sizable 1P gap throughout the studied Δ -range, horizontal line in Fig. 1b, low-energy 2P-excitations show up in the excitonic susceptibilities, Fig. 2. In the normal phase ($\Delta > \Delta_c$), these can be viewed as spinful Frenkel excitons. The spin symmetry ensures the equivalence of x and y directions, while the gauge symmetry leads to equivalence of the excitonic fields R and I in the $U^2(1)$ model.

Reducing Δ closes the excitation gap and the system undergoes transition to the PEC phase. For the excitonic field, which freezes in an arbitrary direction both in the xy -plane and the RI -plane in the $U^2(1)$ case, we choose the orientation discussed above. Linear gapless GMs [42] corresponding to the spin rotation and phase fluctuation (RI -rotation) are observed in χ_{xx}^{II} and χ_{yy}^{RR} , respectively. The intensities of both GMs diverge as $1/|\mathbf{k}|$ [42]. The corresponding sound velocities are shown in Fig. 3a.

Finite cross-hopping t_{ab} leads to a generic $U(1)$ model. The equivalence between the R and I fields is lost, see Fig. 4. The excitonic field freezes in the I -direction [46, 47], while the xy -orientation remains arbitrary. For the small t_{ab} studied here, the changes to the excitonic spec-

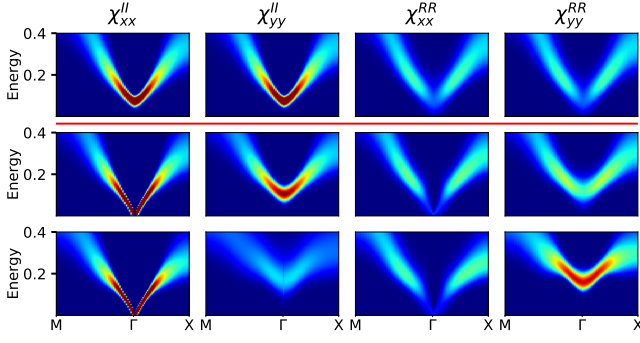


Figure 4. The same susceptibilities as in Fig. 2 ($T = 1/40$) in the vicinity of Γ -point for $U(1)$ model with cross-hopping $t_{ab} = 0.06$. The rows from top to bottom correspond to $\Delta = 3.675, 3.60, 3.5$, with $\Delta_c \approx 3.65$ (Red line separates the normal state from the PEC phase).

tra [42] are concentrated in the low-energy region shown in Fig. 4. The spin-rotation GM, visible in χ_{xx}^{II} , remains gapless and linear. The 'phase' mode acquires a Higgs gap that vanishes at the transition, Fig. 3b, a behavior observed in bi-layer Heisenberg system TlCuCl_3 [12].

Interestingly the character of this mode changes as we proceed deeper into the ordered phase, Fig. 4. Close to the phase boundary, its spectral weight is dominated by χ_{yy}^{II} , i.e., amplitude fluctuation of the condensed I^y field. Deeper in the ordered phase the spectral weight is mostly in χ_{yy}^{RR} , corresponding to phase fluctuation (RI -rotation) as in the $U^2(1)$ model. We offer an interpretation in terms of the relative strength of the symmetry breaking term (t_{ab}) in the Hamiltonian and the spontaneously generated Weiss field. The Weiss field, the off-diagonal $F_{ab}^{\uparrow\downarrow}(\omega)$ part of the hybridization function in the present method, is in general a fluctuating (frequency dependent) object, which prohibits a direct comparison to t_{ab} . Nevertheless, we can compare their dynamical effects. A Weiss field dominating over the Hamiltonian

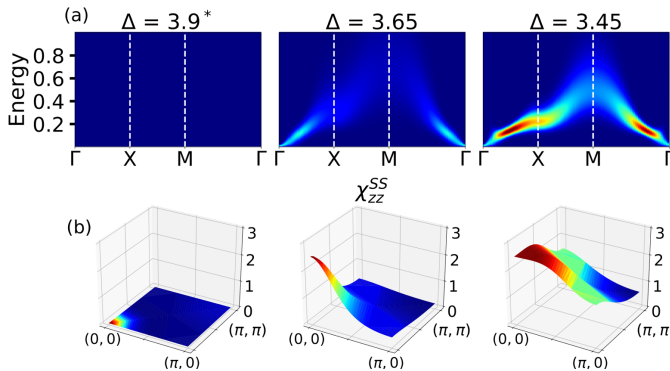


Figure 5. (a) Evolution of dynamical spin susceptibility $-\text{Im} \chi_{zz}^{SS}(\mathbf{k}, \omega)$ across the Δ -driven transition in the $U^2(1)$ model of Fig. 2 (Asterisk marks the normal phase). (b) The corresponding static susceptibilities $\text{Re} \chi_{zz}^{SS}(\mathbf{k}, 0)$ throughout the Brillouin zone.

Table I. The parameters of Eq. 3. The variational parameter $0 \leq \alpha^2 \leq 1$, corresponding to the LS density, assumes 1 in the normal phase and $\frac{\mu+z(\mathcal{T}+\mathcal{W})+z\mathcal{V}}{2z(\mathcal{T}+\mathcal{W})+z\mathcal{V}}$ in the condensate.

μ_x	$\alpha^2 \mu + z \alpha^2 (1 - \alpha^2) (2\mathcal{T} + 2\mathcal{W} + \mathcal{V})$
\mathcal{T}_x	$\alpha^2 \mathcal{T} - (1 - \alpha^2) \mathcal{J}$
\mathcal{W}_x	$\alpha^2 \mathcal{W} + (1 - \alpha^2) \mathcal{J}$
μ_y	$z(\mathcal{T} + \mathcal{W}); \mu$ if $\alpha^2 = 1$
\mathcal{T}_y	$\mathcal{T} - \alpha^2 (1 - \alpha^2) (2\mathcal{T} + 2\mathcal{W} + \mathcal{V})$
\mathcal{W}_y	$\mathcal{W} - \alpha^2 (1 - \alpha^2) (2\mathcal{T} - 2\mathcal{W} + \mathcal{V})$

term (t_{ab}) results in a gapped GM found deep in the ordered phase. A common example of such situation is a gap in spin-wave spectra of magnets due to magnetocrystalline anisotropy. Dominance of the Hamiltonian term (t_{ab}) close to the phase boundary, where the Weiss field is small, results in amplitude fluctuations. This is a generic situation in cases without an approximate symmetry. This interpretation is supported by the observation that the extent of the amplitude-fluctuation regime shrinks when t_{ab} is reduced [42]. Moreover, the strong-coupling calculations (see SM [42]), which make an explicit comparison possible, lead to the same conclusions.

Next, we discuss the impact of exciton condensation on the spin susceptibility χ_{zz}^{SS} , shown in Fig. 5. In the normal phase, $\chi_{zz}^{SS}(\mathbf{k}, \omega)$ exhibits no distinct dispersion and essentially vanishes throughout the Brillouin zone, Fig. 5b, as expected in a band insulator. In the PEC phase, it develops a sharp spin-wave-like dispersion although there are no ordered moments present. We point out a similarity of $\chi_{zz}^{SS}(\mathbf{k}, \omega)$ to $\chi_{xx}^{RR}(\mathbf{k}, \omega)$ that we discuss later. A distinct feature of $\chi_{zz}^{SS}(\mathbf{k}, \omega)$ is the suppression of the spectral weight close to the Γ -point. This suppression can be overcome by doping, which results in appearance of ferromagnetic exciton condensate [29].

Strong-coupling limit. To understand the numerical results, it is instructive to analyze the strong-coupling limit of (1), which can be expressed in terms of two-flavor hard-core bosons [46, 48, 49]

$$\begin{aligned} \mathcal{H} = & \mu \sum_i n_i - \sum_{ij, \nu} \left[\mathcal{T} d_{i\nu}^\dagger d_{j\nu} - \frac{\mathcal{W}}{2} (d_{i\nu}^\dagger d_{j\nu}^\dagger + d_{i\nu} d_{j\nu}) \right] \\ & + \frac{\mathcal{V}}{2} \sum_{ij} n_i n_j + \frac{\mathcal{J}}{2} \sum_{ij} S_i^z S_j^z, \end{aligned} \quad (2)$$

Bosonic operators $d_{i\nu}^\dagger$ ($\nu = x, y$), which create high-spin (HS) states out of the low-spin (LS) state, are related to the excitonic fields by $R_i^\nu(I_i^\nu) \rightarrow \sqrt{\pm 1} (d_{i\nu}^\dagger \pm d_{i\nu})$. The number operators $n_i = \sum_\nu d_{i\nu}^\dagger d_{i\nu}$ measure the HS concentration and $S_i^z = -i(d_{ix}^\dagger d_{iy} - d_{iy}^\dagger d_{ix})$ is the z -component of the spin operator. The relations of the coupling constants $\mu, \mathcal{T}, \mathcal{W}, \mathcal{V}$, and \mathcal{J} to the parameters of (1) can be found in SM [42] and Ref. 25. Since $\mathcal{W} \sim t_{ab}^2$, the gauge symmetry of the $U^2(1)$ model reflects conservation of d -charge for $\mathcal{W} = 0$.

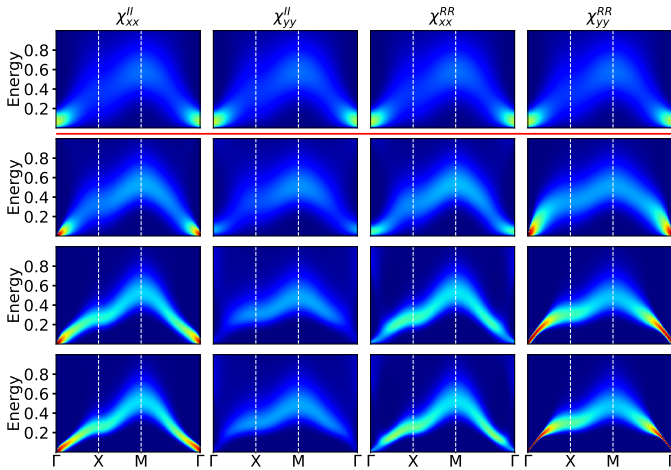


Figure 6. The same susceptibilities of $U^2(1)$ model as in Fig. 2 calculated across the thermally driven transition for $\Delta = 3.55$. The rows from top to bottom correspond to temperatures $T = 1/11, 1/16, 1/30, 1/40$ with $T_c \approx 1/13$.

Generalized spin wave treatment [49, 50] of the excitations over the variational ground state $|G\rangle = \prod_i (\alpha + i\sqrt{1 - \alpha^2} d_{iy}^\dagger) |0\rangle$, see SM [42] for details, leads to a free boson model

$$\tilde{\mathcal{H}}_\nu = \mu_\nu \sum_i \tilde{n}_{i\nu} - \sum_{ij} \left[\mathcal{T}_\nu \tilde{d}_{i\nu}^\dagger \tilde{d}_{j\nu} - \frac{\mathcal{W}_\nu}{2} (\tilde{d}_{i\nu}^\dagger \tilde{d}_{j\nu}^\dagger + H.c.) \right]. \quad (3)$$

Note that the parameters of this effective model in the ordered phase, given in Table I, depend on the flavor $\nu = x, y$. The elementary excitations of (3) have the dispersion $\epsilon_\nu(\mathbf{k}) = \sqrt{(\mu_\nu - 2\mathcal{T}_\nu \delta(\mathbf{k}))^2 - (2\mathcal{W}_\nu \delta(\mathbf{k}))^2}$ with $\delta(\mathbf{k}) = \cos k_x + \cos k_y$. In the $U^2(1)$ case with $\mathcal{W} = 0$ both x and y modes are gapless with sound velocities $v_\nu \equiv \nabla_{\mathbf{k}} \epsilon_\nu(\mathbf{k} = 0) = \sqrt{8|\mathcal{W}_\nu|(\mathcal{T}_\nu + |\mathcal{W}_\nu|)}$ vanishing at the transition. Finite \mathcal{W} in the $U(1)$ case leads to opening of a gap for y -excitations. The ratio of the spectral weights of I - and R - propagators corresponding to χ_{yy}^{II} and χ_{yy}^{RR} at Γ point is given by [42]

$$\frac{\text{Im} \chi_{yy}^{II}(0, \nu_{\text{gap}})}{\text{Im} \chi_{yy}^{RR}(0, \nu_{\text{gap}})} \approx \frac{4\mathcal{W}}{(2\mathcal{T} + \mathcal{V})\phi^2},$$

which supports the interpretation that a dominant Hamiltonian term (\mathcal{W}) favors the amplitude fluctuations, while a dominant Weiss field ($\sim \mathcal{T}\phi$) favors the gapped Goldstone fluctuations.

Finally, we address the behavior of the spin susceptibility χ_{zz}^{SS} in Fig. 5. We observe that replacing the operator d_{iy} in the strong-coupling expression for S_i^z by its finite PEC value yields $S_i^z \sim (d_{ix}^\dagger + d_{ix})\phi/2$. In the ordered phase, the spin susceptibility χ_{zz}^{SS} therefore follows χ_{xx}^{RR} , while they are decoupled in the normal phase.

Thermally driven transition. Since the transition observed in $\text{Pr}_{0.5}\text{Ca}_{0.5}\text{CoO}_3$ [2] is driven by temperature

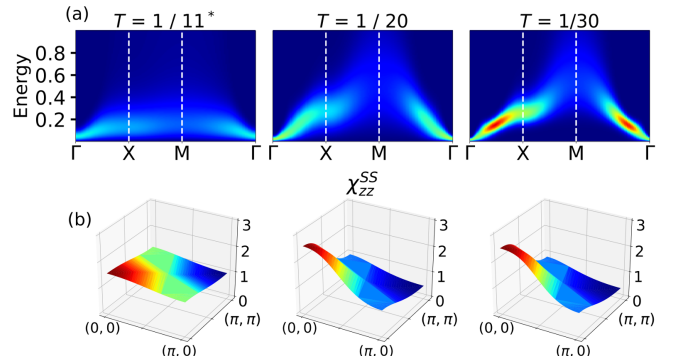


Figure 7. (a) Evolution of dynamical spin susceptibility $-\text{Im} \chi_{zz}^{SS}(\mathbf{k}, \omega)$ across the thermally driven phase transition as in Fig. 6 for temperatures $T = 1/11, 1/20, 1/30$ (Asterisk marks the normal phase). (b) The corresponding static susceptibilities $\text{Re} \chi_{zz}^{SS}(\mathbf{k}, 0)$ throughout the Brillouin zone.

we investigate the behavior of the $U^2(1)$ model along the vertical trajectory in Fig. 1b. We observe that the 1P gap in the normal state is closed, Fig. 1d. The excitonic susceptibilities possess a peak at finite frequency, whose tail extends to zero frequency, Fig. 6. Cooling is accompanied by a downward shift of the damped dispersive features, i.e., the phase transition can be viewed as a mode softening, an observation also made experimentally on TiCuCl_3 [12].

The normal state spin susceptibility χ_{zz}^{SS} in Fig. 7 does not vanish as in Fig. 5. The presence of thermally excited HS states gives rise to \mathbf{k} -featureless susceptibility with spectral weight concentrated at low energies. Nevertheless, $\chi_{zz}^{SS}(\mathbf{k}, \omega)$ changes qualitatively at the transition in this case as well. The dispersion becomes sharper and its bandwidth increases significantly. As a result, upon cooling below T_c , the low-energy region is depleted of spectral weight throughout the Brillouin zone, except in the vicinity of the Γ -point. Recently, this behavior was reported in inelastic neutron scattering in the putative excitonic material $(\text{Pr}_{1-y}\text{Y}_y)_{1-x}\text{Ca}_x\text{CoO}_3$ [51].

In conclusion, we used DMFT to study the 2P response across exciton condensation transition in two-orbital Hubbard model. We observed the formation of GMs as predicted by symmetry considerations [13]. Explicit breaking of continuous symmetry led to appearance of a gapped mode [14], characterized by vanishing of the gap at the phase transitions similar to observations in TiCuCl_3 [12]. We have observed that the character of this mode changes from Higgs-like amplitude fluctuations close to the phase boundary, to Goldstone-like phase fluctuations deep in the ordered phase. We suggest that this behavior shall be common to systems with weakly broken symmetry and provide an interpretation in terms of the relative strengths of the spontaneously generated Weiss field and the explicit symmetry-breaking term in the Hamiltonian.

Experimental observation of excitonic modes is in principle possible [52, 53] using resonant inelastic x-ray scattering, however, practical limitations in energy resolution and \mathbf{k} -space accessibility [52] exist at the moment. We have shown that the measurement of dynamical spin susceptibility provides an alternative, that can be used to identify spinful excitonic condensates with current experimental technology.

We thank J. Chaloupka, G. Sangiovanni, G. Khalullin and B. Hartl for discussions, H. Shinaoka for help with the ALPS code, K. Steiner and O. Janson for testing the maximum entropy code, and K. Held and A. Kauch for critical reading of the manuscript. This work was supported by the ERC Grant Agreements No. 646807 under EU Horizon 2020 (J.Ku., A.Har. and D.G.) and No. 306447 under EU Seventh Framework Program (FP7/20072013)/ERC (J.Ka.), by the Czech Ministry of Education, Youth and Sports, project “IT4Innovations National Supercomputing Center – LM2015070” (D.G.), by FWF through SFB ViCoM F41 (J.Ka.), by DFG through SFB1170 “Tocotronics” (A.Hau.) and by the Austrian Federal Ministry of Science, Research and Economy through the Vienna Scientific Cluster (VSC) Research Center (P.G.). We gratefully acknowledge the Gauss Centre for Supercomputing e.V. (www.gauss-centre.eu) for providing computing time on the GCS Supercomputer SuperMUC at Leibniz Supercomputing Centre (www.lrz.de), the programme “Projects of Large Research, Development, and Innovations Infrastructures” (CESNET LM2015042) for the access to computing and storage facilities of the Czech National Grid Infrastructure MetaCentrum, and the Vienna Scientific Cluster (VSC) for access to its computing facilities.

[1] H.-H. Kung, R. E. Baumbach, E. D. Bauer, V. K. Thorsmølle, W.-L. Zhang, K. Haule, J. A. Mydosh, and G. Blumberg, *Science* **347**, 1339 (2015).
 [2] S. Tsubouchi, T. Kyōmen, M. Itoh, P. Ganguly, M. Oguni, Y. Shimojo, Y. Morii, and Y. Ishii, *Phys. Rev. B* **66**, 052418 (2002).
 [3] Y. F. Lu, H. Kono, T. I. Larkin, A. W. Rost, T. Takayama, A. V. Boris, B. Keimer, and H. Takagi, *Nature Communications* **8**, 14408 (2017).
 [4] N. F. Mott, *Philos. Mag.* **6**, 287 (1961).
 [5] B. I. Halperin and T. M. Rice, “Solid state physics,” (Academic Press, New York, 1968) p. 115.
 [6] A. Kogar, M. S. Rak, S. Vig, A. A. Husain, F. Flicker, Y. I. Joe, L. Venema, G. J. MacDougall, T. C. Chiang, E. Fradkin, J. van Wezel, and P. Abbamonte, *Science* **358**, 1314 (2017).
 [7] G. Khalullin, *Phys. Rev. Lett.* **111**, 197201 (2013).
 [8] J. Kuneš and P. Augustinský, *Phys. Rev. B* **90**, 235112 (2014).
 [9] T. Yamaguchi, K. Sugimoto, and Y. Ohta, *J. Phys. Soc. Japan* **86**, 043701 (2017).

[10] A. Jain, M. Krautloher, J. Porras, G. H. Ryu, D. P. Chen, D. L. Abernathy, J. T. Park, A. Ivanov, J. Chaloupka, G. Khalullin, B. Keimer, and B. J. Kim, *Nat. Phys.* **13**, 633 (2017).
 [11] G. Zhang and E. Pavarini, *Phys. Rev. B* **95**, 075145 (2017).
 [12] P. Merchant, B. Normand, K. W. Krämer, M. Boehm, D. F. McMorrow, and C. Rüegg, *Nature Physics* **10**, 373 (2014).
 [13] H. Watanabe and H. Murayama, *Phys. Rev. Lett.* **108**, 251602 (2012).
 [14] D. Pekker and C. Varma, *Annual Review of Condensed Matter Physics* **6**, 269 (2015).
 [15] D. Sherman, U. S. Pracht, B. Gorshunov, S. Poran, J. Jesudasan, M. Chand, P. Raychaudhuri, M. Swanson, N. Trivedi, A. Auerbach, M. Scheffler, A. Frydman, and M. Dressel, *Nature Physics* **11**, 188 EP (2015), article.
 [16] E. Bascones, A. A. Burkov, and A. H. MacDonald, *Phys. Rev. Lett.* **89**, 086401 (2002).
 [17] T. Tatsuno, E. Mizoguchi, J. Nasu, M. Naka, and S. Ishihara, *J. Phys. Soc. Japan* **85**, 83706 (2016).
 [18] W. Metzner and D. Vollhardt, *Phys. Rev. Lett.* **62**, 324 (1989).
 [19] A. Georges, G. Kotliar, W. Krauth, and M. Rozenberg, *Rev. Mod. Phys.* **68**, 13 (1996).
 [20] G. Kotliar, S. Y. Savrasov, K. Haule, V. S. Oudovenko, O. Parcollet, and C. A. Marianetti, *Rev. Mod. Phys.* **78**, 865 (2006).
 [21] K. Held, *Advances in Physics* **56**, 829 (2007).
 [22] J. Kuneš, *Phys. Rev. B* **83**, 085102 (2011).
 [23] H. Park, K. Haule, and G. Kotliar, *Phys. Rev. Lett.* **107**, 137007 (2011).
 [24] L. Boehnke and F. Lechermann, *physica status solidi (a)* **211**, 1267 (2013).
 [25] J. Kuneš and P. Augustinský, *Phys. Rev. B* **89**, 115134 (2014).
 [26] S. Hoshino and P. Werner, *Phys. Rev. B* **93**, 155161 (2016).
 [27] L. DelRe and M. Capone, *ArXiv:1708.00310*.
 [28] The results are little sensitive to variation of U' and J as long as the ratio Δ/J is fixed.
 [29] J. Kuneš, *Phys. Rev. B* **90**, 235140 (2014).
 [30] J. Kuneš and D. Geffroy, *Phys. Rev. Lett.* **116**, 256403 (2016).
 [31] A. Georges and G. Kotliar, *Phys. Rev. B* **45**, 6479 (1992).
 [32] M. Jarrell, *Phys. Rev. Lett.* **69**, 168 (1992).
 [33] B. Bauer, L. D. Carr, H. G. Evertz, A. Feiguin, J. Freire, S. Fuchs, L. Gamper, J. Gukelberger, E. Gull, S. Guertler, A. Hehn, R. Igarashi, S. V. Isakov, D. Koop, P. N. Ma, P. Mates, H. Matsuo, O. Parcollet, G. Pawłowski, J. D. Picon, L. Pollet, E. Santos, V. W. Scarola, U. Schollwöck, C. Silva, B. Surer, S. Todo, S. Trebst, M. Troyer, M. L. Wall, P. Werner, and S. Wesel, *J. Stat. Mech. Theory Exp.* **2011**, P05001 (2011).
 [34] H. Shinaoka, E. Gull, and P. Werner, *Comput. Phys. Commun.* **215**, 128 (2017).
 [35] A. Gaenko, A. E. Antipov, G. Carcassi, T. Chen, X. Chen, Q. Dong, L. Gamper, J. Gukelberger, R. Igarashi, S. Isakov, M. Könz, J. P. LeBlanc, R. Levy, P. N. Ma, J. E. Paki, H. Shinaoka, S. Todo, M. Troyer, and E. Gull, *Comput. Phys. Commun.* **213**, 235 (2017).
 [36] Numerically identical results for the normal state susceptibilities were obtained with w2dynamics [60].
 [37] P. Werner, A. Comanac, L. de' Medici, M. Troyer, and

- A. J. Millis, Phys. Rev. Lett. **97**, 076405 (2006).
- [38] E. G. C. P. van Loon, H. Hafermann, A. I. Lichtenstein, and M. I. Katsnelson, Phys. Rev. B **92**, 085106 (2015).
- [39] F. Krien, E. G. C. P. van Loon, H. Hafermann, J. Otsuki, M. I. Katsnelson, and A. I. Lichtenstein, Phys. Rev. B **96**, 075155 (2017).
- [40] L. Boehnke, H. Hafermann, M. Ferrero, F. Lechermann, and O. Parcollet, Phys. Rev. B **84**, 075145 (2011).
- [41] J. E. Gubernatis, M. Jarrell, R. N. Silver, and D. S. Sivia, Phys. Rev. B **44**, 6011 (1991).
- [42] Supplemental Material, which includes Ref. 54–59.
- [43] P. Werner and A. J. Millis, Phys. Rev. Lett. **99**, 126405 (2007).
- [44] T. Kaneko and Y. Ohta, Phys. Rev. B **90**, 245144 (2014).
- [45] T. Kaneko, B. Zenker, H. Fehske, and Y. Ohta, Phys. Rev. B **92**, 115106 (2015).
- [46] J. Kuneš, J. Phys. Condens. Matter **27**, 333201 (2015).
- [47] D. Geffroy, A. Hariki, and J. Kuneš, Phys. Rev. B **97**, 155114 (2018).
- [48] L. Balents, Phys. Rev. B **62**, 2346 (2000).
- [49] J. Nasu, T. Watanabe, M. Naka, and S. Ishihara, Phys. Rev. B **93**, 205136 (2016).
- [50] T. Sommer, M. Vojta, and K. Becker, Eur. Phys. J. B **23**, 329 (2001).
- [51] T. Moyoshi, K. Kamazawa, M. Matsuda, and M. Sato, Phys. Rev. B **98**, 205105 (2018).
- [52] R.-P. Wang, A. Hariki, A. Sotnikov, F. Frati, J. Okamoto, H.-Y. Huang, A. Singh, D.-J. Huang, K. Tomiyasu, C.-H. Du, J. Kuneš, and F. M. F. de Groot, Phys. Rev. B **98**, 035149 (2018).
- [53] J. Kim, M. Daghofer, A. H. Said, T. Gog, J. van den Brink, G. Khaliullin, and B. J. Kim, Nature Communications **5**, 4453 (2014).
- [54] J. M. Luttinger, Phys. Rev. **121**, 942 (1961).
- [55] J. Otsuki, M. Ohzeki, H. Shinaoka, and K. Yoshimi, Phys. Rev. E **95**, 061302 (2017).
- [56] M. Jarrell and J. Gubernatis, Physics Reports **269**, 133 (1996).
- [57] R. K. Bryan, European Biophysics Journal **18**, 165 (1990).
- [58] G. J. Kraberger, R. Triebl, M. Zingl, and M. Aichhorn, Phys. Rev. B **96**, 155128 (2017).
- [59] A. W. Sandvik, Phys. Rev. B **57**, 10287 (1998).
- [60] M. Wallerberger, A. Hausoel, P. Gunacker, A. Kowalski, N. Parragh, F. Goth, K. Held, and G. Sangiovanni, Computer Physics Communications **235**, 388 (2019).