

On complex Gaussian random fields, Gaussian quadratic forms and sample distance multivariate

Georg Berschneider* Björn Böttcher†

Version May 23, 2022

Abstract

The paper contains results in three areas: First we present a general estimate for tail probabilities of Gaussian quadratic forms with known expectation and variance. Thereafter we analyze the distribution of norms of complex Gaussian random fields (with possibly dependent real and complex part) and derive representation results, which allow to find efficient estimators for the moments of the associated Gaussian quadratic form. Finally, we apply these results to sample distance multivariate, which is the test statistic corresponding to distance multivariate – a recently introduced multivariate dependence measure. The results yield new tests for independence of multivariate random vectors. These are less conservative than the classical tests based on a general quadratic form estimate and they are (much) faster than tests based on a resampling approach. As a special case this also improves independence tests based on distance covariance, i.e., tests for independence of two random vectors.

Contents

1	Introduction	2
2	Gaussian quadratic forms	4
3	Complex Gaussian random fields	7
4	Sample distance multivariate	14
4.1	Limit of the raw estimators – $\sqrt{N} \cdot {}^N Z_S$	16
4.2	Limit of (scaled) sample distance multivariate – $N \cdot {}^N M_{\rho_S}^2$	19
4.2.1	Moments of the limit distribution – $\mu_i^{(k)}$	22
4.3	Moments of the finite sample distribution	25
4.4	Sample total multivariate and sample m -multivariate	28
4.5	Testing independence using distance multivariate	32
5	Examples, simulations and discussions	37
6	Appendix	53
6.1	Notes on x_0 in the quadratic form estimate	53
6.2	Derivation of the unbiased estimator for $\mu_i^{(3)}$	54
6.3	Details of the comparative study (Example 5.10)	58

*Otto-von-Guericke-Universität Magdeburg, Fakultät für Mathematik, Universitätsplatz 2, 39106 Magdeburg, Germany, email: georg.berschneider@ovgu.de

†TU Dresden, Fakultät Mathematik, Institut für Mathematische Stochastik, 01062 Dresden, Germany, email: bjoern.boettcher@tu-dresden.de, corresponding author

1 Introduction

Recently distance multivariate and total distance multivariate were introduced as measures of dependence for multiple random vectors [6, 7], these extend the concept of distance covariance introduced by Székely, Rizzo and Bakirov [26]. For random vectors X_i with values in \mathbb{R}^{d_i} , $1 \leq i \leq n$, the total distance multivariate $\overline{M}(\mathbf{X})$ of $\mathbf{X} := (X_1, \dots, X_n)$ is zero if and only if the random variables are independent. See [4] for a practical guide to distance multivariate, as well as many examples and a comparison to other dependence measures. In [7] conservative tests of independence based on distance multivariate were presented. Using a resampling approach less conservative but computationally more expensive tests are possible, [4]. In this paper we analyze the proposed test statistics in more detail, in order to derive less conservative tests without the computational expense of the resampling approach. The results also improve the (performance of the) tests for the basic case ($n = 2$) of distance covariance [26], this is due to the fact that our method provides in this case p-value estimates without the use of a resampling technique, see, e.g., Examples 5.2 and 5.4. The derived methods are implemented in the R package `multivariate` [5]¹.

Along the way at least two results which are also of general interest – without the context of distance multivariate – are proved:

- A general tail estimate for Gaussian quadratic forms: Let $0 \leq \alpha_i \leq \alpha \leq 1$ for $i \in \mathbb{N}$ with $\sum_{i=1}^{\infty} \alpha_i = 1$ and Z_i be independent standard normal random variables then

$$\mathbb{P}\left(\sum \alpha_i Z_i^2 \geq x\right) \leq \mathbb{P}\left(\alpha Y_{\frac{1}{\alpha}} \geq x\right) \text{ for all } x \geq x_0, \quad (1.1)$$

where $Y_{\frac{1}{\alpha}}$ is a chi-squared distributed random variable with (fractional) $\frac{1}{\alpha}$ degree of freedom and x_0 depends on α and is bounded from above by 1.5365, see Theorem 2.1. This result extends the special case $\alpha = 1$ which was treated in [25]. Their estimate was based on the first moment only, other estimates require at least the knowledge of moments up to order 3, e.g. [15]. Thus in a sense our estimate fills the gap, since it can be applied if only the first two moments are known, cf. Remark 2.2.1. For further references and a comparison with other estimates for Gaussian quadratic forms see Equation (2.6).

- A representation of the squared $L^2(\rho)$ -norm $\|\mathbb{G}\|_{\rho}^2$ of a complex Gaussian random field \mathbb{G} – with possibly dependent real and imaginary parts – as positive Gaussian quadratic form:

$$\|\mathbb{G}\|_{\rho}^2 = \sum_{i \in I} \alpha_i Z_i^2,$$

where α_i , $i \in I \subseteq \mathbb{N}$, are the eigenvalues of the covariance operator associated to the random field and Z_i are independent standard normally distributed random variables, see Theorem 3.9. Certainly similar results are known (see, e.g., [14]), but we are not aware of a citable proof for our setting. Moreover – for applications most important – we present explicit representations of the sums $\mu^{(k)} = \sum_{i \in I} \alpha_i^k$ of the coefficients in terms of the covariance kernel of the random field \mathbb{G} , see Proposition 3.12.

In the setting of distance multivariate (see Section 4 for the underlying definitions) it is known that the limit (as the sample size N increases to ∞) of sample distance multivariate $N \cdot {}^N M_{\rho}^2$ is distributed as a Gaussian quadratic form which is obtained as the L^2 -norm of a Gaussian random field. It is denoted by $\|\mathbb{G}\|_{\rho}^2$ and it (obviously) fits into the above framework. So far its exact distribution was intangible. In Section 4 we will derive many useful results about it, e.g., an explicit representation in Proposition 4.5 which simplifies the previously known representation [7, Eq. (4.20) ff.]. But here in the introduction we just want to mention the results which seem of major practical importance. First of all we derive explicit estimators for the moments of the limiting distribution (analogous results for total- and m -multivariate are also proved in Section 4.4).

¹The methods will be included in the next release of the package `multivariate` (current version: 1.1.0).

Theorem (Corollary 4.12). *Let $(\mathbf{x}^{(1)}, \dots, \mathbf{x}^{(N)})$ be samples of (X_1, \dots, X_n) (with possibly dependent components!) and let $\|\mathbb{G}\|_\rho^2$ be the distributional limit of the test statistic $N \cdot {}^N M_\rho^2$ under the hypothesis of independence. Set $S := \{1, \dots, n\}$, then*

$$\begin{aligned} {}^N \mu_S^{(1)} &\xrightarrow{N \rightarrow \infty} \mathbb{E}(\|\mathbb{G}\|_\rho^2), \\ 2 \cdot {}^N \mu_S^{(2)} &\xrightarrow{N \rightarrow \infty} \mathbb{V}(\|\mathbb{G}\|_\rho^2), \\ 8 \cdot {}^N \mu_S^{(3)} &\xrightarrow{N \rightarrow \infty} \mathbb{E} \left[(\|\mathbb{G}\|_\rho^2 - \mathbb{E}(\|\mathbb{G}\|_\rho^2))^3 \right], \\ 48 {}^N \mu_S^{(4)} + 12 \cdot \left({}^N \mu_S^{(2)} \right)^2 &\xrightarrow{N \rightarrow \infty} \mathbb{E} \left[(\|\mathbb{G}\|_\rho^2 - \mathbb{E}(\|\mathbb{G}\|_\rho^2))^4 \right], \end{aligned}$$

where the ${}^N \mu_S^{(k)}$ can be computed directly from the (possibly dependent) samples. The formulas are given in Corollary 4.12 on page 24. (See also Remark 4.13 for the corresponding unbiased estimators.)

It turns out that for the case of $n = 2$ and $n = 3$ the above provides also good estimates for the distribution of sample distance multivariate $N \cdot {}^N M_\rho^2$ for small sample sizes N (cf. Example 5.7). But beware, in general for larger n the parameters of the distribution of $N \cdot {}^N M_\rho^2$ are not well approximated by the above result – this is true even for reasonable sample sizes like $N = 100$. In particular the variance of the limit can be much lower than the variance of the finite sample estimator $N \cdot {}^N M_\rho^2$ (cf. Remark 4.15.4 and Example 5.7). Nevertheless, also for the finite sample case we derive by careful analysis the following explicit formulas (which again can be estimated directly from possibly dependent samples).

Theorem (Theorem 4.14). *Let X_1, \dots, X_n be independent. Then*

$$\begin{aligned} \mathbb{E}(N \cdot {}^N M_\rho^2(\mathbf{X}^{(1)}, \dots, \mathbf{X}^{(N)})) &= \frac{(N-1)^n + (-1)^n(N-1)}{N^n} \prod_{i=1}^n \mathbb{E}(\psi_i(X_i - X'_i)), \\ \mathbb{E}([N \cdot {}^N M_\rho^2(\mathbf{X}^{(1)}, \dots, \mathbf{X}^{(N)})]^2) &= \frac{1}{N^2} \sum_{k=1}^7 C(N, k) \prod_{i=1}^n \left[\frac{b(N, k)b_i + c(N, k)c_i + d(N, k)d_i}{N^4} \right], \end{aligned}$$

where $b_i := \mathbb{E}(\psi_i(X_i - X'_i)^2)$, $c_i := \mathbb{E}(\psi_i(X_i - X'_i)\psi_i(X'_i - X''_i))$, $d_i := [\mathbb{E}(\psi_i(X_i - X'_i))]^2$ and the coefficients $C(\cdot, \cdot)$, $b(\cdot, \cdot)$, $c(\cdot, \cdot)$, $d(\cdot, \cdot)$ are given in Table 1 on page 36. (For the estimators see Remarks 4.15 and 4.13.)

Finally, recall that in [4, 7, 26] for the independence tests the so-called normalized sample distance multivariate $N \cdot {}^N \mathcal{M}_\rho^2$ was used (which is just a scaled version of $N \cdot {}^N M_\rho^2$, see Section 4). But note that the scaling therein also depends on the sample and thus for finite samples the distribution has to be analyzed jointly with the scaling factor. This is done in Theorem 4.16.

The methods can also be extended to total- and m -multivariate, see Section 4.4. Moreover the explicit knowledge of the expectation and variances can also be used to construct further (new) tests of m -independence using the central limit theorem (see Remark 4.19).

For readers with an interest to apply our results in the context of distance multivariate we recommend the overview of the methods in Section 4.5 and the examples in Section 5. Based on the examples, especially using the extensive study in Example 5.10, we have the following remarks and recommendations for performing independence tests based on distance multivariate:

- Estimate (1.1) provides more powerful tests than the classical estimate (4.62). Moreover, the tests show (at least in all of our examples) conservative behavior when used with the unbiased finite sample estimators for the parameters.
- Using any of the proposed methods to estimate the p-value is faster than the resampling approach (Example 5.4).

- Using the unbiased finite sample estimators for the mean and variance of normalized (total-, m -) multivariate (Theorem 4.16, Corollary 4.22) together with the unbiased estimator for the skewness (Corollaries 4.12, 4.18) in Pearson's estimate (4.64) provides p-value estimates which have the smallest relative mean squared error in comparison to the benchmark. (This holds for the samples and methods studied in Example 5.10, which are so rich that it seems to be reasonable to generalize this statement.).
- Also for the special case of distance multivariate ($n = 2$) the above method is recommended.
- For the case of analyzing pairwise or triple dependence of identically distributed marginals with m -multivariate the central limit theorem based method (4.65) performs very similarly to the above method (cf. Figure 21 in the Appendix).
- If the marginal distributions are known, one can compute the required parameters apriori (Example 5.6).
- Using normalized multivariate instead of multivariate without normalization is always recommended (see the discussion before Remark 4.24 and their performance in Example 5.10).
- All methods discussed rely on the existence of certain moments, if this existence is in doubt there is no theoretical support for their use. In this case, the classical estimate or a resampling approach are the fundamental options, but also these require some basic moment conditions (Remark 4.2). Nevertheless there is some indication for robust behavior (Example 5.9), but in our opinion it requires further investigation.

2 Gaussian quadratic forms

We start with a general tail estimate for Gaussian quadratic forms. See (2.6) for a comparison with other existing methods.

Theorem 2.1. *Let Z_i be independent standard normal random variables and $(\alpha_i)_{i \in \mathbb{N}}$ be a sequence in \mathbb{R} with $0 \leq \alpha_i \leq \alpha \leq 1$ and $\sum \alpha_i = 1$. Then there exists $x_0 = x_0(\alpha, (\alpha_i)_{i \in \mathbb{N}}) \geq 0$ such that*

$$\mathbb{P}\left(\sum \alpha_i Z_i^2 \geq x\right) \leq \mathbb{P}\left(\alpha Y_{\frac{1}{\alpha}} \geq x\right) \quad \text{for all } x \geq x_0, \quad (2.1)$$

where $Y_{\frac{1}{\alpha}}$ is a chi-squared distributed random variable with (fractional) $\frac{1}{\alpha}$ degree of freedom.

The value $x_0^*(\alpha) := \sup \{x_0(\alpha, (\alpha_i)_{i \in \mathbb{N}}) \mid 0 \leq \alpha_i \leq \alpha \leq 1, \sum \alpha_i = 1\}$ is bounded from above by 1.5365, i.e., inequality (2.1) holds uniformly for all $x \geq 1.5365$, all $\alpha < 1$ and all α_i with $0 \leq \alpha_i \leq \alpha$ and $\sum \alpha_i = 1$.

Remark 2.2. 1. To use this bound a suitable α has to be known or estimated. A simple choice is

$$\alpha := \sqrt{\frac{1}{2} \mathbb{V}\left(\sum \alpha_i Z_i^2\right)},$$

cf. Lemma 2.3. Note that $\alpha = \max_{i \in \mathbb{N}} \alpha_i$ is the optimal choice – this is nothing but the spectral radius of the associated integral operator T_K , see (3.2).

2. For $\alpha \in (0, 1]$ let $x_0(\alpha)$ be such that $0 < \mathbb{P}\left(\frac{1}{\lceil 1/\alpha \rceil} Y_{\lceil 1/\alpha \rceil} \leq x_0(\alpha)\right) = \mathbb{P}\left(\frac{1}{\lceil 1/\alpha \rceil + 1} Y_{\lceil 1/\alpha \rceil + 1} \leq x_0(\alpha)\right) < 1$. By [25, Prop. 1.(i)] $x_0(\alpha)$ is unique, and in our setting $x_0(\alpha)$ is an upper bound for $x_0^*(\alpha)$ of Theorem 2.1. For all $\alpha \in (0, 1]$ the corresponding tail probability $1 - \mathbb{P}(\alpha Y_{\frac{1}{\alpha}} \geq x_0(\alpha))$ is larger than 0.215, which is well above any commonly used significance level (for details see Section 6.1 in the Appendix, especially Figure 18). Thus the estimate is proper for hypothesis testing.

3. The special case $\alpha = 1$, i.e.,

$$\mathbb{P}\left(\sum \alpha_i Z_i^2 \geq x\right) \leq \mathbb{P}(Y_1 \geq x) \quad \text{for all } x \geq x_0, \quad (2.2)$$

was proved in [25]. Therein also bounds for smaller x can be found. These bounds are of the form $\mathbb{P}(\frac{1}{n}Y_n \geq x)$ for some $n = n(x) \in \mathbb{N}$.

4. Recall that for $\alpha, \beta > 0$ and $Y_{\frac{1}{\alpha}} \sim \chi^2(\frac{1}{\alpha})$ (i.e., chi-squared distributed with parameter $\frac{1}{\alpha}$) the density and characteristic function of $\beta Y_{\frac{1}{\alpha}}$ are

$$p_{\beta Y_{\frac{1}{\alpha}}}(x) = \frac{1}{\beta 2^{\frac{1}{2\alpha}} \Gamma(\frac{1}{2\alpha})} \left(\frac{x}{\beta}\right)^{\frac{1}{2\alpha}-1} e^{-\frac{x}{2\beta}} \mathbf{1}_{(0,\infty)}(x) \quad \text{and} \quad f_{\beta Y_{\frac{1}{\alpha}}}(t) = (1 - 2i\beta t)^{-\frac{1}{2\alpha}}.$$

The density of $\beta Y_{\frac{1}{\alpha}}$ is strictly monotonically decreasing for $\frac{1}{\alpha} \leq 2$, and for independent $Y_{\frac{1}{\alpha_i}}^{(i)} \sim \chi^2(\frac{1}{\alpha_i})$ with $\frac{1}{\alpha_i} > 0$

$$\sum_{i=1}^{\infty} Y_{\frac{1}{\alpha_i}}^{(i)} \stackrel{d}{=} Y_{\sum \frac{1}{\alpha_i}} \quad (2.3)$$

holds.

Proof of Theorem 2.1. Let the assumptions of the theorem hold. Without loss of generality we assume that $(\alpha_i)_{i \in \mathbb{N}}$ is monotonically decreasing and denote by n_1 the largest $n \in \mathbb{N}$ such that $\alpha_1 = \alpha_n$.

If $\alpha_1 = \frac{1}{n_1}$ then the statement is trivial, since in this case $\sum \alpha_i Z_i^2 \stackrel{d}{=} \alpha_1 Y_{n_1} = \alpha_1 Y_{\frac{1}{\alpha_1}}$ by (2.3), and its tail distribution is dominated by $\alpha Y_{\frac{1}{\alpha}}$ for any $\alpha > \alpha_1$. The latter is a direct consequence of $\frac{1}{\alpha_1} > \frac{1}{\alpha}$ and thus

$$\frac{p_{\alpha_1 Y_{\frac{1}{\alpha_1}}}(x)}{p_{\alpha Y_{\frac{1}{\alpha}}}(x)} = c_{\alpha_1, \alpha} x^{\frac{1}{2}(\frac{1}{\alpha_1} - \frac{1}{\alpha})} e^{-\frac{x}{2}(\frac{1}{\alpha_1} - \frac{1}{\alpha})} \xrightarrow{x \rightarrow \infty} 0.$$

It remains to consider the case $\alpha_1 < \frac{1}{n_1}$. By [29, Equation (5)] the density of $\sum_{i=1}^{\infty} \alpha_i Z_i^2$ has the form

$$p(x) = c \frac{\left(\frac{x}{2\alpha_1}\right)^{\frac{n_1}{2}-1} e^{-\frac{x}{2\alpha_1}}}{\Gamma(\frac{n_1}{2})} (1 + \varepsilon(x))$$

with $\varepsilon(x) \xrightarrow{x \rightarrow \infty} 0$ and some constant c . Thus

$$\frac{p(x)}{p_{\alpha Y_{\frac{1}{\alpha}}}(x)} = \tilde{c} x^{\frac{1}{2}(n_1 - \frac{1}{\alpha})} e^{-\frac{x}{2}(\frac{1}{\alpha_1} - \frac{1}{\alpha})} (1 + \varepsilon(x)) \xrightarrow{x \rightarrow \infty} 0 \quad (2.4)$$

since either $\alpha_1 < \alpha$, and hence $\frac{1}{\alpha_1} - \frac{1}{\alpha} > 0$ implies the limit in (2.4), or $\alpha_1 = \alpha$ and thus the exponential term is equal to 1 and $n_1 - \frac{1}{\alpha} = n_1 - \frac{1}{\alpha_1} < 0$ implies the limit in (2.4).

Finally, note that (2.4) implies that the density of $\sum \alpha_i Z_i^2$ is dominated by the density of $\alpha Y_{\frac{1}{\alpha}}$ for sufficiently large values, and thus (2.1) holds. This method proves the existence of x_0 but it does not provide a bound.

To get a bound for x_0 one can follow exactly the proof of [25, Theorem 1] with the additional restriction: $\lambda_i \leq \beta \leq 1$ for all i (where the λ_i are the coefficients of the quadratic form in their notation). Their proof is technical, long and uses many auxiliary results. It seems reasonable to omit a replication of the details here. In essence, differential calculus yields

$$\inf_{\substack{0 \leq \alpha_i \leq \beta \\ \sum \alpha_i = 1}} \mathbb{P}\left(\sum_i \alpha_i Z_i^2 \leq x\right) = \min \left\{ \inf_{n \in \mathbb{N}, \frac{1}{n} \leq \beta} \mathbb{P}(\frac{1}{n} Y_n \leq x), \mathbb{P}(\beta Y_{\lfloor \frac{1}{\beta} \rfloor}^{(1)} + (1 - \beta \lfloor \frac{1}{\beta} \rfloor) Y_1^{(2)} \leq x) \right\},$$

where $Y_n \sim \chi^2(n)$ and $Y_{r_i}^{(i)} \sim \chi^2(r_i)$ for $i = 1, 2$ are independent. Furthermore, let $x_0(\alpha)$ be such that $0 < \mathbb{P}(\frac{1}{\lceil 1/\alpha \rceil} Y_{\lceil 1/\alpha \rceil} \leq x_0(\alpha)) = \mathbb{P}(\frac{1}{\lceil 1/\alpha \rceil + 1} Y_{\lceil 1/\alpha \rceil + 1} \leq x_0(\alpha)) < 1$. Then by [25, Prop. 1', p. 189] the function $\alpha \mapsto x_0(\alpha)$ is increasing on $(0, 1]$, bounded by $x_0(1) \approx 1.536404$ and for all $x \geq x_0(\beta)$

$$\mathbb{P}(\frac{1}{\lceil 1/\beta \rceil} Y_{\lceil 1/\beta \rceil} \leq x) = \inf_{n \in \mathbb{N}, \frac{1}{n} \leq \beta} \mathbb{P}(\frac{1}{n} Y_n \leq x).$$

Finally, it can be verified (numerically; for details and discussion see Section 6.1 in the Appendix), that

$$\min \left\{ \mathbb{P}(\frac{1}{\lceil 1/\beta \rceil} Y_{\lceil 1/\beta \rceil} \leq x), \mathbb{P}(\beta Y_{\lfloor \frac{1}{\beta} \rfloor}^{(1)} + (1 - \beta \lfloor \frac{1}{\beta} \rfloor) Y_1^{(2)} \leq x) \right\} \geq \mathbb{P}(\alpha Y_{\frac{1}{\alpha}} \leq x) \quad (2.5)$$

for all $x \geq x_0(\alpha)$ and all $\beta \leq \alpha$. \square

On can summarize the available options to estimate the tails of positive Gaussian quadratic forms as follows (here $Y_r \sim \chi^2(r)$ and the random variables Z_i are independent standard normally distributed):

$$\mathbb{P}\left(\sum_{i \in \mathbb{N}} \alpha_i Z_i^2 \geq x\right) \begin{cases} \leq \mathbb{P}(Y_1 \geq x) & \text{for } x \geq x_0, \sum_{i \in \mathbb{N}} \alpha_i = 1, \text{ cf. [25]} \\ \leq \mathbb{P}(\alpha Y_{\frac{1}{\alpha}} \geq x) & \text{for } x \geq x_0, \sum_{i \in \mathbb{N}} \alpha_i = 1, \alpha_i \leq \alpha, \\ & \text{see Theorem 2.1} \\ \approx \mathbb{P}(Y_{g((\alpha_i)_{i \in \mathbb{N}})} \geq h(x, (\alpha_i)_{i \in \mathbb{N}})) & \text{if } \sum_{i \in \mathbb{N}} \alpha_i^k \text{ known for } k = 1, \dots, 4, \text{ cf. [15],} \\ & \text{i.e., first four moments known, see Lemma 2.3} \\ \approx \text{Series} & \text{if some of the } \alpha_i \text{ are known, e.g., [13, 20]} \\ \approx \text{Fourier inversion} & \text{if some of the } \alpha_i \text{ are known, e.g., [8, 11]} \\ = \text{explicit} & \text{if all } \alpha_i \text{ are known, e.g., [27]} \end{cases} \quad (2.6)$$

Implementations of some of the methods are available in the R package `CompQuadForm` [9]. Furthermore, quantile asymptotics have also been investigated by Jaschke et al. [12]. For further representations of the distribution we refer to [16, Chapter 4] and the references within.

In Section 5 these estimates will be compared for the Gaussian quadratic forms related to distance multivariate. In the next section the α_i are computed explicitly for the case that the Gaussian quadratic form is the L^2 -norm of a complex Gaussian random field.

For the approximation by Liu et al. [15] the first four moments of the quadratic form are required. Hereto the following lemma is useful.

Lemma 2.3 (compare [16, Theorem 3.2b.2]). *With the notation from Theorem 2.1 let $Q := \sum_{i \in \mathbb{N}} \alpha_i Z_i^2$. Then*

$$\begin{aligned} \mathbb{E}(Q) &= \sum_{i \in \mathbb{N}} \alpha_i, & \mathbb{E}((Q - \mathbb{E}(Q))^3) &= 8 \sum_{i \in \mathbb{N}} \alpha_i^3, \\ \mathbb{V}(Q) &= \mathbb{E}((Q - \mathbb{E}(Q))^2) = 2 \sum_{i \in \mathbb{N}} \alpha_i^2, & \mathbb{E}((Q - \mathbb{E}(Q))^4) &= 48 \sum_{i \in \mathbb{N}} \alpha_i^4 + 3\mathbb{V}(Q)^2. \end{aligned}$$

Proof. Since $Z_i \sim N(0, 1)$ implies $Z_i^2 \sim \chi^2(1)$ and thus

$$\mathbb{E}(Z_i^2) = 1, \quad \mathbb{V}(Z_i^2) = 2, \quad \mathbb{E}((Z_i^2 - \mathbb{E}(Z_i^2))^3) = 8, \quad \mathbb{E}((Z_i^2 - \mathbb{E}(Z_i^2))^4) = 60.$$

Furthermore $\mathbb{E}(Q) = \sum_{i \in \mathbb{N}} \alpha_i$ implies, using independence,

$$\begin{aligned} \mathbb{V}(Q) &= \mathbb{E}((Q - \mathbb{E}(Q))^2) = \mathbb{E}\left(\left(\sum_{i \in \mathbb{N}} \alpha(Z_i^2 - 1)\right)^2\right) \\ &= \sum_{i, k \in \mathbb{N}} \alpha_i \alpha_k \text{Cov}(Z_i^2, Z_k^2) = \sum_{i \in \mathbb{N}} \alpha_i^2 \mathbb{V}(Z_i^2) = 2 \sum_{i \in \mathbb{N}} \alpha_i^2. \end{aligned}$$

Analogously, for the third central moment one finds

$$\begin{aligned}\mathbb{E}((Q - \mathbb{E}(Q))^3) &= \mathbb{E}\left(\left(\sum_{i \in \mathbb{N}} \alpha_i (Z_i^2 - 1)\right)^3\right) \\ &= \sum_{i, k, l \in \mathbb{N}} \alpha_i \alpha_k \alpha_l \mathbb{E}((Z_i^2 - 1)(Z_k^2 - 1)(Z_l^2 - 1)) \\ &= \sum_{i \in \mathbb{N}} \alpha_i^3 \mathbb{E}((Z_i^2 - 1)^3) = 8 \sum_{i \in \mathbb{N}} \alpha_i^3.\end{aligned}$$

Finally, for the fourth central moment we find

$$\begin{aligned}\mathbb{E}((Q - \mathbb{E}(Q))^4) &= \mathbb{E}\left(\left(\sum_{i \in \mathbb{N}} \alpha_i (Z_i^2 - 1)\right)^4\right) \\ &= \sum_{i \in \mathbb{N}} \alpha_i^4 \mathbb{E}((Z_i^2 - 1)^4) + 3 \sum_{i \in \mathbb{N}} \sum_{k \neq i} \alpha_i^2 \alpha_k^2 \mathbb{E}((Z_i^2 - 1)^2) \mathbb{E}((Z_k^2 - 1)^2) \\ &= 60 \sum_{i \in \mathbb{N}} \alpha_i^4 + 12 \sum_{i \in \mathbb{N}} \sum_{k \neq i} \alpha_i^2 \alpha_k^2 = 48 \sum_{i \in \mathbb{N}} \alpha_i^4 + 12 \sum_{i, k \in \mathbb{N}} \alpha_i^2 \alpha_k^2 \\ &= 48 \sum_{i \in \mathbb{N}} \alpha_i^4 + 3\mathbb{V}(Q)^2.\end{aligned}$$

□

3 Complex Gaussian random fields

This section is devoted to establishing a connection between complex Gaussian random fields and positive Gaussian quadratic forms. Main tools will be a Mercer representation of the covariance kernel and an associated Karhunen-Loève type expansion of the random field. Results linking moments of quadratic forms to integrals of the covariance kernel allow to connect the estimates of Section 2 to our applications in the setting of distance multivariate in the upcoming Section 4.

We start with a quick reminder on general second-order random fields. Throughout, all vector spaces are interpreted as \mathbb{C} -linear spaces. For $d \in \mathbb{N}$ and a probability space $(\Omega, \mathcal{A}, \mathbb{P})$ (allowing for the existence of normally distributed random variables) we call $\mathbb{G} : \mathbb{R}^d \rightarrow L^2(\Omega, \mathcal{A}, \mathbb{P})$ a complex second-order random field, i.e., $\mathbb{G}(x)$, $x \in \mathbb{R}^d$, are square-integrable complex-valued random variables; $\mu(t) := \mathbb{E}(\mathbb{G}(t))$, $t \in \mathbb{R}^d$, is its mean, its covariance kernel K and pseudo-covariance kernel C are given by

$$K(s, t) := \mathbb{E}((\mathbb{G}(s) - \mu(s))\overline{(\mathbb{G}(t) - \mu(t))}), \quad C(s, t) := \mathbb{E}((\mathbb{G}(s) - \mu(s))(\mathbb{G}(t) - \mu(t))), \quad s, t \in \mathbb{R}^d,$$

respectively. We recall some basic facts about second-order random fields.

Proposition 3.1 (see, e.g., [21, Chapter 2]). *Let \mathbb{G} be a complex second-order random field with mean μ , covariance kernel K and pseudo-covariance kernel C .*

1. *The covariance kernel is positive definite, i.e., for all choices of finitely many points $t_1, \dots, t_m \in \mathbb{R}^d$ and coefficients $c_1, \dots, c_m \in \mathbb{C}$*

$$\sum_{i, j=1}^m c_i \overline{c_j} K(t_i, t_j) = \mathbb{E}\left(\left|\sum_{i=1}^m c_i (\mathbb{G}(t_i) - \mu(t_i))\right|^2\right) \geq 0.$$

This implies that K is hermitian, i.e., $K(s, t) = \overline{K(t, s)}$.

The pseudo-covariance kernel is symmetric, i.e., $C(s, t) = C(t, s)$.

2. If $\mu \equiv 0$, and $\mathbb{G}(-t) = \overline{\mathbb{G}(t)}$ (or the weaker requirement $K(s, t) = C(s, -t)$ for all $s, t \in \mathbb{R}^d$) then the field is a hermitian, centered complex second-order field. Note that in this case

$$K(s, t) = C(s, -t) = C(-t, s) = K(-t, -s) = \overline{K(-s, -t)}, \quad s, t \in \mathbb{R}^d.$$

3. If \mathbb{G} is a strongly continuous second-order random field, i.e., for all $t_0 \in \mathbb{R}^d$,

$$\lim_{t \rightarrow t_0} \mathbb{E}(|\mathbb{G}(t) - \mathbb{G}(t_0)|^2) = 0,$$

the functions μ , K , and C are continuous.

In order to link random fields to quadratic forms discussed in Section 2, we assume ρ to be a non-negative, symmetric, σ -finite Borel measure on \mathbb{R}^d . For notational simplicity we write $L^2(\rho) := L^2(\mathbb{R}^d, \mathcal{B}(\mathbb{R}^d), \rho)$, denote the inner product in $L^2(\rho)$ by

$$\langle u, v \rangle = \langle u, v \rangle_\rho := \int_{\mathbb{R}^d} u(t) \overline{v(t)} \rho(dt),$$

and the norm by $\|u\|_\rho = \sqrt{\langle u, u \rangle}$, for all $u, v \in L^2(\rho)$.

All statements in this section are made under the following assumptions.

Assumption 3.2. Let $d \in \mathbb{N}$ and $\mathbb{G} : \mathbb{R}^d \rightarrow L^2(\Omega, \mathcal{A}, \mathbb{P})$ be a hermitian, centered, strongly continuous complex second-order random field. Denote by K its covariance kernel and let ρ be a non-negative, symmetric, σ -finite Borel measure satisfying

$$\int_{\mathbb{R}^d} K(t, t) \rho(dt) < \infty. \quad (3.1)$$

Note that in the statements of the results, below, all necessary assumptions will be repeated. Moreover we want to point out that in fact all results do hold under the weaker requirement of measurability instead of strong continuity.

Positive-definiteness of the covariance kernel K implies $|K(s, t)|^2 \leq K(s, s)K(t, t)$. Therefore, the integrability condition (3.1) directly gives

$$\int_{\mathbb{R}^d \times \mathbb{R}^d} |K(s, t)|^2 (\rho \otimes \rho)(ds, dt) \leq \left(\int_{\mathbb{R}^d} K(t, t) \rho(dt) \right)^2 < \infty,$$

making

$$T_K : L^2(\rho) \rightarrow L^2(\rho), \quad u \mapsto \int_{\mathbb{R}^d} K(\bullet, t) u(t) \rho(dt), \quad (3.2)$$

a well-defined, positive, compact and self-adjoint operator on $L^2(\rho)$. Using Mercer's theorem (see, e.g., [24]), there exists an index set $I \subseteq \mathbb{N}$, a monotonically decreasing sequence $(\alpha_i)_{i \in I}$ of positive – not necessarily distinct – real numbers and an orthonormal system $(e_i)_{i \in I}$ in $L^2(\rho)$ such that

$$T_K e_i = \alpha_i e_i, \quad i \in I, \quad \text{Range } T_K = \overline{\text{span}\{e_i : i \in I\}},$$

and Mercer's representation holds:

$$K(s, t) = \sum_{i \in I} \alpha_i e_i(s) \overline{e_i(t)}, \quad s, t \in \mathbb{R}^d, \quad (3.3)$$

where the convergence is absolute and uniform on compact subsets. Under the integrability condition (3.1),

$$\sum_{i \in I} \alpha_i = \sum_{i \in I} \alpha_i \int_{\mathbb{R}^d} e_i(t) \overline{e_i(t)} \rho(dt) = \int_{\mathbb{R}^d} K(t, t) \rho(dt) < \infty,$$

which implies that T_K is a nuclear – or trace-class – operator (see, e.g., [19]).

Define $e_i^*(t) := \overline{e_i(-t)}$, $t \in \mathbb{R}^d$, $i \in I$. Symmetry of ρ and hermiticity of \mathbb{G} allow to deduce that with $(e_i)_{i \in I}$ also $(e_i^*)_{i \in I}$ is an orthonormal system of $\text{Range } T_K$. In particular, we find

$$T_K e_i^* = \alpha_i e_i^*, \quad i \in I.$$

Remark 3.3. In the situation of matching product structures of the measure ρ and the kernel K , i.e., $\rho = \bigotimes_{j=1}^n \rho_j$ and $K(s, t) = \prod_{j=1}^n K_j(s_j, t_j)$ on $\mathbb{R}^d = \mathbb{R}^{d_1} \times \cdots \times \mathbb{R}^{d_n}$, the eigenvalues and eigenvectors of the operator T_K arise as products of the eigenvalues and eigenvectors of the operators T_{K_j} , $1 \leq j \leq n$, respectively. In fact, from the orthogonal eigensystems $(e_i^{(j)})_{i \in I_j}$ of T_{K_j} in $L^2(\rho_j)$ associated to the eigenvalues $\alpha_i^{(j)} > 0$, $i \in I_j$, $1 \leq j \leq n$, we obtain by setting for each multi-index $\mathbf{i} \in I_1 \times \cdots \times I_n$

$$\alpha_{\mathbf{i}} = \prod_{j=1}^n \alpha_i^{(j)}, \quad e_{\mathbf{i}}(t) = \prod_{j=1}^n e_{i_j}^{(j)}(t_j), \quad t = (t_j)_{j=1, \dots, n} \in \mathbb{R}^d,$$

an orthonormal eigensystem $(e_{\mathbf{i}})_{\mathbf{i} \in I_1 \times \cdots \times I_n}$ of T_K associated to the eigenvalues $\alpha_{\mathbf{i}} > 0$, $\mathbf{i} \in I_1 \times \cdots \times I_n$.

A first direct consequence of Mercer's representation is summarized in the following lemma which gives a generalization of the Karhunen-Loève decomposition and is typically only stated for compact domains, see, e.g., [21, Theorem 2.5.5].

Lemma 3.4. Let \mathbb{G} be a hermitian, centered, strongly continuous second-order random field such that its covariance kernel K satisfies (3.1). Let $I \subseteq \mathbb{N}$ and $(e_i)_{i \in I}$ be as in Mercer's representation (3.3) of K . Then $\mathbb{G} \in L^2(\rho)$ almost surely,

$$\mathbb{G} = \sum_{i \in I} \langle \mathbb{G}, e_i \rangle e_i \quad \mathbb{P}\text{-a.s. in } L^2(\rho), \quad (3.4)$$

and $\langle \mathbb{G}, e_i \rangle$, $i \in I$, are mutually uncorrelated, centered, complex-valued random variables.

Proof. We know from Mercer's representation (3.3) that $(e_i)_{i \in I}$ is an orthonormal basis of $\text{Range } T_K$. Thus, for the representation (3.4) to hold it remains to show that \mathbb{G} is almost surely contained in $\text{Range } T_K \subseteq L^2(\rho)$. Tonelli's theorem allows to deduce from (3.1)

$$\mathbb{E}(\|\mathbb{G}\|_{\rho}^2) = \mathbb{E}\left(\int_{\mathbb{R}^d} |\mathbb{G}(t)|^2 \rho(dt)\right) = \int_{\mathbb{R}^d} \mathbb{E}(|\mathbb{G}(t)|^2) \rho(dt) = \int_{\mathbb{R}^d} K(t, t) \rho(dt) < \infty,$$

i.e., $\mathbb{G} \in L^2(\rho)$. To show that $\mathbb{G} \in \text{Range } T_K$, we choose $u \in \ker T_K$. Applying Fubini's theorem² we find

$$\begin{aligned} \mathbb{E}(|\langle \mathbb{G}, u \rangle|^2) &= \mathbb{E}\left(\int_{\mathbb{R}^d} \int_{\mathbb{R}^d} \mathbb{G}(s) \overline{u(s)} \cdot \overline{\mathbb{G}(t)} u(t) \rho(ds) \rho(dt)\right) \\ &= \int_{\mathbb{R}^d} \int_{\mathbb{R}^d} \mathbb{E}(\mathbb{G}(s) \overline{\mathbb{G}(t)}) u(t) \rho(dt) \overline{u(s)} \rho(ds) = \langle T_K u, u \rangle = 0. \end{aligned}$$

Since $u \in \ker T_K$ was arbitrary, this implies $\mathbb{G} \in \text{Range } T_K$. Using that $(e_i)_{i \in I}$ is an orthonormal basis of $\text{Range } T_K$ the representation (3.4) follows. Finally, since \mathbb{G} is centered, $\mathbb{E}(\langle \mathbb{G}, e_i \rangle) = 0$, $i \in I$. \square

Note that in the above lemma no distributional assumption on the random field has been made. Adding Gaussianity allows to strengthen the statement of Lemma 3.4 in the sense that the random variables $\langle \mathbb{G}, e_i \rangle$ are independent and complex normally distributed, see Corollary 3.8. In order to proceed, we recall the definition of the complex normal distribution.

Definition 3.5. A random vector Z with values in \mathbb{C}^n is **complex normally distributed** with expectation vector $\mu := \mathbb{E}(Z)$, covariance matrix $\Gamma := \mathbb{E}((Z - \mu)(Z - \mu)^*)$ and pseudo-covariance matrix $C := \mathbb{E}((Z - \mu)(Z - \mu)^T)$ – in short $Z \sim CN_n(\mu, \Gamma, C)$ – if

$$\begin{pmatrix} \text{Re } Z \\ \text{Im } Z \end{pmatrix} \sim N_{2n} \left(\begin{pmatrix} \text{Re } \mu \\ \text{Im } \mu \end{pmatrix}, \frac{1}{2} \begin{pmatrix} \text{Re}(\Gamma + C) & \text{Im}(-\Gamma + C) \\ \text{Im}(\Gamma + C) & \text{Re}(\Gamma - C) \end{pmatrix} \right). \quad (3.5)$$

Here, $N_{2n}(\nu, \Sigma)$ denotes the multivariate normal distribution in \mathbb{R}^{2n} with expectation vector ν and covariance matrix Σ .

A random field $\mathbb{G} : \mathbb{R}^d \rightarrow L^2(\Omega, \mathcal{A}, \mathbb{P})$ is called **complex Gaussian** if all its finite-dimensional distributions are complex normal distributions.

$$^2 \mathbb{E}\left(\iint |\mathbb{G}(s) \overline{u(s)} \mathbb{G}(t) u(t)| \rho(ds) \rho(dt)\right) = \mathbb{E}\left(\left(\int |\mathbb{G}(s) \overline{u(s)}| \rho(ds)\right)^2\right) \leq \mathbb{E}(\|\mathbb{G}\|_{\rho}^2 \cdot \|u\|_{\rho}^2) < \infty$$

Remarks 3.6. 1. For the complex case the knowledge of both the covariance and pseudo-covariance is needed: starting from $Z \sim CN_1(0, \gamma, c)$ with $\gamma, c \in \mathbb{R}$, $c \neq 0$, we find that $\operatorname{Re} Z$ and $\operatorname{Im} Z$ are independent random variables. Choosing $\vartheta \in \mathbb{R}$ such that $\sin 2\vartheta \neq 0$, the new complex random variable $Z' := e^{i\vartheta} Z$ has the same (co)variance γ as Z but

$$\operatorname{Cov}(\operatorname{Re} Z', \operatorname{Im} Z') = \frac{c}{2} \sin 2\vartheta \neq 0,$$

i.e., Z' has dependent real and imaginary parts. In fact, $Z' \sim CN_1(0, \gamma, e^{2i\vartheta} c)$.

2. Instead of using the three-parameter family (μ, Γ, C) one can also use the two-parameter family of the associated multivariate normal distribution in (3.5) to characterize complex normal distributions.
3. Beware that some authors (e.g., [23]) require the pseudo-covariance to vanish in the definition of the complex normal distribution and, similarly, complex Gaussian random fields are required to have pseudo-covariance kernel $C \equiv 0$ (e.g., [17]). Depending on the context such random fields are called proper [1] or circular [18].

However, in this article the general definition of complex normal distribution and complex Gaussian random field is employed.

Since the complex normal distribution is defined via multivariate normal distributions, the following properties of complex Gaussian random fields directly follow from the properties of real Gaussian fields, see Proposition 3.1.

Proposition 3.7. 1. A complex Gaussian random field \mathbb{G} is uniquely determined by its mean function μ , covariance kernel K and pseudo-covariance kernel C .

2. For a complex Gaussian vector (X, Y) it holds that X and Y are independent if and only if X and Y are uncorrelated, i.e., if the covariance and the pseudo-covariance are zero.
3. Values of linear functionals of complex Gaussian random fields are (scalar) complex normally distributed random variables.

Since uncorrelatedness of (jointly) Gaussian random variables implies independence we can strengthen the statement of Lemma 3.4 under the assumption of Gaussianity.

Corollary 3.8. Let \mathbb{G} be a hermitian, centered, strongly continuous complex Gaussian random field such that its covariance kernel K satisfies (3.1). Let $I \subseteq \mathbb{N}$ and $(e_i)_{i \in I}$ be as in Mercer's representation (3.3) of K . Then $\mathbb{G} \in L^2(\rho)$ almost surely,

$$\mathbb{G} = \sum_{i \in I} \langle \mathbb{G}, e_i \rangle e_i \quad \mathbb{P}\text{-a.s. in } L^2(\rho), \quad (3.6)$$

and $\langle \mathbb{G}, e_i \rangle$ are independent, centered, complex normally distributed random variables.

Proof. In Lemma 3.4 we already obtained the representation (3.6) and uncorrelatedness of $\langle \mathbb{G}, e_i \rangle$, $i \in I$. As values of linear functionals of a complex Gaussian random field, the $\langle \mathbb{G}, e_i \rangle$ are uncorrelated, jointly complex normally distributed random variables and, therefore, independent. \square

Although in the above representation (3.6) the random variables $\langle \mathbb{G}, e_i \rangle$, $i \in I$, are independent, we have – in general – no information on the (in)dependence of $\operatorname{Re} \langle \mathbb{G}, e_i \rangle$ and $\operatorname{Im} \langle \mathbb{G}, e_j \rangle$, $i, j \in I$, as the following observations show: for the covariance we find using Fubini's theorem³

$$\begin{aligned} \operatorname{Cov}(\langle \mathbb{G}, e_i \rangle, \langle \mathbb{G}, e_j \rangle) &= \mathbb{E}(\langle \mathbb{G}, e_i \rangle \cdot \overline{\langle \mathbb{G}, e_j \rangle}) = \mathbb{E}\left(\int_{\mathbb{R}^d} \int_{\mathbb{R}^d} \mathbb{G}(s) e_i(s) \cdot \overline{\mathbb{G}(t) e_j(t)} \rho(ds) \rho(dt)\right) \\ &= \int_{\mathbb{R}^d} \int_{\mathbb{R}^d} \mathbb{E}(\mathbb{G}(s) \overline{\mathbb{G}(t)}) e_j(t) \overline{e_i(s)} \rho(ds) \rho(dt) \\ &= \langle T_K e_j, e_i \rangle = \alpha_j \delta_{i,j}, \end{aligned} \quad (3.7)$$

³ $\mathbb{E}\left(\iint |\mathbb{G}(s) \overline{e_i(s)} \mathbb{G}(t) e_j(t)| \rho(ds) \rho(dt)\right) \leq \mathbb{E}(\|\mathbb{G}\|_\rho^2) < \infty$

where $\delta_{i,j}$ denotes the Kronecker symbol. Analogously for the pseudo-covariance we obtain

$$\begin{aligned} \mathbb{E}(\langle \mathbb{G}, e_i \rangle \cdot \langle \mathbb{G}, e_j \rangle) &= \mathbb{E} \left(\int_{\mathbb{R}^d} \int_{\mathbb{R}^d} \mathbb{G}(s) \overline{e_i(s)} \cdot \mathbb{G}(t) \overline{e_j(t)} \rho(ds) \rho(dt) \right) \\ &= \int_{\mathbb{R}^d} \int_{\mathbb{R}^d} \mathbb{E}(\mathbb{G}(s) \mathbb{G}(t)) e_j(t) \overline{e_i(s)} \rho(ds) \rho(dt) \\ &= \int_{\mathbb{R}^d} \int_{\mathbb{R}^d} K(s, t) e_j(-t) \cdot \overline{e_i(s)} \rho(ds) \rho(dt) \\ &= \langle T_K e_j^*, e_i \rangle = \alpha_j \langle e_j^*, e_i \rangle, \end{aligned} \quad (3.8)$$

where $e_j^*(t) = \overline{e_j(-t)}$. This implies

$$\text{Cov}(\text{Re} \langle \mathbb{G}, e_i \rangle, \text{Im} \langle \mathbb{G}, e_i \rangle) = \frac{\alpha_i}{2} \text{Im} \langle e_i^*, e_i \rangle, \quad i \in I.$$

Nevertheless the above representation (3.6) allows us to show our main result of this section, linking Gaussian random fields to Gaussian quadratic forms. Although the theorem can be deduced from results for Gaussian measures in infinite-dimensional spaces (see, e.g., [14, Comments on Section 1.2]) our proof is direct and relies on the already established Karhunen-Loève decomposition of the Gaussian random field given in Lemma 3.4.

Theorem 3.9. *Let \mathbb{G} be a hermitian, centered, strongly continuous complex Gaussian random field such that its covariance kernel K satisfies (3.1). Let $I \subseteq \mathbb{N}$ and $(\alpha_i)_{i \in I}$ be as in Mercer's representation (3.3) of K . Then*

$$\|\mathbb{G}\|_\rho^2 = \sum_{i \in I} \alpha_i Z_i^2 \quad \mathbb{P}\text{-a.s.},$$

where $(Z_i)_{i \in I}$ is a sequence of independent, standard normally distributed random variables.

Proof. Since T_K is compact, all eigenspaces to non-vanishing eigenvalues are finite-dimensional. Let $(\beta_i)_{i \in I'}$ be the mutually different positive eigenvalues of T_K , i.e., $\{\beta_i : i \in I'\} = \{\alpha_i : i \in I\}$, with $\beta_i \neq \beta_j$ for $i \neq j$ and $I' \subseteq I$. Set $J_i := \{k \in I : \alpha_k = \beta_i\}$, $i \in I'$. Thus the number of elements in J_i is the multiplicity of the eigenvalue β_i and the J_i are finite, mutually disjoint sets and from Corollary 3.8 we directly obtain the representation

$$\|\mathbb{G}\|_\rho^2 = \sum_{i \in I} |\langle \mathbb{G}, e_i \rangle|^2 = \sum_{i \in I'} \sum_{k \in J_i} |\langle \mathbb{G}, e_k \rangle|^2 = \sum_{i \in I'} \sum_{k \in J_i} \left[(\text{Re} \langle \mathbb{G}, e_k \rangle)^2 + (\text{Im} \langle \mathbb{G}, e_k \rangle)^2 \right]. \quad (3.9)$$

Consider the $\mathbb{R}^{|J_i|}$ -valued random vectors

$$U_i = \frac{1}{\sqrt{\beta_i}} (\text{Re} \langle \mathbb{G}, e_k \rangle)_{k \in J_i}, \quad V_i = \frac{1}{\sqrt{\beta_i}} (\text{Im} \langle \mathbb{G}, e_k \rangle)_{k \in J_i}, \quad i \in I',$$

collecting all e_k belonging to the eigenspace associated with β_i . Since T_K is self-adjoint, all eigenspaces are mutually orthogonal. Therefore our considerations on the covariance (3.7) and on the pseudo-covariance (3.8) yield

$$\text{Cov}(U_i, U_j) = \text{Cov}(U_i, V_j) = \text{Cov}(V_i, V_j) = 0, \quad i \neq j,$$

and the covariance matrix Σ of the random vector $(U_i, V_i)^T$ has the symmetric block structure

$$\Sigma = \frac{1}{2} \begin{pmatrix} I_{|J_i|} + (\text{Re} \langle e_k^*, e_j \rangle)_{j,k \in J_i} & (\text{Im} \langle e_k^*, e_j \rangle)_{j,k \in J_i} \\ (\text{Im} \langle e_k^*, e_j \rangle)_{j,k \in J_i} & I_{|J_i|} - (\text{Re} \langle e_k^*, e_j \rangle)_{j,k \in J_i} \end{pmatrix} =: \frac{1}{2} (I_{2|J_i|} + B),$$

where I_M denotes the identity matrix in $\mathbb{R}^{M \times M}$ and

$$B = \begin{pmatrix} B_{\text{Re}} & B_{\text{Im}} \\ B_{\text{Im}} & -B_{\text{Re}} \end{pmatrix}, \quad B_{\text{Re}} = (\text{Re} \langle e_k^*, e_j \rangle)_{j,k \in J_i}, \quad B_{\text{Im}} = (\text{Im} \langle e_k^*, e_j \rangle)_{j,k \in J_i}.$$

We show that $B^2 = I_{2|J_i|}$, which yields $\Sigma^2 = \frac{1}{4}(I_{2|J_i|} + 2B + B^2) = \Sigma$. Using symmetry of B we find

$$B^2 = \begin{pmatrix} B_{\text{Re}}^2 + B_{\text{Im}}^2 & B_{\text{Re}}B_{\text{Im}} - B_{\text{Im}}B_{\text{Re}} \\ B_{\text{Im}}B_{\text{Re}} - B_{\text{Re}}B_{\text{Im}} & B_{\text{Re}}^2 + B_{\text{Im}}^2 \end{pmatrix} \stackrel{B^T=B}{=} \begin{pmatrix} B_{\text{Re}}^2 + B_{\text{Im}}^2 & 0 \\ 0 & B_{\text{Re}}^2 + B_{\text{Im}}^2 \end{pmatrix}.$$

Using the elementary equation $\text{Re } z \text{Re } w + \text{Im } z \text{Im } w = \text{Re } z \bar{w}$ we can compute for the block entries on the diagonal

$$\begin{aligned} (B_{\text{Re}}^2 + B_{\text{Im}}^2)_{j,k} &= \sum_{m \in J_i} (\text{Re} \langle e_m^*, e_j \rangle \text{Re} \langle e_k^*, e_m \rangle + \text{Im} \langle e_m^*, e_j \rangle \text{Im} \langle e_k^*, e_m \rangle) \\ &= \text{Re} \sum_{m \in J_i} \langle e_m^*, e_j \rangle \langle e_m, e_k^* \rangle = \text{Re} \left\langle \sum_{m \in J_i} \langle e_m, e_k^* \rangle e_m^*, e_j \right\rangle. \end{aligned}$$

Symmetry of ρ yields $\langle e_m, e_k^* \rangle = \langle e_k, e_m^* \rangle$ and since $(e_m^*)_{m \in J_i}$ is an orthonormal basis of the associated eigenspace we find

$$\sum_{m \in J_i} \langle e_k, e_m^* \rangle e_m^* = e_k,$$

which implies

$$(B_{\text{Re}}^2 + B_{\text{Im}}^2)_{j,k} = \text{Re} \langle e_k, e_j \rangle = \delta_{j,k}, \quad j, k \in J_i.$$

As idempotent and positive semi-definite matrix, Σ can have only the eigenvalues 0 and 1. Hence there exists an orthogonal matrix R and a diagonal matrix $D = (d_{j,k})_{j,k=0,\dots,2|J_i|} \in \{0,1\}^{2|J_i| \times 2|J_i|}$ such that

$$D = R^T \Sigma R, \quad \text{trace } D = \sum_{\ell=1}^{2|J_i|} d_{\ell,\ell} = \text{trace } \Sigma = |J_i|.$$

Setting

$$(W_\ell)_{\ell=1,\dots,2|J_i|} = R^T \begin{pmatrix} U_i \\ V_i \end{pmatrix},$$

we find

$$\sum_{k \in J_i} \left[(\text{Re} \langle \mathbb{G}, e_k \rangle)^2 + (\text{Im} \langle \mathbb{G}, e_k \rangle)^2 \right] = \beta_i (\|U_i\|^2 + \|V_i\|^2) = \beta_i \sum_{\ell=1}^{2|J_i|} W_\ell^2 \quad (3.10)$$

and $W_1, \dots, W_{2|J_i|}$ are mutually uncorrelated, centered random variables with variances $\mathbb{V}(W_\ell) = d_{\ell,\ell}$, $1 \leq \ell \leq 2|J_i|$, respectively. From the trace condition it is apparent that exactly $|J_i|$ of the variances are non-zero. By relabeling we can assume that $W_1, \dots, W_{|J_i|}$ have unit variance. Using an enumeration $\{k_1, \dots, k_{|J_i|}\}$ of J_i and setting $Z_{k_\ell} := W_\ell$, $1 \leq \ell \leq |J_i|$, we find by plugging (3.10) into (3.9) and rearranging the summation

$$\begin{aligned} \|\mathbb{G}\|_\rho^2 &= \sum_{i \in I'} \sum_{k \in J_i} \left[(\text{Re} \langle \mathbb{G}, e_k \rangle)^2 + (\text{Im} \langle \mathbb{G}, e_k \rangle)^2 \right] = \sum_{i \in I'} \beta_i \sum_{\ell=1}^{2|J_i|} W_\ell^2 \\ &= \sum_{i \in I'} \beta_i \sum_{k \in J_i} Z_k^2 = \sum_{i \in I'} \sum_{k \in J_i} \alpha_k Z_k^2 = \sum_{i \in I} \alpha_i Z_i^2. \end{aligned}$$

Since the uncorrelated random variables W_ℓ – and thus Z_i – arise as linear transformation of the Gaussian random vector $(U_i, V_i)^T$, they are (jointly) standard normally distributed, and hence independent. \square

Remark 3.10. All positive Gaussian quadratic forms (with summable coefficients) arise as in Theorem 3.9, i.e., as squared norm of a Gaussian random field: in fact, let $Q = \sum_{i \in \mathbb{N}} \alpha_i Z_i^2$ be a Gaussian quadratic form with $\alpha_i \geq 0$, $i \in \mathbb{N}$, and $\sum_{i \in \mathbb{N}} \alpha_i < \infty$. Let ρ be a nonnegative, symmetric, σ -finite

Borel measure on \mathbb{R}^d and $(g_i)_{i \in \mathbb{N}}$ be an orthonormal sequence of continuous functions in $L^2(\rho)$ such that $g_i(-t) = \overline{g_i(t)}$, $t \in \mathbb{R}^d$. Then

$$\mathbb{G}(t) = \sum_{i \in \mathbb{N}} \sqrt{\alpha_i} g_i(t) Z_i, \quad t \in \mathbb{R}^d,$$

defines a centered, strongly continuous Gaussian random field \mathbb{G} and we find

$$\|\mathbb{G}\|_\rho^2 = \int_{\mathbb{R}} |\mathbb{G}(t)|^2 \rho(dt) = \sum_{i,j \in \mathbb{N}} \sqrt{\alpha_i} \sqrt{\alpha_j} Z_i Z_j \langle g_i, g_j \rangle_\rho = \sum_{i \in \mathbb{N}} \alpha_i Z_i^2 = Q.$$

Note that in this construction, neither ρ nor $(g_i)_{i \in \mathbb{N}}$ are uniquely determined.

The last result of this section gives a representation of the moments of the above Gaussian quadratic form (as studied in Lemma 2.3) in terms of the covariance kernel K of the random field \mathbb{G} . To this end, we denote for the sequence $(\alpha_i)_{i \in I}$ from Mercer's representation (3.3) and $k \in \mathbb{N}$

$$\mu^{(k)} = \mu^{(k)}((\alpha_i)_{i \in I}) := \sum_{i \in I} \alpha_i^k. \quad (3.11)$$

Using standard operator theory it is obvious that α_i^k , $i \in I$, are the (positive) eigenvalues of the operator T_K^k and that T_K^k is an integral operator with kernel given by iterated integration of K . In particular, we find the following representation:

Lemma 3.11. *Let K be the covariance kernel of a strongly continuous, second-order random field satisfying (3.1). For $k \in \mathbb{N}$ and $u \in L^2(\rho)$*

$$(T_K^k u)(s) = \int_{(\mathbb{R}^d)^k} K(s, t^{(k)}) \prod_{j=1}^{k-1} K(t^{(k+1-j)}, t^{(k-j)}) u(t^{(1)}) \rho^{\otimes k}(dt^{(1)}, \dots, dt^{(k)}), \quad s \in \mathbb{R}^d.$$

Proof. We proceed by induction on k . The statement for $k = 1$ reduces to the definition of T_K and there is nothing to show. Assume the assertion is valid for some $k \in \mathbb{N}$. Then we find for $u \in L^2(\rho)$ and $s \in \mathbb{R}^d$

$$\begin{aligned} (T_K^{k+1} u)(s) &= T_K(T_K^k u)(s) = \int_{\mathbb{R}^d} K(s, t^{(k+1)}) (T_K^k u)(t^{(k+1)}) \rho(dt^{(k+1)}) \\ &\stackrel{(*)}{=} \int_{\mathbb{R}^d} K(s, t^{(k+1)}) \int_{(\mathbb{R}^d)^k} K(t^{(k+1)}, t^{(k)}) \prod_{j=1}^{k-1} K(t^{(k+1-j)}, t^{(k-j)}) \\ &\quad \cdot u(t^{(1)}) \rho^{\otimes k}(dt^{(1)}, \dots, dt^{(k)}) \rho(dt^{(k+1)}) \\ &= \int_{(\mathbb{R}^d)^{k+1}} K(s, t^{(k+1)}) \prod_{j=1}^k K(t^{(k+2-j)}, t^{(k+1-j)}) u(t^{(1)}) \rho^{\otimes(k+1)}(dt^{(1)}, \dots, dt^{(k+1)}), \end{aligned}$$

where the induction assumption was used in step (*). Hence, the assertion for $k + 1$ is proven. \square

This representation allows us to connect the moments of the quadratic form $\|\mathbb{G}\|_\rho^2$ with the covariance kernel K .

Proposition 3.12. *Let K be the covariance kernel of a hermitian, centered, strongly continuous second-order random field satisfying (3.1). Let $I \subseteq \mathbb{N}$ and $(\alpha_i)_{i \in I}$ be as in Mercer's representation (3.3) of K . Then for $k \in \mathbb{N}$*

$$\mu^{(k)} = \sum_{i \in I} \alpha_i^k = \int_{(\mathbb{R}^d)^k} \prod_{j=1}^{k-1} K(t^{(k-j+1)}, t^{(k-j)}) \cdot K(t^{(1)}, t^{(k)}) \rho^{\otimes k}(dt^{(1)}, \dots, dt^{(k)}). \quad (3.12)$$

Proof. For $k = 1$, orthogonality and a direct application of Mercer's representation (3.3) yield

$$\mu^{(1)} = \sum_{i \in I} \alpha_i \|e_i\|_\rho^2 = \int_{\mathbb{R}^d} \sum_{i \in I} \alpha_i e_i(t^{(1)}) \overline{e_i(t^{(1)})} \rho(dt^{(1)}) = \int_{\mathbb{R}^d} K(t^{(1)}, t^{(1)}) \rho(dt^{(1)}).$$

Now assume $k > 1$. We obtain

$$\begin{aligned} \mu^{(k)} &= \sum_{i \in I} \alpha_i^k = \sum_{i \in I} \alpha_i \langle T_K^{k-1} e_i, e_i \rangle = \int_{\mathbb{R}^d} \sum_{i \in I} \alpha_i (T_K^{k-1} e_i)(t^{(k)}) \overline{e_i(t^{(k)})} \rho(dt^{(k)}) \\ &\stackrel{(*)}{=} \int_{\mathbb{R}^d} \sum_{i \in I} \alpha_i \int_{(\mathbb{R}^d)^{k-1}} K(t^{(k)}, t^{(k-1)}) \prod_{j=1}^{k-2} K(t^{(k-j)}, t^{(k-1-j)}) \cdot e_i(t^{(1)}) \\ &\quad \cdot \overline{e_i(t^{(k)})} \rho^{\otimes(k-1)}(dt^{(1)}, \dots, dt^{(k-1)}) \rho(dt^{(k)}) \\ &= \int_{(\mathbb{R}^d)^k} K(t^{(k)}, t^{(k-1)}) \prod_{j=1}^{k-2} K(t^{(k-j)}, t^{(k-1-j)}) \cdot \sum_{i \in I} \alpha_i e_i(t^{(1)}) \overline{e_i(t^{(k)})} \rho^{\otimes k}(dt^{(1)}, \dots, dt^{(k)}) \\ &= \int_{(\mathbb{R}^d)^k} K(t^{(k)}, t^{(k-1)}) \prod_{j=1}^{k-2} K(t^{(k-j)}, t^{(k-1-j)}) \cdot K(t^{(1)}, t^{(k)}) \rho^{\otimes k}(dt^{(1)}, \dots, dt^{(k)}) \\ &= \int_{(\mathbb{R}^d)^k} \prod_{j=1}^{k-1} K(t^{(k-j+1)}, t^{(k-j)}) \cdot K(t^{(1)}, t^{(k)}) \rho^{\otimes k}(dt^{(1)}, \dots, dt^{(k)}), \end{aligned}$$

where we have used Lemma 3.11 in step $(*)$ and Mercer's representation (3.3) in the penultimate line. \square

Remark 3.13. Since for the applications in (2.6) and in the upcoming Section 4 the representations of $\mu^{(1)}, \dots, \mu^{(4)}$ are of special interest, we rephrase (3.12) in a more accessible form:

$$\begin{aligned} \mu^{(1)} &= \int K(t, t) \rho(dt), \\ \mu^{(2)} &= \iint K(s, t) K(t, s) \rho(dt) \rho(ds), \\ \mu^{(3)} &= \iiint K(s, t) K(t, r) K(r, s) \rho(dt) \rho(ds) \rho(dr), \\ \mu^{(4)} &= \iiint K(s, t) K(t, r) K(r, u) K(u, s) \rho(dt) \rho(ds) \rho(dr). \end{aligned}$$

4 Sample distance multivariate

The basic setting for the detection of (in)dependence using distance multivariate is as follows, cf. [4, 7].

Let X_i , $1 \leq i \leq n$, be random variables with values in \mathbb{R}^{d_i} and set $\mathbf{X} := (X_1, \dots, X_n)$. Independent copies of \mathbf{X} are denoted by $\mathbf{X}^{(l)}$ for $1 \leq l \leq N$. Samples of X are denoted by small x , e.g., $\mathbf{x}^{(l)} = (x_1^{(l)}, \dots, x_n^{(l)})$ is a sample of $\mathbf{X}^{(l)}$.

Let ρ_i be symmetric measures on \mathbb{R}^{d_i} such that $\int 1 \wedge |t_i|^2 \rho_i(dt_i) < \infty$ and $\rho_S := \otimes_{i \in S} \rho_i$ for $S \subset \{1, \dots, n\}$. Moreover, $\rho := \rho_{\{1, \dots, n\}}$ and for $t = (t_1, \dots, t_n) \in \mathbb{R}^{\sum_{i=1}^n d_i}$ set $t_S := (t_i)_{i \in S}$. The L^2 -norm with respect to ρ_S is denoted by $\|\cdot\|_{\rho_S}$, e.g., $\|g\|_{\rho_S} = \sqrt{\int |g(t_S)|^2 \rho(dt_S)}$. The characteristic function of X_i is denoted by $f_i(t_i) := f_{X_i}(t_i) := \mathbb{E}(e^{iX_i \cdot t_i})$.

Then the **distance multivariate** M_{ρ_S} of X_1, \dots, X_n is defined by

$$M_{\rho_S}(X_1, \dots, X_n) := \|Z_S\|_{\rho_S} \quad (4.1)$$

$$\text{with } Z_S(t_S) := Z_S(X_1, \dots, X_n; t_S) := \mathbb{E} \left(\prod_{i \in S} (e^{iX_i \cdot t_i} - f_{X_i}(t_i)) \right) \quad (4.2)$$

and **sample distance multivariate** ${}^N M_{\rho_S}$ of $\mathbf{x}^{(1)}, \dots, \mathbf{x}^{(N)}$ is defined by

$${}^N M_{\rho_S}(\mathbf{x}^{(1)}, \dots, \mathbf{x}^{(N)}) := \|{}^N Z_S\|_{\rho_S} \quad (4.3)$$

$$\text{with } {}^N Z_S(t_S) := {}^N Z_S(\mathbf{x}^{(1)}, \dots, \mathbf{x}^{(N)}; t_S) := \frac{1}{N} \sum_{l=1}^N \prod_{i \in S} \left(e^{i x_i^{(l)} \cdot t_i} - \frac{1}{N} \sum_{k=1}^N e^{i x_i^{(k)} \cdot t_i} \right). \quad (4.4)$$

Note that the latter definition is different but equivalent to the definition given in [7, Eq. (4.1)], cf. [7, Eq. (4.8)]. Using (4.4) as definition makes it obvious that it is the natural choice of an empirical approximation to (4.2). For a proof of the convergence of this estimator see [7, Thm. 4.6]. Also note that the notation is slightly different to [7], since here we always write (X_1, \dots, X_n) although S might be a proper subset of $\{1, \dots, n\}$. This helps to keep the notation for total multivariate and m -multivariate and their estimators unified. Based on the above define

$$\text{total (distance) multivariate} : \overline{M}_\rho(X_1, \dots, X_n) := \sum_{\substack{2 \leq |S| \leq n \\ S \subset \{1, \dots, n\}}} M_{\rho_S}(X_1, \dots, X_n), \quad (4.5)$$

$$m\text{-(distance) multivariate} : M_{m,\rho}(X_1, \dots, X_n) := \sum_{\substack{|S|=m \\ S \subset \{1, \dots, n\}}} M_{\rho_S}(X_1, \dots, X_n) \quad (4.6)$$

for $m \in \{2, \dots, n\}$. The next result is fundamental to the theory of distance multivariate.

Theorem 4.1 ([7, Theorem 3.4] and [4, Equation (5.2)]). *For random variables X_1, \dots, X_n the following characterizations of their (in)dependence hold*

$$\begin{aligned} \overline{M}_\rho(X_1, \dots, X_n) = 0 &\Leftrightarrow X_i \text{ are independent,} \\ M_\rho(X_1, \dots, X_n) = 0 \text{ and } X_i \text{ are } (n-1)\text{-independent} &\Leftrightarrow X_i \text{ are independent,} \\ M_{m,\rho}(X_1, \dots, X_n) = 0 \text{ and } X_i \text{ are } (m-1)\text{-independent} &\Leftrightarrow X_i \text{ are } m\text{-independent,} \end{aligned}$$

where the random variables are called k -independent if any subfamily of $\{X_1, \dots, X_n\}$ with k elements is independent.

Thus distance multivariate can be used to characterize (in)dependence. Now, the beauty (practical utility) of this approach stems from the fact that for a sample $\mathbf{x}^{(1)}, \dots, \mathbf{x}^{(N)}$ of \mathbf{X} the sample distance multivariate has the following computationally feasible representation

$$\begin{aligned} {}^N M_{\rho_S}^2(\mathbf{x}^{(1)}, \dots, \mathbf{x}^{(N)}) &= \frac{1}{N^2} \sum_{j,k=1}^N \prod_{i \in S} (A_i)_{j,k} \\ \text{with } A_i &:= -C B_i C, \quad C := I - \frac{1}{N} \mathbf{1}, \quad B_i := \left(\psi_i \left(x_i^{(j)} - x_i^{(k)} \right) \right)_{j,k=1, \dots, N} \\ \text{where } \psi_i(x_i) &:= \int_{\mathbb{R}^{d_i}} 1 - \cos(x_i \cdot t_i) \rho_i(dt_i), \end{aligned} \quad (4.7)$$

i.e., it is the sum of all entries of the Hadamard product of the A_i , which are the doubly centered distance matrices for the distances induced by the continuous negative definite functions corresponding to the measures ρ_i . For further details see [6]. Moreover also for sample total- and sample m -multivariate computationally feasible representations are available. They are much faster than just summing up the corresponding sample multivariate, as (4.5) and (4.6) would suggest.

Remark 4.2 (Moment conditions). *Note that for statistical tests based on distance multivariate (see [7] and Remark 2.3. of [4]) the following integrability conditions are required for all $1 \leq i \leq n$*

$$\mathbb{E}(\psi_i(X_i)) < \infty \text{ and } \mathbb{E}((\log(1 + |X_i|^2))^{1+\varepsilon}) < \infty \text{ for some } \varepsilon > 0 \quad (4.8)$$

and the mixed moment condition

$$\mathbb{E}\left(\prod_{i=1}^n \psi_i(X_{k_i,i} - X'_{l_i,i})\right) < \infty \text{ for all } k_i, l_i \in \{0, 1\}, 1 \leq i \leq n, \quad (4.9)$$

where $\mathbf{X}_{1,\cdot}$ and $\mathbf{X}'_{1,\cdot}$ are independent and distributed as \mathbf{X} , and $X_{0,i}$ and $X'_{0,i}$ are independent (of the previous and for all i) and distributed as X_i .

A simple condition which implies (4.8) and (4.9) is

$$\mathbb{E}(|X_i|^{2n}) < \infty \text{ for } 1 \leq i \leq n,$$

which is, for example, trivially satisfied if the random variables are bounded.

For testing independence the distribution of ${}^N M_{\rho_S}(\mathbf{X}^{(1)}, \dots, \mathbf{X}^{(N)})$ (or of a transformation of it) under the hypothesis of independence (i.e., X_1, \dots, X_n are independent) has to be known or estimated, compare with [4, Sec. 4]. One approach is to use the conservative estimate (2.2) or our extension (2.1). We summarize the methods in Section 4.5.

In some settings it is useful to normalize the estimators such that the limit has unit expectation, this is called **normalized sample distance multivariate**. It is denoted by \mathcal{M} instead of M and it is obtained by replacing B_i in (4.7) by

$$\mathcal{B}_i := \frac{1}{\frac{1}{N^2} \sum_{j,k=1}^N \psi_i(x_i^{(j)} - x_i^{(k)})} B_i.$$

Furthermore, for **normalized total multivariate** and **normalized m -multivariate** the estimator is also scaled by $(2^n - n - 1)^{-1}$ and $\binom{n}{m}^{-1}$, respectively. For more details we refer to [4, Sec. 2].

Finally, note that distance multivariate and normalized distance multivariate are always translation invariant. Moreover, normalized distance multivariate is scale invariant if the measures ρ_i are such that the functions ψ_i given in (4.7) are of the form $\psi_i(x_i) = |x_i|$, see [4, Prop. 2.1 and Eq. (3.2)].

4.1 Limit of the raw estimators – $\sqrt{N} \cdot {}^N Z_S$

The following result simplifies the original representation obtained in [7, Eq. (4.20)] of the limit of the raw (i.e., without taking the norm) estimator $\sqrt{N} \cdot {}^N Z_S$. Based on it the moments of the limit distribution can be calculated directly, see Proposition 4.4.

Theorem 4.3. *Let X_1, \dots, X_n be independent satisfying (4.8), then ${}^N Z_S(t_S) = 0$ for $|S| = 1$, and for $|S| \geq 2$*

$$\sqrt{N} \cdot {}^N Z_S(t_S) \xrightarrow[N \rightarrow \infty]{d} \mathbb{G}_S(t_S) := \int \prod_{i \in S} (e^{i x_i \cdot t_i} - f_{X_i}(t_i)) d\mathbb{W}(\mathbf{F}_{\mathbf{X}}(x)), \quad (4.10)$$

where \mathbb{W} is a Brownian sheet indexed by $[0, 1]^n$ and $\mathbf{F}_{\mathbf{X}}(x) = (F_{X_1}(x_1), \dots, F_{X_n}(x_n))$.

Proof. The proof is similar to the beginning of the proof of [7, Thm. 4.6]. Let X_1, \dots, X_n be independent.

First recall a basic identity for products of differences

$$\prod_{i \in S} (a_i - b_i) = \sum_{R \subset S} (-1)^{|S| - |R|} \left(\prod_{i \in R} a_i \cdot \prod_{j \in S \setminus R} b_j \right). \quad (4.11)$$

Hence the independence of the X_j , $1 \leq j \leq n$, implies

$$\prod_{j \in S} (f_j(t_j) - {}^N f_j(t_j)) = \sum_{R \subset S} (-1)^{|S| - |R|} \left(f_R(t_R) \cdot \prod_{j \in S \setminus R} {}^N f_j(t_j) \right)$$

and (4.4) becomes

$$\begin{aligned} {}^N Z_S(t_S) &= \sum_{R \subset S} (-1)^{|S|-|R|} \left({}^N f_R(t_R) \cdot \prod_{j \in S \setminus R} {}^N f_j(t_j) \right) \\ &= \sum_{R \subset S} (-1)^{|S|-|R|} \left(({}^N f_R(t_R) - f_R(t_R)) \cdot \prod_{j \in S \setminus R} {}^N f_j(t_j) \right) + \prod_{j \in S} (f_j(t_j) - {}^N f_j(t_j)). \end{aligned}$$

Recall that in general for a distribution function G on \mathbb{R}^n and a function g on $\mathbb{R}^{|S|}$

$$\int_{\mathbb{R}^{|S|}} g(x_S) dG_S(x_S) = \int_{\mathbb{R}^n} g(x_S) dG(x).$$

Thus ${}^N f_S(t_S) - f_S(t_S) = \int e^{ix_S \cdot t_S} d({}^N F_{\mathbf{X}}(x) - F_{\mathbf{X}}(x))$ and by the central limit theorem

$$\sqrt{N} ({}^N F_{\mathbf{X}}(x) - F_{\mathbf{X}}(x)) \xrightarrow[N \rightarrow \infty]{d} Z \quad \text{where} \quad Z \sim N(0, F_{\mathbf{X}}(x)(1 - F_{\mathbf{X}}(x))).$$

To avoid confusion, note that $F_{\mathbf{X}}$ is the common distribution function, and this is different to the vector of the marginal distribution functions $\mathbf{F}_{\mathbf{X}}$. Furthermore, the independence implies $F_{\mathbf{X}} = \prod_{i=1}^n F_{X_i}$.

Extending the convergence to the sample paths (cf. [7, Equation (4.20)]) yields

$$\sqrt{N} \cdot {}^N Z_S(t_S) \xrightarrow[N \rightarrow \infty]{d} \sum_{R \subset S} (-1)^{|S|-|R|} \int e^{ix_R \cdot t_R} d\mathbb{B}(x) \prod_{j \in S \setminus R} f_{X_j}(t_j), \quad (4.12)$$

where \mathbb{B} is a Gaussian random field indexed by $\mathbb{R}^{d_1 + \dots + d_n}$ with $\mathbb{E}(\mathbb{B}(t)) = 0$ and

$$\mathbb{E}(\mathbb{B}(s)\mathbb{B}(t)) = \prod_{i=1}^n F_{X_i}(s_i \wedge t_i) - \prod_{i=1}^n F_{X_i}(s_i)F_{X_i}(t_i). \quad (4.13)$$

Using (4.11) again in (4.12) yields

$$\sqrt{N} \cdot {}^N Z_S(t_S) \xrightarrow[N \rightarrow \infty]{d} \int \prod_{i \in S} (e^{ix_i \cdot t_i} - f_{X_i}(t_i)) d\mathbb{B}(x).$$

Note that for a Brownian bridge $\tilde{\mathbb{B}}$ from 0 to 0 with multi-dimensional index set $[0, 1]^n$ one has $\mathbb{E}(\tilde{\mathbb{B}}(t)) = 0$ and $\mathbb{E}(\tilde{\mathbb{B}}(s)\tilde{\mathbb{B}}(t)) = \prod_{i=1}^n (s_i \wedge t_i) - \prod_{i=1}^n s_i t_i$ and thus

$$\mathbb{B}(\cdot) \stackrel{d}{=} \tilde{\mathbb{B}}(\mathbf{F}_{\mathbf{X}}(\cdot)),$$

since both sides are centered Gaussian random fields with identical covariance structure, hereto note that $F_{X_i}(s_i) \wedge F_{X_i}(t_i) = F_{X_i}(s_i \wedge t_i)$.

For clarification, note that one might be tempted to consider the alternative $\tilde{\mathbb{A}}(\mathbf{F}_{\mathbf{X}})$ where $\tilde{\mathbb{A}}$ is the classical Brownian bridge, i.e., it has the one-dimensional index set $[0, 1]$ and $\mathbb{E}(\tilde{\mathbb{A}}(s)\tilde{\mathbb{A}}(s')) = (s \wedge s') - ss'$. But note that in general $(\prod F_{X_i}(t_i)) \wedge (\prod F_{X_i}(t'_i)) \neq \prod (F_{X_i}(t_i) \wedge F_{X_i}(t'_i))$, and thus this would yield a different covariance than required by (4.13).

To continue the proof, recall that for a Brownian sheet \mathbb{W} indexed by $[0, 1]^n$ also

$$\left(\tilde{\mathbb{B}}(\tilde{t}) \right)_{\tilde{t} \in [0, 1]^n} \stackrel{d}{=} \left(\mathbb{W}(\tilde{t}) - \mathbb{W}(\mathbf{1}_n) \cdot \prod_{j=1}^n \tilde{t}_j \right)_{\tilde{t} \in [0, 1]^n}$$

holds, where $\mathbf{1}_n = (1, \dots, 1) \in \mathbb{R}^n$. Thus

$$\begin{aligned} \int \prod_{i \in S} (e^{ix_i \cdot t_i} - f_{X_i}(t_i)) d\mathbb{B}(x) &= \\ \int \prod_{i \in S} (e^{ix_i \cdot t_i} - f_{X_i}(t_i)) d\mathbb{W}(\mathbf{F}_{\mathbf{X}}(x)) - \mathbb{W}(\mathbf{1}_n) \int \prod_{i \in S} (e^{ix_i \cdot t_i} - f_{X_i}(t_i)) d\mathbf{F}_{\mathbf{X}}(x) \end{aligned}$$

and

$$\int \prod_{i \in S} (e^{ix_i \cdot t_i} - f_{X_i}(t_i)) d\mathbf{F}_{\mathbf{X}}(x) = \prod_{i \in S} \int (e^{ix_i \cdot t_i} - f_{X_i}(t_i)) dF_{X_i}(x_i) = 0$$

implies the result, (4.10). \square

As in (4.10) we set for $S \subset \{1, \dots, n\}$ with $|S| > 1$

$$\mathbb{G}_S(t_S) := \int \prod_{i \in S} (e^{ix_i \cdot t_i} - f_{X_i}(t_i)) d\mathbb{W}(\mathbf{F}_{\mathbf{X}}(x)).$$

The case $|S| = 1$ is excluded, since in this case the limit would be trivial and thus it differs from the function defined here.

Now we can calculate moments and properties of \mathbb{G}_S explicitly.

Proposition 4.4. *Let $S, R \subset \{1, \dots, n\}$ with $|S|, |R| > 1$. Then \mathbb{G}_S and \mathbb{G}_R are independent for $S \neq R$ and*

$$\mathbb{E}(\mathbb{G}_S(t_S)) = 0, \quad (4.14)$$

$$\mathbb{E}(\mathbb{G}_S(t_S) \overline{\mathbb{G}_S(t'_S)}) = \prod_{i \in S} (f_i(t_i - t'_i) - f_i(t_i)f_i(-t'_i)), \quad (4.15)$$

$$\mathbb{E}(\mathbb{G}_S(t_S) \mathbb{G}_S(t'_S)) = \prod_{i \in S} (f_i(t_i + t'_i) - f_i(t_i)f_i(t'_i)), \quad (4.16)$$

$$\mathbb{E}(\mathbb{G}_S(t_S) \overline{\mathbb{G}_S(t_S)}) = \prod_{i \in S} (1 - |f_i(t_i)|^2), \quad (4.17)$$

$$\begin{aligned} \mathbb{E}(\mathbb{G}_S(t_S) \overline{\mathbb{G}_S(t_S)} \mathbb{G}_S(t'_S) \overline{\mathbb{G}_S(t'_S)}) &= \prod_{i \in S} (1 - |f_i(t_i)|^2) \cdot \prod_{i \in S} (1 - |f_i(t'_i)|^2) \\ &\quad + \prod_{i \in S} |f_i(t_i + t'_i) - f_i(t_i)f_i(t'_i)|^2 \\ &\quad + \prod_{i \in S} |f_i(t_i - t'_i) - f_i(t_i)f_i(-t'_i)|^2. \end{aligned} \quad (4.18)$$

Proof. Note that also the results of Section 3 yield such representations. Thus we sketch here only an alternative derivation of some of the statements using the explicit representation obtained in Theorem 4.3.

Recall the Itô isometry for a Brownian sheet \mathbb{W} (e.g. [22, Equation (1)]) for two functions f, g on \mathbb{R}^n :

$$\mathbb{E} \left(\int_{[0,1]^n} f(x) d\mathbb{W}(x) \cdot \int_{[0,1]^n} g(x) d\mathbb{W}(x) \right) = \int_{[0,1]^n} f(x)g(x) dx.$$

Thus for two functions f, g on $\mathbb{R}^{\sum d_i}$ and independent X_1, \dots, X_n :

$$\mathbb{E} \left(\int f(x) d\mathbb{W}(\mathbf{F}_{\mathbf{X}}(x)) \cdot \int g(x) d\mathbb{W}(\mathbf{F}_{\mathbf{X}}(x)) \right) = \int f(x)g(x) dF_{\mathbf{X}}(x),$$

where $dF_{\mathbf{X}} = d\mathbf{F}_{\mathbf{X}}$ due to the independence. This implies

$$\begin{aligned} \mathbb{E}(\mathbb{G}_S(t_S) \overline{\mathbb{G}_R(t'_R)}) &= \mathbb{E} \left[\int \prod_{i \in S} (e^{ix_i \cdot t_i} - f_{X_i}(t_i)) d\mathbb{W}(\mathbf{F}_{\mathbf{X}}(x)) \overline{\int \prod_{i \in R} (e^{ix_i \cdot t'_i} - f_{X_i}(t'_i)) d\mathbb{W}(\mathbf{F}_{\mathbf{X}}(x))} \right] \\ &= \int \prod_{i \in S} (e^{ix_i \cdot t_i} - f_{X_i}(t_i)) \cdot \prod_{i \in R} (e^{-ix_i \cdot t'_i} - f_{X_i}(-t'_i)) dF_S(x_S) \\ &= \begin{cases} 0 & \text{for } S \neq R, \\ \prod_{i \in S} (f_i(t_i - t'_i) - f_i(t_i)f_i(-t'_i)) & \text{for } S = R. \end{cases} \end{aligned}$$

Analogously, (4.16) is proved. Thus for $S \neq R$ the random variables \mathbb{G}_S and \mathbb{G}_R are uncorrelated and they are jointly Gaussian. Therefore they are independent. \square

4.2 Limit of (scaled) sample distance multivariate – $N \cdot {}^N M_{\rho_S}^2$

Next we can derive a new representation of the $L^2(\rho_S)$ -norm of the random field \mathbb{G}_S .

Proposition 4.5. *Let \mathbb{G}_S be the random field defined in (4.10). Then*

$$\|\mathbb{G}_S\|_{\rho_S}^2 = \int \int \prod_{i \in S} \Psi_i(x_i, y_i) d\mathbb{W}(\mathbf{F}_{\mathbf{X}}(x)) d\mathbb{W}(\mathbf{F}_{\mathbf{X}}(y))$$

with

$$\Psi_i(x_i, y_i) = -\psi_i(x_i - y_i) + \mathbb{E}(\psi_i(X_i - y_i)) + \mathbb{E}(\psi_i(x_i - X'_i)) - \mathbb{E}(\psi_i(X_i - X'_i)), \quad (4.19)$$

where (X'_1, \dots, X'_n) is an independent copy of (X_1, \dots, X_n) and the X_i are independent. Here \mathbb{W} and $\mathbf{F}_{\mathbf{X}}$ are as in Theorem 4.3.

Remark 4.6. *For the application of distance multivariate in independence testing it is fundamental to note that*

$$N \cdot {}^N M_{\rho_S}^2(\mathbf{X}^{(1)}, \dots, \mathbf{X}^{(N)}) \xrightarrow[N \rightarrow \infty]{d} \|\mathbb{G}_S\|_{\rho_S}^2$$

for independent X_1, \dots, X_n . This statement is a non-trivial consequence (see [7, Theorem 4.6]) of the convergence noted in Theorem 4.3.

Proof of Proposition 4.5. Note that due to the symmetry of ρ_i

$$\begin{aligned} \int 1 - e^{ix_i \cdot t_i} \rho_i(dt_i) &= \int 1 - e^{-ix_i \cdot t_i} \rho_i(dt_i) = \frac{1}{2} \int 2 - e^{ix_i \cdot t_i} - e^{-ix_i \cdot t_i} \rho_i(dt_i) \\ &= \int 1 - \cos(x_i \cdot t_i) \rho_i(dt_i) = \psi_i(x_i), \end{aligned}$$

as well as,

$$\begin{aligned} \int (e^{ix_i \cdot t_i} - f_{X_i}(t_i)) (e^{-iy_i \cdot t_i} - f_{X_i}(-t_i)) \rho_i(dt_i) &= \int (e^{-ix_i \cdot t_i} - f_{X_i}(-t_i)) (e^{iy_i \cdot t_i} - f_{X_i}(t_i)) \rho_i(dt_i) \\ &= \int \overline{(e^{ix_i \cdot t_i} - f_{X_i}(t_i)) (e^{-iy_i \cdot t_i} - f_{X_i}(-t_i))} \rho_i(dt_i). \end{aligned}$$

Hence, we find

$$\begin{aligned}
& \int (e^{ix_i \cdot t_i} - f_{X_i}(t_i))(e^{-iy_i \cdot t_i} - f_{X_i}(-t_i)) \rho_i(dt_i) = \int \operatorname{Re} \left[(e^{ix_i \cdot t_i} - f_{X_i}(t_i))(e^{-iy_i \cdot t_i} - f_{X_i}(-t_i)) \right] \rho_i(dt_i) \\
& = \iiint \operatorname{Re} \left[(e^{ix_i \cdot t_i} - e^{iu_i \cdot t_i})(e^{-iy_i \cdot t_i} - e^{-iv_i \cdot t_i}) \right] dF_{X_i}(u_i) dF_{X_i}(v_i) \rho_i(dt_i) \\
& = \iiint [\cos((x_i - y_i) \cdot t_i) - \cos((x_i - v_i) \cdot t_i) \\
& \quad - \cos((u_i - y_i) \cdot t_i) + \cos((u_i - v_i) \cdot t_i)] dF_{X_i}(u_i) dF_{X_i}(v_i) \rho_i(dt_i) \\
& \stackrel{(*)}{=} \iiint [\cos((x_i - y_i) \cdot t_i) - 1 + 1 - \cos((x_i - v_i) \cdot t_i) \\
& \quad - \cos((u_i - y_i) \cdot t_i) + 1 - 1 + \cos((u_i - v_i) \cdot t_i)] \rho_i(dt_i) dF_{X_i}(u_i) dF_{X_i}(v_i) \\
& = -\psi_i(x_i - y_i) + \mathbb{E}(\psi_i(X_i - y_i)) + \mathbb{E}(\psi_i(x_i - X'_i)) - \mathbb{E}(\psi_i(X_i - X'_i)).
\end{aligned}$$

The moment condition (4.8) allows to apply Fubini's theorem in the penultimate step (*) since

$$\begin{aligned}
& \iiint |\cos((x_i - y_i) \cdot t_i) - \cos((x_i - v_i) \cdot t_i) \\
& \quad - \cos((u_i - y_i) \cdot t_i) + \cos((u_i - v_i) \cdot t_i)| \rho_i(dt_i) dF_{X_i}(u_i) dF_{X_i}(v_i) \\
& \leq \iiint (|\cos((x_i - y_i) \cdot t_i) - 1| + |1 - \cos((x_i - v_i) \cdot t_i)| \\
& \quad + |1 - \cos((u_i - y_i) \cdot t_i)| + |\cos((u_i - v_i) \cdot t_i) - 1|) \rho_i(dt_i) dF_{X_i}(u_i) dF_{X_i}(v_i) \\
& = \iiint (1 - \cos((x_i - y_i) \cdot t_i) + 1 - \cos((x_i - v_i) \cdot t_i) \\
& \quad + 1 - \cos((u_i - y_i) \cdot t_i) + 1 - \cos((u_i - v_i) \cdot t_i)) \rho_i(dt_i) dF_{X_i}(u_i) dF_{X_i}(v_i) \\
& = \psi_i(x_i - y_i) + \int \psi_i(x_i - v_i) dF_{X_i}(v_i) + \int \psi_i(u_i - y_i) dF_{X_i}(u_i) \\
& \quad + \int \psi_i(u_i - v_i) dF_{X_i}(u_i) dF_{X_i}(v_i) \\
& \leq \psi_i(x_i - y_i) + 2\psi_i(x_i) + 4 \int \psi_i(v_i) dF_{X_i}(v_i) + 2\psi_i(y_i) + 4 \int \psi_i(u) dF_{X_i}(u_i) \\
& = \psi_i(x_i - y_i) + 2\psi_i(x_i) + 2\psi_i(y_i) + 8\mathbb{E}(\psi_i(X_i)) < \infty,
\end{aligned}$$

where we used the inequality $\psi_i(x + y) \leq 2\psi_i(x) + 2\psi_i(y)$ (a direct consequence of, e.g., [3, Prop. 4.3.3])

for the negative definite function ψ_i in the penultimate line. Thus,

$$\begin{aligned}
\|\mathbb{G}_S\|^2 &= \int \left| \int \prod_{i \in S} (e^{ix_i \cdot t_i} - f_{X_i}(t_i)) d\mathbb{W}(\mathbf{F}_\mathbf{X}(x)) \right|^2 \rho(dt) \\
&= \int \left[\int \prod_{i \in S} (e^{ix_i \cdot t_i} - f_{X_i}(t_i)) d\mathbb{W}(\mathbf{F}_\mathbf{X}(x)) \right] \cdot \left[\int \prod_{i \in S} (e^{-iy_i \cdot t_i} - f_{X_i}(-t_i)) d\mathbb{W}(\mathbf{F}_\mathbf{X}(y)) \right] \rho(dt) \\
&= \int \int \prod_{i \in S} [(e^{ix_i \cdot t_i} - f_{X_i}(t_i)) \cdot (e^{-iy_i \cdot t_i} - f_{X_i}(-t_i))] \rho(dt) d\mathbb{W}(\mathbf{F}_\mathbf{X}(x)) d\mathbb{W}(\mathbf{F}_\mathbf{X}(y)) \\
&= \int \int \prod_{i \in S} \int [(e^{ix_i \cdot t_i} - f_{X_i}(t_i)) \cdot (e^{-iy_i \cdot t_i} - f_{X_i}(-t_i))] \rho_i(dt_i) d\mathbb{W}(\mathbf{F}_\mathbf{X}(x)) d\mathbb{W}(\mathbf{F}_\mathbf{X}(y)) \\
&= \int \int \prod_{i \in S} \left[-\psi_i(x_i - y_i) + \mathbb{E}(\psi_i(X_i - y_i)) + \mathbb{E}(\psi_i(x_i - X'_i)) \right. \\
&\quad \left. - \mathbb{E}(\psi_i(X_i - X'_i)) \right] d\mathbb{W}(\mathbf{F}_\mathbf{X}(x)) d\mathbb{W}(\mathbf{F}_\mathbf{X}(y)) \\
&= \int \int \prod_{i \in S} \Psi_i(x_i, y_i) d\mathbb{W}(\mathbf{F}_\mathbf{X}(x)) d\mathbb{W}(\mathbf{F}_\mathbf{X}(y)). \quad \square
\end{aligned}$$

Furthermore, the moments can be calculated directly (which might become quite technical) or using the results of Section 3.

Corollary 4.7. *The moments of the $L^2(\rho)$ -norm of \mathbb{G}_S defined in (4.10) are given by*

$$\begin{aligned}
\mathbb{E}(\|\mathbb{G}_S\|_{\rho_S}^2) &= \mu_S^{(1)} \\
\mathbb{V}(\|\mathbb{G}_S\|_{\rho_S}^2) &= \mathbb{E}((\|\mathbb{G}_S\|_{\rho_S}^2 - \mu_S^{(1)})^2) = 2\mu_S^{(2)} \\
\mathbb{E}((\|\mathbb{G}_S\|_{\rho_S}^2 - \mu_S^{(1)})^3) &= 8\mu_S^{(3)} \\
\text{skew}(\|\mathbb{G}_S\|_{\rho_S}^2) &= \frac{8\mu_S^{(3)}}{(2\mu_S^{(2)})^{\frac{3}{2}}} = \frac{4\mu_S^{(3)}}{\sqrt{2}(\mu_S^{(2)})^{\frac{3}{2}}} \\
\mathbb{E}((\|\mathbb{G}_S\|_{\rho_S}^2 - \mu_S^{(1)})^4) &= 48\mu_S^{(4)} + 12(\mu_S^{(2)})^2 \\
\text{exkurt}(\|\mathbb{G}_S\|_{\rho_S}^2) &= \frac{48\mu_S^{(4)} + 12(\mu_S^{(2)})^2}{(2\mu_S^{(2)})^2} - 3 = 12 \frac{\mu_S^{(4)}}{(\mu_S^{(2)})^2},
\end{aligned}$$

with

$$\mu_S^{(k)} = \prod_{i \in S} \mu_i^{(k)}$$

and

$$\mu_i^{(k)} = \int \cdots \int \prod_{j=1}^{k-1} K_i(t_i^{(k-j+1)}, t_i^{(k-j)}) \cdot K_i(t_i^{(1)}, t_i^{(k)}) \rho_i(dt_i^{(1)}) \cdots \rho_i(dt_i^{(k)}) \quad (4.20)$$

and

$$K_i(s_i, t_i) := f_i(s_i - t_i) - f_i(s_i)f_i(-t_i) \text{ for } s_i, t_i \in \mathbb{R}^{d_i} \text{ and } 1 \leq i \leq n.$$

To use the above we need to analyze the $\mu_i^{(k)}$, which will be done in the next section. Before we want to point out some related facts.

Remark 4.8. 1. Note that

$$\mathbb{E}(\|\mathbb{G}_S\|_{\rho_S}^2) = \prod_{i \in S} \mathbb{E}(\psi_i(X_i - X'_i)) \quad (4.21)$$

$$\mathbb{E}(\|\mathbb{G}_S\|_{\rho_S}^4) = \prod_{i \in S} [\mathbb{E}(\psi_i(X_i - X'_i))]^2 + 2 \prod_{i \in S} M_{\rho_i \otimes \rho_i}^2(X_i, X_i) \quad (4.22)$$

$$\mathbb{V}(\|\mathbb{G}_S\|_{\rho_S}^2) = 2 \prod_{i \in S} M_{\rho_i \otimes \rho_i}^2(X_i, X_i), \quad (4.23)$$

where

$$\begin{aligned} M_{\rho_i \otimes \rho_i}^2(X_i, X_i) &= \int \int |\mathbb{E}((e^{iX_i \cdot s_i} - f_{X_i}(s_i))(e^{iX_i \cdot t_i} - f_{X_i}(t_i)))|^2 \rho_i(ds_i) \rho_i(dt_i) \\ &= \int \int |f_i(s_i + t_i) - f_i(s_i)f_i(t_i)|^2 \rho_i(ds_i) \rho_i(dt_i). \end{aligned}$$

2. If $\|\mathbb{G}_S\|_{\rho_S}^2$ is normalized by its expectation the skewness and excess-kurtosis are unaltered and

$$\mathbb{E}\left(\frac{\|\mathbb{G}_S\|_{\rho_S}^2}{\mu_S^{(1)}}\right) = 1 \quad \text{and} \quad \mathbb{V}\left(\frac{\|\mathbb{G}_S\|_{\rho_S}^2}{\mu_S^{(1)}}\right) = 2 \frac{\mu_S^{(2)}}{(\mu_S^{(1)})^2}.$$

4.2.1 Moments of the limit distribution – $\mu_i^{(k)}$

In this section we consider the $\mu_i^{(k)}$ defined in (4.20) for one fixed i and drop the subscript i for readability up to Corollary 4.12. Thus we have a random variable X and independent copies of it denoted by X', X'', X''', X'''' , a symmetric measure ρ satisfying $\int 1 \wedge |t|^2 \rho(dt) < \infty$ and $\psi(x) := \int 1 - \cos(x \cdot t) \rho(dt)$.

Lemma 4.9. The $\mu^{(k)}$ given in (4.20) have the following representations

$$\begin{aligned} \mu^{(1)} &= \mathbb{E}(\psi(X - X')), \\ \mu^{(2)} &= \mathbb{E}(\psi(X - X')\psi(X' - X)) - 2\mathbb{E}(\psi(X - X')\psi(X' - X'')) + [\mathbb{E}(\psi(X - X'))]^2, \\ \mu^{(3)} &= -\mathbb{E}(\psi(X - X')\psi(X' - X'')\psi(X'' - X)) + 3\mathbb{E}(\psi(X - X')\psi(X' - X'')\psi(X'' - X''')) \\ &\quad - 3\mathbb{E}(\psi(X - X')\psi(X' - X''))\mathbb{E}(\psi(X - X')) + [\mathbb{E}(\psi(X - X'))]^3, \\ \mu^{(4)} &= \mathbb{E}(\psi(X - X')\psi(X' - X'')\psi(X'' - X''')\psi(X''' - X)) \\ &\quad - 4\mathbb{E}(\psi(X - X')\psi(X' - X'')\psi(X'' - X''')\psi(X''' - X''')) \\ &\quad + 4\mathbb{E}(\psi(X - X')\psi(X' - X'')\psi(X'' - X'''))\mathbb{E}(\psi(X - X')) \\ &\quad + 2[\mathbb{E}(\psi(X - X')\psi(X' - X''))]^2 \\ &\quad - 4\mathbb{E}(\psi(X - X')\psi(X' - X''))[\mathbb{E}(\psi(X - X'))]^2 + [\mathbb{E}(\psi(X - X'))]^4. \end{aligned}$$

Proof. The representation of $\mu^{(1)}$ follows by (4.21).

Note that by (4.23) and [6, Equation (3.9)]

$$\mu^{(2)} = M_{\rho \otimes \rho}^2(X, X) = \mathbb{E}(\psi(X - X')\psi(X' - X)) - 2\mathbb{E}(\psi(X - X')\psi(X' - X'')) + [\mathbb{E}(\psi(X - X'))]^2.$$

By (3.12)

$$\begin{aligned} \mu^{(3)} &= \int K(s, t)K(t, r)K(r, s) \rho(ds)\rho(dt)\rho(dr) \\ &= \int [f(s - t) - f(s)\overline{f(t)}] \cdot [f(t - r) - f(t)\overline{f(r)}] \cdot [f(r - s) - f(r)\overline{f(s)}] \rho(ds)\rho(dt)\rho(dr). \end{aligned}$$

Expanding the product and using the symmetry (i.e., that s, t, r can be interchanged) yields

$$\begin{aligned} \mu^{(3)} = \int & f(s-t)f(t-r)f(r-s) - 3f(s-t)f(t-r)f(r)\overline{f(s)} \\ & + 3f(s-t)f(t)\overline{f(s)}|f(r)|^2 - |f(s)f(t)f(r)|^2 \rho(ds)\rho(dt)\rho(dr). \end{aligned}$$

If X, X', X'', X''' are independent and identically distributed then the terms of the integrand can be rewritten as

$$\begin{aligned} f(s-t)f(t-r)f(r-s) &= \mathbb{E} \left(e^{is \cdot (X-X')} e^{it \cdot (X'-X'')} e^{ir \cdot (X''-X)} \right) \\ f(s-t)f(t-r)f(r)\overline{f(s)} &= \mathbb{E} \left(e^{is \cdot (X-X')} e^{it \cdot (X'-X'')} e^{ir \cdot (X''-X''')} \right) \\ f(s-t)f(t)\overline{f(s)}|f(r)|^2 &= \mathbb{E} \left(e^{is \cdot (X-X')} e^{it \cdot (X'-X'')} \right) \mathbb{E} \left(e^{ir \cdot (X-X')} \right) \\ |f(s)f(t)f(r)|^2 &= \mathbb{E} \left(e^{is \cdot (X-X')} \right) \mathbb{E} \left(e^{it \cdot (X-X')} \right) \mathbb{E} \left(e^{ir \cdot (X-X')} \right). \end{aligned}$$

Interchanging the order of integration, expanding the products and collecting the terms yields

$$\begin{aligned} \mu^{(3)} = & -\mathbb{E}(\psi(X-X')\psi(X'-X'')\psi(X''-X)) + 3\mathbb{E}(\psi(X-X')\psi(X'-X'')\psi(X''-X''')) \\ & - 3\mathbb{E}(\psi(X-X')\psi(X'-X''))\mathbb{E}(\psi(X-X')) + [\mathbb{E}(\psi(X-X'))]^3. \end{aligned} \quad (4.24)$$

By an analogous (but longer) calculation one gets the representation of $\mu^{(4)}$. \square

The estimation of these $\mu_i^{(k)}$ is straightforward by the law of large numbers for V-statistics.

Theorem 4.10. *Let $x = (x^{(1)}, \dots, x^{(N)})$ be a sample of X and set $B := (\psi(x^{(j)} - x^{(k)}))_{j,k=1,\dots,N}$ then*

$$m := \frac{1}{N^2}|B| \xrightarrow{N \rightarrow \infty} \mu^{(1)}, \quad (4.25)$$

$$\frac{1}{N^2}|B \circ B| - \frac{2}{N^3}|B^2| + m^2 \xrightarrow{N \rightarrow \infty} \mu^{(2)}, \quad (4.26)$$

$$-\frac{1}{N^3}|B^2 \circ B| + \frac{3}{N^4}|B^3| - \frac{3}{N^3}|B^2|m + m^3 \xrightarrow{N \rightarrow \infty} \mu^{(3)}, \quad (4.27)$$

$$\frac{1}{N^4}|B^3 \circ B| - \frac{4}{N^5}|B^4| + \frac{4}{N^4}|B^3|m + 2 \left[\frac{1}{N^3}|B^2| \right]^2 - \frac{4}{N^3}|B^2|m^2 + m^4 \xrightarrow{N \rightarrow \infty} \mu^{(4)}, \quad (4.28)$$

where \circ denotes the Hadamard product and for a matrix A the sum of the absolute values of its entries is denoted by $|A|$. (But note that here all matrices have always non-negative values anyway.)

Remark 4.11. *The estimator for $\mu^{(2)}$ is nothing but the estimator of $M(X, X)$, i.e.,*

$$^n M(X, X) = \frac{1}{N^2} \left| \left[\left(I - \frac{1}{N} \mathbf{1} \right) B \left(I - \frac{1}{N} \mathbf{1} \right) \right] \circ \left[\left(I - \frac{1}{N} \mathbf{1} \right) B \left(I - \frac{1}{N} \mathbf{1} \right) \right] \right|.$$

Proof of Theorem 4.10. To estimate $\mu^{(k)}$ note that by the strong law of large numbers for V-statistics

$$\frac{1}{N^{p+1}} \sum_{k_1, \dots, k_{p+1}=1}^N \prod_{j=1}^p \psi(X^{(k_j)} - X^{(k_{j+1})}) \xrightarrow{N \rightarrow \infty} \mathbb{E} \left(\prod_{j=1}^p \psi(X^{(j)} - X^{(j+1)}) \right)$$

and for $p > 1$

$$\frac{1}{N^p} \sum_{k_1, \dots, k_p=1}^N \psi(X^{(k_p)} - X^{(k_1)}) \prod_{j=1}^{p-1} \psi(X^{(k_j)} - X^{(k_{j+1})}) \xrightarrow{N \rightarrow \infty} \mathbb{E} \left(\psi(X^{(p)} - X^{(1)}) \prod_{j=1}^{p-1} \psi(X^{(j)} - X^{(j+1)}) \right).$$

Thus, given a sample $x = (x^{(1)}, \dots, x^{(k)})$ and setting $B := (\psi(x^{(i)} - x^{(k)}))_{i,k=1,\dots,N}$ yields (just recall that $(C \cdot D)_{k,i} = \sum_j c_{k,j} d_{j,i}$)

$$\sum_{k_1, \dots, k_{p+1}=1}^N \prod_{j=1}^p \psi(x^{(k_j)} - x^{(k_{j+1})}) = |B^p|,$$

$$\sum_{k_1, \dots, k_p=1}^N \psi(x^{(k_p)} - x^{(k_1)}) \prod_{j=1}^{p-1} \psi(x^{(k_j)} - x^{(k_{j+1})}) = |B^{p-1} \circ B|.$$

Now using these approximations for each of the summands in the representations given in Lemma 4.9 yield the estimators. \square

Putting Corollary 4.7 and Theorem 4.10 together yields the key result.

Corollary 4.12. *Let $(\mathbf{x}^{(1)}, \dots, \mathbf{x}^{(N)})$ be samples of (X_1, \dots, X_n) (with possibly dependent components!), $S \subset \{1, \dots, n\}$ with $|S| \geq 2$ and let $\|\mathbb{G}\|_{\rho_S}^2$ be the distributional limit of the test statistic $N \cdot {}^N M_{\rho_S}^2$ under the hypothesis of independence. Then*

$$\begin{aligned} {}^N \mu_S^{(1)} &\xrightarrow{N \rightarrow \infty} \mathbb{E}(\|\mathbb{G}\|_{\rho_S}^2), \\ 2 \cdot {}^N \mu_S^{(2)} &\xrightarrow{N \rightarrow \infty} \mathbb{V}(\|\mathbb{G}\|_{\rho_S}^2), \\ 8 \cdot {}^N \mu_S^{(3)} &\xrightarrow{N \rightarrow \infty} \mathbb{E}[(\|\mathbb{G}\|_{\rho_S}^2 - \mathbb{E}(\|\mathbb{G}\|_{\rho_S}^2))^3], \\ 48 \cdot {}^N \mu_S^{(4)} + 12 \cdot ({}^N \mu_S^{(2)})^2 &\xrightarrow{N \rightarrow \infty} \mathbb{E}[(\|\mathbb{G}\|_{\rho_S}^2 - \mathbb{E}(\|\mathbb{G}\|_{\rho_S}^2))^4], \end{aligned}$$

where ${}^N \mu_S^{(k)} := \prod_{i \in S} {}^N \mu_i^{(k)}$, and

$${}^N \mu_i^{(1)} := \frac{1}{N^2} |B_i|, \quad (4.29)$$

$${}^N \mu_i^{(2)} := \frac{1}{N^2} |B_i \circ B_i| - \frac{2}{N^3} |B_i^2| + \frac{1}{N^4} |B_i|^2, \quad (4.30)$$

$${}^N \mu_i^{(3)} := -\frac{1}{N^3} |B_i^2 \circ B_i| + \frac{3}{N^4} |B_i^3| - \frac{3}{N^3} |B_i^2| \frac{1}{N^2} |B_i| + \frac{1}{N^6} |B_i|^3, \quad (4.31)$$

$${}^N \mu_i^{(4)} := \frac{1}{N^4} |B_i^3 \circ B_i| - \frac{4}{N^5} |B_i^4| + \frac{4}{N^4} |B_i^3| \frac{1}{N^2} |B_i| + 2 \left[\frac{1}{N^3} |B_i^2| \right]^2 - \frac{4}{N^3} |B_i^2| \frac{1}{N^4} |B_i|^2 + \frac{1}{N^8} |B_i|^4, \quad (4.32)$$

with $B_i := (\psi_i(x_i^{(l)} - x_i^{(k)}))_{l,k=1,\dots,N}$ and ψ_i is given in (4.7). As before $|A| := \sum_{l,k=1}^N |a_{l,k}|$.

Remark 4.13. *Based on the given estimators the corresponding unbiased estimators can also be calculated, we require these for $\mu_i^{(1)}$, $\mu_i^{(2)}$ and $\mu_i^{(3)}$ (cf. Section 4.5). For $\mu_i^{(1)}$ the unbiased estimator is*

$$\frac{1}{N(N-1)} |B_i| \xrightarrow{N \rightarrow \infty} \mu_i^{(1)}.$$

Moreover, the following estimators are unbiased by direct calculations

$${}^N b_i := \frac{1}{N(N-1)} |B_i \circ B_i| \xrightarrow{N \rightarrow \infty} b_i := \mathbb{E}(\psi_i(X_i - X_i')^2), \quad (4.33)$$

$${}^N c_i := \frac{1}{N(N-1)(N-2)} (|B_i^2| - |B_i \circ B_i|) \xrightarrow{N \rightarrow \infty} c_i := \mathbb{E}(\psi_i(X_i - X_i') \psi_i(X_i' - X_i'')), \quad (4.34)$$

$${}^N d_i := \frac{1}{N(N-1)(N-2)(N-3)} (|B_i|^2 + 2|B_i \circ B_i| - 4|B_i^2|) \xrightarrow{N \rightarrow \infty} d_i := [\mathbb{E}(\psi_i(X_i - X_i'))]^2. \quad (4.35)$$

Thus using the representation obtained in Lemma 4.9 the unbiased estimator for $\mu_i^{(2)}$ is

$${}^Nb_i - 2 \cdot {}^Nc_i + {}^Nd_i \xrightarrow{N \rightarrow \infty} \mu_i^{(2)}.$$

Straightforward, but more tedious computations (see Section 6.2 in the Appendix), give unbiased estimators for the representation (4.24). Setting $e_i := \mathbb{E}(\psi_i(X_i - X'_i)\psi_i(X'_i - X''_i)\psi_i(X''_i - X_i))$ and $f_i := \mathbb{E}(\psi_i(X_i - X'_i)\psi_i(X'_i - X''_i)\psi_i(X''_i - X'''_i))$ one obtains

$${}^Ne_i := \frac{1}{N(N-1)(N-2)} |B_i^2 \circ B_i| \xrightarrow{N \rightarrow \infty} e_i, \quad (4.36)$$

$$\begin{aligned} {}^Nf_i &:= \frac{1}{N(N-1)(N-2)(N-3)} (|B_i^3| - |B_i^2 \circ B_i| \\ &\quad - 2|(B_i \circ B_i) \cdot B_i| + |B_i \circ B_i \circ B_i|) \xrightarrow{N \rightarrow \infty} f_i, \end{aligned} \quad (4.37)$$

$$\begin{aligned} {}^Ny_i &:= \frac{(N-5)!}{N!} (|B_i^2| \cdot |B_i| - |B_i \circ B_i| \cdot |B_i| \\ &\quad - 2|\text{cs}(B_i) \circ \text{cs}(B_i) \circ \text{cs}(B_i)| - 4|B_i \circ B_i \circ B_i| \\ &\quad - 4|B_i^3| + 2|B_i^2 \circ B_i| + 10|(B_i \circ B_i) \cdot B_i|) \xrightarrow{N \rightarrow \infty} m_i \cdot c_i, \end{aligned} \quad (4.38)$$

$$\begin{aligned} {}^Nu_i &:= \frac{(N-6)!}{N!} (|B_i|^3 + 16|B_i \circ B_i \circ B_i| - 48|(B_i \circ B_i) \cdot B_i| \\ &\quad - 8|B_i^2 \circ B_i| + 6|B_i| \cdot |B_i \circ B_i| + 24|B_i^3| \\ &\quad + 16|\text{cs}(B_i) \circ \text{cs}(B_i) \circ \text{cs}(B_i)| - 12|B_i^2| \cdot |B_i|) \xrightarrow{N \rightarrow \infty} m_i^3, \end{aligned} \quad (4.39)$$

where $\text{cs}(A)$ denotes the vector of the column sums $\sum_{k=1}^N A_{j,k}$, $1 \leq j \leq N$, of a matrix A .

Thus the unbiased estimator for $\mu_i^{(3)}$ is

$$-1 \cdot {}^Ne_i + 3 \cdot {}^Nf_i - 3 \cdot {}^Ny_i + {}^Nu_i \xrightarrow{N \rightarrow \infty} \mu_i^{(3)}.$$

4.3 Moments of the finite sample distribution

In practice one never has an infinite sample, thus in fact not the limiting distribution but the finite sample distribution is relevant. For sample distance multivariate we show in the following that one can calculate (and estimate) the moments of the finite sample distribution. In general these moments can differ considerably from the limiting moments, cf. Example 5.5. Thus the use of these moments in the quadratic form estimates provides better (e.g., closer to the nominal size) tests than using the limit moments. But note that especially for very small sample sizes (the mythical $N < 30$) the use of the central limit theorem is doubtful, i.e., the distribution of sample distance multivariate might not yet be close to that of a Gaussian quadratic form (see Example 5.8).

In order to analyze the finite sample distribution we denote by ${}^N\Psi_i$ the empirical approximation to Ψ_i defined in (4.19), i.e.,

$$\begin{aligned} {}^N\Psi_i(x_i^{(j)}, x_i^{(k)}) &:= {}^N\Psi_i(x_i^{(j)}, x_i^{(k)}; \mathbf{x}^{(1)}, \dots, \mathbf{x}^{(N)}) := \\ &\quad - \psi_i(x_i^{(j)} - x_i^{(k)}) + \frac{1}{N} \sum_{l=1}^N \psi_i(x_i^{(j)} - x_i^{(l)}) + \frac{1}{N} \sum_{m=1}^N \psi_i(x_i^{(m)} - x_i^{(k)}) - \frac{1}{N^2} \sum_{m,l=1}^N \psi_i(x_i^{(m)} - x_i^{(l)}). \end{aligned} \quad (4.40)$$

Then by [7, Eqs. (4.3), (4.4)], or directly by noting that ${}^N\Psi_i(x_i^{(j)}, x_i^{(k)}) = (A_i)_{jk}$ with A_i given in (4.7), sample distance multivariate has the representation

$${}^NM^2(\mathbf{x}^{(1)}, \dots, \mathbf{x}^{(N)}) = \frac{1}{N^2} \sum_{j,k=1}^N \prod_{i=1}^n {}^N\Psi_i(x_i^{(j)}, x_i^{(k)}).$$

Based on this one can calculate (under the hypothesis of independence) the expectation of the test statistic $N \cdot {}^N M^2$ and (with a lot of effort) also the variance.

Theorem 4.14. *Let X_1, \dots, X_n be independent. Then*

$$\mathbb{E}(N \cdot {}^N M^2(\mathbf{X}^{(1)}, \dots, \mathbf{X}^{(N)})) = \frac{(N-1)^n + (-1)^n(N-1)}{N^n} \prod_{i=1}^n \mathbb{E}(\psi_i(X_i - X'_i)) \quad (4.41)$$

$$= \prod_{i=1}^n \left[\left(1 - \frac{1}{N}\right) \mu_i^{(1)} \right] + (N-1) \prod_{i=1}^n \left[\left(-\frac{1}{N}\right) \mu_i^{(1)} \right] \quad (4.42)$$

$$\mathbb{E}([N \cdot {}^N M^2(\mathbf{X}^{(1)}, \dots, \mathbf{X}^{(N)})]^2) = \frac{1}{N^2} \sum_{k=1}^7 C(N, k) \prod_{i=1}^n \left[\frac{b(N, k)b_i + c(N, k)c_i + d(N, k)d_i}{N^4} \right] \quad (4.43)$$

where $b_i := \mathbb{E}(\psi_i(X_i - X'_i)^2)$, $c_i := \mathbb{E}(\psi_i(X_i - X'_i)\psi_i(X'_i - X''_i))$, $d_i := [\mathbb{E}(\psi_i(X_i - X'_i))]^2$ and the coefficients $C(\cdot, \cdot)$, $b(\cdot, \cdot)$, $c(\cdot, \cdot)$, $d(\cdot, \cdot)$ are given in Table 1 on page 36.

Remark 4.15. 1. Note that if $\mu_i^{(1)}$ is approximated by its unbiased estimator $\frac{1}{N(N-1)}|B_i|$ given in Remark 4.13 then $(1 - \frac{1}{N})$ times this estimator becomes the biased estimator of $\mu_i^{(1)}$ given in Theorem 4.10. Thus by (4.42) the unbiased estimate of the finite sample mean is close to the biased estimate of the limit mean. In fact for odd n the biased limit mean estimate is larger, for even n it is smaller.

2. Analyzing the limit behavior of the coefficients in (4.43) and of the whole moment recovers the limit result as derived in Corollary 4.7. This is indicated by the extra columns in Table 1 on page 36.

3. Note that the values b_i, c_i, d_i in (4.43) can be directly estimated. Given a sample $x = (x^{(1)}, \dots, x^{(N)})$ of X and $B_i := (\psi_i(x_i^{(j)} - x_i^{(k)}))_{j,k=1, \dots, N}$ then

$$\frac{1}{N^2}|B_i \circ B_i| \xrightarrow{N \rightarrow \infty} b_i, \quad (4.44)$$

$$\frac{1}{N^3}|B_i^2| \xrightarrow{N \rightarrow \infty} c_i, \quad (4.45)$$

$$\frac{1}{N^2}|B_i| \xrightarrow{N \rightarrow \infty} \sqrt{d_i} = \mathbb{E}(\psi_i(X_i - X'_i)). \quad (4.46)$$

The corresponding unbiased estimators for b_i, c_i and d_i are also available, see Remark 4.13. See also (4.26), which shows that these are also used for the estimation of the variance (or second moment) of the limit.

4. Note that for the case $k = 7$ (cf. Table 1 on page 36) the corresponding summand in (4.43) is roughly $N \prod_{i=1}^n (4c_i - 3d_i)$. Especially for large n this summand (times $\frac{1}{N^2}$) vanishes very slowly as the sample size increases. In fact, the difference between the finite sample moment and the moment of the limit is mainly due to this summand.

Proof of Theorem 4.14. The value of the expectation can be deduced from [7, Eqs. (4.11) and (4.16)]. We give here a shorter direct proof. The independence of the X_i and the linearity of the expectation implies

$$\mathbb{E}(N \cdot {}^N M^2(\mathbf{X}^{(1)}, \dots, \mathbf{X}^{(N)})) = \frac{1}{N} \sum_{j,k=1}^N \prod_{i=1}^n \mathbb{E}({}^N \Psi_i(X_i^{(j)}, X_i^{(k)})), \quad (4.47)$$

and, using $\psi_i(0) = 0$ and (4.40), gives

$$\begin{aligned} \mathbb{E}({}^N \Psi_i(X_i^{(j)}, X_i^{(k)})) &= (\delta_{j,k} - 1) \mathbb{E}(\psi_i(X_i - X'_i)) + 2 \frac{N-1}{N} \mathbb{E}(\psi_i(X_i - X'_i)) - \frac{N^2 - N}{N^2} \mathbb{E}(\psi_i(X_i - X'_i)) \\ &= (\delta_{j,k} - \frac{1}{N}) \mathbb{E}(\psi_i(X_i - X'_i)), \end{aligned} \quad (4.48)$$

where $\delta_{j,k}$ denotes the Kronecker symbol, i.e., $\delta_{j,k} = 1$ for $j = k$ and $\delta_{j,k} = 0$ for $j \neq k$. The observation that in (4.47) are N summands with $j = k$ and $N^2 - N$ summands with $j \neq k$ yields the formula for the expectation.

For the second moment we proceed analogously:

$$\mathbb{E}([N \cdot {}^N M^2(\mathbf{X}^{(1)}, \dots, \mathbf{X}^{(N)})]^2) = \frac{1}{N^2} \sum_{j,k,l,m=1}^N \prod_{i=1}^n \mathbb{E}({}^N \Psi_i(X_i^{(j)}, X_i^{(k)}) {}^N \Psi_i(X_i^{(l)}, X_i^{(m)})).$$

Now note that expanding the product in $\mathbb{E}({}^N \Psi_i(X_i^{(j)}, X_i^{(k)}) {}^N \Psi_i(X_i^{(l)}, X_i^{(m)}))$ and using the linearity of the expectation yields summands of the form

$$\mathbb{E}(\psi_i(X_i^{(j')} - X_i^{(k')}) \psi_i(X_i^{(l')} - X_i^{(m')})) = \begin{cases} 0 & \text{if } j' = k' \text{ or } l' = m', \\ b_i & \text{if } |\{j', k'\} \cap \{l', m'\}| = 2, \\ c_i & \text{if } j' \neq k' \text{ and } l' \neq m' \text{ and } |\{j', k'\} \cap \{l', m'\}| = 1, \\ d_i & \text{if } |\{j', k', l', m'\}| = 4, \end{cases}$$

with $b_i := \mathbb{E}(\psi_i(X_i - X_i')^2)$, $c_i := \mathbb{E}(\psi_i(X_i - X_i') \psi_i(X_i' - X_i''))$, $d_i := [\mathbb{E}(\psi_i(X_i - X_i'))]^2$. Moreover note that the value of $\mathbb{E}({}^N \Psi_i(X_i^{(j)}, X_i^{(k)}) {}^N \Psi_i(X_i^{(l)}, X_i^{(m)}))$ also depends on the actual combination of j, k, l, m (which is determined by the outer sum). A careful analysis shows that one has to distinguish 7 cases of the outer sum, the frequency of these cases is given by the coefficients $C(N, \cdot)$ and for each case the relevant frequency of the four cases $(0, b_i, c_i, d_i)$ is given by the coefficients $a_i(N, \cdot)$, $b_i(N, \cdot)$, $c_i(N, \cdot)$ and $d_i(N, \cdot)$, respectively. All coefficients are listed in Table 1 on page 36. \square

For the test of independence proposed in [7] (see also [26] for the classical case of distance covariance) it was necessary to normalize the test statistic by the expectation of the limit. In practice the normalization factor is estimated using

$${}^N h(\mathbf{x}^{(1)}, \dots, \mathbf{x}^{(N)}) := \prod_{i=1}^n {}^N h_i(\mathbf{x}^{(1)}, \dots, \mathbf{x}^{(N)}) := \prod_{i=1}^n \frac{1}{N^2} \sum_{j,k=1}^N \psi_i(x_i^{(j)} - x_i^{(k)}). \quad (4.49)$$

Thus for this case one has to analyze the distribution of the test statistic $N \cdot \frac{{}^N M^2}{{}^N h}$.

Theorem 4.16. *Let X_1, \dots, X_n be independent. Then*

$$\begin{aligned} \mathbb{E} \left(N \cdot \frac{{}^N M^2(\mathbf{X}^{(1)}, \dots, \mathbf{X}^{(N)})}{{}^N h(\mathbf{X}^{(1)}, \dots, \mathbf{X}^{(N)})} \right) &= 1 + (N-1) \left(\frac{-1}{N-1} \right)^n = 1 - \left(\frac{-1}{N-1} \right)^{n-1}, \\ \mathbb{E} \left(\left[N \cdot \frac{{}^N M^2(\mathbf{X}^{(1)}, \dots, \mathbf{X}^{(N)})}{{}^N h(\mathbf{X}^{(1)}, \dots, \mathbf{X}^{(N)})} \right]^2 \right) &= \frac{1}{N^2} \sum_{k=1}^7 C(N, k) \prod_{i=1}^n \left[\frac{b(N, k) b_{i,N} + c(N, k) c_{i,N} + d(N, k) d_{i,N}}{N^4} \right], \end{aligned}$$

where the coefficients $C(\cdot, \cdot)$, $b(\cdot, \cdot)$, $c(\cdot, \cdot)$, $d(\cdot, \cdot)$ are as in the previous theorem (i.e., they are given in Table 1 on page 36). But the other terms have to be modified as follows:

$$\begin{aligned} b_{i,N} &:= \mathbb{E} \left(\frac{\psi_i(X_i - X_i')^2}{{}^N h_i^2(\mathbf{X}^{(1)}, \dots, \mathbf{X}^{(N)})} \right), & c_{i,N} &:= \mathbb{E} \left(\frac{\psi_i(X_i - X_i') \psi_i(X_i' - X_i'')}}{{}^N h_i^2(\mathbf{X}^{(1)}, \dots, \mathbf{X}^{(N)})} \right), \\ d_{i,N} &:= \mathbb{E} \left(\frac{\psi_i(X_i - X_i') \psi_i(X_i'' - X_i''')}}{{}^N h_i^2(\mathbf{X}^{(1)}, \dots, \mathbf{X}^{(N)})} \right). \end{aligned}$$

Remark 4.17. 1. Note that $b_{i,N}$, $c_{i,N}$ and $d_{i,N}$ in Theorem 4.16 are more difficult to estimate than those in Theorem 4.14. One approach is to estimate each expectation by the quotient of the expectations, i.e., b_i, c_i, d_i of Theorem 4.14 divided by

$$\mathbb{E}({}^N h_i^2(\mathbf{X}^{(1)}, \dots, \mathbf{X}^{(N)})) = \frac{1}{N^4} (C(N, 2) b_i + C(N, 3) c_i + C(N, 1) d_i),$$

where b_i, c_i and d_i can be approximated as in (4.44)-(4.46). An alternative idea (which did not prove useful in our simulations) is to use the estimators given in (4.44)-(4.46) but replace therein the B_i by the normalized distance matrices $\mathcal{B}_i := \frac{N^2}{|B_i|} B_i$.

2. Note that the normalizing factor ${}^N h$ given in (4.49) is the biased estimator of the limit expectation (cf. Corollary 4.12). One could also consider different normalization factors, e.g., the unbiased estimator given in Remark 4.13 or the finite sample estimator given in Theorem 4.14. These estimators are constant multiples of ${}^N h$ (where the constant depends on N). Thus in these cases the moments of the normalized sample multivariate are also just constant multiples of those derived in Theorem 4.16.

Proof of Theorem 4.16. The proof is analogous to the proof of Theorem 4.14 just note that the terms therein are now divided by ${}^N h(\mathbf{X}^{(1)}, \dots, \mathbf{X}^{(N)})$, which yields that their expectations have a simple value. Hereto the fact that all summands of ${}^N h_i(\mathbf{X}^{(1)}, \dots, \mathbf{X}^{(N)})$ are i.i.d., except those which vanish, implies

$$\mathbb{E} \left(\frac{\psi_i(X_i^{(j)} - X_i^{(k)})}{{}^N h_i(\mathbf{X}^{(1)}, \dots, \mathbf{X}^{(N)})} \right) = \begin{cases} 0 & \text{for } j = k, \\ \frac{N}{N-1} & \text{for } j \neq k. \end{cases} \quad (4.50)$$

For the second moment note that

$$1 = \mathbb{E} \left(\frac{{}^N h_i^2(\mathbf{X}^{(1)}, \dots, \mathbf{X}^{(N)})}{{}^N h_i^2(\mathbf{X}^{(1)}, \dots, \mathbf{X}^{(N)})} \right) = C(N, 2)b_{i,N} + C(N, 3)c_{i,N} + C(N, 1)d_{i,N}.$$

But a further simplification seems not to hold, therefore the expected values in each case now depend on N . \square

4.4 Sample total multivariate and sample m -multivariate

Let $C_m := \{S \subset \{1, \dots, n\} : |S| = m\}$ and $C_{\text{total}} := \bigcup_{m=2}^n C_m$ then

$${}^N \overline{M}(\mathbf{x}^{(1)}, \dots, \mathbf{x}^{(N)}) := \sqrt{\sum_{S \in C_{\text{total}}} {}^N M_S^2(\mathbf{x}^{(1)}, \dots, \mathbf{x}^{(N)})} \quad (4.51)$$

$$\text{and } {}^N M_m(\mathbf{x}^{(1)}, \dots, \mathbf{x}^{(N)}) := \sqrt{\sum_{S \in C_m} {}^N M_S^2(\mathbf{x}^{(1)}, \dots, \mathbf{x}^{(N)})} \quad (4.52)$$

are the estimators of total- and m -multivariate, respectively (for details see [4, Eq. (2.5) and (5.3)]). Since they are structurally identical we drop for the moment the subscript of C .

Under the hypothesis of independence of the X_i we have, using the convergence of each summand (Remark 4.6),

$$\sum_{S \in C} N \cdot {}^N M_S^2(\mathbf{X}^{(1)}, \dots, \mathbf{X}^{(N)}) \xrightarrow{N \rightarrow \infty} \sum_{S \in C} \|\mathbb{G}_S\|_{\rho_S}^2. \quad (4.53)$$

Now the independence of \mathbb{G}_S and \mathbb{G}_R for $S \neq R$ (cf. Proposition 4.4) and Corollary 4.7 imply that the moments of the limit are determined by quantities of the form

$$g_C(\boldsymbol{\mu}^{(k)}) := \sum_{S \in C} \prod_{i \in S} \mu_i^{(k)} \quad (4.54)$$

which in turn can be estimated by the corresponding empirical versions $g_C({}^N \boldsymbol{\mu}^{(k)})$. Note that the function

g_C can be given for each case in a computationally more efficient form (compare with [4, Eqs. (5.5) ff.]):

$$\begin{aligned} g_{C_{\text{total}}}(\boldsymbol{\mu}) &:= \sum_{\substack{S \subset \{1, \dots, n\} \\ |S| \geq 2}} \prod_{i \in S} \mu_i = \prod_{i=1}^n (\mu_i + 1) - \sum_{i=1}^n \mu_i - 1, \\ g_{C_2}(\boldsymbol{\mu}) &:= \sum_{\substack{S \subset \{1, \dots, n\} \\ |S|=2}} \prod_{i \in S} \mu_i = \frac{1}{2} \left[\left(\sum_{i=1}^n \mu_i \right)^2 - \sum_{i=1}^n \mu_i^2 \right], \\ g_{C_3}(\boldsymbol{\mu}) &:= \sum_{\substack{S \subset \{1, \dots, n\} \\ |S|=3}} \prod_{i \in S} \mu_i = \frac{1}{6} \left[\left(\sum_{i=1}^n \mu_i \right)^3 - 3 \left(\sum_{i=1}^n \mu_i \right) \left(\sum_{i=1}^n \mu_i^2 \right) + 2 \sum_{i=1}^n \mu_i^3 \right]. \end{aligned}$$

Thus we have proved the following extension of Corollary 4.12.

Corollary 4.18. *Denote by $\mathbb{H}_C := \sum_{S \in C} \|\mathbb{G}_S\|_{\rho_S}^2$ the distributional limit in (4.53) under the assumption of k -independence of the random variables, with $k := \max\{|S| : S \in C\}$. Then*

$$\begin{aligned} g_C({}^N\boldsymbol{\mu}^{(1)}) &\xrightarrow{N \rightarrow \infty} \mathbb{E}(\mathbb{H}_C), \\ 2g_C({}^N\boldsymbol{\mu}^{(2)}) &\xrightarrow{N \rightarrow \infty} \mathbb{V}(\mathbb{H}_C), \\ 8g_C({}^N\boldsymbol{\mu}^{(3)}) &\xrightarrow{N \rightarrow \infty} \mathbb{E}((\mathbb{H}_C - \mathbb{E}(\mathbb{H}_C))^3), \\ 48g_C({}^N\boldsymbol{\mu}^{(4)}) + 12g_C({}^N\boldsymbol{\mu}^{(2)\circ 2}) &\xrightarrow{N \rightarrow \infty} \mathbb{E}((\mathbb{H}_C - \mathbb{E}(\mathbb{H}_C))^4), \end{aligned}$$

where ${}^N\boldsymbol{\mu}^{(k)} = ({}^N\mu_1^{(k)}, \dots, {}^N\mu_n^{(k)})$ and ${}^N\mu_i^{(k)}$ are the biased (Cor. 4.12) or unbiased (Rem. 4.13) estimators for $\mu_i^{(k)}$. Here $\boldsymbol{\mu}^{\circ 2}$ denotes the Hardamard power of the vector, i.e., each component is squared.

Remark 4.19. 1. Proposition 4.5 yields also the representation

$$\sum_{S \in C} \|\mathbb{G}_S\|_{\rho_S}^2 = \int \int g_C(\boldsymbol{\Psi}(x, y)) d\mathbb{W}(\mathbf{F}_{\mathbf{X}}(x)) d\mathbb{W}(\mathbf{F}_{\mathbf{X}}(y)),$$

where $\boldsymbol{\Psi} = (\Psi_1, \dots, \Psi_n)$ with Ψ_i defined in (4.19).

2. Sample total- and m -multivariate can be standardized by

$$\frac{\sum_{S \in C} N \cdot {}^N M_{\rho_S}^2 - g_C({}^N\boldsymbol{\mu}^{(1)})}{\sqrt{2g_C({}^N\boldsymbol{\mu}^{(2)})}}. \quad (4.55)$$

Note that by Proposition 4.4 the sums in (4.51) and (4.52) are (in the limit $N \rightarrow \infty$) a sum of independent random variables. Thus for the case of many summands (e.g., n large) one could also try to use the central limit theorem to determine its standardized distribution. At least in the case of m -multivariate with independent identically distributed marginals the limit is standard normally distributed (as $n \rightarrow \infty$ and $N \rightarrow \infty$), since in this case all summands of the m -multivariate are independent and identically distributed. Naturally, this yields a test for m -independence based on the standard normal distribution. In fact this is related to the test of pairwise independence presented in [28]. But they use the square roots (with appropriated sign) of the unbiased distance covariance.

For the finite sample case we need analogous to (4.54) the following function defined for vectors $\mathbf{u}, \mathbf{v}, \mathbf{w} \in \mathbb{R}^n$

$$G_C(\mathbf{u}, \mathbf{v}, \mathbf{w}) := \sum_{S \in C} \sum_{S' \in C} \left[\prod_{i \in S \setminus S'} u_i \right] \cdot \left[\prod_{i \in S' \setminus S} v_i \right] \cdot \left[\prod_{i \in S \cap S'} w_i \right]. \quad (4.56)$$

For the sets of interest G_C has the following (numerically tractable) representations

$$\begin{aligned}
G_{C_{\text{total}}}(\mathbf{u}, \mathbf{v}, \mathbf{w}) &:= 1 + \sum_{\substack{k_1, k_2=1 \\ k_i \text{ distinct}}}^n u_{k_1} v_{k_2} + \sum_{j=1}^n (u_j + v_j + w_j) + \prod_{i=1}^n (u_i + v_i + w_i + 1) \\
&\quad - \prod_{i=1}^n (1 + v_i) \left(1 + \sum_{i=1}^n \frac{u_i + w_i}{1 + v_i} \right) - \prod_{i=1}^n (1 + u_i) \left(1 + \sum_{i=1}^n \frac{v_i + w_i}{1 + u_i} \right), \\
G_{C_2}(\mathbf{u}, \mathbf{v}, \mathbf{w}) &:= \frac{1}{2} \sum_{\substack{k_1, k_2=1 \\ k_i \text{ distinct}}}^n w_{k_1} w_{k_2} + \sum_{\substack{k_1, k_2, k_3=1 \\ k_i \text{ distinct}}}^n u_{k_1} v_{k_2} w_{k_3} + \frac{1}{4} \sum_{\substack{k_1, \dots, k_4=1 \\ k_i \text{ distinct}}}^n u_{k_1} u_{k_2} v_{k_3} v_{k_4}, \\
G_{C_3}(\mathbf{u}, \mathbf{v}, \mathbf{w}) &:= \frac{1}{6} \sum_{\substack{k_1, k_2, k_3=1 \\ k_i \text{ distinct}}}^n w_{k_1} w_{k_2} w_{k_3} + \frac{1}{2} \sum_{\substack{k_1, \dots, k_4=1 \\ k_i \text{ distinct}}}^n u_{k_1} v_{k_2} w_{k_3} w_{k_4} \\
&\quad + \frac{1}{4} \sum_{\substack{k_1, \dots, k_5=1 \\ k_i \text{ distinct}}}^n u_{k_1} u_{k_2} v_{k_3} v_{k_4} w_{k_5} + \frac{1}{36} \sum_{\substack{k_1, \dots, k_6=1 \\ k_i \text{ distinct}}}^n u_{k_1} u_{k_2} u_{k_3} v_{k_4} v_{k_5} v_{k_6}.
\end{aligned}$$

Using G_C we get the following extension of Theorem 4.14.

Theorem 4.20. *Let X_1, \dots, X_n be k -independent with $k := \max\{|S| : S \in C\}$. Then*

$$\mathbb{E} \left(\sum_{S \in C} N \cdot {}^N M_{\rho_S}^2 \right) = g_C \left(\left(1 - \frac{1}{N} \right) \boldsymbol{\mu}^{(1)} \right) + (N-1) g_C \left(\left(-\frac{1}{N} \right) \boldsymbol{\mu}^{(1)} \right), \quad (4.57)$$

$$\left[\mathbb{E} \left(\sum_{S \in C} N \cdot {}^N M_{\rho_S}^2 \right) \right]^2 = \frac{1}{N^2} \sum_{k=1}^7 C(N, k) G_C \left(e_1(N, k) \boldsymbol{\mu}^{(1)}, e_2(N, k) \boldsymbol{\mu}^{(1)}, e_1(N, k) e_2(N, k) \mathbf{d} \right), \quad (4.58)$$

$$\begin{aligned}
\mathbb{E} \left[\left(\sum_{S \in C} N \cdot {}^N M_{\rho_S}^2 \right)^2 \right] &= \frac{1}{N^2} \sum_{k=1}^7 C(N, k) G_C \left(e_1(N, k) \boldsymbol{\mu}^{(1)}, e_2(N, k) \boldsymbol{\mu}^{(1)}, \right. \\
&\quad \left. \frac{b(N, k) \mathbf{b} + c(N, k) \mathbf{c} + d(N, k) \mathbf{d}}{N^4} \right), \quad (4.59)
\end{aligned}$$

where the random variables are omitted in the notation on the left hand side. The coefficients $C(\cdot, \cdot)$, $b(\cdot, \cdot)$, $c(\cdot, \cdot)$, $d(\cdot, \cdot)$ are as in Theorem 4.14 (i.e., they are given in Table 1 on page 36). Moreover, $\mathbf{b} := (b_1, \dots, b_n)$, the vectors \mathbf{c}, \mathbf{d} are defined analogously and

$$e_1(N, k) := \begin{cases} -\frac{1}{N} & \text{for } k = 1, 2, 3 \\ 1 - \frac{1}{N} & \text{for } k = 4, 5, 6, 7 \end{cases} \quad \text{and} \quad e_2(N, k) := \begin{cases} -\frac{1}{N} & \text{for } k = 1, 2, 3, 5, 6 \\ 1 - \frac{1}{N} & \text{for } k = 4, 7. \end{cases}$$

Remark 4.21. *The three expectations in the above theorem are given in such a way, that plugging in unbiased estimators of the parameters $\boldsymbol{\mu}^{(1)}, \mathbf{b}, \mathbf{c}, \mathbf{d}$ the formula provides an unbiased estimate of the left hand side. This would not be the case if we just use the square of (4.57) for (4.58).*

Proof of Theorem 4.20. Equation (4.57) is a direct consequence of (4.42) and (4.54).

For (4.59) note that

$$\mathbb{E} \left[\left(\sum_{S \in C} N \cdot {}^N M_{\rho_S}^2 \right)^2 \right] = \sum_{S \in C} \sum_{S' \in C} \mathbb{E} (N \cdot {}^N M_{\rho_S}^2 \cdot N \cdot {}^N M_{\rho_{S'}}^2)$$

and

$$\begin{aligned} \mathbb{E}(^N M_{\rho_S}^2 \ ^N M_{\rho_{S'}}^2) &= \sum_{j,k=1}^N \sum_{l,m=1}^N \mathbb{E} \left[\prod_{i \in S} \prod_{i' \in S'} ^N \Psi_i(X_i^{(j)}, X_i^{(k)}) \cdot ^N \Psi_{i'}(X_{i'}^{(l)}, X_{i'}^{(m)}) \right] \\ &= \sum_{j,k=1}^N \sum_{l,m=1}^N \left[\prod_{i \in S \setminus S'} \mathbb{E} \left(^N \Psi_i(X_i^{(j)}, X_i^{(k)}) \right) \right] \cdot \left[\prod_{i \in S' \setminus S} \mathbb{E} \left(^N \Psi_i(X_i^{(l)}, X_i^{(m)}) \right) \right] \\ &\quad \cdot \left[\prod_{i \in S \cap S'} \mathbb{E} \left(^N \Psi_i(X_i^{(j)}, X_i^{(k)}) \cdot ^N \Psi_i(X_i^{(l)}, X_i^{(m)}) \right) \right]. \end{aligned}$$

The last factor is computed as in Theorem 4.14. The first and second factor can be simplified using (4.48) and considering the values of j, k, l, m according to the cases of Table 1 to get the factors $e_1(N, \cdot)$ and $e_2(N, \cdot)$. Here note that $j = k$ and $l = m$ for the cases 1., 2., 3., and $j \neq k$ and $l \neq m$ for the cases 4., 7.. In the cases 5., 6. half of the summands satisfy $j = k$ and $l \neq m$, for the other half is $j \neq k$ and $l = m$ thus it seems that one should consider these subcases, but due to symmetry of the sums $\sum_{S \in C} \sum_{S' \in C}$ it simplifies to (4.59).

Equation (4.58) is proved analogously, just replacing the factors $\mathbb{E} \left(^N \Psi_i(X_i^{(j)}, X_i^{(k)}) \cdot ^N \Psi_i(X_i^{(l)}, X_i^{(m)}) \right)$ by $\mathbb{E} \left(^N \Psi_i(X_i^{(j)}, X_i^{(k)}) \right) \mathbb{E} \left(^N \Psi_i(X_i^{(l)}, X_i^{(m)}) \right)$. \square

To formulate the analogous result for normalized multivariate define

$$^N h_S(\mathbf{x}^{(1)}, \dots, \mathbf{x}^{(N)}) := \prod_{i \in S} ^N h_i(\mathbf{x}^{(1)}, \dots, \mathbf{x}^{(N)}) := \prod_{i \in S} \frac{1}{N^2} \sum_{j,k=1}^N \psi_i(x_i^{(j)} - x_i^{(k)}).$$

Theorem 4.22. *Let X_1, \dots, X_n be k -independent with $k := \max\{|S| : S \in C\}$. Then*

$$\begin{aligned} \mathbb{E} \left(\sum_{S \in C} N \frac{^N M_{\rho_S}^2}{^N h_S} \right) &= g_C(\mathbf{1}_n) + (N-1)g_C \left(-\frac{1}{N-1} \mathbf{1}_n \right), \quad (4.60) \\ \mathbb{E} \left[\left(\sum_{S \in C} N \frac{^N M_{\rho_S}^2}{^N h_S} \right)^2 \right] &= \frac{1}{N^2} \sum_{k=1}^7 C(N, k) G_C \left(f_1(N, k) \mathbf{1}_n, f_2(N, k) \mathbf{1}_n, \right. \\ &\quad \left. \frac{b(N, k) \mathbf{b}_N + c(N, k) \mathbf{c}_N + d(N, k) \mathbf{d}_N}{N^4} \right), \quad (4.61) \end{aligned}$$

where the random variables are omitted in the notation on the left hand side. The coefficients $C(\cdot, \cdot)$, $b(\cdot, \cdot)$, $c(\cdot, \cdot)$, $d(\cdot, \cdot)$ are as in Theorem 4.16 (i.e., they are given in Table 1 on page 36). Moreover, $\mathbf{1}_n := (1, \dots, 1) \in \mathbb{R}^n$, $\mathbf{b}_N := (b_{1,N}, \dots, b_{n,N})$, the vectors $\mathbf{c}_N, \mathbf{d}_N$ are defined analogously and

$$f_1(N, k) := \begin{cases} -\frac{1}{N-1} & \text{for } k = 1, 2, 3 \\ 1 & \text{for } k = 4, 5, 6, 7 \end{cases} \quad \text{and} \quad f_2(N, k) := \begin{cases} -\frac{1}{N-1} & \text{for } k = 1, 2, 3, 5, 6 \\ 1 & \text{for } k = 4, 7. \end{cases}$$

Proof. Note that by (4.50)

$$\mathbb{E} \left(\frac{^N \Psi_i(X_i^{(j)}, X_i^{(k)})}{^N h_i(\mathbf{X}^{(1)}, \dots, \mathbf{X}^{(N)})} \right) = \left(\delta_{j,k} - \frac{1}{N} \right) \frac{N}{N-1} = \begin{cases} 1 & \text{for } j = k, \\ -\frac{1}{N-1} & \text{for } j \neq k. \end{cases}$$

Now, the proof is analogous to the proof of Theorem 4.20. \square

Remark 4.23. To avoid confusion, note that depending on the number of elements in C , here denoted by $|C|$, normalized sample multivariate is by definition

$$\frac{1}{|C|} \cdot \sum_{S \in C} N \frac{{}^N M_{\rho_S}^2(\mathbf{x}^{(1)}, \dots, \mathbf{x}^{(N)})}{{}^N h_S(\mathbf{x}^{(1)}, \dots, \mathbf{x}^{(N)})}.$$

Thus the values in Theorem 4.22 have to be scaled by $\frac{1}{|C|}$ and $\frac{1}{|C|^2}$, respectively.

4.5 Testing independence using distance multivariate

In order to use distance multivariate for independence tests of the random vectors X_1, \dots, X_n the moment conditions given in Remark 4.2 have to hold. Depending on the type of multivariate the test statistic T and the corresponding additional assumptions are given in the following table.

	test statistic T	assumption	H_0
multivariate	$N \cdot {}^N M^2$	X_i are $(n-1)$ -independent	X_i are independent
total multivariate	$N \cdot {}^N \overline{M}^2$	-	X_i are independent
m -multivariate	$N \cdot {}^N M_m^2$	X_i are $(m-1)$ -independent	X_i are m -independent

Moreover one could also consider the corresponding normalized test statistics, i.e., replacing distance multivariate M by normalized distance multivariate \mathcal{M} .

It is known by [7, Thm. 4.6, 4.11, Cor. 4.17, 4.19] and [4, Thm. 5.1] that under these assumptions the test statistic T diverges to ∞ for $N \rightarrow \infty$ if and only if H_0 is violated. Thus it is standard to define the corresponding tests as follows, and due to the divergence property these tests are consistent against all alternatives for $N \rightarrow \infty$ (under the stated assumptions).

Test (for a test statistic T which diverges to ∞ if and only if H_0 is violated). Let $\mathbf{x}^{(i)}$, $1 \leq i \leq N$, be samples of $\mathbf{X} = (X_1, \dots, X_n)$. Then a test of H_0 with significance level λ is given by rejecting H_0 if the p -value of the sample, i.e., $\mathbb{P}(T(\mathbf{X}_{H_0}^{(1)}, \dots, \mathbf{X}_{H_0}^{(N)}) \geq T(\mathbf{x}^{(1)}, \dots, \mathbf{x}^{(N)}))$, is less than λ . Here for each i the vector $\mathbf{X}_{H_0}^{(i)}$ is distributed as \mathbf{X} under H_0 , i.e., with components satisfying H_0 .

To actually perform such tests one has to compute or estimate the p -value for the given sample, each method constitutes a different test with its own empirical power and empirical size. There are various methods, which we collect here in some detail for the convenience of the reader and also in order to have a reference for the examples and comparisons in the next section.

I. Quadratic form estimates: By Theorem 4.3, Proposition 4.4, Remark 4.6 and Equation (4.53) the distributional limit of the test statistic can be written as the $L^2(\rho)$ -norm of a centered, complex, hermitian Gaussian random field \mathbb{G} and hence as a Gaussian quadratic form $Q = \sum_{i \in \mathbb{N}} \alpha_i Z_i^2$, cf. Theorem 3.9. This also holds for m - and total multivariate, since their summands are independent (cf. Proposition 4.4).

I.a Moment methods: The p -value is estimated based on some of the moments of the quadratic form. In the following Y_r denotes a chi-squared distributed random variable with (possibly fractional) r degrees of freedom, for details see Remark 2.2.4.

- The **classical estimate** of Székely and Bakirov [25] uses only the mean:

$$\mathbb{P}(Q \geq x) \leq \mathbb{P}\left(Y_1 \geq \frac{x}{\mathbb{E}(Q)}\right). \quad (4.62)$$

This method is only valid for $\frac{x}{m} \geq 1.5365$ or equivalently for p -values less than 0.215 (which is sufficient for any commonly used significance level). In this setting it is the simplest and most unrestrictive approach, since the mean always exists under the basic assumptions (cf. Remark 4.2). In the case of univariate Bernoulli marginals it is sharp (Remark 4.25) but in general it is (very) conservative (e.g. Example 5.2).

- The **variance based estimate** derived in Theorem 2.1 which uses the mean and variance:

$$\mathbb{P}(Q \geq x) \leq \mathbb{P}\left(\alpha Y_{\frac{1}{\alpha}} \geq \frac{x}{\mathbb{E}(Q)}\right) \text{ with } \alpha = \sqrt{\frac{\mathbb{V}(Q)}{2\mathbb{E}(Q)^2}}. \quad (4.63)$$

It is also only valid for p-values less than 0.215, see Remark 2.2.2.

- **Pearsons's estimate**, see, e.g., [11], uses mean, variance and skewness:

$$\mathbb{P}(Q \geq x) \approx \mathbb{P}\left(\beta Y_{\frac{1}{\beta^2}} - \frac{1}{\beta} \geq \sqrt{2} \cdot \frac{x - \mathbb{E}(Q)}{\sqrt{\mathbb{V}(Q)}}\right) \text{ with } \beta = \frac{\text{skew}(Q)}{\sqrt{8}}. \quad (4.64)$$

Among the above moment methods this is the most powerful, see, e.g., Example 5.2.

- **LTZ's estimate** (Liu et al. [15]) chooses under all (non-central) chi-squared distributions the one having the same first three moments as the quadratic form and minimizing the absolute error in the fourth moment. In our case, i.e., for central quadratic forms, their method reduces to Pearson's three-moment approach.

I.b Eigenvalue methods: The p-value is computed from the distribution function of a finite-dimensional quadratic form given by an approximation of (some of) the coefficients α_i of the Gaussian quadratic form $Q = \sum_{i \in \mathbb{N}} \alpha_i Z_i^2$. The coefficients α_i arise as eigenvalues of the integral operator T_K associated with the covariance kernel

$$K(s, t) = \prod_{i=1}^n K_i(s_i, t_i) = \prod_{i=1}^n \left(f_i(s_i - t_i) - f_i(s_i) \overline{f_i(t_i)} \right),$$

(see Theorem 3.9) which can be computed from the characteristic functions f_i of the marginals (if known) or estimated by the empirical characteristic functions ${}^N f_i$ based on the samples. Due to the product structure of K one can solve the eigenvalue problem for the kernels K_i , separately (cf. Remark 3.3). A standard technique for integral operators is the **Nyström method**, cf. [2]: the integral is discretized using a suitable numerical quadrature scheme, i.e.,

$$T_{K_i} u(s) = \int_{\mathbb{R}^{d_i}} K_i(s, t) u(t) \rho_i(dt) \approx \sum_{j=1}^m K_i(s, t_j) u(t_j) w_j$$

for some order $m \in \mathbb{N}$, nodes $t_1, \dots, t_m \in \mathbb{R}^{d_i}$ and weights $w_1, \dots, w_m \geq 0$ and the eigenvalues $\alpha_j^{(i)}$ of T_{K_i} are approximated by computing the eigenvalues of the (symmetrized) matrix

$$(\sqrt{w_j} K_i(t_j, t_k) \sqrt{w_k})_{j,k=1, \dots, m}.$$

The p-value is then computed, based on the estimated coefficients α_i , either by **numerical approximation of series representations** of the distribution function (e.g., [10, 27]) or **numerical Fourier inversion** of the distribution function (e.g., [8, 11]).

II. Central limit theorem: For identically distributed marginals the summands of m -multivariate are (in the limit under H_0) independent and identically distributed random variables (see Remark 4.19), thus by the central limit theorem the quadratic form is (in the limit) normally distributed. This yields the approximation

$$\mathbb{P}(Q \geq x) \approx \mathbb{P}\left(Z \geq \frac{x - \mathbb{E}(Q)}{\sqrt{\mathbb{V}(Q)}}\right), \quad (4.65)$$

where Z is a standard normally distributed random variable.

III. Sampling methods: The p-value is computed by evaluating an empirical distribution function which is obtained either using **Monte Carlo simulations** of the distribution under H_0 or by re-sampling from the sample with replacement (**bootstrap**) or without replacement (**permutation**), see [4] for details in the context of distance multivariate. In general these methods are slow, since for the estimate of the p-value of a given sample the test statistic has to be evaluated for many samples.

In the next section we will compare these methods using concrete examples. But before note that for most of these methods some parameters (in our case mostly moments) have to be known or estimated from the sample. In particular, this implies that these parameters have to exist, i.e., implicitly each method imposes these additional assumptions.

The previous sections provide many **methods to estimate the required moments**, and also each of these constitutes a different test with its own empirical power and empirical size. Here we briefly comment on the available options:

- Using the moments of the **limit** (Corollaries 4.12 and 4.18) or the **finite sample** versions (Section 4.3, Corollaries 4.20 and 4.22). The latter clearly provide a more precise description of the distribution of the test statistic. But note that only in the limit the test statistics are really Gaussian quadratic forms. Nevertheless, the examples of the next section indicate that the use of the finite sample versions is always recommended.
- Using **unbiased** or **biased** estimators (Remarks 4.13 and 4.15). In general unbiased estimators help to prevent systematic errors, thus their use is (if available) recommended. But keep in mind that a functional transformation of an unbiased estimator is usually not unbiased anymore, thus the method as a whole might be still biased.
- Using standard **distance multivariate** or **normalized distance multivariate** (Remark 4.8.2, Theorems 4.16 and 4.22). For multivariate the tests with and without normalization can differ since without normalization different marginals might have (depending on their scale) different influence on the value. For m - and total multivariate the normalization matters also in a second way: With normalization each summand of m - and total multivariate has (under H_0) the same expected value, but without normalization this is not necessarily the case. Thus for m - and total multivariate with not identically distributed marginals it is certainly recommended to use the normalized version. Also for the other cases it seems reasonable to use normalized multivariate since this appears to be more robust (Ex. 5.9) and for $\psi_i = |\cdot|$ it is scale invariant (cf. the end of the introduction to Section 4).

Remark 4.24 (Bias vs. conservative). *For the moment methods given above an overestimation (i.e., a value larger than the true value) of the mean m and of the variance v results in a larger (thus more conservative) p-value. In this sense a positive bias (in contrast to a negative bias) is preferred for the parameter estimation.*

The behavior of (4.64) for a biased skewness is not obvious.

Remark 4.25 (The classical estimate is sharp for univariate Bernoulli marginals). *In the case that X_j , $j \in S$, are independent and identically Bernoulli distributed with parameter $\frac{1}{2}$ one finds from the characteristic function $f_j(t_j) = \frac{1}{2}(e^{it_j} + 1)$ and Proposition 4.4 that the limiting random field \mathbb{G}_S has covariance kernel*

$$\begin{aligned} K_S(t_S, t'_S) &= \mathbb{E}(\mathbb{G}_S(t_S) \overline{\mathbb{G}_S(t'_S)}) = \prod_{j \in S} (f_j(t_j - t'_j) - f_j(t_j)f_j(-t'_j)) = \prod_{j \in S} \frac{1}{4}(e^{it_j} - 1)(e^{-it'_j} - 1) \\ &=: g_S(t_S) \cdot \overline{g_S(t'_S)}. \end{aligned}$$

Therefore, the associated operator T_{K_S} , see (3.2), has rank one and $\|g_S\|_{\rho_S}^2$ is its only non-vanishing eigenvalue. Thus,

$$\mathbb{G}_S(t_S) = \|g_S\|_{\rho_S} g_S(t_S) \cdot Z,$$

for some standard normally distributed random variable Z and the associated Gaussian quadratic form follows a scaled chi-squared distribution,

$$\|\mathbb{G}_S\|_{\rho_S}^2 = \|g_S\|_{\rho_S}^2 Y_1,$$

cf. Corollary 3.8 and Theorem 3.9. In particular, for the limiting distribution in the normalized case, the bound (4.62) is sharp.

coefficients	$N \rightarrow \infty$ $\frac{C}{N^2}, \frac{a/b/c/d}{N^4}$	overall $N \rightarrow \infty$
1. case: $ \{j, k, l, m\} = 4$		
$C(N, 1) = N(N-1)(N-2)(N-3)$	∞	
$a(N, 1) = -N^2$	0	0
$b(N, 1) = 6N + 2N^2$	0	0
$c(N, 1) = -24N - 4N^2$	0	0
$d(N, 1) = 18N + 3N^2$	0	0
2. case: $ \{j, k\} \cap \{l, m\} = 2$		
$C(N, 2) = 2N(N-1)$	2	
$a(N, 2) = -N^2$	0	0
$b(N, 2) = 6N - 2N^2 - 2N^3 + N^4$	1	*
$c(N, 2) = -24N + 12N^2 + 4N^3 - 2N^4$	-2	*
$d(N, 2) = 18N - 9N^2 - 2N^3 + N^4$	1	*
* together equal to $2 \prod_{i=1}^n (\mathbb{E}(\psi_i(X_i - X'_i)^2) - 2\mathbb{E}(\psi_i(X_i - X'_i)\psi(X'_i - X''_i)) + [\mathbb{E}(\psi_i(X_i - X'_i))]^2)$		
3. case: $j \neq k$ and $l \neq m$ and $ \{j, k\} \cap \{l, m\} = 1$		
$C(N, 3) = 4N(N-1)(N-2)$	∞	
$a(N, 3) = -N^2$	0	0
$b(N, 3) = 6N - N^3$	0	0
$c(N, 3) = -24N + 4N^2 + 2N^3$	0	0
$d(N, 3) = 18N - 3N^2 - N^3$	0	0
4. case: $j = k$ and $k \neq l$ and $l = m$		
$C(N, 4) = N(N-1)$	1	
$a(N, 4) = -N^2 + 2N^3 - N^4$	-1	0
$b(N, 4) = 6N - 2N^2$	0	0
$c(N, 4) = -24N + 12N^2$	0	0
$d(N, 4) = 18N - 9N^2 - 2N^3 + N^4$	1	$\prod_{i=1}^n [\mathbb{E}(\psi_i(X_i - X'_i))]^2$
5. case: $ \{j, k, l, m\} = 2$ and three coincide		
$C(N, 5) = 4N(N-1)$	4	
$a(N, 5) = -N^2 + N^3$	0	0
$b(N, 5) = 6N - 4N^2$	0	0
$c(N, 5) = -24N + 20N^2 - 4N^3$	0	0
$d(N, 5) = 18N - 15N^2 + 3N^3$	0	0
6. case: $ \{j, k, l, m\} = 3$ and $(j = k \text{ or } l = m)$		
$C(N, 6) = 2N(N-1)(N-2)$	∞	
$a(N, 6) = -N^2 + N^3$	0	0
$b(N, 6) = 6N$	0	0
$c(N, 6) = -24N + 4N^2$	0	0
$d(N, 6) = 18N - 3N^2 - N^3$	0	0
7. case: $j = k = l = m$		
$C(N, 7) = N$	0	
$a(N, 7) = -N^2 + 2N^3 - N^4$	-1	0
$b(N, 7) = 6N - 10N^2 + 4N^3$	0	0
$c(N, 7) = -24N + 44N^2 - 24N^3 + 4N^4$	4	0
$d(N, 7) = 18N - 33N^2 + 18N^3 - 3N^4$	-3	0

Table 1: The coefficients for the representation of the variance of the finite sample estimator (Theorem 4.14) and the overall limit behavior. The coefficient a corresponds to the 0 terms, thus it does not show in the actual representation formula.

5 Examples, simulations and discussions

In this section we collect examples which illustrate various aspects of our results. Of major interest is certainly a comparison of the empirical power and empirical size of the tests introduced in Section 4.5, for a basic example which distinguishes the methods see Example 5.1 and for a comprehensive study see Example 5.10. The first step to the estimation of the p-values is the estimation of the parameters corresponding to the marginal distributions, the estimation is either based on the samples (Ex. 5.5) or done a priori for known marginals (Ex. 5.6). Thereafter the joint moments (i.e., the actually required parameters) can be estimated (Ex. 5.7) and finally the tests can be performed.

For the sake of clarity, let us summarize and recall the framework. We consider random variables X_i with values in \mathbb{R}^{d_i} and symmetric measures ρ_i on \mathbb{R}^{d_i} such that $\int 1 \wedge |t_i|^2 \rho_i(dt_i) < \infty$, $1 \leq i \leq n$. Based on N samples $\mathbf{x}^{(1)}, \dots, \mathbf{x}^{(N)}$ of $\mathbf{X} = (X_1, \dots, X_n)$, we are interested in the test statistics discussed in Section 4.5, e.g., $N \cdot {}^N M_\rho^2(\mathbf{X}^{(1)}, \dots, \mathbf{X}^{(N)})$ with $\rho = \otimes_{i=1}^n \rho_i$.

In this setting the key parameters are $\mu_i^{(k)}$ as defined in Corollary 4.7 and b_i, c_i, d_i defined in Remark 4.13. To estimate these and to use them in further computations we refer to the options summarized in Section 4.5 (the key terms which we use here are mostly printed in bold in that section).

There is an infinite choice of possible examples, we try to concentrate on some key aspects. Thus as sample distributions we mostly consider the Bernoulli distribution (an extremal distribution for our setting in the sense of Remark 4.25), the uniform distribution (in some sense this is the other *extremal*, see [4, Example 7.9, case $n = 5$]) and the normal distribution (which is a standard assumption for samples). For the tests, there are two types of examples:

- H_0 examples: The marginals satisfy H_0 and the empirical size of the test is of major interest. It should be close to or smaller (i.e., conservative tests) than the significance level.
- dependence examples: The marginals violate H_0 and the empirical power of the test is of major interest. It should be large – but not larger than one could expect based on the true distribution of the test statistic under H_0 (cf. robustness discussed in Ex. 5.9).

If not mentioned otherwise we use in the examples the following conventions: Simulations are based on 10000 samples, the tests are performed with significance level 0.05, the *benchmark* (true) p-value is computed by the empirical distribution function of a Monte Carlo (re)sample of the test statistic under H_0 . Where it is called '(re)sample' since we resample without replacement each of the 10000 samples once, which provides (almost) H_0 data also for dependent data. The measures ρ_i are such that the functions $\psi_i(x_i) := \int_{\mathbb{R}^{d_i}} 1 - \cos(x_i \cdot t_i) \rho_i(dt_i)$, cf. (4.7), are the Euclidean distance on \mathbb{R}^{d_i} , i.e., $\psi_i(y) = |y|$ for $y \in \mathbb{R}^{d_i}$. For general examples with other distances (but without the moment based tests) see [7] and [4].

For the construction of examples with higher order dependence we briefly recall the classical example of a dice in the shape of a **tetrahedron** (e.g., [4, Example 7.1]) with sides colored r, g, b and the forth side has all three colors on it. For each color define a Bernoulli random variable Y_i which is 1 if and only if the corresponding color shows (at the bottom of the tetrahedron) after a throw of this dice. The three random variables (Y_1, Y_2, Y_3) are dependent but pairwise independent.

Example 5.1 (Comparison of the moment methods – normal tetrahedron). *Let (Y_1, Y_2, Y_3) be the random variables corresponding to the tetrahedron mentioned above, Z_1, Z_2, Z_3 be independent standard normal random variables and define $(X_1, X_2, X_3) := (Y_1, Y_2, Y_3) + r \cdot (Z_1, Z_2, Z_3)$. Figure 1 shows the empirical power for the three moment methods depending on the sample size for the case $r = 0.5$. Pearson's approximation matches the benchmark, the variance based estimate is slightly less powerful and the classical method is clearly outperformed. Nevertheless, since the test is consistent against all alternatives in the limit $N \rightarrow \infty$ each method has power 1.*

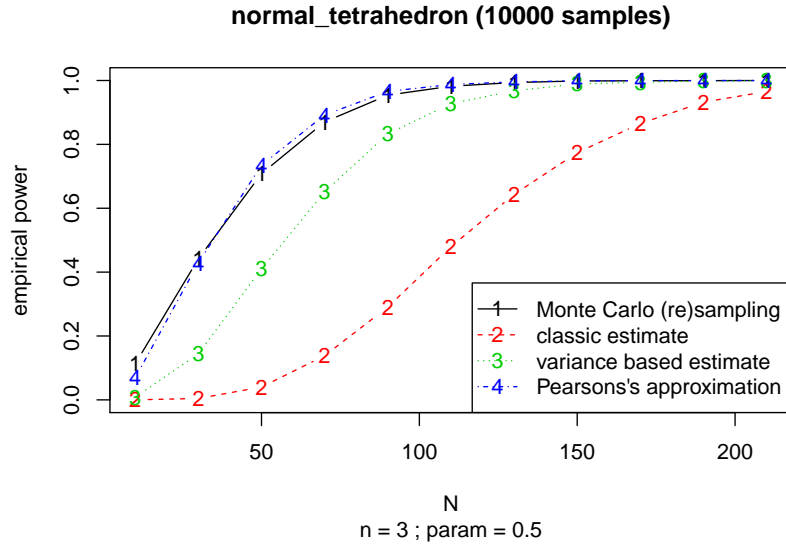


Figure 1: Power of the moment methods for samples of the normal tetrahedron (Ex. 5.1).

Example 5.2 (Multivariate Bernoulli marginals). Let Y_i be independent Bernoulli distributed random variables and define $X_1 := (Y_1, \dots, Y_5)$ and $X_2 := (Y_6, \dots, Y_{10})$. Now consider the sample distance multivariate corresponding to $M(X_1, X_2)$. We computed 10000 samples of this for $N = 100$, and estimated (from these samples directly, i.e., not with our methods which would only require one sample) the empirical distribution and its mean, variance and skewness. The distribution function and the estimates are plotted in Figure 2. This illustrates several important aspects: 1. For multivariate Bernoulli marginals the classical estimate is not sharp, in contrast to the univariate case (cf. Remark 4.25). 2. The classical and our variance based estimate are only tail estimates, and they can be very conservative. 3. Pearson's approximation (which uses only one parameter more than the variance based estimate) works astonishingly well.

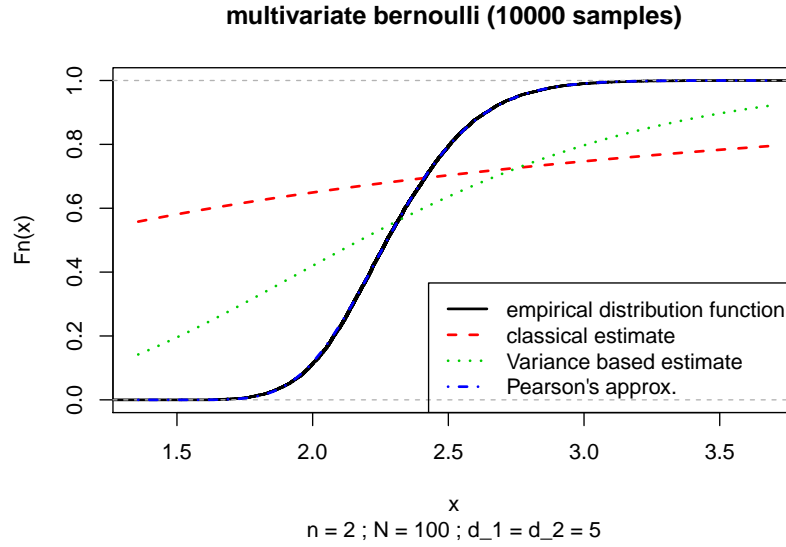


Figure 2: The distribution function predicted by the moment methods for multivariate Bernoulli marginals (Ex. 5.2).

Example 5.3 (Variants of the classical estimate). *Let X_i be independent Bernoulli random variables. The classical estimate is (in the limit) sharp for this case, see Remark 4.25. But for the finite sample case there are at least four ways to estimate the mean which is required for the tail estimate: the biased or unbiased estimator for the limit or for the finite sample mean. In Figure 3 the empirical size of the corresponding tests is depicted for (very) small sample sizes. The unbiased finite sample estimator is closest to the true value. As expected (Remarks 4.15.1 and 4.24) the biased limit estimator is very close to it but it is slightly less conservative. The biased finite sample estimator yields a (too) liberal behavior, the unbiased limit estimator yields a (too) conservative behavior. The latter becomes even more obvious for $n > 2$, see Figure 4.*

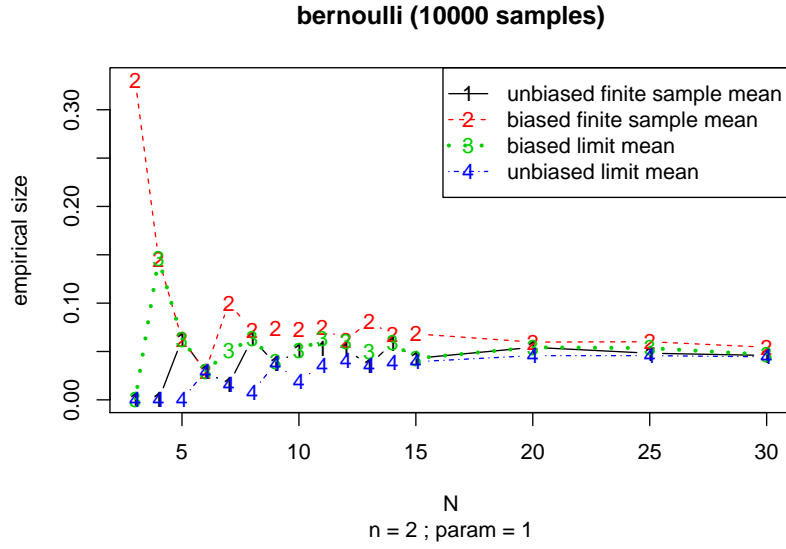


Figure 3: Empirical size using the classical estimate with 4 different mean estimators for X_1, X_2 Bernoulli random variates (Ex. 5.3).

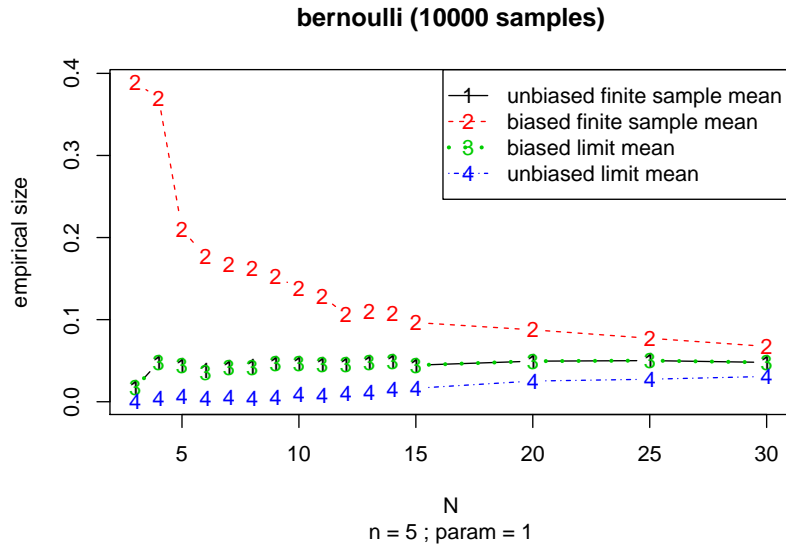


Figure 4: Empirical size using the classical estimate with 4 different mean estimators for X_1, \dots, X_5 Bernoulli random variates (Ex. 5.3).

Example 5.4 (Moment estimation is faster than resampling). *We compare the time for computation of all moment estimates for one sample with the time of one evaluation of multivariate for one resampling. In Figure 5 their ratio is depicted, i.e., the number of evaluations of multivariate (with resampling the data) which can be performed in the time it takes to compute all moment estimates. We use normally distributed marginals and take in the ratio the median of the computation time of 100 repetitions.*

Note that [26] suggest the use of $\lfloor 200 + \frac{5000}{N} \rfloor$ resampling samples, thus – by the numbers in Figure 5 – the moment approach is clearly faster than the resampling approach even for small samples.

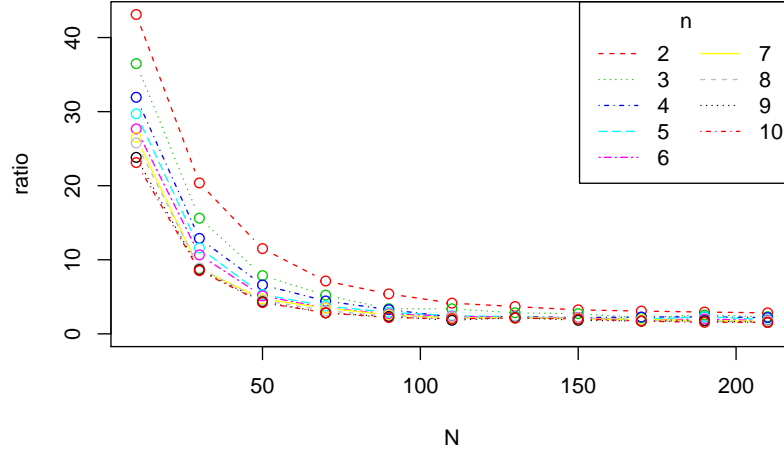


Figure 5: The number of evaluations of multivariate (with resampling the data) which can be performed in the time of the computation of all moment estimates (Ex. 5.4).

Example 5.5 (Estimation of the parameters μ_i, b_i, c_i, d_i of the marginals). *There are four settings for the estimation of the moments corresponding to the marginal distribution: with or without bias for multivariate with or without normalization.*

Figures 6, 7 and 8 show the estimation of $\mu^{(1)}, \mu^{(2)}, \mu^{(3)}$ and b, c, d . Of these the biased estimators clearly show the bias for small sample sizes. In the case of unbiased estimators without normalization the estimators are really unbiased. But note that in the case of using unbiased estimators for normalized multivariate there is a bias, since the transformation of the estimator creates a bias (see also the comment on biased and unbiased estimators in Section 4.5).

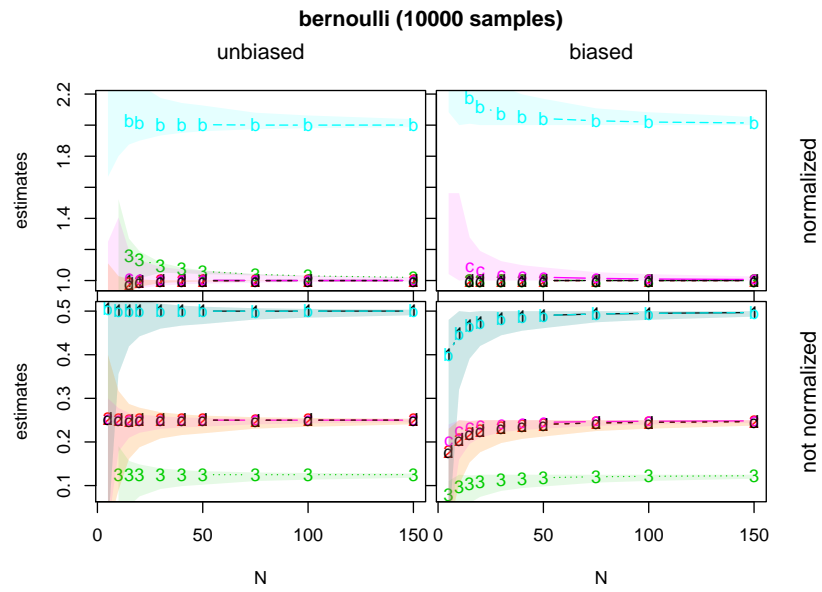


Figure 6: Convergence of the estimates of the parameters of the marginal distribution for Bernoulli variates (Ex. 5.5). The shaded regions describe the 5% to 95% quantile of the estimates and the labeled line is the mean.

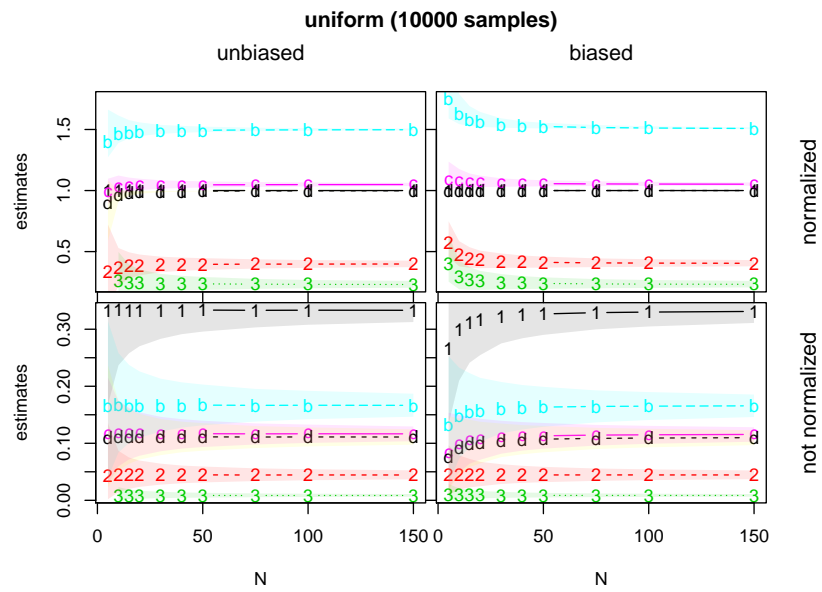


Figure 7: Convergence of the estimates of the parameters of the marginal distribution for uniformly distributed variates (Ex. 5.5).

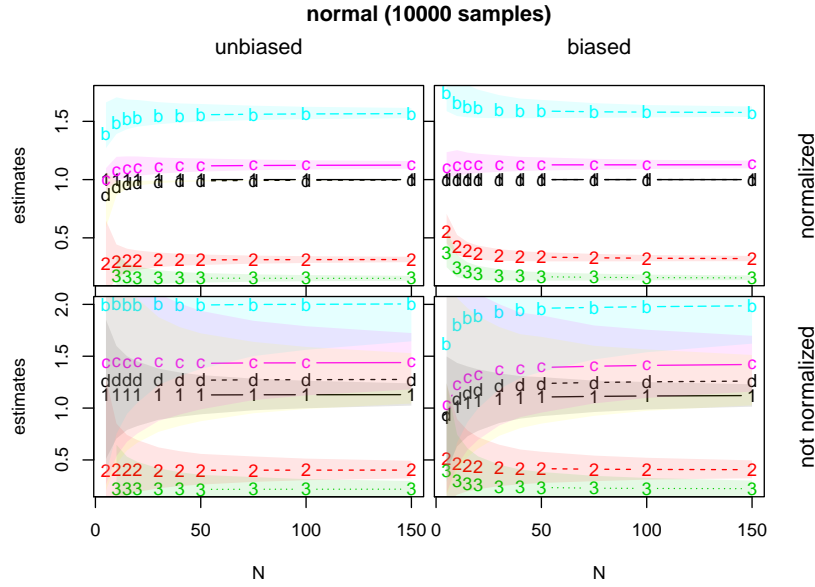


Figure 8: Convergence of the estimates of the parameters of the marginal distribution for standard normal variates (Ex. 5.5).

Example 5.6 (A priori parameter estimation for known marginals). *In the case of known marginal distributions one can also use precomputed values for the parameters $\mu_i^{(1)}, \mu_i^{(2)}, \mu_i^{(3)}$. To compare different numerical approaches based on the derived representations we give theoretical values (obtained from straightforward but tedious computations assisted by MAPLE) against the following three numerical schemes (implemented in MATLAB):*

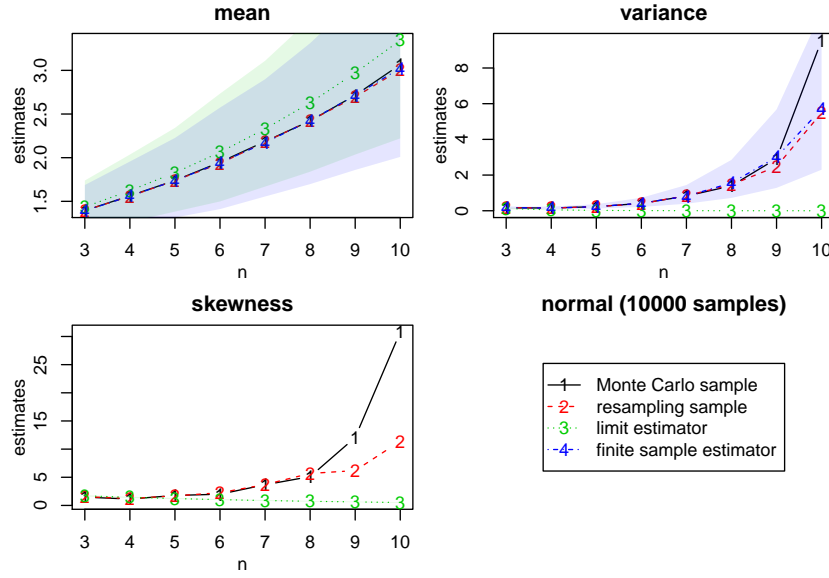
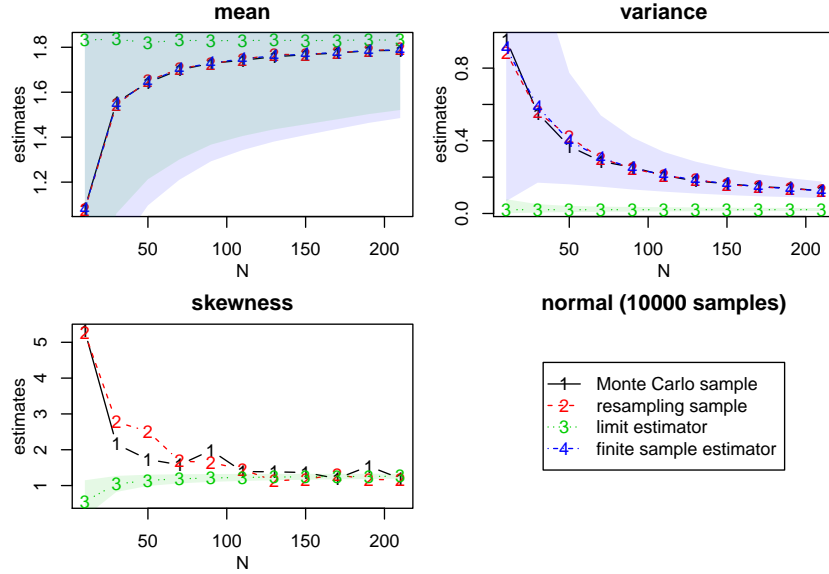
1. use Nyström's method to estimate (some of) the coefficients $\alpha_i, i \in I$, and use (3.11);
2. use numerical quadrature to compute the iterated integrals of the kernels K in (3.12);
3. use numerical quadrature to compute the expectations in Lemma 4.9.

We compare the results against values of the estimators ${}^N\mu^{(k)}$ based on generated samples using

4. the biased estimators for the summands given in Corollary 4.12 or
5. the unbiased estimators for the summands given in Remark 4.13.

Results for four univariate marginal distributions (Bernoulli with $p = \frac{1}{2}$, uniform distribution on $[0, 1]$, standard normal distribution, exponential distribution with $\lambda = 1$) are summarized in Table 2 on page 50, where we used 100 nodes for the quadratures and the estimators are based on sample size $N = 1000$.

Example 5.7 (Estimation of the (joint) moments). *For the case of normal marginals Figure 9 shows the estimates of the moments of the test statistic depending on n for fixed $N = 100$. In particular for larger n this shows that the limit variance underestimates the finite sample variance by far. In Figure 10 the estimates depending on N for fixed $n = 5$ are shown. These show that for small N the limit mean overestimates the finite sample mean, and for large N the finite sample variance decreases (very) slowly to the limit variance.*

Figure 9: Moment estimation for normal marginals for fixed $N = 100$ (Ex. 5.7).Figure 10: Moment estimation for normal marginals for fixed $n = 5$ (Ex. 5.7).

Example 5.8 (Distribution of the finite sample estimator). *Most methods of Section 4.5 use the finite sample estimators as if the test statistic is distributed as a Gaussian quadratic form. Although the other examples show that this works very well, one should be aware of the fact that in general the distribution is not that of a Gaussian quadratic form. As extrem example consider the case of Bernoulli marginals. In this case the distribution of $N \cdot {}^N M^2(\mathbf{X}^{(1)}, \dots, \mathbf{X}^{(N)})$ is a discrete distribution taking only finitely many values, e.g., for $N = 10$ there are only 35 different values (realized in 10000 samples). See Figure 11 for the empirical counting density, which is very irregular.*

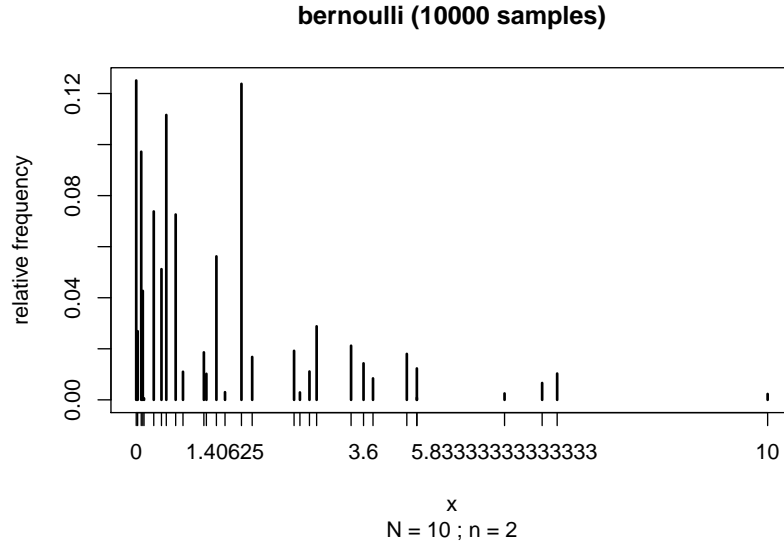


Figure 11: Counting density (based on 10000 samples) of sample distance multivariance with Bernoulli marginals for small samples $N = 10$ (Ex. 5.8).

Example 5.9 (Robustness). *Here we consider a case where the assumptions of the tests, i.e., the moment condition given in Remark 4.2 and the implicit assumptions on the existence of the parameters by each method, are violated.*

Let X_i be random variables with Student's t -distribution with 1 degree of freedom, thus their expectation does not exist. Figure 12 shows that therefore the moment estimates are problematic. In Figure 13 the empirical size (for independent X_i) is shown, which looks reasonable – but shows already strange behavior for $n = 3$. Moreover, we also consider a dependent sample, similarly to [26, Example 1(b)]. Let (Y_1, \dots, Y_{10}) be multivariate t -distributed with 1 degree of freedom and the scale matrix being the identity plus a block matrix with 5×5 blocks being 0, 0.1, 0.1, 0. In Figure 14 the power of the tests is depicted. Note that the methods appear to be much more powerful than the benchmark. In Figure 15 the same example is computed for normalized multivariance, here only Pearson's method is liberal.

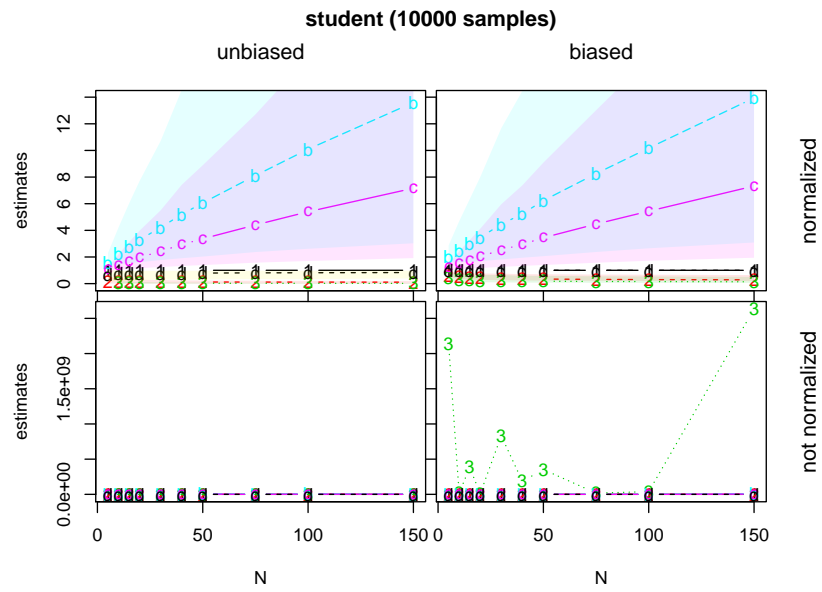


Figure 12: Estimation of the marginal moments for Student-t distributed variates, which violate the basic assumptions (Ex. 5.9).

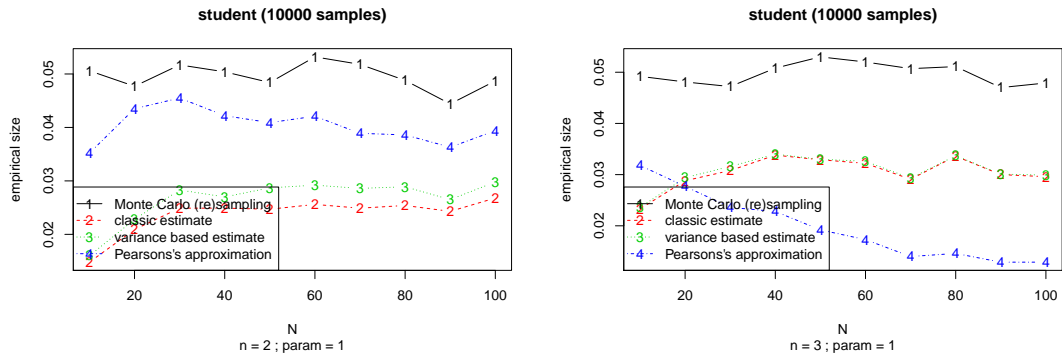


Figure 13: Empirical size of the moment methods for Student-t distributed variates, which violate the basic assumptions (Ex. 5.9).

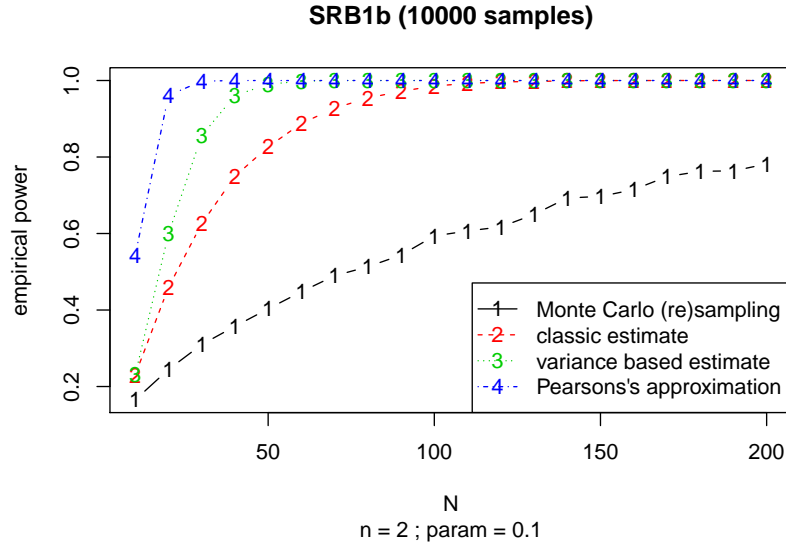


Figure 14: Power of the moment methods for dependent multivariate Student-t distributed marginals using distance multivariate (Ex. 5.9).

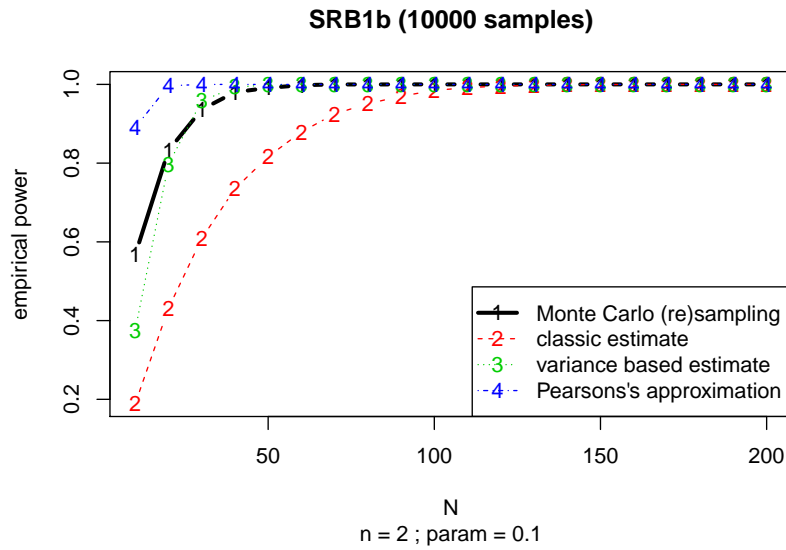


Figure 15: Power of the moment methods for dependent multivariate Student-t distributed marginals using normalized distance multivariate (Ex. 5.9).

Example 5.10 (All methods, all examples). *To give recommendations for applications of our methods we performed a (huge) study. Here we try a brief description:*

We considered examples of this paper and many other examples discussed in [4, 26, 28] (see Section 6.3 in the Appendix for more details). For each (that is also for each specific parameter choices in the examples, e.g., sample sizes, dimensions, correlations parameters) we computed (for 10000 samples) the benchmark p-values (using normalized distance multivariate) and our estimates. Hereto we used various combinations of the moment estimations and p-value estimation as discussed in Section 4.5.

Then the relative mean squared error of the estimates in comparison to the benchmark was computed (considering only the relevant tail). Moreover, also for each case it was noted if the p -value was conservative in comparison to the benchmark (plus some margin of error). The results are summarized in Figure 16 and details are given in Section 6.3 in the Appendix.

For the methods described in Section 4.5 we use the abbreviations: classical estimate (c1), variance based estimate (cv), Pearson's approximation (pe) and the central limit theorem method (clt). For the moment estimators we append to the methods name: limit (l) or finite sample (N), biased (b) or unbiased (u). Finally we appended (.no) if the normalized multivariate was used. Recall that we did not derive a finite sample estimator for the skewness, thus it is always estimated by its limit estimator.

Before deriving any conclusions note that by definition the results of this comparison depend on the choice of the utility function (i.e., here we prefer methods which 'are not liberal and have small relative mean squared error') and on the choice of examples. Nevertheless also with other utility functions and for other subsets of the data (see Section 6.3 in the Appendix for more details) the following observations appear:

- Pearson's estimate used with the unbiased finite sample estimators for normalized multivariate performs very good. It has the lowest relative mean squared error for the estimates, thus it is closest to the benchmark power/empirical size.

In the case of dependent multivariate marginals it appears for small samples to be (too) liberal, i.e., more powerful than the benchmark - this requires further future investigation.

- The variance estimate (in particular, used with the unbiased finite sample estimators for normalized multivariate) and the classical estimate are conservative. Theoretically the classical estimate is more conservative and this also shows in the dependence examples, see also Example 5.1. If the variance is large then both methods coincide.
- For m -multivariate with identically distributed marginals and n not too small (e.g., $n > 10$) also the central limit theorem method shows good performance.
- There are some deviations which are notable:
 - In some examples the relative mean squared error increases with decreasing sample size (e.g., for $N < 30$) – which seems somehow natural given the greater variability of estimates based on less data. Anyway, in this setting the resampling method could be considered as an alternative, in particular, since for small N the speed advantage of the moment methods is less pronounced (Example 5.4).
 - With increasing dimension (n large, e.g., $n > 30$) also p -values of Pearson's estimate become conservative for standard multivariate and total multivariate.
 - Due to its erratic behavior we excluded the example already discussed in Example 5.9, i.e., dependent Student distributed random variables with 1 degree of freedom which do not satisfy the moment conditions given in Remark 4.2 which are a prerequisite for the application of distance multivariate.

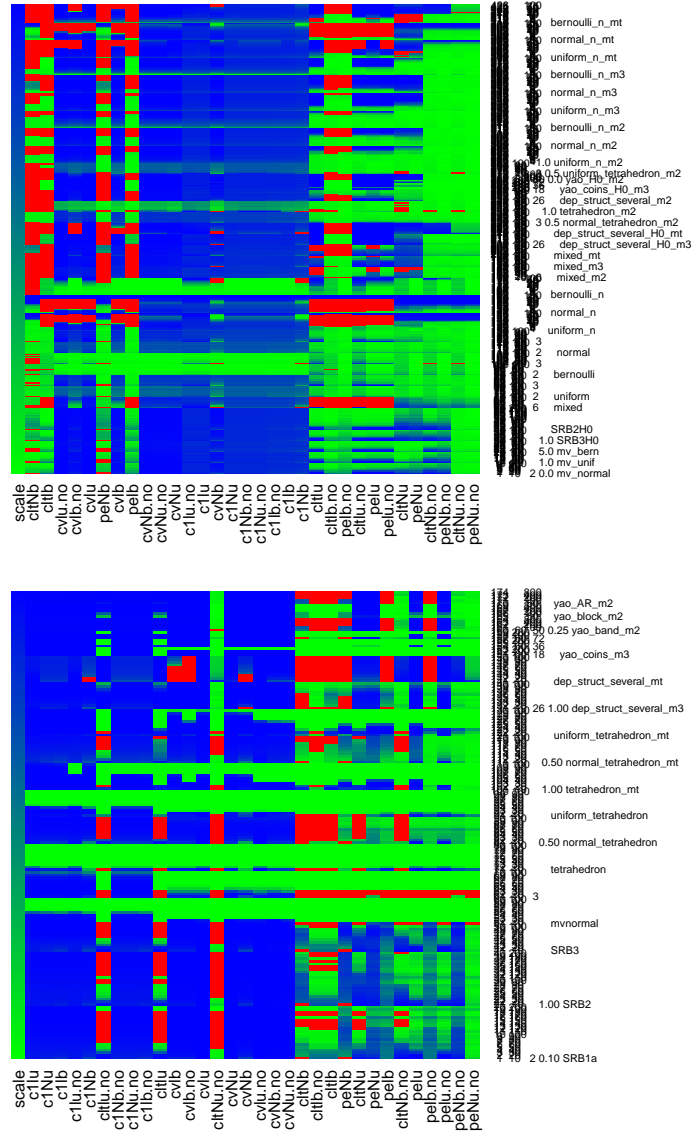


Figure 16: Heatmaps of the performance of the methods (columns) for various examples (rows), see Ex. 5.10. In the first plot are H_0 examples in the second are dependence examples, for details see Section 6.3 in the Appendix. The relative mean squared error to the benchmark (with cutoff at 1) is colored green to blue, and the heat map is overlaid with red for cases where the p-value estimates were not conservative. The columns are ordered with decreasing error from left to right (treating 'not conservative' as error of size 2).

k	1	2	3
Bernoulli marginal theoretical value	$\frac{1}{2}$	$\frac{1}{4}$	$\frac{1}{8}$
1. Nyström method	0.475400	0.226005	0.107443
2. quadrature (kernels)	0.475400	0.226005	0.107443
3. quadrature (expectations)	0.500000	0.250000	0.125000
4. estimator (biased)	0.499712	0.249712	0.124784
5. estimator (unbiased)	0.500212	0.250212	0.125159
uniform marginal theoretical value	$\frac{1}{3}$	$\frac{2}{45}$	$\frac{8}{945}$
		≈ 0.044444	≈ 0.008466
1. Nyström method	0.287288	0.044055	0.008424
2. quadrature (kernels)	0.287288	0.044055	0.008424
3. quadrature (expectations)	0.333306	0.044459	0.008468
4. estimator (biased)	0.336099	0.045536	0.008784
5. estimator (unbiased)	0.336436	0.045538	0.008777
normal marginal theoretical value	$\frac{2}{\sqrt{\pi}}$	$\frac{4\pi+12(1-\sqrt{3})}{3\pi}$	$\frac{8-8\pi+12\sqrt{2}-12\sqrt{3}+18\arctan 2\sqrt{2}}{\pi\sqrt{\pi}}$
	≈ 1.128379	≈ 0.401257	≈ 0.217387
1. Nyström method	1.082144	0.401209	0.217387
2. quadrature (kernels)	1.082144	0.401209	0.217387
3. quadrature (expectations)	1.123745	0.408878	0.221314
4. estimator (biased)	1.099665	0.385760	0.205712
5. estimator (unbiased)	1.100766	0.385105	0.205009
exponential marginal theoretical value	1	$\frac{1}{3}$	$\frac{1}{6}$
1. Nyström method	0.953846	0.333081	0.166583
2. quadrature (kernels)	0.953846	0.333081	0.166583
3. quadrature (expectations)	0.995893	0.339694	0.169711
4. estimator (biased)	0.964818	0.314795	0.152974
5. estimator (unbiased)	0.965784	0.313787	0.151984

Table 2: Comparison of numerical approximation schemes for the sums of coefficients for four univariate marginals (Ex. 5.6).

References

- [1] T. Adalı, P. J. Schreier, and L. L. Scharf. Complex-valued signal processing: The proper way to deal with impropriety. *IEEE Transactions on Signal Processing*, 59(11):5101–5125, 2011.
- [2] K. Atkinson and W. Han. *Theoretical Numerical Analysis. A Functional Analysis Framework*, volume 39 of *Texts in Applied Mathematics*. Springer, New York, second edition, 2005.
- [3] C. Berg, J. P. R. Christensen, and P. Ressel. *Harmonic Analysis on Semigroups. Theory of Positive Definite and Related Functions*, volume 100 of *Graduate Texts in Mathematics*. Springer, New York, 1984.
- [4] B. Böttcher. Dependence structures - estimation and visualization using distance multivariate. arXiv: 1712.06532, 2017.
- [5] B. Böttcher. *multivariate: Measuring Multivariate Dependence Using Distance Multivariate*. CRAN, 2017. R package.
- [6] B. Böttcher, M. Keller-Ressel, and R. L. Schilling. Detecting independence of random vectors I. Generalized distance covariance and Gaussian covariance. arXiv:1711.07778, 2017.
- [7] B. Böttcher, M. Keller-Ressel, and R. L. Schilling. Detecting independence of random vectors II. Distance multivariate and Gaussian multivariate. arXiv:1711.07775, 2017.
- [8] R. B. Davies. The distribution of a linear combination of chi-squared random variables. (Algorithm AS 155). *J. R. Stat. Soc., Ser. C*, 29:323–333, 1980.
- [9] P. Duchesne and P. L. de Micheaux. Computing the distribution of quadratic forms: Further comparisons between the Liu-Tang-Zhang approximation and exact methods. *Computational Statistics & Data Analysis*, 54:858–862, 2010.
- [10] F. W. Farebrother. Algorithm AS 204: The distribution of a positive linear combination of χ^2 random variables. *J. Royal Statist. Soc. Series C (Applied Statistics)*, 33(3):332–339, 1984.
- [11] J. P. Imhof. Computing the distribution of quadratic forms in normal variables. *Biometrika*, 48:419–426, 1961.
- [12] S. Jaschke, C. Klüppelberg, and A. Lindner. Asymptotic behavior of tails and quantiles of quadratic forms of Gaussian vectors. *J. Multivariate Anal.*, 88(2):252–273, 2004.
- [13] S. Kotz, N. Johnson, and D. Boyd. Series representations of distributions of quadratic forms in normal variables. I: Central case. II: Non-central case. *Ann. Math. Stat.*, 38:823–837, 838–848, 1967.
- [14] H. H. Kuo. *Gaussian Measures in Banach spaces*. Lecture Notes in Mathematics, Vol. 463. Springer, Berlin-New York, 1975.
- [15] H. Liu, Y. Tang, and H. H. Zhang. A new chi-square approximation to the distribution of non-negative definite quadratic forms in non-central normal variables. *Computational Statistics & Data Analysis*, 53(4):853–856, 2009.
- [16] A. Mathai and S. B. Provost. *Quadratic Forms in Random Variables. Theory and Applications*. New York: Marcel Dekker, 1992.
- [17] K. S. Miller. Complex Gaussian processes. *SIAM Rev.*, 11:544–567, 1969.
- [18] B. Picinbono. On circularity. *IEEE Transactions on Signal Processing*, 42(12):3473–3482, 1994.
- [19] M. Reed and B. Simon. *Methods of Modern Mathematical Physics. I. Functional Analysis*. Academic Press, Inc. [Harcourt Brace Jovanovich, Publishers], New York, second edition, 1980.

- [20] H. Ruben. Probability content of regions under spherical normal distributions. IV. The distribution of homogeneous and non-homogeneous quadratic functions of normal variables. *Ann. Math. Statist.*, 33:542–570, 1962.
- [21] Z. Sasvári. *Multivariate Characteristic and Correlation Functions*, volume 50 of *De Gruyter Studies in Mathematics*. Walter de Gruyter & Co., Berlin, 2013.
- [22] T. Sottinen and L. Viitasaari. Fredholm representation of multiparameter Gaussian processes with applications to equivalence in law and series expansions. *Modern Stochastics: Theory and Applications*, 2(3):287–295, 2015.
- [23] S. A. Sultan and D. S. Tracy. Moments of the complex multivariate normal distribution. *Linear Algebra and its Applications*, 237:191 – 204, 1996. Linear Algebra and Statistics: In Celebration of C. R. Rao’s 75th Birthday (September 10, 1995).
- [24] H. Sun. Mercer theorem for RKHS on noncompact sets. *Journal of Complexity*, 21(3):337–349, 2005.
- [25] G. J. Székely and N. K. Bakirov. Extremal probabilities for Gaussian quadratic forms. *Probability theory and related fields*, 126(2):184–202, 2003.
- [26] G. J. Székely, M. L. Rizzo, and N. K. Bakirov. Measuring and testing dependence by correlation of distances. *The Annals of Statistics*, 35(6):2769–2794, 2007.
- [27] G. Tziritas. On the distribution of positive-definite Gaussian quadratic forms. *IEEE Transactions on Information Theory*, 33(6):895–906, 1987.
- [28] S. Yao, X. Zhang, and X. Shao. Testing mutual independence in high dimension via distance covariance. *Journal of the Royal Statistical Society. Series B. Statistical Methodology*, 2017.
- [29] V. Zolotarev. Concerning a certain probability problem. *Theory of Probability & Its Applications*, 6(2):201–204, 1961.

G. BERSCHNEIDER:

OTTO-VON-GUERICKE-UNIVERSITÄT MAGDEBURG, FAKULTÄT FÜR MATHEMATIK, UNIVERSITÄTSPLATZ 2, 39106 MAGDEBURG, GERMANY, georg.berschneider@ovgu.de

B. BÖTTCHER:

TU DRESDEN, FAKULTÄT MATHEMATIK, INSTITUT FÜR MATHEMATISCHE STOCHASTIK, 01062 DRESDEN, GERMANY, bjoern.boettcher@tu-dresden.de

6 Appendix

6.1 Notes on x_0 in the quadratic form estimate

We are interested in an explicit upper bound for x_0 in Theorem 2.1. Hereto recall the setting in the final steps of its proof: Let $\alpha \in (0, 1]$ and $x_0(\alpha)$ be such that

$$0 < \mathbb{P}\left(\frac{1}{\lceil 1/\alpha \rceil} Y_{\lceil 1/\alpha \rceil} \leq x_0(\alpha)\right) = \mathbb{P}\left(\frac{1}{\lceil 1/\alpha \rceil + 1} Y_{\lceil 1/\alpha \rceil + 1} \leq x_0(\alpha)\right) < 1.$$

By [25, Prop. 1] the value of $x_0(\alpha)$ is unique, the function $\alpha \mapsto x_0(\alpha)$ is increasing on $(0, 1]$ and bounded by $x_0(1) \approx 1.536404$ (see Figure 17 for a plot of $x_0(\alpha)$ and Figure 18 for the corresponding probabilities). Furthermore, by [25, Prop. 1', p. 189],

$$\mathbb{P}\left(\frac{1}{\lceil 1/\beta \rceil} Y_{\lceil 1/\beta \rceil} \leq x\right) = \inf_{n \in \mathbb{N}, \frac{1}{n} \leq \beta} \mathbb{P}\left(\frac{1}{n} Y_n \leq x\right)$$

for all $x \geq x_0(\beta)$. By this the statement of Theorem 2.1 was reduced in the proof to the inequality

$$\min \left\{ \mathbb{P}\left(\frac{1}{\lceil 1/\beta \rceil} Y_{\lceil 1/\beta \rceil} \leq x\right), \mathbb{P}\left(\beta Y_{\lfloor \frac{1}{\beta} \rfloor}^{(1)} + (1 - \beta \lfloor \frac{1}{\beta} \rfloor) Y_1^{(2)} \leq x\right) \right\} \geq \mathbb{P}(\alpha Y_{\frac{1}{\alpha}} \leq x) \quad (6.1)$$

for all $x \geq x_0(\alpha)$ and all $\beta \leq \alpha$. By direct implementation $x_0(\alpha, \beta)$ – the smallest x for which (6.1) holds – can be computed and it is less than $x_0(\alpha)$, see Figure 17.

To illustrate the difficulty of an analytic approach note that we have to prove the two inequalities

$$\mathbb{P}\left(\frac{1}{\lceil 1/\beta \rceil} Y_{\lceil 1/\beta \rceil} \leq x\right) \geq \mathbb{P}(\alpha Y_{\frac{1}{\alpha}} \leq x), \quad (6.2)$$

$$\mathbb{P}(\beta Y_{\lfloor \frac{1}{\beta} \rfloor}^{(1)} + (1 - \beta \lfloor \frac{1}{\beta} \rfloor) Y_1^{(2)} \leq x) \geq \mathbb{P}(\alpha Y_{\frac{1}{\alpha}} \leq x). \quad (6.3)$$

The first inequality holds since (using results of numerical computations) for $x \geq x_0(\alpha)$ the function $r \mapsto \mathbb{P}(\frac{1}{r} Y_r \leq x)$ is either increasing or convex with dominant value on the integers (i.e., it reaches on an interval $[i, i + 1]$ the maximum on the right end point). Thus an analytic proof for (6.2) would 'just' amount to a calculation of the extreme values of this function – although the density is known explicitly it seems to be intangible (or at least very technical). For the second inequality it becomes even more difficult.

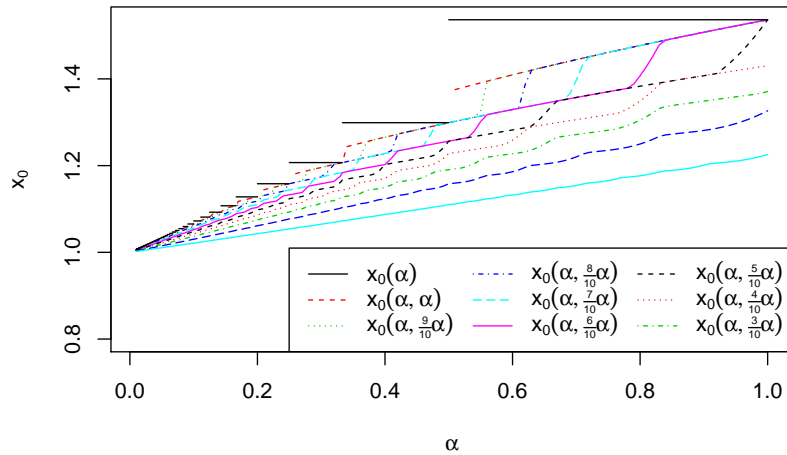


Figure 17: $x_0(\alpha)$ and $x_0(\alpha, \beta)$ (Sec. 6.1).

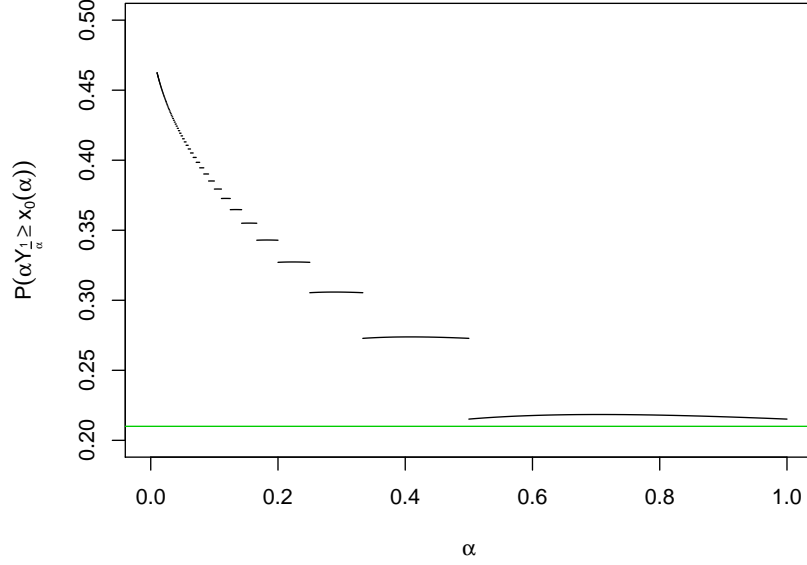


Figure 18: The value of $\alpha \mapsto 1 - \mathbb{P}(\alpha Y_{\perp_{\alpha}} \geq x_0(\alpha))$ with level 0.21 as horizontal line (Sec. 6.1, see also Remark 2.2.2).

6.2 Derivation of the unbiased estimator for $\mu_i^{(3)}$

In this section we give a more detailed exposition on the derivation of unbiased estimators for the summands in the representation (4.24) of $\mu_i^{(3)}$, cf. Remark 4.13. For the sake of simplicity, we omit the dependence on the marginal and define $m := \mathbb{E}(\psi(X - X'))$, $d := m^2$,

$$\begin{aligned}
 b &:= \mathbb{E}(\psi(X - X')^2), & c &:= \mathbb{E}(\psi(X - X')\psi(X' - X'')), \\
 e &:= \mathbb{E}(\psi(X - X')\psi(X' - X'')\psi(X'' - X)), & f &:= \mathbb{E}(\psi(X - X')\psi(X' - X'')\psi(X'' - X''')), \\
 g &:= \mathbb{E}(\psi(X - X')^3), & h &:= \mathbb{E}(\psi(X - X')^2\psi(X - X'')), \\
 u &:= m^3, & v &:= \mathbb{E}(\psi(X - X')\psi(X - X'')\psi(X - X''')), \\
 w &:= b \cdot m, & y &:= c \cdot m.
 \end{aligned}$$

Then (4.24) reads $\mu^{(3)} = -e + 3f - 3y + u$. Given a sample $x = (x^{(1)}, \dots, x^{(N)})$ of X and $B := (\psi(x^{(j)} - x^{(k)}))_{j,k=1,\dots,N}$ it is straightforward to find the following unbiased estimators for m, e, g and h :

$$\begin{aligned}
 \frac{1}{N(N-1)}|B| &\xrightarrow{N \rightarrow \infty} m, \\
 \frac{1}{N(N-1)(N-2)}|B^2 \circ B| &\xrightarrow{N \rightarrow \infty} e, \\
 \frac{1}{N(N-1)}|B \circ B \circ B| &\xrightarrow{N \rightarrow \infty} g, \\
 \frac{1}{N(N-1)(N-2)}(|(B \circ B) \cdot B| - |B \circ B \circ B|) &\xrightarrow{N \rightarrow \infty} h.
 \end{aligned}$$

In order to estimate f we start from the obvious (biased) estimator

$$\hat{f} = \frac{1}{N^4} \sum_{j,k,\ell,m=1}^N \psi(x^{(j)} - x^{(k)})\psi(x^{(k)} - x^{(\ell)})\psi(x^{(\ell)} - x^{(m)}) = \frac{1}{N^4}|B^3|$$

and obtain (for independent copies $X^{(\ell)}$, $1 \leq \ell \leq N$, of X)

$$\begin{aligned}
N^4 \mathbb{E}(\hat{f}) &= \sum_{j=1}^N \sum_{k \neq j} \left[\mathbb{E} \left(\psi(X^{(j)} - X^{(k)})^3 \right) \right. \\
&\quad + \sum_{m \neq j, k} \mathbb{E} \left(\psi(X^{(j)} - X^{(k)})^2 \psi(X^{(j)} - X^{(m)}) \right) \\
&\quad + \sum_{\ell \neq j, k} \left[\mathbb{E} \left(\psi(X^{(j)} - X^{(k)}) \psi(X^{(k)} - X^{(\ell)}) \psi(X^{(\ell)} - X^{(j)}) \right) \right. \\
&\quad \left. + \mathbb{E} \left(\psi(X^{(j)} - X^{(k)}) \psi(X^{(k)} - X^{(\ell)})^2 \right) + \right. \\
&\quad \left. \left. \sum_{m \neq j, k, \ell} \mathbb{E} \left(\psi(X^{(j)} - X^{(k)}) \psi(X^{(k)} - X^{(\ell)}) \psi(X^{(\ell)} - X^{(m)}) \right) \right] \right] \\
&= N(N-1)g + 2N(N-1)(N-2)h + N(N-1)(N-2)e \\
&\quad + N(N-1)(N-2)(N-3)f.
\end{aligned}$$

Inserting the previously determined unbiased estimators for e, g and h we arrive at (4.37), i.e.,

$$\frac{1}{N(N-1)(N-2)(N-3)} (|B^3| - |B^2 \circ B| - 2|(B \circ B) \cdot B| + |B \circ B \circ B|) \xrightarrow{N \rightarrow \infty} f.$$

Similarly the estimators for the auxiliary variables v and w are obtained

$$\begin{aligned}
&\frac{1}{N(N-1)(N-2)(N-3)} (|\text{cs}(B) \circ \text{cs}(B) \circ \text{cs}(B)| + 2|B \circ B \circ B| \\
&\quad - 3|(B \circ B) \cdot B|) \xrightarrow{N \rightarrow \infty} v, \\
&\frac{1}{N(N-1)(N-2)(N-3)} (|B \circ B| \cdot |B| - 4|(B \circ B) \cdot B| + 2|B \circ B \circ B|) \xrightarrow{N \rightarrow \infty} w,
\end{aligned}$$

where $\text{cs}(B)$ denotes the vector of the column sums of B .

To find an unbiased estimator for $y = c \cdot m$ we start from

$$\hat{y} = \frac{1}{N^5} \sum_{j, k, \ell, m, n=1}^N \psi(x^{(j)} - x^{(k)}) \psi(x^{(k)} - x^{(\ell)}) \psi(x^{(m)} - x^{(n)}) = \frac{1}{N^5} |B^2| \cdot |B|$$

and obtain

$$\begin{aligned}
N^5 \mathbb{E}(\hat{y}) &= \sum_j \sum_{k \neq j} \left[2\mathbb{E}(\psi(X^{(j)} - X^{(k)})^3) + 4 \sum_{n \neq j, k} \mathbb{E}(\psi(X^{(j)} - X^{(k)})^2 \psi(X^{(j)} - X^{(n)})) \right. \\
&\quad + \sum_{m \neq j, k} \sum_{n \neq j, k, m} \mathbb{E}(\psi(X^{(j)} - X^{(k)})^2 \psi(X^{(m)} - X^{(n)})) \\
&\quad + \sum_{\ell \neq k, j} \left[2\mathbb{E}(\psi(X^{(j)} - X^{(k)})^2 \psi(X^{(k)} - X^{(\ell)})) \right. \\
&\quad \quad + 2\mathbb{E}(\psi(X^{(j)} - X^{(k)}) \psi(X^{(k)} - X^{(\ell)})^2) \\
&\quad \quad + 2\mathbb{E}(\psi(X^{(j)} - X^{(k)}) \psi(X^{(k)} - X^{(\ell)}) \psi(X^{(\ell)} - X^{(j)})) \\
&\quad \quad + 2 \sum_{n \neq j, k, \ell} \mathbb{E}(\psi(X^{(j)} - X^{(k)}) \psi(X^{(k)} - X^{(\ell)}) \psi(X^{(k)} - X^{(n)})) \\
&\quad \quad + 2 \sum_{n \neq j, k, \ell} \mathbb{E}(\psi(X^{(j)} - X^{(k)}) \psi(X^{(k)} - X^{(\ell)}) \psi(X^{(j)} - X^{(n)})) \\
&\quad \quad + 2 \sum_{n \neq j, k, \ell} \mathbb{E}(\psi(X^{(j)} - X^{(k)}) \psi(X^{(k)} - X^{(\ell)}) \psi(X^{(\ell)} - X^{(n)})) \\
&\quad \quad \left. \left. + \sum_{m \neq j, k, \ell} \sum_{n \neq j, k, \ell, m} \mathbb{E}(\psi(X^{(j)} - X^{(k)}) \psi(X^{(k)} - X^{(\ell)}) \psi(X^{(m)} - X^{(n)})) \right] \right] \\
&= 2N(N-1)g + 4N(N-1)(N-2)h + N(N-1)(N-2)(N-3)w + 4N(N-1)(N-2)h \\
&\quad 2N(N-1)(N-2)e + 2N(N-1)(N-2)(N-3)v + 4N(N-1)(N-2)(N-3)f \\
&\quad + N(N-1)(N-2)(N-3)(N-4)y.
\end{aligned}$$

Thus, inserting all previously determined unbiased estimators we arrive at (4.38), i.e.,

$$\begin{aligned}
&\frac{(N-5)!}{N!} (|B^2| \cdot |B| - |B \circ B| \cdot |B| - 2|\text{cs}(B) \circ \text{cs}(B) \circ \text{cs}(B)| \\
&\quad - 4|B \circ B \circ B| - 4|B^3| + 2|B^2 \circ B| + 10|(B \circ B) \cdot B|) \xrightarrow{N \rightarrow \infty} y = m \cdot c.
\end{aligned}$$

Finally, for $u = m^3$ we start from

$$\hat{u} = \frac{1}{N^6} \sum_{j, k, \ell, m, n, o=1}^N \psi(x^{(j)} - x^{(k)}) \psi(x^{(\ell)} - x^{(m)}) \psi(x^{(n)} - x^{(o)}) = \frac{1}{N^6} |B|^3$$

to obtain

$$\begin{aligned}
N^6 \mathbb{E}(\hat{u}) &= \sum_{j=1}^N \sum_{k \neq j} \left[4\mathbb{E}(\psi(X^{(j)} - X^{(k)})^3) \right. \\
&\quad + 2 \sum_{n \neq j, k} \left[4\mathbb{E}(\psi(X^{(j)} - X^{(k)})^2 \psi(X^{(n)} - X^{(j)})) \right. \\
&\quad \quad \left. + \sum_{o \neq j, k, n} \mathbb{E}(\psi(X^{(j)} - X^{(k)})^2 \psi(X^{(n)} - X^{(o)})) \right] \\
&\quad + 2 \sum_{m \neq j, k} \left[4\mathbb{E}(\psi(X^{(j)} - X^{(k)})^2 \psi(X^{(j)} - X^{(m)})) \right. \\
&\quad \quad + 2\mathbb{E}(\psi(X^{(j)} - X^{(k)}) \psi(X^{(j)} - X^{(m)}) \psi(X^{(m)} - X^{(k)})) \\
&\quad \quad + 2 \sum_{o \neq j, k, m} \mathbb{E}(\psi(X^{(j)} - X^{(k)}) \psi(X^{(j)} - X^{(m)}) \psi(X^{(k)} - X^{(o)})) \\
&\quad \quad + 2 \sum_{o \neq j, k, m} \mathbb{E}(\psi(X^{(j)} - X^{(k)}) \psi(X^{(j)} - X^{(m)}) \psi(X^{(m)} - X^{(o)})) \\
&\quad \quad + 2 \sum_{o \neq j, k, m} \mathbb{E}(\psi(X^{(j)} - X^{(k)}) \psi(X^{(j)} - X^{(m)}) \psi(X^{(j)} - X^{(o)})) \\
&\quad \quad \left. + \sum_{n \neq j, k, m} \sum_{o \neq j, k, m, n} \mathbb{E}(\psi(X^{(j)} - X^{(k)}) \psi(X^{(j)} - X^{(m)}) \psi(X^{(n)} - X^{(o)})) \right] \\
&\quad + 2 \sum_{\ell \neq j, k} \left[4\mathbb{E}(\psi(X^{(j)} - X^{(k)})^2 \psi(X^{(j)} - X^{(\ell)})) \right. \\
&\quad \quad + 2\mathbb{E}(\psi(X^{(j)} - X^{(k)}) \psi(X^{(j)} - X^{(\ell)}) \psi(X^{(k)} - X^{(\ell)})) \\
&\quad \quad + 4 \sum_{o \neq j, k, \ell} \mathbb{E}(\psi(X^{(j)} - X^{(k)}) \psi(X^{(j)} - X^{(\ell)}) \psi(X^{(\ell)} - X^{(o)})) \\
&\quad \quad + 2 \sum_{o \neq j, k, \ell} \mathbb{E}(\psi(X^{(j)} - X^{(k)}) \psi(X^{(j)} - X^{(\ell)}) \psi(X^{(j)} - X^{(o)})) \\
&\quad \quad \left. + \sum_{n \neq j, k, \ell} \sum_{o \neq j, k, \ell, n} \mathbb{E}(\psi(X^{(j)} - X^{(k)}) \psi(X^{(j)} - X^{(\ell)}) \psi(X^{(n)} - X^{(o)})) \right] \\
&\quad + \sum_{m \neq j, k, \ell} \left[4\mathbb{E}(\psi(X^{(j)} - X^{(k)})^2 \psi(X^{(\ell)} - X^{(m)})) \right. \\
&\quad \quad + 8\mathbb{E}(\psi(X^{(j)} - X^{(k)}) \psi(X^{(\ell)} - X^{(m)}) \psi(X^{(j)} - X^{(\ell)})) \\
&\quad \quad + 8 \sum_{o \neq j, k, \ell, m} \mathbb{E}(\psi(X^{(j)} - X^{(k)}) \psi(X^{(\ell)} - X^{(m)}) \psi(X^{(j)} - X^{(o)})) \\
&\quad \quad \left. + \sum_{n \neq j, k, \ell, m} \sum_{o \neq j, k, \ell, m, n} \mathbb{E}(\psi(X^{(j)} - X^{(k)}) \psi(X^{(\ell)} - X^{(m)}) \psi(X^{(n)} - X^{(o)})) \right] \\
&= N(N-1) \left(4g + 2(N-2)(4h + (N-3)w) \right. \\
&\quad + 4(N-2)(4h + 2e + 4(N-3)f + 2(N-3)v + (N-3)(N-4)y) \\
&\quad \quad \left. + (N-2)(N-3)(4w + 8f + 8(N-4)y + (N-4)(N-5)u) \right) \\
&= 4N(N-1)g + 4N(N-1)(N-2)(6h + 2e) + N(N-1)(N-2)(N-3)(6w + 24f + 8v) \\
&\quad + 12N(N-1)(N-2)(N-3)(N-4)y + N(N-1)(N-2)(N-3)(N-4)(N-5)u.
\end{aligned}$$

Inserting all previously determined unbiased estimators we arrive at (4.39), i.e.,

$$\begin{aligned} \frac{(N-6)!}{N!} & (|B|^3 + 16|B \circ B \circ B| - 48|(B \circ B) \cdot B| - 8|B^2 \circ B| \\ & + 6|B| \cdot |B \circ B| + 24|B^3| + 16|\text{cs}(B) \circ \text{cs}(B) \circ \text{cs}(B)| - 12|B^2| \cdot |B|) \xrightarrow{N \rightarrow \infty} u = m^3. \end{aligned}$$

6.3 Details of the comparative study (Example 5.10)

To complement the brief description in Example 5.10 we provide here some more details. First the examples are explained, thereafter some aspects are discussed.

We consider the following examples (using the labels also used in the figures, e.g., Figure 16):

multivariate:

H_0 examples:

mv_bern, mv_unif, mv_normal: Bivariate multivariate with independent multivariate marginals of dimension 5 (with independent components). **bern** denotes the Bernoulli distribution with success probability $\frac{1}{2}$, **unif** denotes the uniform distribution on $[0, 1]$ and **normal** denotes the standard normal distribution. If not stated otherwise, these abbreviations have the same meaning also in the other examples.

SRB2H0, SRB3H0: The H_0 examples corresponding to **SRB2** and **SRB3** (see below).

student, bernoulli, uniform, normal: With the named marginals for $N = 10, 20, \dots, 100$ and $n = 2, 3$

bernoulli_n, uniform_n, normal_n: With the named marginals for $N = 100$ and $n = 3, 4, \dots, 9, 10, 15, 20, 25, 30, 40, 50, 75, 100$.

mixed: $n = 6$ with marginals of the exponential (with parameter 1), normal, Bernoulli, uniform, Poisson (with parameter 1) and binomial distribution (with parameters 10 and $\frac{1}{2}$).

dependence examples:

mvnormal: Bivariate standard normal distribution with scale matrix $\Sigma = \begin{pmatrix} 1 & 0.1 \\ 0.1 & 1 \end{pmatrix}$.

SRB1a: Example 1.(a) of [26]. The same as **mvnormal** but with multidimensional marginals with dimension 5, the covariance matrix then coincides with the matrix described in Example 5.9.

SRB2: Example 2 of [26] (multiplicative dependence): $Y_1, \dots, Y_5, Z_1, \dots, Z_5 \sim N(0, 1)$ independent and $X_1 := (Y_1, \dots, Y_5)$, $X_2 := (Y_1 Z_1, \dots, Y_5 Z_5)$.

SRB3: Example 3 of [26] (non-linear functional dependence): $Y_1, \dots, Y_5 \sim N(0, 1)$ independent and $X_1 := (Y_1, \dots, Y_5)$, $X_2 := (\log(Y_1)^2, \dots, \log(Y_5)^2)$.

normal_tetrahedron, uniform_tetrahedron, tetrahedron: The normal tetrahedron is defined in Example 5.1. Replacing therein Z_i with uniform random variables or with constant 0 variables yields the other two.

m-multivariate: Here the suffix **_m2** indicates that 2-multivariate is considered, analogously for **_m3**.

H_0 examples:

normal_tetrahedron_m2, uniform_tetrahedron_m2, tetrahedron_m2, mixed_m3, mixed_m2, bernoulli_n_m3, bernoulli_n_m2, normal_n_m3, normal_n_m2, uniform_n_m3, uniform_n_m2: Same as the examples having the same name without the suffix.

dep_struct_several_m2: This is an example with higher order dependence structure (dependence structure with several clusters) discussed in [4, Example 7.5]. There are 25 Bernoulli random variables, which are pairwise independent but have dependences of higher order, and

an independent standard normal random variable.

`dep_struct_several_H0_m3`: This is the H_0 example to the above for 3-multivariate, i.e., here the random variables have the same marginal distributions as above and they are independent.

`yao_H0_m2`, `yao_coins_H0_m3`: These are the H_0 examples to those with the corresponding names below.

dependence examples:

`yao_AR_m2`, `yao_block_m2`, `yao_band_m2`, `yao_coins_m3`: These are examples of [28] which are also discussed in [4, Example 7.15]. For the first three $N = 60$ and $n = 50, 100, 200, 400, 800$ where the random variables are jointly multivariate normally distributed and their dependence is auto-regressive (AR), given by a block structure (**block**) or a band structure (**band**). In the **coins** example the random variables are pairwise independent Bernoulli random variables, but (some) triples are dependent. For this the parameters $n = 18, 36, 72$ and $N = 60, 100, 200$ are used.

`dep_struct_several_m3`: See `dep_struct_several_H0_m3`.

total multivariate: Here the suffix `_mt` indicates that total multivariate is considered. All these examples are already described above, we list them here just for convenience.

H_0 examples:

`bernoulli_n_mt`, `normal_n_mt`, `uniform_n_mt`, `dep_struct_several_H0_mt`, `mixed_mt`.

dependence examples:

`uniform_tetrahedron_mt`, `normal_tetrahedron_mt`, `tetrahedron_mt`,
`dep_struct_several_mt`.

From these examples samples were generated (10000 samples for each parameter setting). Then the methods described in Section 4.5 were used to estimate the p-value of each sample.

Thereafter the relative mean squared error of these p-values to the benchmark was computed. Here the benchmark is the p-value computed by the empirical distribution of normalized (total, m -)multivariate of 10000 samples obtained from the given 10000 samples by resampling each only once (hence we say that it is obtained by 'Monte Carlo (re)sampling').

Since the classical estimate (4.62) and the variance based estimate (4.63) are only tail estimates we skipped those samples where the p-value and the benchmark were above 0.21 (cf. Remark 2.2.2). If both, the estimate and the benchmark p-value, were below 0.001 the error was set to 0, since below this the value of the benchmark (based on a sample of size 10000) would rely on less than 10 samples. This seems also reasonable since in applications usually significance levels between 0.1 and 0.001 are used. For values below, the exact size is of less (or no) interest.

Moreover, for each parameter setting we noted for how many of the 10000 samples the estimated p-value was larger than the benchmark plus a margin of error. Where this margin was taken to be the minimum of 0.05 and 50% of the benchmark. The method was then marked to be too liberal (for the given parameter setting) if more than 30% of the samples were overestimated.

Based on the above the heatmaps in Figure 16 were computed.

Certainly some of the above is disputable. We are aware of this, and we hope that our choices reflect the interests of the readers. To complement it we discuss briefly some further aspects:

- One could argue that only tests with a fixed significance level λ are performed. Thus one would only compare the power/empirical size for a fixed significance level and not compare the p-values directly. This yields with $\lambda = 0.05$ the results summarized in Figure 19. In contrast our above method does, roughly speaking, a comparison uniformly over all possible λ , which allows the detection of differences which are otherwise lost due to averaging.
- Instead of our huge comparison one could (and for special situations should) concentrate on a subset: For example, see Figure 20 for a comparison of m -multivariate for cases with $n > 10$, it

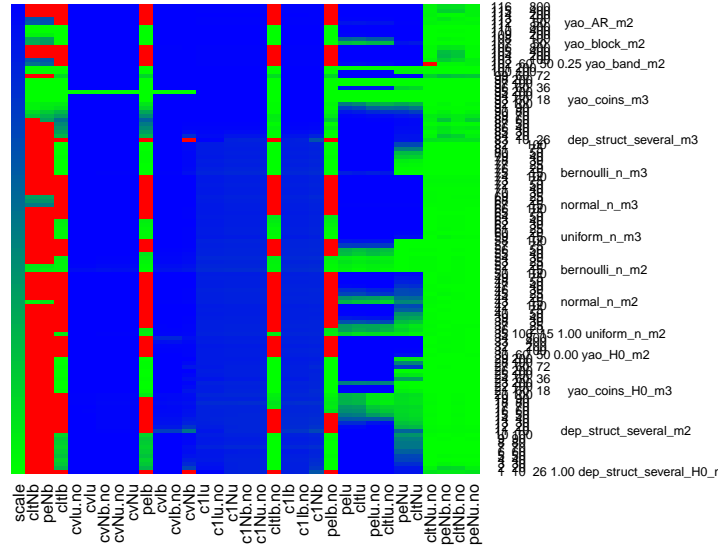


Figure 20: Heatmap of the performance of the methods (columns) for various examples (rows). Here: all examples with m -multivariance and $n > 10$. The relative mean squared error to the benchmark (with cutoff at 1) is colored green to blue, and the heat map is overlaid with red for cases where the p-value estimates were not conservative. The columns are ordered with decreasing error from left to right (treating 'not conservative' as error of size 2).

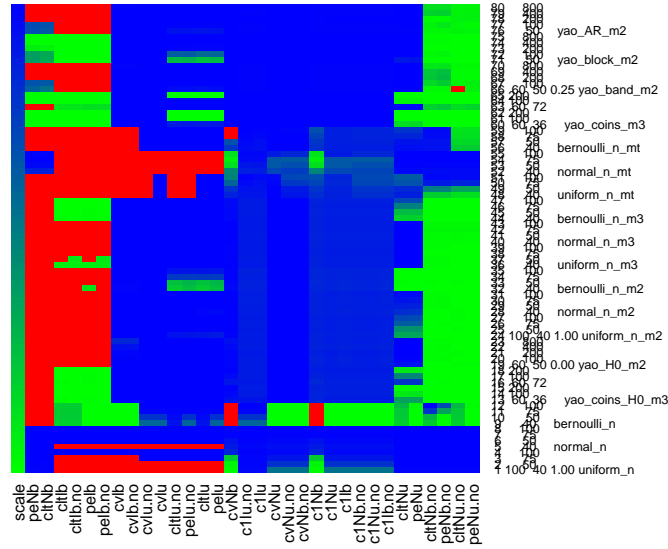


Figure 21: Heatmap of the performance of the methods (columns) for various examples (rows). Here: all examples with $n > 30$. The relative mean squared error to the benchmark (with cutoff at 1) is colored green to blue, and the heat map is overlaid with red for cases where the p-value estimates were not conservative. The columns are ordered with decreasing error from left to right (treating 'not conservative' as error of size 2).