

Iterated Greedy Algorithms for the Hop-Constrained Steiner Tree Problem

Farzane Yahyanejad · Bahram Sadeghi
Bigham

Received: date / Accepted: date

Abstract The Hop-Constrained Steiner Tree problem (HCST) is challenging NP-hard problem arising in the design of centralized telecommunication networks where the reliability constraints matter. In this paper three iterative greedy algorithms are described to find efficient optimized solution to solve HCST on both sparse and dense graphs. In the third algorithm, we adopt the idea of Kruskal algorithm for the HCST problem to reach a better solution. This is the first time such algorithm is utilized in a problem with hop-constrained condition. Computational results on a number of problem instances are derived from well-known benchmark instances of Steiner problem in graphs. We compare three algorithms with a previously known method (Voss's algorithm [24]) in term of effectiveness, and show that the cost of the third proposed method has been noticeably improved significantly, 34.60% in hop 10 on dense graphs and 3.34% in hop 3 on sparse graphs.

Keywords Steiner tree problem · Greedy algorithm · Telecommunication networks · Network design · Hop-Constrained · Optimization

1 Introduction

Consider an undirected graph $G=(V, E)$ with $v = \{1, 2, \dots, n\}$, where specific vertex 1 is root vertex and edge set is $E = \{(i, j) : i, j \in V, i < j\}$, that each edge has an associated cost $c_{ij} \geq 0$. Also, we define a positive integer H to

Farzane Yahyanejad
Department of Computer Science, University of Illinois at Chicago, IL 60607, USA
f.yahya2@uic.edu
Tel.: +412-951-4151
E-mail: f.yahya2@uic.edu

Bahram Sadeghi Bigham
Department of Computer Science, Institute for Advance Studies in Basic Sciences, Zanjan,
Iran E-mail: b.sadeghi_b@iasbs.ac.ir

show the maximum allowance distance of edge from the root. Let T be a tree in G , and let $V(T)$ be the set of vertices belonging to T . Our goal is finding a tree T , rooted at vertex 1, subject to constraints and the number of edges h_i between $i \in V(T)$ and the root vertex limited to the maximum value H .

Since HCST is a generalization of Steiner tree problem, it is Np-hard problem[21]. We consider hop constraints in graph because of reasons such as reliability or transmission delay in networks. The extensive uses of hop constraints in various settings have been proposed in the literature [1, 15, 18, 19, 20]. Intensive researches on the Minimum Spanning Tree problem with hop constraints (HCMST), which is a special case of the HCST problem where all vertices in the graph are terminals exist. Many surveys regarding of HCMST problem can be found in [6, 7, 17]. Though, there aren't much attention to Steiner tree problem with hop constraints. In [11], Gouveia has mentioned HCST problem with developing a strengthened version of a multi-commodity flow model for the minimum spanning tree problem. The LP lower bounds of this model are equal to the ones from a Lagrangian relaxation approach of a weaker MIP model introduced by Gouveia in [12]. Voss presents MIP formulations based on Miller-Tucker-Zemlin subtour elimination constraints [24]. The formulation is then strengthened by disaggregation of variables indicating used edges. The author develops a simple heuristic to find starting solutions and improves them with an exchange procedure based on tabu search. Gouveia Also gives a survey of hop-indexed tree and flow formulations for the hop constrained spanning and Steiner tree problem in [13]. Costa et. al. give a comparison of three methods for a generalization of the HCSTP which is called Steiner tree problem with revenues, budget and hop constraints (STPRBH) in [2]. The considered methods comprise greedy algorithm, destroy-and-repair method and tabu search approaches. Computational results are reported for instances with up to 500 vertices and 12500 edges. Costa et al. in [3] introduce two new models for the STPRBH. Both models are based on the generalized sub-tour elimination constraints and a set of exponential size hop constraints. The authors provide a theoretical and computational comparison with two models based on Miller-Tucker-Zemlin constraints presented in Gouveia [14] and Voss [24]. Theoretical and computational comparisons of flow-based vs. path-based mixed integer programming models for HCST problem are presented by Gouveia et al.. They propose formulations to solve the problem with promising optimality and implement branch-and-price algorithms for all of the formulations[16]. Boeck et al. used layered graphs for hop constrained problems to build extended formulations by techniques presented to reduce the size of the layered graphs[10]. They also presented variation of this problem arising in the context of multicast transmission in telecommunications. Dokeroglu et al. recently proposed novel self-adaptive and stagnation-aware breakout local search algorithm for the solution of Steiner tree problem with revenue, budget and hop constraints with parallel algorithms [25]. In this paper, we focus on efficient optimization iterative greedy algorithms to find efficient solution for HCST. The new algorithms find a feasible solution for HCST are based on Voss's approach in [24]. The main feature of our last proposed algorithm

is that it uses the idea of Kruskal algorithm in the problem with hop constraint for the first time and enhances the results of this NP-hard problem in polynomial time.

The rest of this paper is organized as following. In Section 2 we formulate a model for HCST problem. Section 3 and 4 provide two complement greedy algorithms to solve HCST. In Section 5 we propose Non Root Based Insertion Algorithm based on the idea of Kruskal algorithm[4]. In Section 6 we report extensive set of computational experiments with our iterative greedy algorithms on well known benchmark, consisting variant kinds of graphs. Finally, Section 7 presents concluding remarks .

2 Mathematical formulation

A non-directed graph $G = (V, E)$ is given with edge cost $c_{ij} \geq 0$, $(i, j) \in E$. Let consider the set $Q \subseteq V$ represent basic vertices. To obtain a subgraph with minimum cost, other vertices could be involved. Such vertices are called Steiner vertices ($S = V - Q$). Consider x_{ij}^p as an edge $(i, j) \in E$ that shows the p^{th} position from the root and $\delta(S)$ as a set of edges with one vertex from S . The HCST model can be written as follow:

$$\min \sum_{p=1}^H \sum_{(i,j) \in E} c_{ij} x_{ij}^p \quad (1)$$

$$\sum_{p=1}^H \sum_{(i,j) \in \delta(S)} x_{ij}^p \geq 1 \quad \forall S \subseteq V, S \cap Q \neq \emptyset, (V \setminus S) \cap Q \neq \emptyset \quad (2)$$

$$x_{ij}^p \in \{0, 1\} \quad \forall (i, j) \in E \quad (3)$$

The goal is to find a subgraph with minimum cost due to the hop constraints; Constraints in (2) present the connectivity constraints of basic vertices attaching to at least one edge of the vertices from S and index p is used to avoid creation of any cycle.

3 Minimum-Hop Iterative Greedy (MinHIG) Algorithm

In this section, we present an iterative greedy algorithm for HCST problem. The basic idea is from [24]. The first three steps of the algorithm use the generalization of prime algorithm [22] considering the path with number of hop instead of a direct edge between two vertices (Algorithm 1).

We start with a partial solution $G = (root, \emptyset)$ that just contains the root. As we mentioned before, Q is the set of all basic vertices. At each step the set T is equal to $Q \setminus G$ and H is the maximum allowed number of hops that the

root can connects other vertices in the tree. Suppose V_G denote the vertex set of G and V_T denote the vertex set of T . Cost of path $p(u, v)$ between vertices u and v is presented by d_{uv} . Also, for every vertex v , we define U_v equal to the number of needed hops to reach v from the root. For initialization, we set U_{root} to zero. Phase 1 in MinHIG algorithm finds U_v for all vertices v .

Algorithm 1: MinHIG algorithm (Phase 1)

input : An undirected graph.

output: Find U values.

Step 1. Initialization $G = (\{root\}, \emptyset)$;

while $Q \not\subseteq G$ **do**

Step 2. Find vertices $u^* \in V_G$, $v^* \in V_T$ and path $P(u^*, v^*)$, where

$U_v^* = U_u^* + |P(u^*, v^*)| \leq H$,

$d_{u^*v^*} = \min\{d_{uv} | u \in V_G, v^* \in V_T\}$;

Step 3. Add the vertices and edges of path $P(u^*, v^*)$ to G ,

update U values of the vertices of path $P(u^*, v^*)$.

Algorithm 2: MinHIG algorithm (Phase 2)

input : U values.

output: An efficient feasible solution.

Step 1. Initialization $Tree = (\{root\}, \emptyset)$, $h=1$;

while $h \neq H$ **do**

Step 2. Find vertices $u^* \in Q$, $v^* \in V_{Tree}$, and path $P(u^*, v^*)$,

where

$U_u^* = h$,

$d_{u^*v^*} = \min\{d_{uv} | v \in V_{Tree}, U_{u^*v^*} = U_u^* + |P(u^*, v^*)| \leq H\}$;

Step 3. Add the vertices and edges of path $P(u^*, v^*)$ to $Tree$.

$h \leftarrow h + 1$

Note that in MinHIG algorithm, we suppose that in the efficient optimal solution, vertices with high U values are connected to vertices with low U values.

In phase 2 in MinHIG, first we add the root vertex to the final tree $Tree$. Then, we start with $h = 1$ and add it until reach maximum hop constraint $h = H$. Vertices with fewer number of hops have been added to the tree earlier. Therefore, with constraint $U_u^* + |P(u^*, v^*)| \leq H$, we find $P(u^*, v^*)$, which is the shortest path among all paths of vertex u^* to the all previous added vertices to $Tree$. Thus, all edges and vertices of this path will be added to the $Tree$. We repeat this procedure until $Tree$ contains all basic vertices. Figure 1 shows an example of instances where MinHIG gets a solution while Voss's algorithm [24] doesn't work. For Figure 1 consider maximum allowed H is 3. With Voss's algorithm [24], at first, path $P(r \rightarrow 2 \rightarrow 4 \rightarrow 5)$ with cost 7 is added to the tree. Then path $P(r \rightarrow 1 \rightarrow 3)$ with cost 8 will be added. The final Steiner tree is built has cost 15, although, it is obvious that the optimal cost of the Steiner tree is 10. In Step 3 in phase 2 of Algorithm 1 we have tree reconstruction which gives us the cost of 10 for this example. Suppose that vertices with

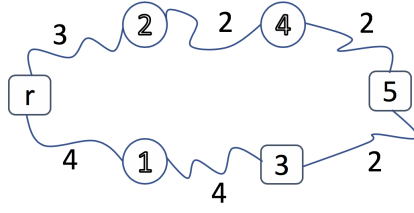


Fig. 1: An illustrative example to build HCST with 3 mandatory vertices and 3 Steiner vertices (Circles).

higher amount of U should be connected to the vertices with lower U values. Therefore, in Step 3 in phase 2, without considering set G , vertices with less U values are added to the final tree. In fact, when we add each vertex, we are sure that other vertices with lower U have been added to the tree earlier and if the current vertex should be connected to one of the basic vertices, we are sure that all possible vertices have been already added to the tree. With implementation of MinHIG on this specific example, after first phase values of $U_r = 0, U_1 = 1, U_3 = 2, U_2 = 1, U_4 = 2$, and $U_5 = 3$ have been obtained. After the root is added, basic vertex 3 with the lowest U value among basic vertices with shortest path $P(r \rightarrow 1 \rightarrow 3)$ and cost 8 will be added to the tree. Then, the next basic vertex which has not been added to the *Tree* yet and has minimum value U is vertex 5 with shortest path $P(3 \rightarrow 5)$ and cost 2. At the end, the cost of *Tree* would be 10.

4 Maximum Hop Iterative Greedy (MaxHIG) Algorithm

In MinHIG algorithm, it was assumed that in the Steiner tree, the vertices with higher U are connected to vertices with lower U , but this approach doesn't cover all groups of graphs. There are other kinds of graphs in which the vertices by lower hops are connected to the path of the other vertices with more hops. For example, consider Figure 2 where maximum allowed number of H is 4. By MinHIG algorithm, first we add path $P(r \rightarrow 2 \rightarrow 6)$ with cost 5 to the *Tree*. Then, path $P(r \rightarrow 1 \rightarrow 4 \rightarrow 8)$ with cost 6 and path $P(r \rightarrow 3 \rightarrow 5 \rightarrow 7 \rightarrow 9)$ with cost 8 will be added to the *Tree* respectively. Therefore, the result cost of the achieved Steiner tree by this algorithm would be 19, while the optimal cost is 10.

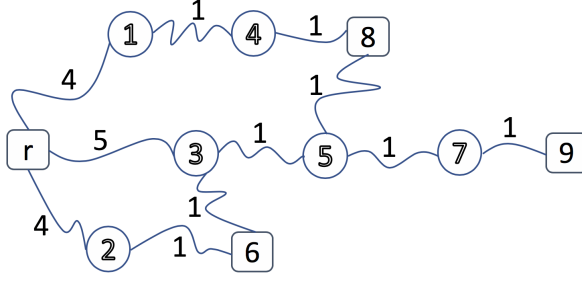


Fig. 2: An illustrative example to build HCST with 4 mandatory vertices and 6 Steiner vertices

Algorithm 3: MaxHIG algorithm

input : An undirected graph.

output: An efficient feasible solution.

Run Algorithm 1

Step 1. Initialization $Tree = (\{root\}, \emptyset)$, $h=H$;

while $h \neq 1$ **do**

Step 2. Find vertices $u^* \in Q$, $v^* \in V_{Tree}$, and path $P(u^*, v^*)$,

 where

$U_{u^*} = h$,

$d_{u^*v^*} = \min\{d_{u^*v} | v \in V_{Tree}, U_{u^*v^*} = U_{u^*} + |P(u^*, v^*)| \leq H\}$.

Step 3. Add the vertices and edges of path $P(u^*, v^*)$ to $Tree$.

For these types of graphs we substitute algorithm MinHIG phase 2 (Algorithm 2) with MaxHIG algorithm (Algorithm3). The following is implementation of algorithm MaxHIG on the example of Figure 2:

First we start with vertex 9 which has the maximum U , $U_9 = 4$, and add path $P(3 \rightarrow 5 \rightarrow 7 \rightarrow 9)$ with cost 8 to the tree $Tree$. In the next step, vertex 8 with $U_8 = 3$ and cost 1 will be added to the tree. Then, the path $P(3 \rightarrow 6)$ with cost 1 is added to the tree. The final result cost of the $Tree$ would be 10.

In fact, these two greedy algorithms are helpful for two different types of trees with different features. The first category that is solved with MinHIG are graphs, which in their optimal Steiner tree the basic vertices with high amount hops, U , are connected to the basic vertices with lower U . The latter that can be solved with MaxHIG are graphs that in their optimal Steiner tree, some of the basic vertices are connected to the path of other basic vertices. To obtain Steiner tree in a given arbitrary graph, we run both algorithms and the best answer is considered as the final answer (we will see in last section that in most cases the result by combining of these two algorithms is better than the algorithm by Voss in [24]). The complexity analysis of presented algorithms is as follows:

$-O(QEH)$ is needed to find the shortest path between basic vertices.

- $O(E \log E)$ is need for Prim algorithm implementation.
- $O(QV)$ is need for adding a basic vertex at each time and the comparison to all vertices inside $Tree$.

5 Non Root Based Insertion (NRBI) Algorithm

In this part, first we give an informal overview of NRBI algorithm and then we present the analysis in details. The algorithm uses generalized idea of both Prime and Kruskal algorithm. We use new variable itr_v (Algorithm 4) to every basic vertex v as time of entrance to the set G . Again here We assume that itr_{root} is zero at first and then the first basic vertex v entered to set G after root has $itr_v = 1$. In phase 2 of NRBI algorithm, basic vertices are sorted in descending order due to their itr amount. Then, they would be added to the $Tree$ similar to idea of Kruskal algorithm. In the Voss's algorithm, the final tree is a subset of set G constructed in the first phase. In MinHIG and MaxHIG algorithms, set G is completely neglected and the final tree is created only based on U values. In this algorithm, as we will see further, set G is used as an auxiliary set. When vertex v is added to the tree, there will be two cases:

- 1- Connecting vertex v to vertices with less itr .
- 2- Connecting vertex v to vertices, which will be added to G after vertex v .

In the former one, the result is clear and vertex v should be connected to same vertices that it was connected to in G . If the latter, result will not be clear. First we have to find all vertices with more itr than v to find the needed Steiner vertices and add them to the $Tree$ and then we add vertex v . Suppose all vertices except basic vertex v have been added in the optimal tree and now we have to add the last remaining vertex v to the Steiner tree. For similar conditions without loss of generality, we assume that the tree is two pieces. First one contains all vertices with itr less than k (this sub-tree may be a sub-forest and consists of many disconnected sub-trees) and second one is optimal sub-tree containing all vertices with itr value more than k . Our goal is to connect v to the first or second set in the best way. Each time, vertex v is connected to one of the two pieces until we get the whole tree of all vertices especially vertex v . The optimal sub-tree of the first set of the vertices with itr less than k is the optimal sub-tree generated by the set S containing all vertices added before v to S .

Algorithm 4: NRBI (Phase 1)

input : An undirected graph.
output: U and itr values.
Step 1. Initialization $G = (\{root\}, \emptyset)$,
while $Q \not\subseteq S$ **do**
 Step 2. Find vertices $u^* \in V_G$ and $v^* \in V_T$ and path $P(u^*, v^*)$,
 where
 $U_v^* = U_u^* + |P(u^*, v^*)| \leq H$,
 $d_{u^*v^*} = \min\{d_{uv} | u \in V_G, v^* \in V_T\}$;
 Step 3. Add the vertices and edges of path $P(u^*, v^*)$ to G ,
 update U values of the vertices of path $P(u^*, v^*)$,
 Save $itr[BasicVertex \ v \in P(u^*, v^*)]$.

Algorithm 5: NRBI (Phase 2)

input : U_i and itr .
output: An efficient feasible solution.
Initialization $Tree = \{\emptyset\}$
for $Maximum \ Itr_v$ **to** 1 **do**
 Find $P(v, u^*)$ where
 $u^* \in Tree$,
 $U_u^* + |P(u^*, v)| \leq U_v$;
 if $Cost(P(v, u^*)) < Cost(P(v, u^*) \in G)$ **then**
 Add all vertices and edges of $P(v, u^*)$ to $Tree$.
 else
 Add all vertices and edges of $P(v, u^*) \in G$ to $Tree$.

Now we want to find the most optimal connection of the vertex v to the tree. So, in the second step, we try to make the best connections for optimal subtree of v . Since having U values generated from the first phase of the generalized of prim algorithm, we can guarantee that the hop constraint is not violated. In the second part of the algorithm, by inspiring the idea of Kruskal algorithm, we allow to connect each vertex to other vertices without violating U (Algorithm 5).

The analysis of NRBI algorithm Here we analyze our algorithm in details. We show that the output is tree and the constructed set doesn't include any cycle or cross. All basic vertices in Q are connected together with $Q - 1$ paths by idea of Kruskal algorithm. Because all U values generated in the phase 1 are connected by this precondition that each vertex can only be connected to the vertex with less U , so no cycle would be created.

Since, in this problem we consider adding path instead of edge due to of the idea of Kruskal algorithm, we should show that no cross is gonna happened either. In NRBI algorithm, we connect vertices based on their itr in descending

order. The cross happens when some vertices of some paths are connected to each other. Since we know that paths that are constructed by vertices with more itr . These vertices are the only ones capable of changing U values of vertices that are produced before in path by lower itr and reverse of it is not possible. Thus cross wont happen. In the second phase of the algorithm, when we add vertices with more itr to the forest respectively, we assure that during choosing a shortest path for each basic vertex, no cross will be created (No changes can happen in previous paths of the forest). To find the closest vertex to the current itr , distances from all basic and Steiner vertices that have been added to the *Tree* before are calculated. Thus, there wont be any possibility of creating the cross. If we assume that cross is created, so the vertex at the intersection has been added to the *Tree* before, then the vertex with current itr was closer to the vertex of the cross and this is in contrast to our assumption that we have connected the current vertex to the closest vertex with respect to hop constraint. Therefore, there is no cross in graph and the result is tree.

Time complexity of this algorithm in the first part is similar to the previous presented algorithms, equal to $O(ELogE)$. In the second part in tree construction, all vertices are connected to each other in the forest. Since for every basic vertex when we add it, it will be compared to all the Steiner and basic vertices in the tree, thus the running time is $O(QV)$. Before, in the generalized Bellman-Ford, all paths from vertices to each other were calculated in time $O(QEH)$ and stored in the table. The only cost that we nee to calculate to find the path is the time of adding selected path from the table for every vertex in Q which is at most H . Therefor, the time complexity would be $O(QH)$ and the total time of last part of the algorithm is $O(QV)$.

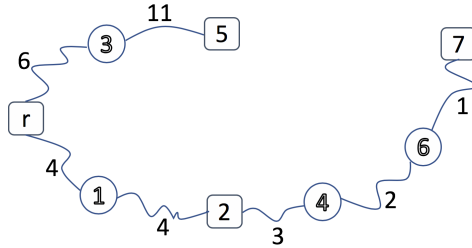


Fig. 3: An illustrative example to build HCST with 4 mandatory vertices and 4 Steiner vertices

Figure 3 presents an example that if we apply all previous algorithms on that we obtain 31 as the optimal Steiner tree. Though here is the implementation of the NRBI algorithm on the same graph:

First Step:

First, paths $P(r \rightarrow 1 \rightarrow 2)$ with cost 8 and basic vertex 2, $P(2 \rightarrow 4 \rightarrow 6 \rightarrow 7)$ with cost of 6 and basic vertex 7, and then path $P(r \rightarrow 3 \rightarrow 5)$ with cost

17 are added to set G respectively. Now we see that set G contains all basic vertices.

The updated variables itr and U are as follows,

$itr_7 = 2, itr_5 = 3, itr_2 = 1$, and $itr_0 = 0$,

$U_5 = 2, U_2 = 2, U_7 = 5$, and $U_0 = 0$

Second Step:

So, we added basic vertices 0,2,5,7 to the tree. Starting with the basic vertex with maximum itr , we select vertex 5. The shortest path between vertex 5 and existed vertices u^* in set $Tree$ with $U_u^* + |P(u^*, 5)| \leq U_5$ is $P(r \rightarrow 3 \rightarrow 5)$. All edges and vertices of this path are added to the tree (This path is the same path of vertex 5 in set G).

The next basic vertex is the one with $itr = 2$, which is vertex 7. The best way to connect vertex 7 to the one of the vertices in the set $Tree$ is path $P(2 \rightarrow 4 \rightarrow 6 \rightarrow 7)$ with cost 6. For next vertex with $itr = 1$, vertex 2, the best way to connect it to one of the vertices of the tree is $P(2 \rightarrow 3)$ with cost 7. Although the best path for 2 in G is $P(r \rightarrow 1 \rightarrow 2)$ with cost 8, we add vertex 2 with cost 7. The optimal Steiner tree with cost 30 is obtained.

Note, the tree at the beginning of the second phase is not connected same as idea of Kruskal algorithm when we add edges to find the shortest path, but with adding $Q - 1$ paths, at the end the Steiner tree would be a connected tree.

6 Computation

In order to assess the performance of all proposed algorithms, we used instances $\{c, d\}_n$, $n \in \{5, 10, 15, 20\}$ randomly chosen from the OR-Library¹[6].

The size of these instances for ST problem have been defined between 500 and 1000 nodes from 625 up to 25000 edges (see [8] for more details about these instances).

In general, ST instances generate HCST input graphs in this way that ST files provide edge-costs and Steiner vertices so that we select 200 and 300 basic vertices due to random vectors. All algorithms have been implemented in C++² and run on all instances, sparse graphs $\{c5, c10, d5, d10\}$ and dense graphs $\{c15, c20, d15, d20\}$.

For the sake of quality of all algorithms for every sample library, we generate number of vectors equal to 100 times of the hop limitation H to specify different group of basic vertices. For example, to implement the algorithms on instances for $H = 3$, we generate 300 vectors to create different groups of basic vertices.

All algorithms have been implemented on every vector on every instances. Therefore, the number of implementation for every algorithm on specified hop is equal to $100H \times 16$. We compare all of our algorithms with algorithm in [24] (Named in the table Voss). In the tables, MinHIG algorithm, MaxHIG

¹ <http://people.brunel.ac.uk/mastjjb/jeb/orlib/steininfo.html>

² <https://github.com/Farzaneh9696/HC-Steiner>

algorithm, and NRBI algorithm are represented as MinH, MaxH, and NRBI respectively. We also combine first two algorithms, MinHIG and MaxHIG, and show the results of this combination as MM in our tables.

Tables 1 to 8 compare results of algorithms as follows:

First algorithm vs second algorithm: **FOS**, **SFOS**, **SOF**, and **SSOF**

FOS = represents number of times that results of first algorithm is better than the second one.

SFOS = sum of the cost amount that the first algorithm is less than the second one.

SOF = represents the number of times that results of the second algorithm is better than the first one.

SSOF = sum of the cost amount that the second algorithm is less than the first one.

In the following, we show that how we compare results of every two algorithms in every row of the table:

For example: Voss vs MinH: 6 20 224 2739 means that in this comparison the Voss's algorithm is 6 times better than MinH and the sum of the difference of their cost is 20. MinH is 224 times better than Voss and the sum of the difference of their cost is 2739.

Tests are based on the benchmarks c and d with 200 and 300 basic vertices for 3, 5, 7, and 10 hop. Tables 1 to 4 present our computational results on sparse sets $\{c5, d5\}$ and $\{c10, d10\}$ with 200 and 300 basic vertices, respectively. We focus on NRBI and MM to show that they are the best ones among all five algorithms, but all algorithms are compared two each other one by one and results are provided in tables 1 to 8.

For $H = 3$, in 8.54% of 300 vectors, NRBI is better than Voss algorithm. The cost difference is 69.12 in average. In the rest percent of the vectors, the cost calculation for both Voss and NRBI are the same, and in no cases Voss could get better than NRBI. For this hop limitation, We also saw MM is better than Voss with cost difference 49.37 in 5.79% of 300 vectors and in 2.5% vectors, Voss is better with cost difference 21.62. In the remaining ones, two algorithms found the same cost.

For $H = 5$, NRBI in 67.37% of 500 vectors is better compared to the Voss's algorithm, with cost difference 12940.11 in average. In the remaining percent of the vectors the cost calculations for both Voss and NRBI are equal, and in no cases Voss was seen better than NRBI. In this hop, we also found that in 52.27% of 500 vectors, MM is better than Voss with cost difference 5879. In 14.2% vectors Voss is better with cost difference 638 and in the remaining ones two algorithms found the result with similar cost.

For $H = 7$, NRBI in 99.71% of 700 vectors is better than Voss with cost difference 34029.62 in average and for the rest of the vectors, the minimum costs found by Voss and NRBI are equal. In no cases Voss is better than NRBI. In this hop, in 63.14% of 700 vectors MM is better than Voss with cost difference 9040.12 and in 34.30% with cost 3604.37 vector Voss is better. The remaining vectors, two algorithms calculated same cost.

Table 1: Steiner results on c5 and d5 instances with 200 basic vertices

Methods Comparison	c5				d5				Number of Hop
	FOS	SFOS	SOF	SSOF	FOS	SFOS	SOF	SSOF	
Voss vs MinH:	0	0	0	0	0	0	0	0	H=3
Voss vs MaxH:	0	0	0	0	0	0	0	0	
Voss vs NRBI:	0	0	0	0	0	0	0	0	
Voss vs MM:	0	0	0	0	0	0	0	0	
MinH vs MaxH:	0	0	0	0	0	0	0	0	
MinH vs NRBI:	0	0	0	0	0	0	0	0	
MinH vs MM:	0	0	0	0	0	0	0	0	
MaxH vs NRBI:	0	0	0	0	0	0	0	0	
MaxH vs MM:	0	0	0	0	0	0	0	0	
NRBI vs MM:	0	0	0	0	0	0	0	0	
Voss vs MinH:	0	0	96	638	6	20	224	2739	H=5
Voss vs MaxH:	0	0	96	638	22	118	219	2655	
Voss vs NRBI:	0	0	96	638	0	0	231	2805	
Voss vs MM:	0	0	96	638	4	16	224	2741	
MinH vs MaxH:	0	0	0	0	33	188	3	6	
MinH vs NRBI:	0	0	0	0	0	0	21	86	
MinH vs MM:	0	0	0	0	0	0	3	6	
MaxH vs NRBI:	0	0	0	0	0	0	49	268	
MaxH vs MM:	0	0	0	0	0	0	33	188	
NRBI vs MM:	0	0	0	0	18	80	0	0	
Voss vs MinH:	222	1689	448	5801	281	3297	399	5753	H=7
Voss vs MaxH:	382	4682	302	3422	441	7373	240	2814	
Voss vs NRBI:	0	0	691	14835	0	0	697	19983	
Voss vs MM:	201	1379	470	6515	248	2714	428	6258	
MinH vs MaxH:	524	6396	155	1024	512	8103	115	1088	
MinH vs NRBI:	24	68	662	10791	11	26	683	17553	
MinH vs MM:	0	0	155	1024	0	0	115	1088	
MaxH vs NRBI:	9	48	684	16143	0	0	698	24542	
MaxH vs MM:	0	0	524	6396	0	0	512	8103	
NRBI vs MM:	651	9811	31	112	682	16465	11	26	
Voss vs MinH:	296	5671	697	18648	563	13046	422	8136	H=10
Voss vs MaxH:	762	27232	231	4129	921	42692	73	1065	
Voss vs NRBI:	0	0	1000	49505	0	0	1000	46771	
Voss vs MM:	279	4712	715	19223	553	12259	432	8400	
MinH vs MaxH:	894	37614	101	1534	902	37768	92	1051	
MinH vs NRBI:	13	75	986	36603	1	6	999	51687	
MinH vs MM:	0	0	101	1534	0	0	92	1051	
MaxH vs NRBI:	1	7	999	72615	0	0	1000	88398	
MaxH vs MM:	0	0	894	37614	0	0	902	37768	
NRBI vs MM:	985	35076	14	82	999	50636	1	6	

For $H = 10$, in 99.75% of 1000 vectors, NRBI could find a better solution than Voss with cost difference 9683 in average. In the remaining percent of the vectors Voss and NRBI are equal. In 39.95% of 1000 vectors, MM is better than Voss with cost difference 38545.75. Also, Voss is better in 58.67% vectors with cost difference 1789.75. Remaining had same results.

Table 2: Steiner results on c5 and d5 instances with 300 basic vertices

Methods Comparison	c5				d5				Number of Hop
	FOS	SFOS	SOF	SSOF	FOS	SFOS	SOF	SSOF	
Voss vs MinH:	0	0	0	0	0	0	0	0	H=3
Voss vs MaxH:	0	0	0	0	0	0	0	0	
Voss vs NRBI:	0	0	0	0	0	0	0	0	
Voss vs MM:	0	0	0	0	0	0	0	0	
MinH vs MaxH:	0	0	0	0	0	0	0	0	
MinH vs NRBI:	0	0	0	0	0	0	0	0	
MinH vs MM:	0	0	0	0	0	0	0	0	
MaxH vs NRBI:	0	0	0	0	0	0	0	0	
MaxH vs MM:	0	0	0	0	0	0	0	0	
NRBI vs MM:	0	0	0	0	0	0	0	0	
Voss vs MinH:	94	518	46	264	7	22	52	459	H=5
Voss vs MaxH:	160	670	48	269	64	230	250	2929	
Voss vs NRBI:	0	0	116	540	0	0	253	3107	
Voss vs MM:	74	365	54	304	1	3	252	2950	
MinH vs MaxH:	109	340	39	193	67	248	220	2510	
MinH vs NRBI:	6	36	152	830	0	0	222	2670	
MinH vs MM:	0	0	39	193	0	0	220	2510	
MaxH vs NRBI:	7	34	217	975	0	0	112	408	
MaxH vs MM:	0	0	109	340	0	0	67	248	
NRBI vs MM:	130	642	7	41	46	160	0	0	
Voss vs MinH:	291	2909	387	5108	171	1623	513	8615	H=7
Voss vs MaxH:	358	5280	317	4029	350	5619	340	5118	
Voss vs NRBI:	0	0	698	17979	0	0	698	19602	
Voss vs MM:	221	1922	453	6487	134	1080	548	9751	
MinH vs MaxH:	424	5816	247	2366	515	9172	170	1679	
MinH vs NRBI:	5	13	693	15793	19	80	673	12690	
MinH vs MM:	0	0	247	2366	0	0	170	1679	
MaxH vs NRBI:	5	13	693	19243	5	26	693	20129	
MaxH vs MM:	0	0	424	5816	0	0	515	9172	
NRBI vs MM:	687	13436	9	22	666	11037	24	106	
Voss vs MinH:	277	5560	718	25206	380	7035	598	14452	H=10
Voss vs MaxH:	711	27168	279	7472	784	31241	207	3655	
Voss vs NRBI:	0	0	1000	64750	0	0	1000	62950	
Voss vs MM:	270	5223	725	25720	352	6131	628	15403	
MinH vs MaxH:	925	40193	71	851	866	36858	126	1855	
MinH vs NRBI:	14	92	984	45196	0	0	999	55533	
MinH vs MM:	0	0	71	851	0	0	126	1855	
MaxH vs NRBI:	1	1	999	84447	0	0	1000	90536	
MaxH vs MM:	0	0	925	40193	0	0	866	36858	
NRBI vs MM:	983	44346	15	93	999	53678	0	0	

Table 3: Steiner results on c10 and d10 instances with 200 basic vertices

Methods Comparison	c10				d10				Number of Hop
	FOS	SFOS	SOF	SSOF	FOS	SFOS	SOF	SSOF	
Voss vs MinH:	21	70	18	64	0	0	0	0	H=3
Voss vs MaxH:	29	109	32	105	0	0	0	0	
Voss vs NRBI:	0	0	60	166	0	0	0	0	
Voss vs MM:	16	46	37	120	0	0	0	0	
MinH vs MaxH:	18	78	24	80	0	0	0	0	
MinH vs NRBI:	0	0	63	172	0	0	0	0	
MinH vs MM:	0	0	24	80	0	0	0	0	
MaxH vs NRBI:	0	0	57	170	0	0	0	0	
MaxH vs MM:	0	0	18	78	0	0	0	0	
NRBI vs MM:	39	92	0	0	0	0	0	0	
Voss vs MinH:	39	327	456	14096	264	3296	222	2386	H=5
Voss vs MaxH:	175	2562	317	6787	233	2722	257	2533	
Voss vs NRBI:	0	0	500	28924	0	0	500	12442	
Voss vs MM:	28	200	468	14740	196	2019	293	3284	
MinH vs MaxH:	416	10315	76	771	215	1454	247	2175	
MinH vs NRBI:	1	3	498	15158	0	0	498	13352	
MinH vs MM:	0	0	76	771	0	0	247	2175	
MaxH vs NRBI:	0	0	499	24699	1	1	498	12632	
MaxH vs MM:	0	0	416	10315	0	0	215	1454	
NRBI vs MM:	497	14387	1	3	496	11178	1	1	
Voss vs MinH:	375	6439	309	4436	497	17432	195	5241	H=7
Voss vs MaxH:	680	34162	19	150	347	9000	344	9944	
Voss vs NRBI:	0	0	700	23774	0	0	700	52782	
Voss vs MM:	374	6287	310	4450	311	7199	378	11278	
MinH vs MaxH:	682	32175	17	166	178	3135	517	16270	
MinH vs NRBI:	1	3	699	25780	0	0	700	64973	
MinH vs MM:	0	0	17	166	0	0	517	16270	
MaxH vs NRBI:	0	0	700	57786	0	0	700	51838	
MaxH vs MM:	0	0	682	32175	0	0	178	3135	
NRBI vs MM:	699	25614	1	3	700	48703	0	0	
Voss vs MinH:	834	14577	149	1182	986	56132	12	150	H=10
Voss vs MaxH:	1000	97700	0	0	999	101492	1	23	
Voss vs NRBI:	0	0	982	13866	0	0	1000	39112	
Voss vs MM:	834	14577	149	1182	985	54496	13	173	
MinH vs MaxH:	999	84305	0	0	903	47146	93	1659	
MinH vs NRBI:	0	0	997	27261	0	0	1000	95094	
MinH vs MM:	0	0	0	0	0	0	93	1659	
MaxH vs NRBI:	0	0	1000	111566	0	0	1000	140581	
MaxH vs MM:	0	0	999	84305	0	0	903	47146	
NRBI vs MM:	997	27261	0	0	1000	93435	0	0	

Tables 5 to 8 present our computational results on dense sets $\{c15, d15\}$ and $\{c20, d20\}$ with 200 and 300 basic vertices, respectively. When $H = 3$, NRBI is better than Voss in 100% of 300 vectors. The cost difference is 9683 in average. In the remaining part of the vectors Voss and NRBI both have equal result, and in no cases Voss is better than NRBI. In this hop, in 58.83% of 300 vectors, MM is better than Voss with cost difference 2407.12 and in 37.16% of them Voss gets better with cost 797. For rest of the vectors they calculate same cost.

Table 4: Steiner results on c10 and d10 instances with 300 basic vertices

Method Comparison	c10				d10				Number of Hop
	FOS	SFOS	SOF	SSOF	FOS	SFOS	SOF	SSOF	
Voss vs MinH:	68	266	51	79	0	0	0	0	H=3
Voss vs MaxH:	87	311	91	247	0	0	0	0	
Voss vs NRBI:	0	0	145	387	0	0	0	0	
Voss vs MM:	44	127	102	275	0	0	0	0	
MinH vs MaxH:	59	212	93	335	0	0	0	0	
MinH vs NRBI:	0	0	154	574	0	0	0	0	
MinH vs MM:	0	0	93	335	0	0	0	0	
MaxH vs NRBI:	0	0	116	451	0	0	0	0	
MaxH vs MM:	0	0	59	212	0	0	0	0	
NRBI vs MM:	81	239	0	0	0	0	0	0	
Voss vs MinH:	20	125	473	20236	278	3889	210	2631	H=5
Voss vs MaxH:	181	3499	314	7960	281	3901	207	2101	
Voss vs NRBI:	0	0	500	36101	0	0	499	18964	
Voss vs MM:	16	101	479	20437	218	2686	272	3302	
MinH vs MaxH:	472	15875	24	225	253	2416	218	1874	
MinH vs NRBI:	1	1	497	15991	0	0	500	20222	
MinH vs MM:	0	0	24	225	0	0	218	1874	
MaxH vs NRBI:	0	0	500	31640	0	0	500	20764	
MaxH vs MM:	0	0	472	15875	0	0	253	2416	
NRBI vs MM:	497	15766	1	1	500	18348	0	0	
Voss vs MinH:	194	2423	491	10725	260	6758	435	15972	H=7
Voss vs MaxH:	694	48742	3	69	520	22808	176	4618	
Voss vs NRBI:	0	0	700	31022	0	0	700	92260	
Voss vs MM:	194	2421	491	10730	238	5833	458	16852	
MinH vs MaxH:	698	56982	2	7	591	29209	105	1805	
MinH vs NRBI:	1	5	699	22725	0	0	700	83046	
MinH vs MM:	0	0	2	7	0	0	105	1805	
MaxH vs NRBI:	0	0	700	79695	0	0	700	110450	
MaxH vs MM:	0	0	698	56982	0	0	591	29209	
NRBI vs MM:	699	22718	1	5	700	81241	0	0	
Voss vs MinH :	560	6496	397	3949	861	40240	137	2817	H=10
Voss vs MaxH :	1000	127553	0	0	996	138991	4	119	
Voss vs NRBI :	0	0	998	20109	0	0	1000	68787	
Voss vs MM :	560	6496	397	3949	861	40024	137	2832	
MinH vs MaxH :	1000	125006	0	0	989	101680	10	231	
MinH vs NRBI:	1	3	998	22659	0	0	1000	106210	
MinH vs MM :	0	0	0	0	0	0	10	231	
MaxH vs NRBI:	0	0	1000	147662	0	0	1000	207659	
MaxH vs MM :	0	0	1000	125006	0	0	989	101680	
NRBI vs MM :	998	22659	1	3	1000	105979	0	0	

Table 5: Steiner results on c15 and d15 instances with 200 basic vertices

Methods Comparison	c15				d15				Number of Hop
	FOS	SFOS	SOF	SSOF	FOS	SFOS	SOF	SSOF	
Voss vs MinH:	67	677	227	4224	39	182	250	2380	H=3
Voss vs MaxH:	151	2010	137	1738	93	578	190	1439	
Voss vs NRBI:	0	0	300	15814	0	0	299	5292	
Voss vs MM:	61	583	231	4389	35	169	254	2451	
MinH vs MaxH:	255	4078	42	259	238	1421	20	84	
MinH vs NRBI:	0	0	299	12267	1	1	293	3095	
MinH vs MM:	0	0	42	259	0	0	20	84	
MaxH vs NRBI:	0	0	300	16086	1	3	298	4434	
MaxH vs MM:	0	0	255	4078	0	0	238	1421	
NRBI vs MM:	299	12008	0	0	292	3014	2	4	
Voss vs MinH:	13	141	486	20420	5	22	495	22888	H=5
Voss vs MaxH:	304	5007	187	2488	37	221	459	11779	
Voss vs NRBI:	0	0	500	21862	0	0	500	21389	
Voss vs MM:	306	5019	185	2434	41	241	455	11297	
MinH vs MaxH:	488	22864	8	66	440	11810	56	502	
MinH vs NRBI:	0	0	500	19343	0	0	500	32947	
MinH vs MM:	0	0	8	66	0	0	56	502	
MaxH vs NRBI:	0	0	500	42141	0	0	500	44255	
MaxH vs MM:	0	0	488	22864	0	0	440	11810	
NRBI vs MM:	500	19277	0	0	500	32445	0	0	
Voss vs MinH:	0	0	700	64212	1	3	699	44764	H=7
Voss vs MaxH:	97	649	593	10549	6	20	694	21112	
Voss vs NRBI:	0	0	699	12872	0	0	700	11019	
Voss vs MM:	97	649	593	10549	6	20	694	21016	
MinH vs MaxH:	700	54312	0	0	680	23765	18	96	
MinH vs NRBI:	0	0	700	22772	0	0	700	32111	
MinH vs MM:	0	0	0	0	0	0	18	96	
MaxH vs NRBI:	0	0	700	77084	0	0	700	55780	
MaxH vs MM:	0	0	700	54312	0	0	680	23765	
NRBI vs MM:	700	22772	0	0	700	32015	0	0	
Voss vs MinH:	0	0	1000	123718	0	0	1000	83140	H=10
Voss vs MaxH:	39	171	947	18998	0	0	1000	34330	
Voss vs NRBI:	0	0	980	7150	0	0	956	5709	
Voss vs MM:	39	171	947	18998	0	0	1000	34322	
MinH vs MaxH:	1000	104891	0	0	997	48818	3	8	
MinH vs NRBI:	0	0	1000	25977	0	0	1000	40039	
MinH vs MM:	0	0	0	0	0	0	3	8	
MaxH vs NRBI:	0	0	1000	130868	0	0	1000	88849	
MaxH vs MM:	0	0	1000	104891	0	0	997	48818	
NRBI vs MM:	1000	25977	0	0	1000	40031	0	0	

For $H = 5$, in 92.70% of 500 vectors NRBI result is better than what Voss got with cost difference 13012.25 in average. In the rest percent of the vectors, the min cost calculated by Voss and NRBI are same. In no cases Voss is better than NRBI. For this hop, also in 77.12% of 500 vectors MM is better than Voss. The cost difference of them is 4101. In 20.8% of vectors Voss is better with cost difference 1657.62. For rest of the vectors two algorithms calculate same cost.

Table 6: Steiner results on c15 and d15 instances with 300 basic vertices

Methods Comparison	c15				d15				Number of Hop
	FOS	SFOS	SOF	SSOF	FOS	SFOS	SOF	SSOF	
Voss vs MinH:	29	233	268	7410	116	690	179	1768	H=3
Voss vs MaxH:	131	2032	162	3205	168	1560	119	1071	
Voss vs NRBI:	0	0	300	22042	0	0	300	7822	
Voss vs MM:	27	219	271	7594	112	648	181	1856	
MinH vs MaxH:	270	6202	25	198	238	1697	45	130	
MinH vs NRBI:	0	0	300	14865	0	0	300	6744	
MinH vs MM:	0	0	25	198	0	0	45	130	
MaxH vs NRBI:	0	0	300	20869	0	0	300	8311	
MaxH vs MM:	0	0	270	6202	0	0	238	1697	
NRBI vs MM:	300	14667	0	0	300	6614	0	0	
Voss vs MinH:	9	158	490	34526	2	24	498	34875	H=5
Voss vs MaxH:	367	7289	120	1084	63	592	434	12094	
Voss vs NRBI:	0	0	500	25233	0	0	500	27998	
Voss vs MM:	367	7289	120	1067	64	600	433	11977	
MinH vs MaxH:	499	40590	1	17	481	23474	17	125	
MinH vs NRBI:	0	0	500	19028	0	0	500	39500	
MinH vs MM:	0	0	1	17	0	0	17	125	
MaxH vs NRBI:	0	0	500	59601	0	0	500	62849	
MaxH vs MM:	0	0	499	40590	0	0	481	23474	
NRBI vs MM:	500	19011	0	0	500	39375	0	0	
Voss vs MinH:	0	0	700	78845	0	0	700	59576	H=7
Voss vs MaxH:	250	2070	421	4763	17	124	677	19948	
Voss vs NRBI:	0	0	700	15325	0	0	700	18595	
Voss vs MM:	250	2070	421	4763	17	124	677	19940	
MinH vs MaxH:	700	76152	0	0	697	39760	1	8	
MinH vs NRBI:	0	0	700	18018	0	0	700	38419	
MinH vs MM:	0	0	0	0	0	0	1	8	
MaxH vs NRBI:	0	0	700	94170	0	0	700	78171	
MaxH vs MM:	0	0	700	76152	0	0	697	39760	
NRBI vs MM:	700	18018	0	0	700	38411	0	0	
Voss vs MinH:	0	0	1000	145523	0	0	1000	114865	H=10
Voss vs MaxH:	90	472	892	11882	2	4	998	36087	
Voss vs NRBI:	0	0	992	8653	0	0	994	9344	
Voss vs MM:	90	472	892	11882	2	4	998	36087	
MinH vs MaxH:	1000	134113	0	0	1000	78782	0	0	
MinH vs NRBI:	0	0	1000	20063	0	0	1000	45427	
MinH vs MM:	0	0	0	0	0	0	0	0	
MaxH vs NRBI:	0	0	1000	154176	0	0	1000	124209	
MaxH vs MM:	0	0	1000	134113	0	0	1000	78782	
NRBI vs MM:	1000	20063	0	0	1000	45427	0	0	

Table 7: Steiner results on c20 and d20 instances with 200 basic vertices

Methods Comparison	c20				d20				Number of Hop
	FOS	SFOS	SOF	SSOF	FOS	SFOS	SOF	SSOF	
Voss vs MinH:	166	706	105	412	229	1819	57	288	H=3
Voss vs MaxH:	286	3298	9	30	293	4831	6	29	
Voss vs NRBI:	0	0	300	3484	0	0	300	6621	
Voss vs MM:	164	696	107	425	229	1808	57	293	
MinH vs MaxH:	289	2997	9	23	289	3287	8	16	
MinH vs NRBI:	0	0	299	3778	0	0	300	8152	
MinH vs MM:	0	0	9	23	0	0	8	16	
MaxH vs NRBI:	0	0	300	6752	0	0	300	11423	
MaxH vs MM:	0	0	289	2997	0	0	289	3287	
NRBI vs MM:	299	3755	0	0	300	8136	0	0	
Voss vs MinH:	0	0	500	20868	0	0	500	21531	H=5
Voss vs MaxH:	14	26	475	3163	5	17	493	5853	
Voss vs NRBI:	0	0	380	987	0	0	493	2560	
Voss vs MM:	14	26	475	3163	5	17	493	5852	
MinH vs MaxH:	500	17731	0	0	499	15696	1	1	
MinH vs NRBI:	0	0	499	4124	0	0	500	8396	
MinH vs MM:	0	0	0	0	0	0	1	1	
MaxH vs NRBI:	0	0	500	21855	0	0	500	24091	
MaxH vs MM:	0	0	500	17731	0	0	499	15696	
NRBI vs MM:	499	4124	0	0	500	8395	0	0	
Voss vs MinH:	0	0	700	34709	0	0	700	39599	H=7
Voss vs MaxH:	0	0	694	5152	1	2	699	8067	
Voss vs NRBI:	0	0	231	275	0	0	596	1834	
Voss vs MM:	0	0	694	5152	1	2	699	8067	
MinH vs MaxH:	700	29557	0	0	700	31534	0	0	
MinH vs NRBI:	0	0	696	5427	0	0	700	9899	
MinH vs MM:	0	0	0	0	0	0	0	0	
MaxH vs NRBI:	0	0	700	34984	0	0	700	41433	
MaxH vs MM:	0	0	700	29557	0	0	700	31534	
NRBI vs MM:	696	5427	0	0	700	9899	0	0	
Voss vs MinH:	0	0	1000	49957	0	0	1000	64645	H=10
Voss vs MaxH:	1	1	990	7125	0	0	1000	13254	
Voss vs NRBI:	0	0	263	307	0	0	325	465	
Voss vs MM:	1	1	990	7125	0	0	1000	13254	
MinH vs MaxH:	1000	42833	0	0	1000	51391	0	0	
MinH vs NRBI:	0	0	994	7431	0	0	1000	13719	
MinH vs MM:	0	0	0	0	0	0	0	0	
MaxH vs NRBI:	0	0	1000	50264	0	0	1000	65110	
MaxH vs MM:	0	0	1000	42833	0	0	1000	51391	
NRBI vs MM:	994	7431	0	0	1000	13719	0	0	

For $H = 7$, NRBI in 75.50% of 700 vectors is better than Voss with cost difference 7608.3 in average. In the remained percent of the vectors the minimum costs calculated by both Voss and NRBI are equal. In no cases Voss is better than NRBI. For this hop, in 91.6% of 700 vectors MM is better than Voss with cost difference 10210.5 and in 5.32% vectors Voss is better with cost difference 1090.37.

Table 8: Steiner results on c20 and d20 instances with 300 basic vertices

Methods Comparison	c20				d20				Number of Hop
	FOS	SFOS	SOF	SSOF	FOS	SFOS	SOF	SSOF	
Voss vs MinH:	59	299	228	1763	206	1875	83	481	H=3
Voss vs MaxH:	288	4347	8	27	290	5431	8	51	
Voss vs NRBI:	0	0	300	5951	0	0	300	10438	
Voss vs MM:	59	293	228	1766	205	1860	83	483	
MinH vs MaxH:	296	5793	3	9	284	4003	6	17	
MinH vs NRBI:	1	1	299	4488	0	0	300	11832	
MinH vs MM:	0	0	3	9	0	0	6	17	
MaxH vs NRBI:	0	0	300	10271	0	0	300	15818	
MaxH vs MM :	0	0	296	5793	0	0	284	4003	
NRBI vs MM:	299	4479	1	1	300	11815	0	0	
Voss vs MinH:	0	0	500	29162	0	0	500	27343	H=5
Voss vs MaxH:	23	31	440	1950	12	38	484	5848	
Voss vs NRBI:	0	0	339	684	0	0	496	3386	
Voss vs MM:	23	31	440	1950	12	38	484	5848	
MinH vs MaxH:	500	27243	0	0	500	21533	0	0	
MinH vs NRBI:	0	0	488	2603	0	0	500	9196	
MinH vs MM:	0	0	0	0	0	0	0	0	
MaxH vs NRBI:	0	0	500	29846	0	0	500	30729	
MaxH vs MM:	0	0	500	27243	0	0	500	21533	
NRBI vs MM:	488	2603	0	0	500	9196	0	0	
Voss vs MinH:	0	0	700	45658	0	0	700	54858	H=7
Voss vs MaxH:	6	6	654	2886	1	2	699	9311	
Voss vs NRBI:	0	0	216	253	0	0	391	694	
Voss vs MM:	6	6	654	2886	1	2	699	9311	
MinH vs MaxH:	700	42778	0	0	700	45549	0	0	
MinH vs NRBI:	1	1	672	3134	0	0	700	10003	
MinH vs MM:	0	0	0	0	0	0	0	0	
MaxH vs NRBI:	0	0	700	45911	0	0	700	55552	
MaxH vs MM:	0	0	700	42778	0	0	700	45549	
NRBI vs MM:	672	3134	1	1	700	10003	0	0	
Voss vs MinH:	0	0	1000	66914	0	0	1000	81809	H=10
Voss vs MaxH:	9	9	935	3952	0	0	1000	13594	
Voss vs NRBI:	0	0	257	309	0	0	393	491	
Voss vs MM:	9	9	935	3952	0	0	1000	13594	
MinH vs MaxH:	1000	62971	0	0	1000	68215	0	0	
MinH vs NRBI:	0	0	959	4252	0	0	1000	14085	
MinH vs MM:	0	0	0	0	0	0	0	0	
MaxH vs NRBI:	0	0	1000	67223	0	0	1000	82300	
MaxH vs MM:	0	0	1000	62971	0	0	1000	68215	
NRBI vs MM:	959	4252	0	0	1000	14085	0	0	

For $H = 10$, NRBI gets better min cost than Voss in 64.48% of 1000 vectors. The cost difference of them is 4053.5 in average. In the remaining percent of the vectors the min costs returned by both Voss and NRBI are equal. Voss on no cases is better than NRBI. For this hop, we also saw that in 97.02% of 1000 vectors, MM is better than Voss with cost difference 17401.75 and in 1.76% vectors Voss is better with cost difference 82.12. On the remaining of vectors, both algorithms found same cost.

Table 9: Performances of proposed algorithms in comparison to Voss

Instances	Hop	Voss	MinH		MaxH		MM		NRBI	
			MinCost	Imp%	MinCost	Imp%	MinCost	Imp%	MinCost	Imp%
{c5, d5}	3	92.91	90.24	2.87	90.18	2.93	90.12	3	89.80	3.34
	5	517.63	508.81	1.70	514.58	0.58	494.26	4.51	492.47	4.86
	7	889.99	867.31	2.54	870.79	2.15	831.67	6.55	825.64	7.23
{c10, d10}	10	1044.39	972.10	6.92	981.38	6.03	944.72	9.54	928.45	11.10
	3	446.06	438.25	1.75	443.35	0.6	415.46	6.86	412.39	7.54
	5	420.25	367.43	12.56	375.19	10.72	348.80	17.00	345.09	17.88
{c15, d15}	7	378.12	304.00	19.60	302.72	19.94	296.90	21.40	292.11	22.70
	10	361.05	265.70	26.40	356.03	1.39	24.08	33.20	235.907	34.60

Now we report optimality of algorithms on two groups of graphs, sparse and dense. The analysis in Table 9 indicates that NRBI greedy algorithm performs quite well and consistent. The column "*Imp*" indicates the amount of improvement over the minimum objective function of all proposed algorithms to Voss. As the density of a graph and number of hop increases, its performance improves. The average of improvements of NRBI to Voss on sparse graph instances are presented for all hops and it is in the range of 3.34 to 11.10. The highest improvement on these graphs is when the hop is 10. Also, For dense graphs the improvement is between 7.54 to 34.60 when the hop is 10. This amount for MM which is combination of MinHIG and MaxHIG is between 3 to 9.54 on sparse graphs and 6.86 to 33.20 on dense graphs. Table 9 also shows all improvements of MinHIG and MaxHIG algorithms on both sparse and dense instances with hops 3, 5, 7, and 10.

Figure 4 shows an average decrease of cost of all algorithms on all different hops, where one can observe that the average amount of improvement on all hops for MM and NRBI algorithm to Voss.

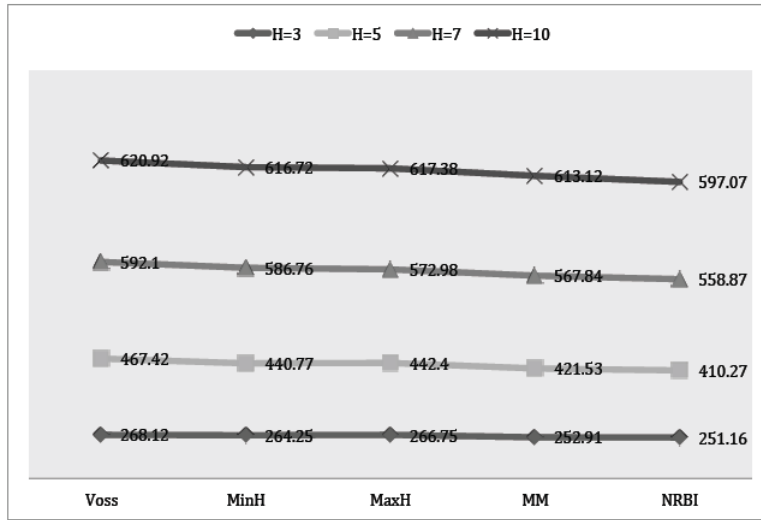


Fig. 4: Average of Minimum cost found with algorithms on $H=3, 5, 7, 10$.

7 Conclusion

In this paper we have proposed three greedy algorithms to solve Steiner tree problem with hop constraint, which is a important class of network design. The basic ideas of first two greedy algorithms, MinHIG and MaxHIG, were limited to prim algorithm. They were good on some graphs, but we could not arrive to near optimal solution on all kind of graphs. In fact, the structure of graphs has effect on these algorithms' solutions, since the algorithms are root based. Furthermore, we proposed an algorithm ,NRBI, which expand the idea of Kruskal algorithm. The algorithm seemed to be quite robust even when more generalized problems are considered, such as having different hop constraints for all basic vertices. In addition, some comprehensive analysis of all proposed algorithms and the comparison to the Voss's algorithm has been shown that NRBI algorithm arrived to best solution almost in all cases. The improvement is significantly 34.60% in the best case when hop is 10 on dense graphs and in the worst case 3.34% for hop 3 on sparse graphs on these problems. An interesting future work could be use of heuristic algorithms to try to improve the feasible solutions of the proposed greedy algorithms.

References

1. Balakrishnan A, Altinkemer K. Using a hop-constrained model to generate alternative communication network design. *ORSA Journal of Computing* 4, 1992; 192-205.
2. Costa AM, Cardon JF, Laporte G. Models and branch-and-cut algorithms for the Steiner tree problem with revenues budget and hop constraints. *Networks* 2009; 53(2):141-159.

3. Costa AM, Cordeau J, Laporte G. Fast heuristics for the Steiner tree problem with revenues, budget and hop constraints. *European Journal of Operational Research* 2008; 68-78.
4. Kruskal B. The Shortest spanning subtree of a graph and the Traveling Salesman Problem. In: *Proceedings of the American Mathematical Society*. 1956. 4850.
5. Duin C, Voss S. Steiner tree heuristics A survey. In: H. Dyckhoff et al. (Hrsg): *Operations Research Proceedings*, Springer, Berlin u.a., 1993, 485- 496.
6. Dahl G, Gouveia L, Requejo C. Formulations and methods for the hop-constrained minimum spanning tree problem. In: P. M. Pardalos and M. Resende, editors, *Handbook of Optimization in Telecommunications*, 2006, 493-515. Springer.
7. Akgun I, Tansel BC. Degree constrained minimum spanning tree problem: New formulation via Miller-Tucker-Zemlin constraints. *Research Report*, Bilkent University, Department of Industrial Engineering, Bilkent, Ankara 2009.
8. Ljubic I, Gollowitzer S. Layered Graph Approaches to the Hop constrained Connected Facility Location Problem, *INFORMS Journal on Computing*, vol. 25 no. 2013; 2 256-270.
9. Beasley JE. In., Distributing test problems by electronic mail. *Journal of the Operational Research Society*, 1990; 1072-1069.
10. De Boeck J, Fortz B., Extended formulation for hop constrained distribution network configuration problems. *European Journal of the Operational Research Society*, 2018; 488-502.
11. Gouveia L. Multicommodity flow models for spanning with hop constraints. *European Journal of Operational Research*; 1996. 178-190.
12. Gouveia L. Using variable redefinition for computing lower bounds for minimum spanning and Steiner trees with hop constraints. *INFORMS Journal on Computing*, 1998; 10(2):180-188.
13. Gouveia L. Using hop-index models for constrained spanning and Steiner tree models. In: B. Sanso and P. Soriano, editors, *Telecommunications network planning*; 1999. 21-32.
14. Gouveia L. Using the Miller-Tucker-Zemlin constraints to formulate a minimal spanning tree problem with hop constraints. *Computers Operations Research*, 1995; 22(9): 959-970.
15. Gouveia L, Magnanti TL. Network flows models for designing diameter-constrained minimum spanning and Steiner trees. *Networks* 41, 2003; 159-173.
16. Gouveia L, Leitner M, Ljubi I. On the Hop Constrained Steiner Tree Problem with Multiple Root Nodes. *Combinatorial Optimization Lecture Notes in Computer Science* 2012; 201-212.
17. Gouveia L, Paissa A, Sharmab D. Modeling and solving the rooted distanceconstrained minimum spanning tree problem. *Computers and Operations research Lecture*, 2008; 35: 600-613.
18. Leblance L, Chifflet J, Mahey P. Packet routing in telecommunication networks with path and flow restrictions. *INFORMS Journal in Computing* 11, 1999; 188-197.
19. Leblance L, Reddoch R. Reliable link topology/capacity design and routing in backbone telecommunications networks. Working paper, Vanderbilt University, presented at 1st ORSA SIG Conf. on Telecommunications, 1990.
20. Leblance L, Reddoch R, Chifflet J, Mahey P. Routing in telecommunication networks with flow restrictions. Working paper, Vanderbilt University, 1995.
21. Maculan N. The Steiner problem in graphs. *Annals of Discrete Mathematics*, 1987; 31: 185-212.
22. Prim RC. Shortest connection networks and some generalizations, *Bell syst. Techn. J.* 1957; 36:1389-1401.
23. Voss S. Steiner's problem in graphs: Heuristic methods, *Discrete Applied Mathematics*; 1992 40:45-72.
24. Voss S. The Steiner tree problem with hop constraint. *Annals of Operations Research* 1999; 321-345.
25. Dokeroglu T., Mengusoglu E.. A self-adaptive and stagnation-aware breakout local search algorithm on the grid for the Steiner tree problem with revenue, budget and hop constraints. *Soft Comput.* 2018, 22:4133?4151.