

# What Stands-in for a Missing Tool? A Prototypical Grounded Knowledge-based Approach to Tool Substitution

Madhura Thosar\*, Christian A. Mueller†, Sebastian Zug\*

## Abstract

When a robot is operating in a dynamic environment, it cannot be assumed that a tool required to solve a given task will always be available. In case of a missing tool, an ideal response would be to find a substitute to complete the task. In this paper, we present a proof of concept of a grounded knowledge-based approach to tool substitution. In order to validate the suitability of a substitute, we conducted experiments involving 22 substitution scenarios. The substitutes computed by the proposed approach were validated on the basis of the experts' choices for each scenario. Our evaluation showed, in 63% scenarios, the approach identified exactly the same substitutes as experts.

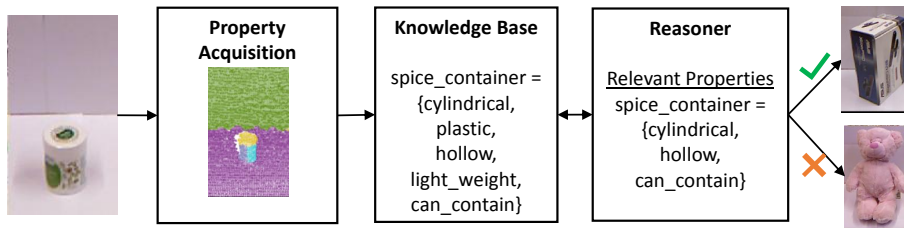
## 1 Introduction

It is not uncommon to find a tool needed for a certain task unavailable. However, humans tend to circumvent such hurdle by improvising the usability of a *suitable* existing object in the environment. For a robot who is expected to work alongside humans in the real world is bound to face such obstacles and an effective way to carry on with the task for it would be to find a substitute. Robots that, for instance, have to hammer a nail into a wall should look for a conventional tool, a hammer, or resort to an appropriate substitute in case a hammer is unavailable. A selection of an appropriate substitute requires a knowledge driven deliberation to determine its suitability. Baber in Baber (2003a) suggested that humans are aided by conceptual knowledge about objects during the deliberation process. In other terms, humans generally have an intuitive understanding of objects and as such use qualitative form of knowledge about properties of objects – thus, conceptual knowledge – obtained from a combination of visual sensations, experiences and the outcomes of manual investigation to evaluate the applicability of a substitute. Consequently, between a rock and a tennis ball for instance, we identify

---

\*Madhura Thosar and Sebastian Zug are with Faculty of Computer Science, Otto-von-Guericke University Magdeburg, Germany, thosar@iks.cs.ovgu.de, zug@ivs.cs.uni-magdeburg.de

†Christian A. Mueller is with the Robotics Group, Computer Science & Electrical Engineering Department, Jacobs University Bremen, Germany, chr.mueller@jacobs-university.de



**Figure 1:** The black box architecture of the proposed framework ERSATZ

probably a rock as a suitable *substitute* that can replace a hammer and reject the rest as unsuitable. In this paper, we propose a framework, *ERSATZ* (German word for *substitute or alternative*), that uses knowledge about objects to reason about a substitute from the available objects in the environment for a missing tool (see Figure 1).

## 2 Approach

Consider a scenario in which a robot has to choose between a plate and a mouse pad as an alternative for a tray. A tray, in general, can be defined as a rigid, rectangular, flat, wooden, brown colored object while a plate can be defined as a rigid, circular, semi-flat, white colored object and a mouse pad as soft, rectangular, flat, leather-based object. Bear in mind, however, that some properties are more relevant than the others with respect to the designated purpose of the tool. For a tray whose designated purpose is *to carry*, rigid and flat are more relevant to *carry* than a material or a color of a tray. Consequently, to find the most appropriate substitute, the relevant properties of the unavailable tool needs to correspond to as large a degree as possible to the properties of the possible choices for a substitute.

The proposed approach performs conceptual knowledge-driven computation to identify the relevant properties of the missing tool and determines the most similar substitute on the basis of those properties. Besides identifying the most similar object as a substitute for a missing tool, an explicit access to the relevant properties of the missing tool carries twofold advantages: firstly, knowing which properties are primarily required in the potential substitute narrows down the search space and secondly, in case of an unknown object instance, only the relevant properties will have to be learned to determine a substitute. Based on this, an approach is required that will identify the relevant properties and provide explicit access to them, and determine a substitute on the basis of those properties.

### 2.1 Approach Overview

The proposed prototypical framework, *ERSATZ* primarily consists of three components: *Property Acquisition*, *Knowledge Base*, and *Reasoner*. *ERSATZ* uses the grounded knowledge about objects in the *knowledge base* which is acquired by *property acquisition* to *reason* about a substitute from the available objects in the environment for a

missing tool. Fig. 1 illustrates the interplay of the primary components, and outlining the required inputs and desired outputs along with these components:

**Property Acquisition:** The component is a work-in-progress framework with an objective to extract the sensory data related to the pre-defined properties of objects. The proposed framework is briefly discussed in Section 6, however, in this paper, the properties are acquired using machine-generated visual percepts and synthetic data sampled from a human-selected intuitive model.

**Knowledge Base:** The knowledge base transforms the non-symbolic continuous data about objects' properties acquired by *property acquisition* into a symbolic form and represents it using fuzzy formalism, thus creating a link between a symbolic knowledge and sensory data.

**Reasoner:** The reasoner uses the knowledge about objects in the knowledge base to identify the relevant properties of a missing tool. It, then, computes a substitute from the existing objects by measuring a similarity with a missing tool on the basis of the relevant properties shared by both.

This paper makes the following contributions: 1) An approach to create grounded knowledge-base from the property data, that consists of fuzzy qualitative knowledge about objects. 2) An approach to identify relevant properties of a missing tool and determine a substitute on the basis of them.

## 3 Related Work

As the proposed approach performs a knowledge-driven reasoning to identify the relevant properties of the unavailable tool and determines the most similar substitute on the basis of those properties, in the following, we report the literature related to the knowledge bases as well as the substitution approaches.

### 3.1 Knowledge Base

Since the computation requires an access to the ontological knowledge about properties of a missing tool and of existing objects in the environment, we set out to explore the existing knowledge bases. We reviewed nine existing knowledge bases developed for robotic applications consisting of knowledge about objects in Thosar et al. (2018) where the objective was to determine whether these existing knowledge bases satisfy our requirements and can be exploited in our research. Our research concluded that, of the nine knowledge bases we reviewed, namely: KNOWROB Tenorth and Beetz (2009), MLN-KB Zhu, Fathi, and Fei-Fei (2014), NMKB Pineda et al. (2017), OMICS Gupta and Kochenderfer (2004), OMRKF Suh et al. (2007), ORO Lemaignan et al. (2010), OUR-K Lim, Suh, and Suh (2011), PEIS-KB Daoutis, Coradeshi, and Loutfi (2009), and RoboBrain Saxena et al. (2014), although KNOWROB and MLN-KB came closest. Moreover, the knowledge bases used by the approaches to tool substitution such as ROAR in Agostini et al. (2015), ConceptNet in Boteanu et al. (2015) or even a simple English dictionary in Awaad, Kraetzschmar, and Hertzberg (2014) also suffered the same fate.

Since the knowledge bases are partially or fully human-made, the depth and breadth of such human-made knowledge base often leads to a disconnect between a major portion of the knowledge and robot’s sensory capabilities. Such disconnect could be problematic since it would not be possible to perceive the ungrounded properties of the potential object candidates for a substitute. To deflate this disconnect, we have proposed an approach in Section 4.2 to generate grounded knowledge about objects from the sensory data.

## 3.2 Substitution Computation

One of the closest areas that study the usability of an object is affordances of tools. As such, using a substitute in place of a missing tool can also be seen as transferring of affordances. In the following, we focus on the work of transferring of affordances from the perspective of tool substitution.

In Awaad, Kraetzschmar, and Hertzberg (2014), a substitute for a missing tool is inferred on the basis of inheritance and equivalence relation. The work discussed in Agostini et al. (2015) retrieves the knowledge about objects from ROAR and determines a substitute that shares the similar affordances. However, in ROAR, the relationship between objects or between object, action and a preposition is either learned using machine learning techniques requiring training examples or inferred or hand-coded Szedmak, Ugur, and Piater (2014). The work in Boteanu et al. (2016) uses ConceptNet knowledge base where potential candidates are extracted from the knowledge base if they share the same parent with a missing tool for the pre-determined relation: *has-property*, *capable-of* and *used-for*. After eliminating irrelevant candidates, a substitute is determined on the basis of the similarity metrics. Contrary to the above approaches, the approach discussed in Sahin et al. (2017) does not make use of any external knowledge base. Rather, the tool selection is performed using vision modalities wherein a tool is represented as 25-dimensional vector containing information related to grasping and action parts, and relationship between them, using *superquadrics* technique on the basis the training examples.

The approaches, listed above, that relies on the existing external knowledge bases are build around the available knowledge which does come with some burdens such as for identifying and retrieving the required knowledge, the relationships between the objects are preselected. On the other hand, in cases where supervised machine learning technique is used, training examples are provided to learn affordances. Note that, providing bulk of labeled examples of a missing object beforehand would not be realistic for a substitution problem scenario since the scope for predicting an object’s unavailability is boundless.

# 4 Methodology

## 4.1 Property Acquisition

For this step, two kinds of object’s properties are considered: physical and functional properties. A physical property of an object is regarded as those properties that describe

the physical or structural nature of an object such as rigid, flat surface, size, shape, weight, hollow.

The functional properties considered in this work are derived from the theory of image schema Gärdenfors (1987) which has its roots in cognitive linguistics. According to Kuhn (2007) *Image schemas are patterns abstracted from spatio-temporal experiences*. Essentially image schema capture recurrent patterns that emerge from our perceptual and bodily interactions with the environment. Since some of these patterns are posited on the operational abilities of objects, Kuhn postulated in Kuhn (2007) that affordances a.k.a. functional properties Gärdenfors (1987) for the spatio-temporal processes can be derived from image schema for example, *containment* schema suggest an object’s ability to contain something or *support* schema indicates an object’s ability to hold up something or *blockage* refers to the ability of an object to block or obstruct the movement of other object. Currently, the proposed system is restricted to three functional properties based on the image schemas: *containment*, *support* and *blockage*.

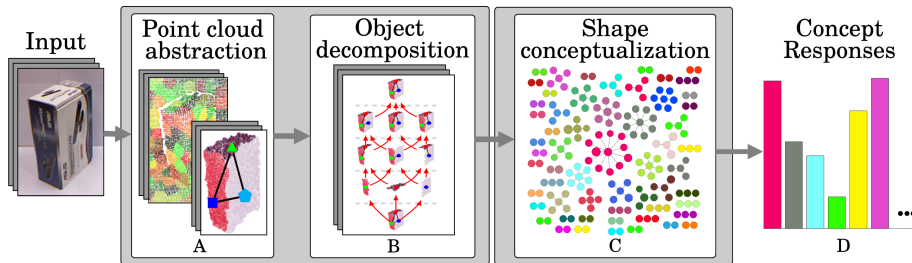
Our ultimate objective is to acquire the machine centric data from which the property specific data can be extracted. Such property data will then be used to generate grounded knowledge about objects. As a first step, our initial property acquisition focuses on the composite of machine-centric and human-centric method. In machine-centric approach, the geometrical properties are acquired using non-invasive vision-based technique. while the non-geometric properties are acquired by sampling of the data from the expert generated intuitive model for the properties.

**Machine Generated Properties:** In this paper, we introduce a state-of-art data-driven approach that unsupervisedly conceptualizes shape according to commonalities within object point clouds which is discussed in detail in our work Mueller and Birk (2018). As a result of the process a set of shape concepts is generated which which concept responses for an unknown object are used in the knowledge base as machine-generated geometric object properties.

In our previous work on shape concept learning Mueller and Birk (2018), raw sensor information in form of point clouds is abstracted to a symbolic level in which point cloud segments Mueller and Birk (2016) may represent meaningful shape components in a symbolic space Mueller, Pathak, and Birk (2014). Therein we introduces a hierarchical learning procedure that leads to symbols which are gradually organized to reflect generic-to-specific facets of shape components and can be subsequently used as building blocks that constitute objects (see A in Fig. 2).

An object shape representation is introduced that gradually encodes observed objects symbol compositions (see B in Fig. 2): from local components to component groups that may represent object parts or objects as a whole. The proposed shape representation incorporates aspects of exemplar, respectively, prototype theory since we believe that the richness of a prototype provides an unaltered perspective on the characteristics of object instances. Based on the proposed symbolic shape representation we analyze *topology* and *structure* within the encoded symbol *compositions* in order to discover persistent patterns that may represent *shape concepts*.

We introduce an iterative filtering process Mueller and Birk (2018) to associated instances to groups which may represent shape concepts (see C in Fig. 2). Given the set of learned concepts, for an unknown object, concept responses are retrieved (see D in Fig. 2) and exploited as machine-generated geometric object property values in



**Figure 2:** Illustration of the object shape conceptualization approach Mueller and Birk (2018). Concepts are randomly colored.

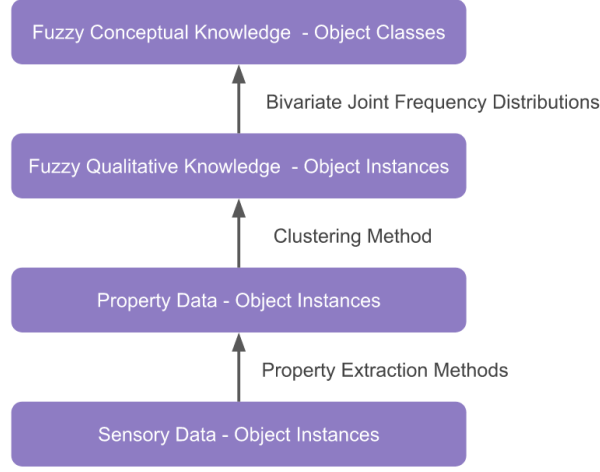
our tool-substitution scenario. Note that in our tool-substitution scenario, concepts are learned from unlabeled object instances of the *Object Discovery Dataset (ODD)* Mueller and Birk (2016); ODD provides a variety of objects from *teddy bears* over *flash lights* to *shoes* which facilitates a expressive concept generation.

**Human Generated Properties** The geometric properties alone offer a very limited scope of the physicality as well as the functionality of an object. Therefore, to compensate the gap, we also also considered the non-geometrical properties such as weight, rigid, hollowness as physical and support, blockage, containment as functional. Note that, in general, these properties are challenging and cumbersome to extract solely from non-invasive visuoperceptual approaches. Consequently, extracting such properties via multi-modal or manipulation capabilities, is beyond the scope of this paper.

In the generation process, a set of labeled prototype objects selected from the Washington dataset (see Table 1) were taken into account. The distribution of each property for particular object labels (cf. Table 1) was approximated by the expert to resemble the scope for the variations in the values of the property in general. Consequently, given an object and its label a sample value was drawn from the a-priori generated property distribution.

## 4.2 Knowledge Base

Our research work is aimed at building conceptual knowledge about household objects from a multi-layered dataset. The central idea is to build a knowledge base about the properties of objects - realized as conceptual knowledge about objects - around how the properties of the objects are sensed by a robot. As illustrated in Figure 3, the dataset consists primarily of two layers. The lowest layer consists of the data from the individuals sensors such as camera, torque extracted from the individual objects and the second layer consists of the aggregated sensor data acquired using the property extraction methods such as unsupervised technique discussed in *machine generated properties*. As, for the knowledge base, the conceptual knowledge is spread across two levels: the first level consists of qualitative knowledge about individual object instances, while the upper level consists of the aggregated qualitative fuzzy knowledge about respective categories of object instances. The fuzzy formalism is used to model the intra-class variations in the objects while the multiple objects instances are to be used to acquire



**Figure 3:** Proposed approach to create robot centric grounded knowledge about objects

more reliable data from the sensors.

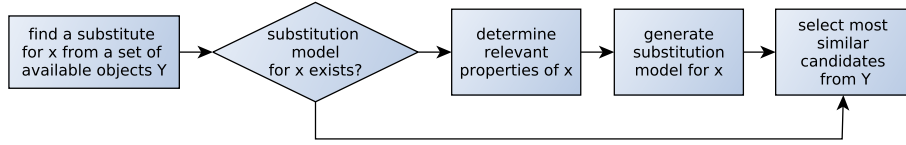
As stated, the primary input to the knowledge base is the data about the physical properties of the objects available in the environment. Consider  $\mathbf{O} = \{O_1, O_2, \dots, O_{n_O}\}$  as given set of object classes where for each  $O_i \in \mathbf{O}$ , a set of object instances is given such that  $O_i = \{o_1, o_2, \dots, o_{n_{O_i}}\}$  and  $|\bigcup \mathbf{O}| = N_{\mathbf{O}}$ . Let  $\mathbf{P} = \{P_1, P_2, \dots, P_{n_P}\}$  be a set of labels given for physical properties where each  $P_j \in \mathbf{P}$  ( $j = 1, \dots, n_P$ ) is:  $P_j = [v_{o_1}^{P_j}, v_{o_2}^{P_j}, \dots, v_{N_{\mathbf{O}}}^{P_j}]$  a vector acquired from the sensory inputs associated with a physical property by the *acquisition* process. Similarly, let  $\mathbf{F} = \{F_1, F_2, \dots, F_{n_F}\}$  be a set of labels for functional properties where each  $F_k \in \mathbf{F}$  ( $k = 1, \dots, n_F$ ) is  $F_k = [v_{o_1}^{F_k}, v_{o_2}^{F_k}, \dots, v_{N_{\mathbf{O}}}^{F_k}]$ . The vector data is processed by the knowledge base module in three stages: sub-categorization, attribution and conceptualization.

### Sub-categorization - From Continuous to Discrete

In the sub-categorization process, the non-symbolic continuous data of each property is transformed into a symbolic data using a clustering algorithm. Each  $P_j \in \mathbf{P}$  ( $j = 1, \dots, n_P$ ) and  $F_k \in \mathbf{F}$  ( $k = 1, \dots, n_F$ ) are sub-categorized as  $P'_j = \{p_1, p_2, \dots, p_{n_{P_j}}\}$  for ( $j = 1, \dots, n_P$ ) and  $F'_k = \{f_1, f_2, \dots, f_{n_{F_k}}\}$  for ( $k = 1, \dots, n_F$ ) representing the number of qualities (qualitative values) corresponding to the physical as well as functional properties respectively, termed as physical qualities and functional qualities. For example,  $Size = \{small, medium, big, bigger\}$ .

### Attribution - Object Instance Knowledge

The attribution process represents the knowledge about each object instance by compiling all the qualities attributed to the object instance. Thus, each  $o_{n_{O_i}} \in \bigcup_{i=1}^{n_O} O_i$  is represented as a set of all the physical as well functional qualities attributed to it and is



**Figure 4:** A typical process flow to determine a substitute for a missing tool from the available objects.

expressed by a symbol *holds* as:

$$\text{holds} \subset \bigcup_{i=1}^{n_O} O_i \mathbf{X} \bigcup_{j=1}^{n_P} P_j \cup \bigcup_{k=1}^{n_F} F_k$$

For example,  $\text{holds}(\text{table}_1, \text{harder})$

### Conceptualization - Knowledge about Objects

The conceptualization process gathers the knowledge about all the instances of an object class and represents the knowledge about an object class using fuzzy formalism. Let  $O_{KB} = \{O_{1_{KB}}, O_{2_{KB}}, \dots, O_{n_{O_{KB}}}\}$  be a knowledge base about objects  $O_i \in O_{KB}$ . Let, a quality  $r$  be

$$r \in \left( \bigcup_{j=1}^{n_P} P_j \right) \cup \left( \bigcup_{k=1}^{n_F} F_k \right)$$

In the conceptualization process, the knowledge about each object class  $O_{i_{KB}} \in O_{KB}$  is expressed a set of tuples consisting of a physical or a functional quality and its membership value in the object class and it is represented as,

$$O_{i_{KB}} = \{ \langle r, v_1 \rangle : \text{implies}(O_i, r) = v_1 \text{ and } r \in \left( \bigcup_{j=1}^{n_P} P_j \right) \cup \left( \bigcup_{k=1}^{n_F} F_k \right) \}$$

where membership value  $v_1$  is calculated as

$$\text{implies}(O_i, r) = P(\text{holds}(o, r) | o \in O_i)$$

For example,  $\text{implies}(\text{Table}, \text{harder}) = 0.7$

### 4.3 Reasoner

Fig. 4 illustrates a process flow consisting of the primary operations involved in determining a substitute. The flow offers an approximated aerial view for the prototypical model of ERSATZ. When ERSATZ is queried to find a substitute for a missing tool  $x$  from the set of available objects  $Y$  the system checks if the substitution model for  $x$  exists in the knowledge base. If the substitution model does not exist, then the reasoner computes the relevant functional and physical properties of the queried tool.



## Representative Models

Let  $O_i \in O_{i_{KB}}$  be an object class of a missing tool.

$O_{i_{model}}^P$  is called as a *representative physical model* of an object  $O_i$  such that

$$O_{i_{model}}^P = \{p : \text{implies}(O_i, p) = v_1, v_1 \geq \theta, p \in \bigcup_{j=1}^{n_P} P_j\}$$

and  $O_{i_{model}}^F$  is called as a *representative functional model* of an object  $O_i$  such that

$$O_{i_{model}}^F = \{f : \text{implies}(O_i, f) = v_2, v_2 \geq \theta, f \in \bigcup_{k=1}^{n_F} F_k\}$$

Similarly, let  $f \in \bigcup_{k=1}^{n_F} F_k$ , then  $f_{model}^P$  is called as a *representative physical model* of a functional quality  $f$  of  $O_i$  such that

$$f_{model}^P = \{p : \text{implies}(f, p) = v_3, v_3 \geq \theta, p \in \bigcup_{j=1}^{n_P} P_j\}$$

where  $\theta$  is a *representative model threshold* which qualifies a physical or a functional quality as stereotypical or representative to the object class  $O_i$ . Thus, a representative physical model and a representative functional model of an object consists of the physical or functional qualities, respectively, that are regarded as representative qualities of the object class, while the qualities which do not fall under representative qualities are regarded as exceptional or uncommon qualities.

## Relevant Qualities

Baber Baber (2003b) suggested that *things in the world do not exist as collections of physical properties (as one might assume from common sense or from "traditional" notions of perception) so much as collections of features that "afford" (or support) some specific response*. In other words, a certain assemblage of physical properties are essential prerequisites to enable a functional property.

Due to the abstract nature of an image schema and by extension a corresponding functional property, it can subsume various purposes of objects, for example, a functional property *support* which can subsume the purposes *place on*, *sit on* and *serve on* of the a table, a chair and a tray respectively. Thus, it can be assumed that by knowing the relevance of one functional property can help identify the relevant physical properties of three different objects which are used for different purposes.

The relevance of a representative functional quality is decided by examining whether the physical characterization of the function model of the representative functional quality of a tool are in a close proximity to the physical characterization of a representative physical model of the tool. The close proximity between a functional quality and an object class of the tool is determined using the Jaccard's Index. Jaccard's Index determines a similarity and dissimilarity between the two sets A and B where the

similarity is calculated by dividing the magnitude of the intersection of A and B by the magnitude of the union of A and B.

Let  $O_{i_{model}}^P$  and  $f_{model}^P$  be representative physical models of an object class  $O_i$  of the missing tool and a representative functional quality  $f \in O_{i_{model}}^F$  respectively.

Then, the Jaccard's Index of  $O_{i_{model}}^P$  and  $f_{model}^P$  is computed as:

$$J(O_{i_{model}}^P, f_{model}^P) = \frac{|O_{i_{model}}^P \cap f_{model}^P|}{|O_{i_{model}}^P \cup f_{model}^P|}$$

The relevance of a functional quality  $f$  of an object class  $O_i$ , expressed by a set  $O_i^{\mathfrak{R}_F}$ , is determined as :

$$O_i^{\mathfrak{R}_F} = \{f : f \in O_{i_{model}}^F, J(O_{i_{model}}^P, f_{model}^P) > \phi\}$$

where  $\phi$  is a *Minimum Similarity Tolerance*.

Let  $f_n \in O_i^{\mathfrak{R}_F}$  where  $n = 1, \dots, \mathfrak{R}_F^{O_i}$  and let  $f_{n_{model}}^P$  be a representative physical model of  $f_n$ . Then, the relevant physical qualities of an object class  $O_i$ , expressed by a set  $O_i^{\mathfrak{R}_P}$ , are determined as follows:

$$O_i^{\mathfrak{R}_P} = \{p : p \in \bigcup_{n=1}^{\mathfrak{R}_F^{O_i}} (O_{i_{model}}^P \cap f_{n_{model}}^P)\}$$

where  $p \in O_{i_{model}}^P$

### Reasoning about a Substitute

Let  $O_\mu \in O_{KB}$  be an object class of a missing tool and let  $O_\beta \in O_{KB}$  be an object class of a possible candidate for a substitute. Let  $O_\mu^{\mathfrak{R}_P}$  be a set of relevant physical qualities of  $O_\mu$  and let  $O_{\beta_{model}}^P$  be a set of representative physical model of  $O_\beta$ . The substitutability of a candidate is determined by measuring the similarity between  $O_\mu^{\mathfrak{R}_P}$  and  $O_{\beta_{model}}^P$  using Jaccard's Index.  $O_\beta$  is termed as a substitute, expressed as  $O_\beta^{O_\mu^+}$ , if  $J(O_\mu^{\mathfrak{R}_P}, O_{\beta_{model}}^P) > \phi$  else it is expressed as  $O_\beta^{O_\mu^-}$  where  $\phi$  is a *Minimum Similarity Tolerance*

Given the relevant physical model  $O_\mu^{\mathfrak{R}_P}$ , relevant functional model  $O_\mu^{\mathfrak{R}_F}$  and a substitute  $O_\beta^{O_\mu}$ , a substitution model  $O_{mu}^\Delta$  of  $O_{mu}$  is expressed as a tuple:

$$O_\mu^\Delta = \langle O_\mu^{\mathfrak{R}_P}, O_\mu^{\mathfrak{R}_F}, O_\beta^{O_\mu^+}, O_\beta^{O_\mu^-} \rangle$$

The knowledge about object  $O_\mu \in O_{KB}$  is extended to accommodate its substitution model and can be expressed as:

$$O_{\mu_{KB}}^\varepsilon = \langle O_{mu_{KB}}, O_\mu^\Delta \rangle$$

## 5 Experimental Evaluation

The objective of the experimental evaluation of ERSATZ is to validate the suitability of the substitutes computed by ERSATZ by comparing the results with that of the human experts. For the experimental evaluation, we used the images from the Washington Dataset Lai et al. (2011) to generate human-based and machine-based properties. Around 22 object categories were selected and for each category, we selected random images from all the given instances of the category leading up to total of 692 images. Table 1 illustrates the number of images selected from each category. In the table 2, we have summarized the optimal values - determined empirically - that were used in validation experiment.

**Table 1:** Number of scans (#) per category ( $\Sigma \# = 692$ ) of the Washington RGBD datasetLai et al. (2011)

#	Scans per Inst.	Inst.	Category label
35	5	1-7	ball
30	10	1-3	binder
30	5	1-6	bowl
32	8	1-4	cap
30	6	1-5	cereal box
32	4	1-8	coffee mug
30	6	1-5	flashlight
32	4	1-8	food bag
36	3	1-12	food box
28	3	1-14	food can
30	2	1-5	food cup
30	6	1-6	food jar
30	5	1-5	hand towel
30	6	1-5	keyboard
30	6	1-5	kleenex
30	6	1-5	notebook
30	10	1-3	pitcher
35	5	1-7	plate
30	5	1-6	shampoo
30	5	1-6	soda can
36	3	1-12	sponge
36	4	1-9	water bottle

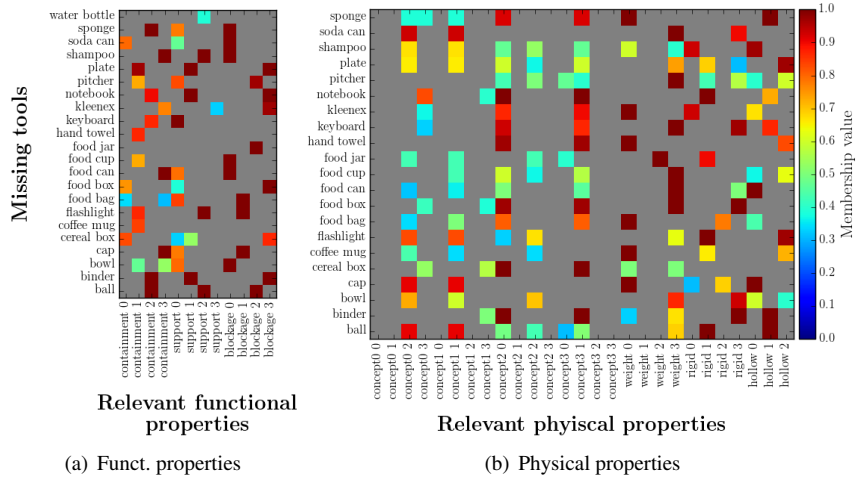
For the experiment, we generated 22 queries based on 22 object categories. Each query consisted of a missing tool and 5 randomly selected objects from which a substitute was to be selected. We gave 22 queries, to 14 human experts and ask them to select a substitute in each query. The answers for each query were gathered and averaged. Similarly, the queries were run on ERSATZ with the optimal values of the target parameters highlighted in Table 2.

**Table 2:** Optimal values identified for the ERSATZ parameters.

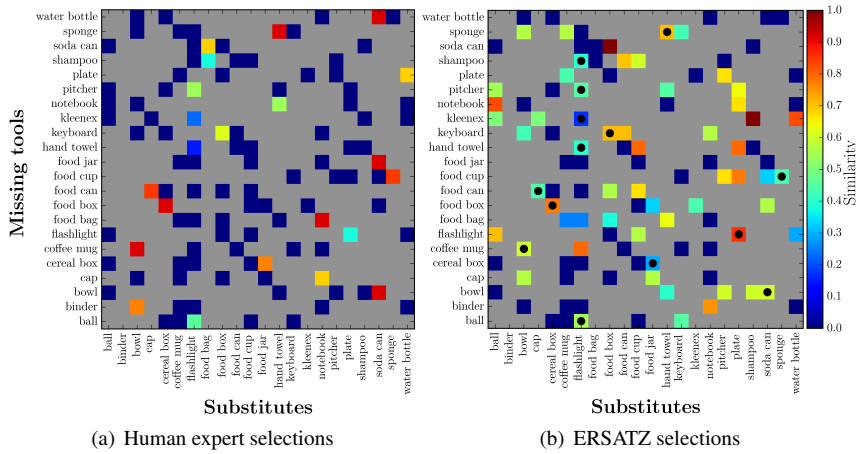
Target Parameter	Optimal Value
Machine-generated properties	<b>4</b>
Cluster size	<b>4</b>
Representative Threshold Value	<b>0.35</b>

On the basis of the the relevant functional and physical properties identified for each missing tool illustrated (along with their membership in the knowledge about the corresponding missing tool) in fig 5(a) and 5(b), ERSATZ computed the substitutes for a missing tool in each scenario.

The results of both the experiments were plotted as a heat map where y-axis consists of missing tools and x-axis consists of the available objects illustrated in Fig. 6. The grayed cells mean the corresponding object categories were not available in the respective query. The cells that are marked with ● represents substitutes selected by

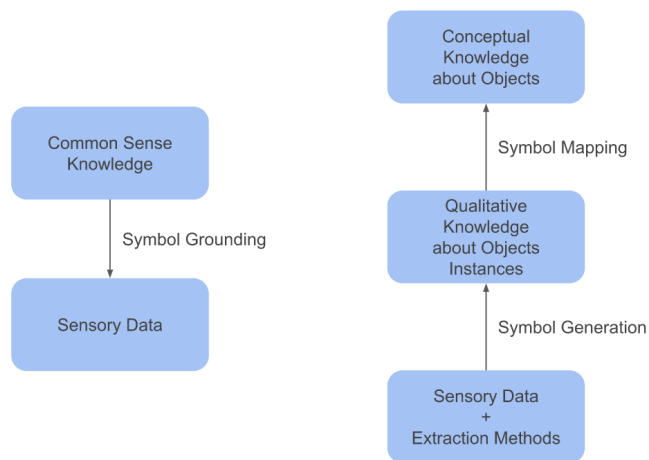


**Figure 5:** The plot illustrating relevant functional and physical properties in (a) and (b) respectively identified by ERSATZ. The values in the plot states the degree with which each property belongs to the tool category.



**Figure 6:** Substitution results w.r.t. ERSATZ and human expert selections. Note that, gray cells correspond to object categories which are not available in the respective query, cells marked with ● represents substitutes selected by experts and ERSATZ, taking into account the selection with the highest similarity.

experts and ERSATZ. In 63% of the 22 queries, ERSATZ and the experts identified the same substitute.



**Figure 7:** Grounded Knowledge: Top-down (existing) approach vs Bottom-up (proposed) approach

## 6 Future Work

The paper presents a prototypical system to determine a substitute for a missing tool using the grounded knowledge about object’s properties. The approach has drawn inspiration from symbol grounding, theory of affordances and a theory of image schema to represent the grounded knowledge and to determine a substitute. This is an ongoing research with a focus on the following aspects.

Our immediate goal focuses on the fuzzification of the clustering method and Jaccard’s Index in order to accommodate: the uncertain nature of the distribution of the property data and the fuzzy values of the properties in the similarity computation respectively, followed by the subsequent refinements to the approach as a result of the fuzzification. In this work, we have derived three functional properties, namely, *contain*, *support*, *block* from the image schema *Containment*, *Support* and *Blockage* respectively. However, further investigation is needed to formalize the identification of additional functional properties derived from the existing image schema.

As stated in the Section 2.1, the implementation of property acquisition component is a work-in-progress. Our vision is to develop a framework that allows a robot to extract the properties of the individual objects and build a knowledge base in a bottom-up manner that is the knowledge about the properties of the objects is constructed on the basis of what is sensed: *What I sense is what I know* (see Figure 7). On the other hand, in the top-down approach the senses are constructed on the basis of the existing knowledge which are mapped to each other using symbol grounding methods as reviewed in Thosar et al. (2018).

## References

- Agostini, A.; Aein, M. J.; Szedmak, S.; Aksoy, E. E.; Piater, J.; and Worgotter, F. 2015. Using structural bootstrapping for object substitution in robotic executions of human-like manipulation tasks. *IEEE International Conference on Intelligent Robots and Systems* 2015-Decem:6479–6486.
- Awaad, I.; Kraetzschmar, G. K.; and Hertzberg, J. 2014. Challenges in Finding Ways to Get the Job Done. *Planning and Robotics (PlanRob) Workshop at 24th International Conference on Automated Planning and Scheduling*.
- Baber, C. 2003a. Introduction. In *Cognition and Tool Use*. Taylor and Francis. chapter 1, 1–15.
- Baber, C. 2003b. Working With Tools. In *Cognition and Tool Use*. 51–68.
- Boteanu, A.; Kent, D.; Mohseni-Kabir, A.; Rich, C.; and Chernova, S. 2015. Towards Robot Adaptability in New Situations. *AAAI Fall Symposium Series*.
- Boteanu, A.; St. Clair, A.; Mohseni-Kabir, A.; Saldanha, C.; and Chernova, S. 2016. Leveraging Large-Scale Semantic Networks for Adaptive Robot Task Learning and Execution. *Big Data* 4(4):217–235.
- Daoutis, M.; Coradeshi, S.; and Loutfi, A. 2009. Grounding commonsense knowledge in intelligent systems. *Journal of Ambient Intelligence and Smart Environments* 1(4):311–321.
- Gärdenfors, P. 1987. Cognitive semantics and image schemas with embodied forces. *Image (Rochester, N.Y.)* 1–16.
- Gupta, R., and Kochenderfer, M. J. 2004. Common Sense Data Acquisition for Indoor Mobile Robots. In *Proceedings of the Nineteenth National Conference on Artificial Intelligence, Sixteenth Conference on Innovative Applications of Artificial Intelligence*, 605–610.
- Kuhn, W. 2007. An Image-Schematic Account of Spatial Categories. *Spatial Information Theory* 152–168.
- Lai, K.; Bo, L.; Ren, X.; and Fox, D. 2011. A Large-Scale Hierarchical Multi-View RGB-D Object Dataset. In *IEEE International Conference on Robotics and Automation (ICRA)*, 1817–1824.
- Lemaignan, S.; Ros, R.; Mösenlechner, L.; Alami, R.; and Beetz, M. 2010. ORO, a knowledge management platform for cognitive architectures in robotics. *IEEE/RSJ 2010 International Conference on Intelligent Robots and Systems, IROS 2010 - Conference Proceedings (April)*:3548–3553.
- Lim, G. H.; Suh, I. H.; and Suh, H. 2011. Ontology-based unified robot knowledge for service robots in indoor environments. *IEEE Transactions on Systems, Man, and Cybernetics Part A:Systems and Humans* 41(3):492–509.

- Mueller, C. A., and Birk, A. 2016. Hierarchical Graph-Based Discovery of Non-Primitive-Shaped Objects in Unstructured Environments. In *International Conference on Robotics and Automation*.
- Mueller, C. A., and Birk, A. 2018. Conceptualization of Object Compositions Using Persistent Homology. In *IEEE/RSJ International Conference on Intelligent Robots and Systems (IROS)*.
- Mueller, C.; Pathak, K.; and Birk, A. 2014. Object shape categorization in rgb-d images using hierarchical graph constellation models based on unsupervisedly learned shape parts described by a set of shape specificity levels. In *International Conference on Intelligent Robots and Systems*.
- Pineda, L. A.; Rodríguez, A.; Fuentes, G.; Rascón, C.; and Meza, I. 2017. A light non-monotonic knowledge-base for service robots. *Intelligent Service Robotics* 10(3):159–171.
- Sahin, E.; Cakmak, M.; Dogar, M. R.; Ugur, E.; and Üçoluk, G. 2017. Transfer of Tool Affordance and Manipulation Cues with 3D Vision Data. *CoRR*.
- Saxena, A.; Jain, A.; Sener, O.; Jami, A.; Misra, D. K.; and Koppula, H. S. 2014. RoboBrain: Large-Scale Knowledge Engine for Robots. *arXiv* 1 – 11.
- Suh, I. H.; Lim, G. H.; Hwang, W.; Suh, H.; Choi, J. H.; and Park, Y. T. 2007. Ontology-based multi-layered robot knowledge framework (OMRKF) for robot intelligence. *IEEE International Conference on Intelligent Robots and Systems* (October):429–436.
- Szedmak, S.; Ugur, E.; and Piater, J. 2014. Knowledge Propagation and Relation Learning for Predicting Action Effects. In *IEEE/RSJ International Conference on Intelligent Robots and Systems*.
- Tenorth, M., and Beetz, M. 2009. KNOWROB- Knowledge Processing for Autonomous Personal Robots. In *IEEE/RSJ International Conference on Intelligent Robots and Systems*, 4261–4266.
- Thosar, M.; Zug, S.; Skaria, A. M.; and Jain, A. 2018. A Review of Knowledge Bases for Service Robots in Household Environments. In *6th International Workshop on Artificial Intelligence and Cognition*.
- Zhu, Y.; Fathi, A.; and Fei-Fei, L. 2014. Reasoning About Object Affordance in a Knowledge Based Representation. *European Conference on Computer Vision* (3):408–424.