

Post-Processing of Word Representations via Variance Normalization and Dynamic Embedding

Bin Wang,¹ Fenxiao Chen,¹ Angela Wang,² C.-C. Jay Kuo¹

University of Southern California¹

University of California, Berkeley²

{wang699, fenxiaoc}@usc.edu, awangs@berkeley.edu, cckuo@sipi.usc.edu

Abstract

Although embedded vector representations of words offer impressive performance on many natural language processing (NLP) applications, the information of ordered input sequences is lost to some extent if only context-based samples are used in the training. For further performance improvement, two new post-processing techniques, called post-processing via variance normalization (PVN) and post-processing via dynamic embedding (PDE), are proposed in this work. The PVN method normalizes the variance of principal components of word vectors, while the PDE method learns orthogonal latent variables from ordered input sequences. The PVN and the PDE methods can be integrated to achieve better performance. We apply these post-processing techniques to two popular word embedding methods (i.e., word2vec and GloVe) to yield their post-processed representations. Extensive experiments are conducted to demonstrate the effectiveness of the proposed post-processing techniques.

1 Introduction

By transferring prior knowledge from large unlabeled corpus, one can embed words into high-dimensional vectors with both semantic and syntactic meanings in their distributional representations. The design of effective word embedding methods has attracted the attention of researchers in recent years because of their superior performance in many downstream natural language processing (NLP) tasks, including sentimental analysis (Shin, Lee, and Choi 2016), information retrieval (Schütze, Manning, and Raghavan 2008), question answering (Hao et al. 2017) and machine translation (Ding et al. 2017). In this work, two new post-processing techniques, called post-processing via variance normalization (PVN) and post-processing via dynamic embedding (PDE), are proposed for further performance improvement.

PCA-based post-processing methods have been examined in various research fields. In the word embedding field, it is observed that learned word vectors usually share a large mean and several dominant principal components, which prevents word embedding from being isotropic. Word vectors that are isotropically distributed (or uniformly distributed in spatial angles) can be differentiated from each

other more easily. A post-processing algorithm (PPA) was recently proposed by Mu, Bhat, and Viswanath (Mu, Bhat, and Viswanath 2017) to exploit this property. That is, the mean and several dominant principal components are removed by the PPA method. On the other hand, their complete removal may not be the best choice since they may still provide some useful information. Instead of removing them, we propose a new post-processing technique by normalizing the variance of embedded words and call it the PVN method here. The PVN method imposes constraints on dominant principal components instead of erasing their contributions completely.

Existing word embedding methods are primarily built upon the concept that “You shall know a word by the company it keeps.” (Firth 1957). As a result, most of current word embedding methods are based on training samples of “(word, context)”. The word2vec is one of the most popular context-based word-embedding methods. It provides efficient and robust performance in a large number of NLP tasks using a fraction of time required by former methods in large corpus training. Later, the Global Vector for word representation (GloVe) method (Pennington, Socher, and Manning 2014) was proposed as a complement or an improvement of the word2vec based on the co-occurrence matrix (Pennington, Socher, and Manning 2014). If more global information is exploited, the GloVe method consistently outperforms the word2vec in accuracy and efficiency. Later, the SPPMI method was proposed by Levy and Goldberg (Levy and Goldberg 2014b) by exploring the relationship between the word2vec Skip-Gram with Negative Sampling (SGNS) model and the well-know point-wise mutual information (PMI) matrix. Further recent improvements include sub-word information (Bojanowski et al. 2016) and n-gram models (Zhao et al. 2017).

Most context-based word embedding methods do not differentiate the word order in sentences, meaning that, they ignore the relative distance between the target and the context words in a chosen context window. Intuitively, words that are closer in a sentence should have stronger correlation. This has been verified in (Khandelwal et al. 2018). Thus, it is promising to design a new word embedding method that not only captures the context information but also models the dynamics in a word sequence. The order information can have different impacts in different parts of sentences.

For example, it is observed by linguistic studies that verbs are more sensitive to the context order (Dryer 1992). For example, the two sentences, “Tom eats apple” and “Apple eats Tom”, have totally different meanings depending on the word order around the verb “eat”. Apparently, ignoring the word order information will result in some information loss.

To achieve further performance improvement, we propose the second post-processing technique, which is called the PDE method. Inspired by dynamic principal component analysis (Dynamic-PCA) (Dong and Qin 2018), the PDE method projects existing word vectors into an orthogonal subspace that captures the sequential information optimally under a pre-defined language model. The PVN method and the PDE method can work together to boost the overall performance. Extensive experiments are conducted to demonstrate the effectiveness of PVN/PDE post-processed representations over their original ones.

2 Related Work

2.1 Word Embedding Methods

Two popular word embedding methods are used as baseline models in this work. They are the SGNS method (Mikolov et al. 2013a) and the GloVe method (Pennington, Socher, and Manning 2014).

The SGNS method uses the center word as the representation of its context words. It has a large impact on the NLP field since its well-implemented software toolkit enables efficient large corpus training and straightforward application to NLP tasks. For a sequence of words w_1, w_2, \dots, w_T , it attempts to maximize the following objective function

$$\frac{1}{T} \sum_{t=1}^T \sum_{-c \leq j \leq c, j \neq 0} \log p(w_{t+j} | w_t) \quad (1)$$

where c is the context window size. As shown in Eq. (1), the order information is lost due to the equal weighted sum of all context pairs. To reduce the complexity of computing the softmax function among all vocabularies, Mikolov et al. (Mikolov et al. 2013b) introduced a negative sampling scheme. It has gained popularity among various word embedding methods due to its better performance over hierarchical softmax approximation.

The GloVe is a representative count-based method. It discards negative samples and optimizes over all positive entries of word-context co-occurrence matrices via objective function:

$$\sum_{i,j} f(X_{ij})(w_i^T \tilde{w}_j - \log X_{ij})^2, \quad (2)$$

where f is a weighted function and X_{ij} is an element obtained by co-occurrence statistics. More global information can be incorporated in the GloVe model using a co-occurrence matrix of larger dimension.

Co-occurrence-matrix-based models such as GloVe appear to be different from predictive models such as the SGNS. However, it is shown by Levy and Goldberg (Levy and Goldberg 2014b) that the SGNS implicitly factorizes a shifted point-wise mutual information (SPPMI) matrix, which builds a bridge between the two word embedding methodologies.

2.2 Highlighted Contributions

Post-processing and dimensionality reduction techniques in word embeddings have primarily been based on the principal component analysis (PCA). There is a long history in high dimensional correlated data analysis using latent variable extraction, including PCA, singular spectrum analysis (SSA) and canonical correlation analysis (CCA). They are shown to be effective in various applications. Among them, PCA is a widely used data-driven dimensionality reduction technique as it maximizes the variance of extracted latent variables. However, the conventional PCA focuses on static variance while ignoring time dependence between data distributions. It demands additional work in applying the PCA to dynamic data.

It is pointed out by Mu, Bhat, and Viswanath (Mu, Bhat, and Viswanath 2017) that embedded words usually share a large mean and several dominant principal components. As a consequence, the distribution of embedded words are not isotropic. Word vectors that are isotropically distributed (or uniformly distributed in spatial angles) are more differentiable from each other. To make the embedding scheme more robust and alleviate the hubness problem (Radovanović, Nanopoulos, and Ivanović 2010), they proposed to remove dominant principal components of embedded words. On the other hand, some linguistic properties are still captured by these dominant principal components. Instead of removing dominant principal components completely, we propose a new post-processing technique by imposing regularizations on principal components in this work.

Recently, contextualized word embedding has gained attention since it tackles the word meaning problem using the information from the whole sentence (Peters et al. 2018). It contains a bi-directional long short-term memory (bi-LSTM) module to learn a language model whose inputs are sequences. The performance of this model indicates that the ordered information plays an important role in the context-dependent representation, and it should be somehow taken into consideration in the design of context-independent word embedding methods. To deal with dynamical data from the whole sequence, Ku, Storer, and Georgakis (Ku, Storer, and Georgakis 1995) proposed a straightforward solution that performs the static PCA on the lagged data matrix for disturbance detection. Later, another method that employs the augmented data matrix was proposed in (Lu et al. 2005). These methods share one common drawback. That is, as the lag distance increases, the dimension and the parameter number increase drastically. To address this shortcoming, Dong and Qin (Dong and Qin 2018) proposed a new method called the dynamic inner PCA (DiPCA). It extracts latent variables that are the combination of token features by maximizing the auto-covariance. Here, we generalize the DiPCA and apply it to the word embedding problem.

There are three main contributions in this work. We propose two new post-processing techniques in Sec. 3 and Sec. 4, respectively. Then, we apply the developed techniques to two popular word embedding methods (i.e., word2vec and GloVe) and generate their post-processed representations. Extensive experiments are conducted in Sec. 5 to demonstrate the effectiveness of post-processed representa-

tions over their original ones.

3 Post-Processing via Variance Normalization

We modify the PPA method (Mu, Bhat, and Viswanath 2017) by regularizing the variances of leading components at a similar level and call it the post-processing algorithm with variance normalization (PVN). The PVN method is described in Algorithm 1, where V denotes the vocabulary set.

Algorithm 1 Post-Processing via Variance Normalization (PVN)

Input: Given word representations $v(w)$, $w \in V$, and threshold parameter d .

1. Remove the mean of $\{v(w), w \in V\}$

$$\mu \leftarrow \frac{1}{|V|} \sum_{w \in V} v(w) \text{ and } \tilde{v}(w) \leftarrow v(w) - \mu.$$

2. Compute the first $d + 1$ PCA components

$$u_1, \dots, u_{d+1} \leftarrow \text{PCA}(\tilde{v}(w), w \in V)$$

3. Compute the standard deviation for the first $d + 1$ PCA components

$$\sigma_1, \dots, \sigma_{d+1} \leftarrow \text{variances of } u_1, \dots, u_{d+1},$$

4. Determine the new representation

$$v'(w) \leftarrow \tilde{v}(w) - \sum_{i=1}^d \frac{\sigma_i - \sigma_{d+1}}{\sigma_i} (u_i^T \tilde{v}(w)) u_i$$

Output: Processed representations $v'(w)$, $w \in V$.

In Step 4, $(u_i^T \tilde{v}(w))$ is the projection of $\tilde{v}(w)$ to the i_{th} principal component. We multiply it by a ratio factor $\frac{\sigma_i - \sigma_{d+1}}{\sigma_i}$ to constrain its variance. Then, we project it back to the original bases and subtract it from the mean-removed word vector.

To compute the standard deviation of the i_{th} principal component of processed representation $v'(w)$, we project $v'(w)$ to bases u_j :

$$\begin{aligned} u_j^T v'(w) &= u_j^T \tilde{v}(w) - \sum_{i=1}^d \frac{\sigma_i - \sigma_{d+1}}{\sigma_i} (u_i^T \tilde{v}(w)) u_j^T u_i \\ &= u_j^T \tilde{v}(w) - \frac{\sigma_j - \sigma_{d+1}}{\sigma_j} (u_j^T \tilde{v}(w)) u_j^T u_j \\ &= \frac{\sigma_{d+1}}{\sigma_j} u_j^T \tilde{v}(w). \end{aligned} \quad (3)$$

Thus, the standard deviation of all post-processed j_{th} principal component, $1 \leq j \leq d$, is equal to σ_{d+1} . Thus, all variances of leading $d + 1$ principal components will be normalized to the same level by the PVN. This makes embedding vectors more evenly distributed in all dimensions.

The only hyper-parameter to tune is threshold parameter d . The optimal setting may vary with different word embedding baselines. A good rule of thumb is to choose $d \approx D/50$, where D is the dimension of word embeddings. Also, we can determine the dimension threshold, d , by examining energy ratios of principal components.

4 Post-Processing via Dynamic Embedding

4.1 Language Model

Our language model is a linear transformation that predicts the current word given its ordered context words. For a sequence of words: $w_1, w_2, w_3, \dots, w_n$, the word embedding format is represented as $v(w_1), v(w_2), v(w_3), \dots, v(w_n)$. Two baseline models, SGNS and GloVe, are considered. In other words, $v(w_i)$ is the embedded word of w_i using one of these methods. Our objective is to maximize the conditional probability

$$p(w_i | w_{i-c}, \dots, w_{i-1}, w_{i+1}, \dots, w_{i+c}), \quad (4)$$

where c is the context window size. As compared to other language models that use tokens from the past (Peters et al. 2018), we consider the two-sided context as shown in Eq. (4) since they are about equally important to the center word distribution in language modeling.

Since we are concerned with the addition relation in the word analogy evaluation; e.g.,

$$< \text{man-woman+king} > = \text{queen},$$

we should check whether a word embedding method possesses the linear property between learned vectors. The linear language model can be written as

$$\tilde{v}(w_i) = \sum_{i-c \leq j \leq i+c, j \neq i} b_j \tilde{v}(w_j) + \Delta, \quad (5)$$

where $\tilde{v}(w)$ is the word embedding representation after the latent variable transform to be discussed in Sec. 4.2. The term, Δ , is used to represent the information loss that cannot be well modeled in the linear model. We treat Δ as a negligible term and Eq. (5) as a linear approximation of the original language model.

4.2 Dynamic Latent Variable Extraction

We apply the dynamic latent variable technique to the word embedding problem in this subsection. To begin with, we define an objective function to extract the dynamic latent variables. The word sequence data is denoted by

$$\mathbf{W} = [w_1, w_2, \dots, w_n], \quad (6)$$

and the data matrix, \mathbf{W}_i , derived from \mathbf{W} is formed using the chosen context window size and its word embedding representation \mathbf{V}_i from data \mathbf{W}_i :

$$\mathbf{W}_i = [w_{i-c}, \dots, w_{i-1}, w_{i+1}, \dots, w_{i+c}] \in R^{1 \times 2c} \quad (7)$$

$$\mathbf{V}_i = [v(w_{i-c}), \dots, v(w_{i-1}), v(w_{i+1}), \dots, v(w_{i+c})] \in R^{D \times 2c}, \quad (8)$$

$$v(w_{i+c})] \in R^{D \times 2c}, \quad (9)$$

where D is the word embedding dimension. Then, the objective function used to extract the dynamic latent variable can be written as

$$\max_{\mathbf{A}, \mathbf{b}} \sum_i < \mathbf{A}^T \mathbf{V}_i \mathbf{b}, \mathbf{A}^T v(w_i) > \quad (10)$$

where \mathbf{A} is a matrix of dimension $D \times k$, $\mathbf{b} \in R^{2c}$ is a weighted sum of context word representations, and where k is the selected dynamic dimension.

We interpret \mathbf{A} in Eq. (10) as a matrix that stores dynamic latent variables. If \mathbf{A} contains all learned dynamic principal components of dimension k , $\mathbf{A}^T \mathbf{V}_i$ is the projection to dynamic principal components from all context word representation and $\mathbf{A}^T v(w_i)$ is the projection of the center word representation $v(w_i)$. Vector \mathbf{b} is a weighted sum of context representations used for prediction. We seek optimal \mathbf{A} and \mathbf{b} to maximize the sum of all inner products of predicted center word representation $\mathbf{A}^T \mathbf{V}_i \mathbf{b}$ and the i th center word representation $\mathbf{A}^T v(w_i)$. The choice of the inner product rather than other distance measures is to maximize the variance over extracted dynamic latent variables. For further details, we refer to (Dong and Qin 2018).

4.3 Optimization

There is no analytical solution to Eq. (10) since \mathbf{A} and \mathbf{b} are coupled (Chen and Liu 2002). Besides, we need to impose constraints on \mathbf{A} and \mathbf{b} . That is, the columns of \mathbf{A} are orthonormal vectors while $\|\mathbf{b}\| = 1$. The orthogonality constraint on matrix \mathbf{A} plays an important role. For example, the orthogonality constraint is introduced for bilingual word embedding for several reasons. The original word embedding space is invariant and self-consistent under the orthogonal principal (Artetxe, Labaka, and Agirre 2016; Artetxe, Labaka, and Agirre 2018). Moreover, without such a constraint, the learned dynamic latent variables has to be extracted iteratively, which is time consuming. Furthermore, the extracted latent variables tend to be close to each other with a small angle.

We adopt the optimization procedure in Algorithm 2 to solve the optimization problem. Note that parameter β is used to control the orthogonality-wise convergence rate.

Algorithm 2 Optimization for extracting dynamic latent variables

```

Initialize  $\mathbf{A}$  and  $\mathbf{b}$  randomly as learnable parameters.
for Training batch  $\mathbf{W}_{i=1,\dots,m}$  do
    Find corresponding word embedding  $\mathbf{V}_i$ .
    Predict the center word  $\hat{v}(w_i) = \mathbf{A}^T \mathbf{V}_i \mathbf{b}$ .
    Extract negative samples based on word frequency.
    Update  $\mathbf{A}$  and  $\mathbf{b}$  by gradient descent to optimize Eq. (11).
     $\mathbf{b} := \mathbf{b} / \|\mathbf{b}\|$ 
     $\mathbf{A} := (1 + \beta) \mathbf{A} - \beta \mathbf{A} \mathbf{A}^T \mathbf{A}$ 
end for

```

We maximize the inner product over all tokens as shown in Eq. (10) in theory, yet we adopt negative sampling for parameter update in practice to save the computation. The objective function can be rewritten as

$$\max_{\mathbf{A}, \mathbf{b}} F(\mathbf{A}, \mathbf{b}),$$

where

$$F(\mathbf{A}, \mathbf{b}) = \left(\log \sigma \left(\left(\mathbf{A}^T \mathbf{V}_i \mathbf{b} \right)^T \mathbf{A}^T v(w_i) \right) \right) + \sum_{n=1}^N \mathbb{E}_{w_n \sim P_n(w)} \left[\log \sigma \left(- \left(\mathbf{A}^T \mathbf{V}_i \mathbf{b} \right)^T \mathbf{A}^T v(w_n) \right) \right], \quad (11)$$

and where $\sigma(x) = 1/(1 + \exp(-x))$, N is the amount of the negative samples used per positive training sample, and negative samples $v(w_n)$ are sampled based on their overall frequency distribution.

The final word embedding vector is a concatenation of two parts: 1) the dynamic dimensions by projecting $v(w_i)$ to the learned dynamic subspace \mathbf{A} in form of $\mathbf{A}^T v(w_i)$, and 2) static dimensions obtained from static PCA dimension reduction in form of $PCA(v(w_i))$.

5 Experiments

5.1 Baselines and Hyper-parameter Settings

We conduct the PVN on top of two baseline models: the SGNS and the GloVe. For all SGNS related experiments, onlywiki2010corpus¹ (around 6G) is used for training. The hyper-parameter setting for the SGNS is similar to that in (Zhao et al. 2017). The vocabulary set contains 830k vocabularies, which means words occur more than 10 times are included. We adopt the officially released codes for the GloVe model, which is trained on the wiki2014+Gigaword5 datasets from website².

For the PDE method, we obtain training pairs from the wiki2010 corpus to maintain consistency with the SGNS model. The vocabulary size is 800k. Words with low frequency are assigned to the same word vectors for simplicity.

Name	Pairs	Year
WS-353	353	2002
WS-353-SIM	203	2009
WS-353-REL	252	2009
MC-30	30	1991
RG-65	65	1965
Rare-Word	2034	2013
MEN	3000	2012
MTurk-287	287	2011
MTurk-771	771	2012
YP-130	130	2006
SimLex-999	999	2014
Verb-143	143	2014
SimVerb-3500	3500	2016

Table 1: Word similarity datasets used in our experiments, where pairs indicate the number of word pairs in each dataset.

5.2 Datasets

We consider two popular intrinsic evaluation benchmarks in our evaluation: 1) word similarity and 2) word analogy. Our proposed post-processing methods work well in both evaluation methods as reported in Sec. 5.3 and Sec. 5.4.

Word Similarity Word similarity evaluation is widely used in evaluating word embedding quality. It focuses on the semantic meaning of words. The corresponding datasets are

¹<http://nlp.stanford.edu/data/WestburyLab.wikicorp.201004.txt.bz2>

²<https://nlp.stanford.edu/projects/glove/>

dimension: d		5		7		9		11	
Type	SGNS	PPA	PVN(ours)	PPA	PVN(ours)	PPA	PVN(ours)	PPA	PVN(ours)
WS-353	65.7	67.7	67.2	67.7	67.5	68.5	67.9	67.6	68.1
WS-353-SIM	73.2	73.6	73.4	73.8	73.8	74.2	73.9	73.8	73.9
WS-353-REL	58.1	59.7	59.8	60.2	60.1	60.7	60.7	59.4	60.7
MC-30	72.2	74.3	71.8	77.6	73.3	76.7	73.5	80.5	74.4
RG-65	73.1	70.9	71.6	71.2	71.8	71.4	72.0	70.9	71.7
Rare-Word	39.5	42.4	42.5	42.5	42.8	42.0	42.8	42.4	42.9
MEN	70.2	73.1	73.3	72.8	73.4	72.7	73.4	72.5	73.2
MTurk-287	62.8	66.5	67.4	65.7	66.9	65.1	66.8	64.7	66.4
MTurk-771	64.6	67.5	67.3	66.5	67.2	66.2	67.0	66.2	66.8
YP-130	39.5	44.5	44.0	43.5	44.3	41.9	43.4	42.3	43.0
SimLex-999	41.6	42.9	43.0	42.8	43.0	42.6	42.9	42.6	42.8
Verb-143	35.0	40.2	39.7	40.1	39.9	39.2	39.6	38.9	39.5
SimVerb-3500	26.5	28.5	28.5	28.7	28.7	28.1	28.6	28.1	28.5
Average	47.8	50.2	50.3	50.1	50.5	49.8	50.4	49.8	50.3

Table 2: The SRCC performance comparison ($\times 100$) for SGNS alone, SGNS+PPA and SGNS+PVN against word similarity datasets, where the last row is the average performance weighted by the pair number of each dataset.

dimension: d			5		7		9		11	
Type:		SGNS	PPA	PVN(ours)	PPA	PVN(ours)	PPA	PVN(ours)	PPA	PVN(ours)
Google	Add	59.6	61.0	61.6	61.3	61.7	61.2	62.0	61.3	62.1
	Mul	61.2	60.2	61.8	60.1	61.8	60.1	61.9	60.3	61.9
Semantic	Add	57.8	60.9	60.6	61.4	61.3	61.5	61.9	62.4	62.4
	Mul	59.3	58.5	59.8	58.6	60.1	58.7	60.5	59.5	60.9
Syntactic	Add	61.1	61.1	62.3	61.2	62.0	60.9	62.0	60.5	61.8
	Mul	62.7	61.7	63.4	61.4	63.2	61.2	63.0	61.0	62.7
MSR	Add	51.0	52.7	53.2	52.8	53.2	52.9	53.4	53.0	53.4
	Mul	53.3	53.4	54.5	53.5	54.6	53.4	54.8	53.3	54.9

Table 3: The SRCC performance comparison ($\times 100$) for SGNS alone, SGNS+PPA and SGNS+PVN against word analogy datasets.

composed of word pairs and human labeled similarity score (e.g. a score from 0 to 10 used to indicate the closeness of a word pair in their meaning). Here, we use the cosine distance measure ($CosSim(v_1, v_2) = v_1^T v_2 / \|v_1\| \|v_2\|$) and Spearman’s rank correlation coefficients (SRCC) (Spearman 1904) to measure the distance and evaluate the similarity between our results and human scores, respectively. We conduct tests on 13 popular datasets (see Table 1) to avoid evaluation occasionality. For more information of each dataset, we refer to the website³.

Word Analogy Due to the limitation of performance comparison in terms of word similarity (Faruqui et al. 2016), performance comparison in word analogy is adopted as a complementary tool to evaluate the quality of word embedding methods. Its core task is to answer “ a is to b as c is to d ”, where d is unknown in the testing phase. By following (Levy and Goldberg 2014a), both addition and multiplication operations are implemented to predict word d here. It is observed that evaluation by multiplication offers better balance in different aspects of similarity since it amplifies the difference between small quantities while reducing the dif-

ference between large ones.

We choose two major datasets for word analogy evaluation. They are: 1) the Google dataset (Mikolov et al. 2013a) and 2) the MSR dataset (Mikolov, Yih, and Zweig 2013). The Google dataset contains 19,544 questions. They belong to two major categories: semantic and morpho-syntactic, each of which contains 8,869 and 10,675 questions, respectively. We also report the results conducted on two Google subsets. The MSR dataset contains 8,000 analogy questions. Out-of-vocabulary words were removed from both datasets.⁴

5.3 Performance Evaluation of PVN

The performance of the PVN as a post-processing tool for the SGNS and the GloVe baseline methods is given in Tables 3 and 4, respectively. The tables also show results of the baselines and the baseline+PPA (Mu, Bhat, and Viswanath 2017) for performance benchmarking.

Table 2 compares the SRCC scores of the SGNS alone, the SGNS+PPA and the SGNS+PVN against word similarity datasets. We see that the SGNS+PVN performs better

³<http://www.wordvectors.org/>

⁴Out-of-vocabulary words are those appear less than 10 times in the wiki2010 dataset.

than the SGNS+PPA in the average SRCC scores regardless of dimension threshold, d . The difference in performance is more evident as d is larger. We observe the largest performance gain of the SGNS+PVN over the SGNS when $d = 7$, which reaches 5.6% in the average SRCC scores. It is also interesting to point out that the PVN is more robust than the PPA with different settings in d .

dimension: d		11		
Type		GloVe	PPA	PVN(ours)
WS-353		60.9	65.3	65.6
WS-353-SIM		66.4	70.2	70.2
WS-353-REL		57.3	60.7	62.8
Rare-Word		41.2	43.3	44.4
Google	Add	71.7	70.7	71.8
	Mul	72.7	71.5	73.1
Semantic	Add	77.4	76.8	78.1
	Mul	77.4	76.8	78.3
Syntactic	Add	67.0	65.6	66.6
	Mul	68.8	67.1	68.8
MSR	Add	64.2	61.5	63.6
	Mul	66.1	63.2	66.3

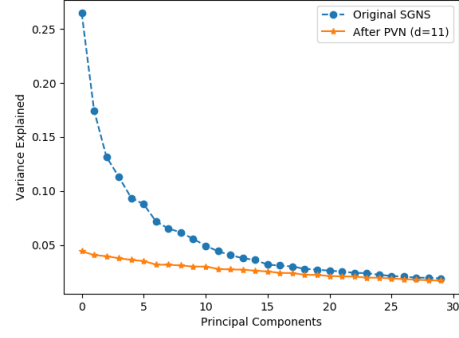
Table 4: The SRCC performance comparison ($\times 100$) for GloVe alone, GloVe+PPA and GloVe+PVN against word similarity and analogy datasets.

Table 3 compares the SRCC scores of SGNS, SGNS+PPA and SGNS+PVN against word analogy datasets. We use addition as well as multiplication evaluation methods. PVN performs better than PPA in both. For the multiplication evaluation, the performance of PPA is even worse than the baseline. In contrast, the proposed PVN method has no negative effect as it performs consistently well. This can be explained below. When the multiplication evaluation is adopted, the missing dimensions of the PPA influence the relative angles of vectors a lot. This is further verified by the fact that some linguistic properties are captured by these high-variance dimensions and their total elimination is sub-optimal.

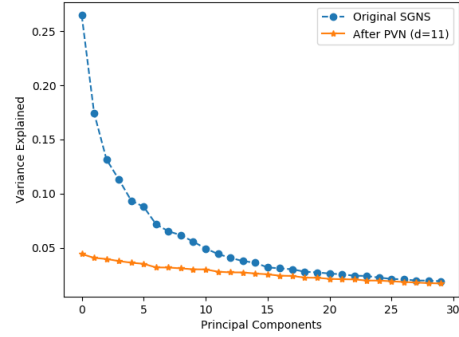
The variances of top 30 principal components for SGNS and GloVe embeddings with and without PVN are shown in Figs. 1 (a) and (b), respectively. It is evident from Fig. 1 (a) that several top principal components of the SGNS occupy too much energy. We can infer the threshold, d , based on this figure. That is, we can set $d = 11$. To increase d furthermore brings little improvement. As compared with SGNS, the variance curve of the GloVe embedding is steeper with a higher decreasing rate. Since there is a bump at around the 11th dimension, we set $d = 11$. Evaluation results on four word similarity and four word analogy datasets are shown in Table 4. Our PVN method offers better results than the PPA. This is especially true on word analogy tasks.

5.4 Performance Evaluation of PDE

We adopt the same setting in evaluating the PDE method such as the window size, vocabulary size, number of negative samples, training data, etc. when it is applied to



(a) SGNS versus SGNS+PVN



(b) GloVe versus GloVe+PVN

Figure 1: Comparison of variances of the top 30 principal components for SGNS and GloVe baseline embeddings with and without PVN.

SGNS baseline. There is a hyper-parameter, β , in Algorithm 2, which controls the convergence rate for the orthogonal constraint. This hyper-parameter should in sync with the overall learning rate ($lr = 0.01$). We set $\beta = 0.0001$ in the experiment. The final word representation is composed by two parts: $\tilde{v}(w) = [v_s(w)^T, v_d(w)^T]^T$, where $v_s(w)$ is the static part obtained from dimension reduction using PCA and $v_d(w) = \mathbf{A}^T v(w)$ is the projection of $v(w)$ to dynamic subspace \mathbf{A} . Here, we set the dimensions of $v_s(w)$ and $v_d(w)$ to 240 and 60, respectively. The SRCC performance comparison of SGNS alone and SGNS+PDE against the word similarity and analogy datasets are shown in Tables 5 and 6, respectively. By adding the ordered information via PDE, we see that the quality of word representations is improved in both evaluation tasks.

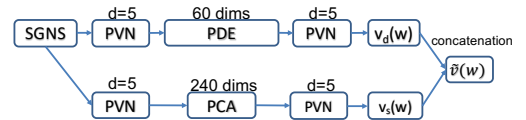


Figure 2: A post-processing system for word embedding methods using integrated PVN and PDE.

Type	SGNS	PDE(ours)
WS-353	65.7	65.9
WS-353-SIM	73.2	73.6
WS-353-REL	58.1	59.3
MC-30	72.2	75.7
RG-65	73.1	76.0
Rare-Word	39.5	38.6
MEN	70.2	72.4
MTurk-287	62.8	63.5
MTurk-771	64.6	65.1
YP-130	39.5	40.8
SimLex-999	41.6	41.8
Verb-143	35.0	37.5
SimVerb-3500	26.5	26.6
Average	47.8	48.5

Table 5: The SRCC performance comparison ($\times 100$) for SGNS alone and SGNS+PDE against word similarity datasets, where the last row is the average performance weighted by the pair number of each dataset.

Type		SGNS	PDE(ours)
Google	Add	59.6	60.8
	Mul	61.2	61.3
Semantic	Add	57.8	59.6
	Mul	59.3	59.6
Syntactic	Add	61.1	61.8
	Mul	62.7	62.7
MSR	Add	51.0	51.6
	Mul	53.3	52.7

Table 6: The SRCC performance comparison ($\times 100$) for SGNS alone and SGNS+PDE against word analogy datasets.

5.5 Performance Evaluation of Integrated PVN/PDE

We can integrate PVN and PDE together to improve their individual performance. Since the PVN provides a better word embedding, it can help PDE learn better. Also, the PPA-PCA-PPA pipeline was proved to be effective for dimensionality reduction of word representations in (Raunak 2017). Intuitively, the PVN-PCA-PVN pipeline should have comparable or even better performance. Furthermore, normalizing variances for dominant principal components is beneficial since they occupy too much energy and mask the contributions of remaining components. On the other hand, components with very low variances may contain much noise. They should be removed or replaced while the PDE can be used to replace the noisy components.

The integrated PVN/PDE post-processing system is shown in Fig. 2. The SRCC performances of the baseline SGNS method and the SGNS+PVN/PDE method for the word similarity and the word analogy tasks are listed in Table 7 and Table 8, respectively. For word similarity, the average improvement is 5.4%. The improvement is even over 20% for the Verb-143 dataset. The performance for word

Type	SGNS	Combined(ours)
WS-353	65.7	69.0
WS-353-SIM	73.2	75.3
WS-353-REL	58.1	61.9
MC-30	72.2	74.3
RG-65	73.1	74.3
Rare-Word	39.5	42.5
MEN	70.2	73.9
MTurk-287	62.8	67.1
MTurk-771	64.6	67.2
YP-130	39.5	44.2
SimLex-999	41.6	42.8
Verb-143	35.0	44.1
SimVerb-3500	26.5	27.5
Average	47.8	50.4

Table 7: The SRCC performance comparison ($\times 100$) for SGNS alone and SGNS+PVN/PDE model against word similarity datasets, where the last row is the average performance weighted by the pair number of each dataset.

Type		SGNS	Combined(ours)
Google	Add	59.6	62.8
	Mul	61.2	62.1
Semantic	Add	57.8	62.8
	Mul	59.3	60.9
Syntactic	Add	61.1	62.8
	Mul	62.7	63.1
MSR	Add	51.0	53.7
	Mul	53.3	54.3

Table 8: The SRCC performance comparison ($\times 100$) of SGNS alone and SGNS+PVN/PDE combined model against word analogy datasets.

analogy evaluation also improves in all cases using either addition or multiplication. The improvement over the Verb-143 dataset has a high ranking among all datasets with either joint PVN/PDE or PDE alone. This matches our expectation since the context order has more contribution over verbs as explained in Sec. 1.

6 Conclusion and Future Work

Two post-processing techniques, PVN and PDE, were proposed to improve the quality of baseline word embedding methods in this work. The two techniques can work independently or jointly. The effectiveness of these techniques on the SGNS and the GloVe baselines was demonstrated by the word similarity and the word analogy evaluation tasks.

We would like to study the PVN method by exploiting the correlation of dimensions, and applying it to dimensionality reduction of word representations in the near future. Furthermore, we would like to apply the dynamic embedding technique to both generic and/or domain-specific word embedding methods with a limited amount of data. It is also desired to consider its applicability to non-linear language models.

References

- [Artetxe, Labaka, and Agirre 2016] Artetxe, M.; Labaka, G.; and Agirre, E. 2016. Learning principled bilingual mappings of word embeddings while preserving monolingual invariance. In *Proceedings of the 2016 Conference on Empirical Methods in Natural Language Processing*, 2289–2294.
- [Artetxe, Labaka, and Agirre 2018] Artetxe, M.; Labaka, G.; and Agirre, E. 2018. Generalizing and improving bilingual word embedding mappings with a multi-step framework of linear transformations. In *Proceedings of the Thirty-Second AAAI Conference on Artificial Intelligence (AAAI-18)*.
- [Bojanowski et al. 2016] Bojanowski, P.; Grave, E.; Joulin, A.; and Mikolov, T. 2016. Enriching word vectors with subword information. *arXiv preprint arXiv:1607.04606*.
- [Chen and Liu 2002] Chen, J., and Liu, K.-C. 2002. On-line batch process monitoring using dynamic pca and dynamic pls models. *Chemical Engineering Science* 57(1):63–75.
- [Ding et al. 2017] Ding, Y.; Liu, Y.; Luan, H.; and Sun, M. 2017. Visualizing and understanding neural machine translation. In *Proceedings of the 55th Annual Meeting of the Association for Computational Linguistics (Volume 1: Long Papers)*, volume 1, 1150–1159.
- [Dong and Qin 2018] Dong, Y., and Qin, S. J. 2018. A novel dynamic pca algorithm for dynamic data modeling and process monitoring. *Journal of Process Control* 67:1–11.
- [Dryer 1992] Dryer, M. S. 1992. The greenbergian word order correlations. *Language* 81–138.
- [Faruqui et al. 2016] Faruqui, M.; Tsvetkov, Y.; Rastogi, P.; and Dyer, C. 2016. Problems with evaluation of word embeddings using word similarity tasks. *arXiv preprint arXiv:1605.02276*.
- [Firth 1957] Firth, J. R. 1957. A synopsis of linguistic theory, 1930-1955. *Studies in linguistic analysis*.
- [Hao et al. 2017] Hao, Y.; Zhang, Y.; Liu, K.; He, S.; Liu, Z.; Wu, H.; and Zhao, J. 2017. An end-to-end model for question answering over knowledge base with cross-attention combining global knowledge. In *Proceedings of the 55th Annual Meeting of the Association for Computational Linguistics (Volume 1: Long Papers)*, volume 1, 221–231.
- [Khandelwal et al. 2018] Khandelwal, U.; He, H.; Qi, P.; and Jurafsky, D. 2018. Sharp nearby, fuzzy far away: How neural language models use context. *arXiv preprint arXiv:1805.04623*.
- [Ku, Storer, and Georgakis 1995] Ku, W.; Storer, R. H.; and Georgakis, C. 1995. Disturbance detection and isolation by dynamic principal component analysis. *Chemometrics and intelligent laboratory systems* 30(1):179–196.
- [Levy and Goldberg 2014a] Levy, O., and Goldberg, Y. 2014a. Linguistic regularities in sparse and explicit word representations. In *Proceedings of the eighteenth conference on computational natural language learning*, 171–180.
- [Levy and Goldberg 2014b] Levy, O., and Goldberg, Y. 2014b. Neural word embedding as implicit matrix factorization. In *Advances in neural information processing systems*, 2177–2185.
- [Lu et al. 2005] Lu, N.; Yao, Y.; Gao, F.; and Wang, F. 2005. Two-dimensional dynamic pca for batch process monitoring. *AIChE Journal* 51(12):3300–3304.
- [Mikolov et al. 2013a] Mikolov, T.; Chen, K.; Corrado, G.; and Dean, J. 2013a. Efficient estimation of word representations in vector space. *arXiv preprint arXiv:1301.3781*.
- [Mikolov et al. 2013b] Mikolov, T.; Sutskever, I.; Chen, K.; Corrado, G. S.; and Dean, J. 2013b. Distributed representations of words and phrases and their compositionality. In *Advances in neural information processing systems*, 3111–3119.
- [Mikolov, Yih, and Zweig 2013] Mikolov, T.; Yih, W.-t.; and Zweig, G. 2013. Linguistic regularities in continuous space word representations. In *Proceedings of the 2013 Conference of the North American Chapter of the Association for Computational Linguistics: Human Language Technologies*, 746–751.
- [Mu, Bhat, and Viswanath 2017] Mu, J.; Bhat, S.; and Viswanath, P. 2017. All-but-the-top: Simple and effective postprocessing for word representations. *arXiv preprint arXiv:1702.01417*.
- [Pennington, Socher, and Manning 2014] Pennington, J.; Socher, R.; and Manning, C. 2014. Glove: Global vectors for word representation. In *Proceedings of the 2014 conference on empirical methods in natural language processing (EMNLP)*, 1532–1543.
- [Peters et al. 2018] Peters, M. E.; Neumann, M.; Iyyer, M.; Gardner, M.; Clark, C.; Lee, K.; and Zettlemoyer, L. 2018. Deep contextualized word representations. *arXiv preprint arXiv:1802.05365*.
- [Radovanović, Nanopoulos, and Ivanović 2010] Radovanović, M.; Nanopoulos, A.; and Ivanović, M. 2010. On the existence of obstinate results in vector space models. In *Proceedings of the 33rd international ACM SIGIR conference on Research and development in information retrieval*, 186–193. ACM.
- [Raunak 2017] Raunak, V. 2017. Effective dimensionality reduction for word embeddings. *CoRR* abs/1708.03629.
- [Schütze, Manning, and Raghavan 2008] Schütze, H.; Manning, C. D.; and Raghavan, P. 2008. *Introduction to information retrieval*, volume 39. Cambridge University Press.
- [Shin, Lee, and Choi 2016] Shin, B.; Lee, T.; and Choi, J. D. 2016. Lexicon integrated cnn models with attention for sentiment analysis. *arXiv preprint arXiv:1610.06272*.
- [Spearman 1904] Spearman, C. 1904. The proof and measurement of association between two things. *The American journal of psychology* 15(1):72–101.
- [Zhao et al. 2017] Zhao, Z.; Liu, T.; Li, S.; Li, B.; and Du, X. 2017. Ngram2vec: Learning improved word representations from ngram co-occurrence statistics. In *Proceedings of the 2017 Conference on Empirical Methods in Natural Language Processing*, 244–253.