

IceBreaker: Solving Cold Start Problem for Video Recommendation Engines

Agniv Sharma*
DTU
New Delhi
agnivsharma96@gmail.com

Yaman Kumar*
Adobe Systems
Noida
ykumar@adobe.com

Abhigyan Khaund*
IIT Mandi
Mandi
khaundabhigyan@gmail.com

Akash Kumar*
DTU
New Delhi
akash_bt2k15@dtu.ac.in

Ponnurangam Kumaraguru
IIIT-Delhi
New Delhi
pk@iitd.ac.in

Rajiv Ratn Shah
IIIT-Delhi
New Delhi
rajivrtn@iitd.ac.in

ABSTRACT

Internet has brought about a tremendous increase in content of all forms and, in that, video content constitutes the major backbone of the total content being published as well as watched. Thus it becomes imperative for video recommendation engines such as Hulu to look for novel and innovative ways to recommend the newly added videos to their users. However, the problem with new videos is that they lack any sort of metadata and user interaction so as to be able to rate the videos for the consumers. To this effect, this paper introduces the several techniques we develop for the Content Based Video Relevance Prediction (CBVRP) Challenge being hosted by Hulu for the ACM Multimedia Conference 2018. We employ different architectures on the CBVRP dataset to make use of the provided frame and video level features and generate predictions of videos that are similar to the other videos. We also implement several ensemble strategies to explore complementarity between both the types of provided features. The obtained results are encouraging and will impel the boundaries of research for multimedia based video recommendation systems.

KEYWORDS

Video Recommendation System, Implicit Features, Video Relevance Prediction, Content based Recommendation, LDA

ACM Reference Format:

Agniv Sharma, Yaman Kumar, Abhigyan Khaund, Akash Kumar, Ponnurangam Kumaraguru, and Rajiv Ratn Shah. 2018. IceBreaker: Solving Cold Start Problem for Video Recommendation Engines. In *Proceedings of ACM Conference (Conference'17)*. ACM, New York, NY, USA, 5 pages. <https://doi.org/10.1145/nnnnnnn.nnnnnnn>

1 INTRODUCTION

The recent years have seen a huge surge in online content, and, content in the form of videos has led the way. This stupendous wave has been steered by online video recommendation systems like Hulu, Youtube, Netflix, *etc.* At the same time, the content supplied by traditional media houses and other licensed broadcasters has seen a plunge [7] with respect to amateurs and non-professionals

uploading home-made content on various platforms. The popularity of video streaming can be judged from the fact that sixty hours of video content is generated every minute on Youtube [5]. A tremendous amount of *new* content is being generated at a very fast pace and, on top of that, the content metadata itself ranges from incorrect to either none or highly limited information [10, 11]. Additionally, the content thus generated is short (lesser than 10 minutes) and un-reviewed. The user interaction with the horde of these videos is minimal at the very best [10]. Due to these reason, video recommendation systems suffer from a multi-dimensional challenge where they have to deal with un-audited, un-rated and completely new content of which they know nothing about. This leads to the infamous *cold start* problem where recommendation engines have to tackle new content and then process and recommend it to the users in such a manner so as to keep grabbing the eyeballs and dissuade them from shifting to the competitor's platform.

Video recommendation has traditionally been inspired from two types of data: implicit and explicit. While on one hand, video recommendation on the basis of implicit content deals with features like light, mood, color, shape, motion, plot and other aesthetics; on the other hand, explicit content incorporates movie genre, director, actors, description, previous views and likes. Researchers have spent considerable time and effort building recommendation engines based on both the types of data [2, 3, 11, 23, 38]. But as noted in the previous section, for today's content explosion, the recommendation on the basis of explicit content fails utterly. This leaves one with implicit features. According to Applied Media Aesthetic [36], media features such as light, color, camera motion *etc.* serve as crucial elements which render emotional, aesthetic and informative effects. Thus a *new* artistic work, can be appropriately evaluated and recommended on the basis of intrinsic features.

In this paper, we present our extensive experiments in building a video recommendation system which deals with the cold-start problem and uses intrinsic features to recommend videos. Here, we portray our experiments and their results over multiple architectures for Content Based Video Relevance Prediction Challenge of ACM Multimedia 2018, sponsored by Hulu.

2 RELATED WORK

Building recommendation engines in general, and video recommendation engines in particular has always been a hot topic of

*Equal Contribution

research. Right from the development of the first recommender system, Tapestry[17], recommender systems have undergone drastic developmental changes. There have been several works which have employed the low level features, also known as stylistic features for the task of video recommendation[6, 20, 34, 37]. But none of these approaches use *only* low-level features, thus they cannot solve the cold-start problem in its full glory[11, 26, 28]. However, a few authors have realized this problem and have tried to tackle this problem head-on using various methods [11, 29, 32]. Thus one of the novelties introduced in this work is exploring the recommendation problem using *only* stylistic and artistic features for solving the daunting cold-start dilemma.

3 METHODOLOGY

In this section, we present the dataset and different architectures *i.e.*, random forest regression on video pairs, deep learning based regression and neural network with DeepLDA for the CBCRP challenge.

3.1 Dataset

In this paper, we have used the dataset from the CBVRP challenge[23]. It consists of two tracks of data: (1) TV shows and (2) Movies. Track one consists of pre-extracted features from 7536 TV shows trailers and has been divided into three sets - training (3000 shows), validation (864 shows), and testing (3000 shows). Track two consists of pre-extracted features from 10826 movie trailers and has been divided into the following sets - training (4500 movies), validation (1188 movies), and testing (4500 movies). The final results were evaluated on the test set by the organizers.

In both the given tracks, the pre-extracted feature vectors were composed of frame-level and video-level features. For frame-level feature vectors, frames of the video at 1 fps were passed into the InceptionV3 network[1] trained on ImageNet dataset[13], and output of the ReLU[25] activation of the last hidden layer of dimension 2048 was taken as the frame level feature. For video level features, each video at 8 fps was passed into the C3D network[31] and the activation of the pool5 layer of dimension 512 was taken as the feature vector. Here we use these pre-extracted features from the training dataset as the input to our models.

3.2 Random Forest Regression on Video Pairs

To determine the closeness of two given C3D feature vectors, we consider several simplistic distance metrics - Euclidean[14], Cityblock[19], Chebyshev[14], Correlation[8, 14], Square Euclidean, Braycurtis[4, 14] and Cosine Similarity[14, 30].

For a particular video, its positive pairs are formed with the videos that are in its ground truth. Negative pairs are formed by choosing videos randomly from the videos not present in the list of similar videos. To make the model not biased towards any type of pair[14], we keep the number of positive pairs equal to the number of negative pairs. For each such pair, we make a vector $\mathbf{X} = [x_1, x_2, x_3, \dots, x_7]$ where each x_i is one of the distance types mentioned above calculated between the C3D vectors of each pair. The ground truth value corresponding to each pair is taken as 0 for a positive pair and 1 for a negative pair. We then use Random Forest [22] to regress and choose the best features.

3.3 Deep Learning based Regression

3.3.1 Architecture Overview: This model consists of two parallel networks as shown in Figure 1. The first network consists of time distributed dense layers followed by LSTM layers and the second one contains only dense layers. The final layers concatenate the outputs of the two models and then output the target values for all the TV shows and Movies. The optimal number of layers in each network was found out through experimentation. We used the first network to process the frame-level features from the dataset. In the second network, we used video level features from the dataset. As the experiments panned out, creating a wider network rather than a deeper one proved to be more beneficial [24, 33, 35].

The size of the last layer is equal to the number of videos to be considered for that model. For a given video, it outputs the probability of the similarity of the other video to the given video. Subsequently, the top K predictions are taken for the evaluation of results. In our model, we used the efficient ADAM[18] (lr=0.001) optimization algorithm and ReLU[25] activation function[9]. The same model was trained with losses as cosine proximity loss and poisson loss. The results for both the experiments are presented in Table 1.

3.4 Neural Network with DeepLDA

This architecture is composed of a deep neural network which uses the output of a C3D model *i.e.* the video-level features, as inputs. These are passed through a neural network containing two hidden fully connected layers, followed by a final output layer. A modified version of Linear Discriminant Analysis(LDA), is used as an objective function. Figure 3 shows a high level view of this model.

3.4.1 Model Architecture: In this model, the video level feature set is used as the input to a set of three fully connected layers. The number of fully connected layers was decided empirically. Every fully connected layer involves, linear transformation of the input features, followed by a non-linear activation function. The first two layers, use the ReLU activation. The final layer serves as the output layer. As the C3D embeddings are limited to 512 dimensional feature vector, a smaller model with fewer parameters seem to give better results than a deep model with large number of hidden layers.

3.4.2 Linear Discriminant Analysis Objective Function:

Classic Linear Discriminant Analysis: Classic LDA, is a dimensionality reduction algorithm, which takes the higher dimensional data, and projects it onto a lower dimensional space such that the separation within data points of the same class is minimized and separation between data points of different classes is maximized[16]. Let $\mathbf{x}_1, \dots, \mathbf{x}_n = \mathbf{X} \in \mathbb{R}^{N \times b}$ be a set of N data points which belong to C different classes. LDA tries to find a transformation matrix $\mathbf{A} \in \mathbb{R}^{l \times b}$ which projects the input to a lower dimensional space L where, $l = C-1$. The linear combination of features, obtained by multiplying the \mathbf{X} with \mathbf{A}^T has maximum separation in this lower dimensional subspace. The LDA formulation to find \mathbf{A} is given as:

$$\operatorname{argmax}_{\mathbf{A}} \frac{|\mathbf{A} \mathbf{S}_b \mathbf{A}^T|}{|\mathbf{A} \mathbf{S}_w \mathbf{A}^T|} \quad (1)$$

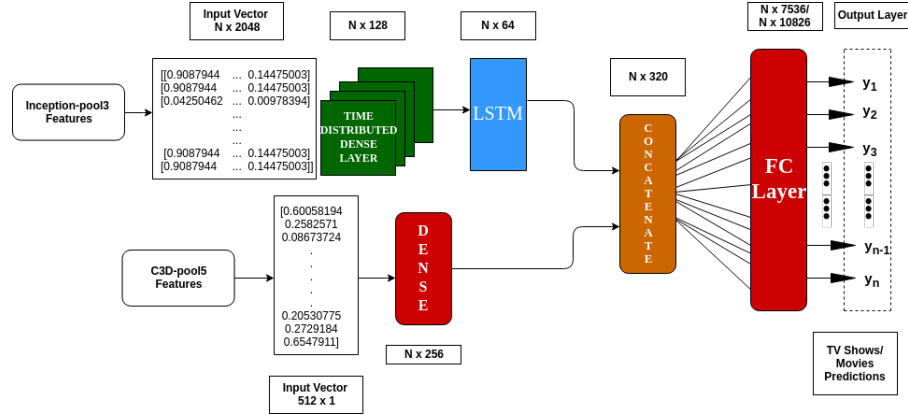


Figure 1: Deep Learning based Regression

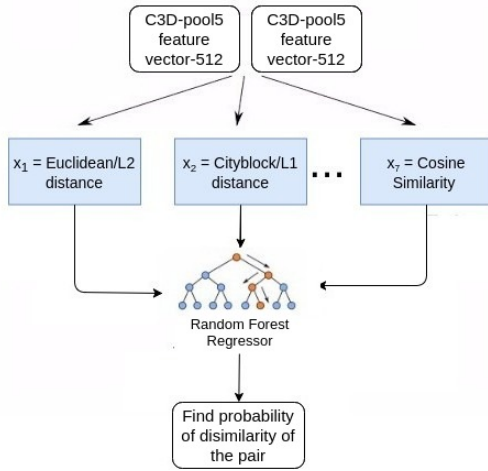


Figure 2: Random Forest based regression on video pairs

where, S_b is the between class scatter matrix and S_w is the within class scatter matrix. S_t denotes the overall scatter matrix. $\bar{X}_c = X_c - m_c$ are the mean-centered observations for each class, the vector m_c represents the mean of each class similarly \bar{X} represents mean centered observation of the complete population. The formula for S_t , S_w and S_b is given as:

$$S_c = \frac{1}{N_c - 1} \bar{X}_c^T \bar{X}_c \quad (2)$$

$$S_w = \frac{1}{C} \sum_c S_c \quad (3)$$

$$S_t = \frac{1}{N-1} \bar{X}^T \bar{X} \quad (4)$$

The value of transformation matrix A that maximizes Eq. 1, maximizes the ratio of the ‘between class scatter’ and ‘within class scatter’. Thereby, giving projections with low intraclass and high inter-class variance. To find optimum solution for Eq. 1, we need to solve the eigenvalue problem of $S_b e = \lambda S_w e$, where e and λ represent the eigenvector and their corresponding eigenvalues. The

matrix A is the set of eigenvectors e . In the paper [15], authors have extrapolated this concept to introduce the DeepLDA objective function.

In [15], the LDA function has been modified to be used as an objective function for deep neural networks by maximizing the individual eigenvalues. Each value gives the degree of separation along a particular eigenvector *i.e.* higher eigenvalues correspond to a greater amount of separation. Maximizing these eigenvalues will help in obtaining an embedding in which classes are well separated. However, if we consider all the eigenvalues in the loss function, it can lead to a trivial solution in which only largest of the eigenvalue is maximized. To circumvent this problem, we optimize only on smallest m eigenvalues out of total set of eigenvalues. This can be done by using only those m eigenvalues that are less than a certain predetermined threshold. Therefore, the formulation becomes:

$$\operatorname{argmax}_{\theta} \frac{1}{k} \sum_{i=1}^k v_i \text{ with } \{v_1, \dots, v_k\} = \{v_j | v_j < \min v_j | v_j + \epsilon\} \quad (5)$$

This loss is back-propagated through the network. In our model, each row in the **relevance list** specifies a batch. All the movies/shows that come in the relevance list of a particular show/movie are given one class and the others which are not in list are assigned a separate class. Then, we train on the loss using ADAM optimization[18].

4 EVALUATION

4.1 Evaluation Metric

For the challenge, we use two evaluations measures[23] -

- (1) Recall@K - For top K predictions the metric $recall@K$ is defined as -

$$recall@K = \frac{|o^r \cap o^{\bar{r}}|}{o^r} \quad (6)$$

where o^r is relevance list and $o^{\bar{r}}$ predicted top K relevant shows/movies for each item.

- (2) Hit@k - If $recall@K > 0$ for a test case then $hit@K$ has value 1 or else value 0 for that test case.

The average values of recall and hit is taken on all test cases for evaluation purposes [23].

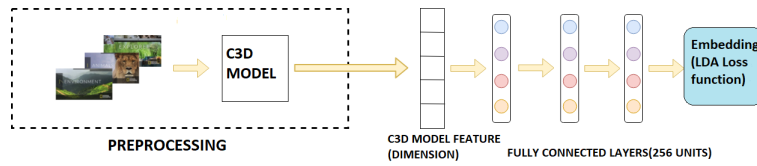


Figure 3: DeepLDA based model's architecture

Table 1: Track 1 and 2 - Results for the different architectures for TV shows and movies

Data	Data Subset	Method	Hit @ k				Recall @ k			
			k=5	k=10	k=20	k=30	k=50	k=100	k=200	k=300
TV Shows	Validation Set	Random Forest	0.004	0.016	0.063	0.112	0.017	0.034	0.062	0.084
		Regression(Cosine Loss)	0.319	0.388	0.485	0.541	0.171	0.229	0.289	0.323
		Regression(Poisson Loss)	0.284	0.353	0.432	0.483	0.145	0.205	0.276	0.322
		DeepLDA	0.178	0.234	0.310	0.354	0.065	0.103	0.153	0.196
	Testing Set	Random Forest	0.047	0.093	0.178	0.262	0.031	0.056	0.093	0.122
		Regression(Cosine Loss)	0.226	0.295	0.38	0.434	0.075	0.104	0.137	0.157
		Regression(Poisson Loss)	0.217	0.294	0.381	0.426	0.076	0.106	0.139	0.16
		DeepLDA	0.22	0.302	0.404	0.465	0.071	0.117	0.18	0.224
Movies	Validation Set	Random Forest	0.004	0.011	0.037	0.063	0.015	0.025	0.045	0.063
		Regression(Cosine Loss)	0.18	0.231	0.313	0.362	0.099	0.139	0.192	0.226
		Regression(Poisson Loss)	0.143	0.191	0.268	0.318	0.114	0.166	0.246	0.313
		DeepLDA	0.106	0.143	0.192	0.238	0.065	0.091	0.129	0.158
	Testing Set	Random Forest	0.055	0.109	0.172	0.216	0.035	0.051	0.077	0.097
		Regression(Cosine Loss)	0.108	0.144	0.212	0.256	0.044	0.062	0.084	0.099
		Regression(Poisson Loss)	0.107	0.151	0.212	0.25	0.044	0.061	0.082	0.096
		DeepLDA	0.161	0.214	0.286	0.33	0.072	0.099	0.137	0.169

These evaluation metrics have been used in several other works such as [12, 21, 27].

4.2 Results

Table 1 contains the results obtained from all the different architectural models considered for both TV shows as well as movies obtained on validation set and training set after training the models. For various values of K , the results are presented in the table.

The DeepLDA model clearly gives the best results on these metrics for both TV shows and movies on the testing set. The competition used $recall@100$ and $hit@30$ for the evaluation of results, thus using that the analysis of results is presented below.

For TV Shows, considering the hit values on the test data, the DeepLDA model performs better than the Random Forest model by 77.4%, Regression model with cosine loss by 7.1% and Regression model with poisson loss by 9.1%. For the metric recall, the DeepLDA model performs better than the Random Forest model by a full 108%, Regression model with cosine loss by 12.5% and Regression model with poisson loss by 10.3%.

For movies, considering the hit values on the test data, the DeepLDA model performs better than the Random Forest model by 52.7%, Regression model with cosine loss by 28.9% and Regression model with poisson loss by 32%. Taking into account recall values, the DeepLDA model performs better than the Random Forest model by 94.1%, Regression model with cosine loss by 59.6% and Regression model with poisson loss by 62.2%.

5 CONCLUSIONS AND FUTURE WORK

The paper presented several models on which extensive experiments were done to provide content based recommendations to users. This solution provided a remarkable solution for the 'cold-start' problem faced by video recommendation engines like Hulu. The relevance between two videos is computed using different types of losses, regression techniques and linear discriminant analysis.

In the future, the authors aim to train models using hybrid models generated after employing explicit as well as implicit features. These models have the potential of improving the results for video recommendation significantly. Additionally, they also look forward to extend the current models for addressing the pernicious cold start problem holistically by taking into account not just cold videos but cold-start user profiles too. These approaches could also help in ameliorating the accuracy of the models considered and make it more robust.

REFERENCES

- [1] Sami Abu-El-Hajja, Nisarg Kothari, Joonseok Lee, Apostol Natsev, George Toderici, Balakrishnan Varadarajan, and Sudheendra Vijayanarasimhan. 2016. YouTube-8M: A Large-Scale Video Classification Benchmark. *CoRR* abs/1609.08675 (2016).
- [2] Arslan Basharat, Yun Zhai, and Mubarak Shah. 2008. Content based video matching using spatiotemporal volumes. *Computer Vision and Image Understanding* 110, 3 (2008), 360–377.
- [3] Chumki Basu, Haym Hirsh, William Cohen, et al. 1998. Recommendation as classification: Using social and content-based information in recommendation. In *AAAI/IAAI*. 714–720.
- [4] J Roger Bray and John T Curtis. 1957. An ordination of the upland forest communities of southern Wisconsin. *Ecological monographs* 27, 4 (1957), 325–349.

- [5] Jeff Bullas. 2017. 30 Mind Numbing YouTube Facts, Figures and Statistics - Infographic. <https://www.jeffbullas.com/35-mind-numbing-youtube-facts-figures-and-statistics-infographic/> Retrieved July 7, 2018.
- [6] Luca Canini, Sergio Benini, and Riccardo Leonardi. 2013. Affective recommendation of movies based on selected connotative features. *IEEE Transactions on Circuits and Systems for Video Technology* 23, 4 (2013), 636–647.
- [7] Meeyoung Cha, Haewoon Kwak, Pablo Rodriguez, Yong-Yeol Ahn, and Sue Moon. 2007. I tube, you tube, everybody tubes: analyzing the world's largest user generated content video system. In *Proceedings of the 7th ACM SIGCOMM conference on Internet measurement*. ACM, 1–14.
- [8] Sung-Hyuk Cha. 2007. Comprehensive survey on distance/similarity measures between probability density functions. *City* 1, 2 (2007), 1.
- [9] François Chollet et al. 2015. Keras. <https://keras.io>.
- [10] James Davidson, Benjamin Liebald, Junning Liu, Palash Nandy, Taylor Van Vleet, Ullas Gargi, Sujoy Gupta, Yu He, Mike Lambert, Blake Livingston, et al. 2010. The YouTube video recommendation system. In *Proceedings of the fourth ACM conference on Recommender systems*. ACM, 293–296.
- [11] Yashar Deldjoo, Mehdi Elahi, Paolo Cremonesi, Franca Garzotto, Pietro Piazzolla, and Massimo Quadra. 2016. Content-based video recommendation system based on stylistic visual features. *Journal on Data Semantics* 5, 2 (2016), 99–113.
- [12] Yashar Deldjoo, Mehdi Elahi, Massimo Quadra, and Paolo Cremonesi. 2015. Toward building a content-based video recommendation system based on low-level features. In *International Conference on Electronic Commerce and Web Technologies*. Springer, 45–56.
- [13] Jia Deng, Wei Dong, Richard Socher, Li-Jia Li, Kai Li, and Li Fei-Fei. 2009. Imagenet: A large-scale hierarchical image database. In *IEEE Conference on Computer Vision and Pattern Recognition (CVPR) 2009*. Ieee, 248–255.
- [14] Michel-Marie Deza and Elena Deza. 2006. *Dictionary of distances*. Elsevier.
- [15] Matthias Dorfer, Rainer Kelz, and Gerhard Widmer. 2015. Deep Linear Discriminant Analysis. *CoRR* abs/1511.04707 (2015). [arXiv:1511.04707](http://arxiv.org/abs/1511.04707) <http://arxiv.org/abs/1511.04707>
- [16] R. A. Fisher. 1936. The Use of Multiple Measurements in Taxonomic Problems. *Annals of Eugenics* 7, 7 (1936), 179–188.
- [17] David Goldberg, David Nichols, Brian M Oki, and Douglas Terry. 1992. Using collaborative filtering to weave an information tapestry. *Commun. ACM* 35, 12 (1992), 61–70.
- [18] Diederik P. Kingma and Jimmy Ba. 2014. Adam: A Method for Stochastic Optimization. *CoRR* abs/1412.6980 (2014). [arXiv:1412.6980](http://arxiv.org/abs/1412.6980) <http://arxiv.org/abs/1412.6980>
- [19] Eugene F Krause. 1975. *Taxicab geometry: An adventure in non-Euclidean geometry*. Courier Corporation.
- [20] Taras Lehinévych, Nikolaos Kokkinis-Ntrenis, Giorgos Siantikos, A Seza Dogruoz, Theodoros Giannakopoulos, and Stasinios Konstantopoulos. 2014. Discovering similarities for content-based recommendation and browsing in multimedia collections. In *2014 Tenth International Conference on Signal-Image Technology & Internet-Based Systems (SITIS)*. IEEE, 237–243.
- [21] Yan Li, Hanjie Wang, Hailong Liu, and Bo Chen. 2017. A study on content-based video recommendation. In *2017 IEEE International Conference on Image Processing (ICIP)*. IEEE, 4581–4585.
- [22] Andy Liaw, Matthew Wiener, et al. 2002. Classification and regression by randomForest. *R news* 2, 3 (2002), 18–22.
- [23] Mengyi Liu, Xiaohui Xie, and Hanning Zhou. 2018. Content-based Video Relevance Prediction Challenge: Data, Protocol, and Baseline.
- [24] Mayank Meghawat, Satyendra Yadav, Debanjan Mahata, Yifang Yin, Rajiv Ratn Shah, and Roger Zimmermann. 2018. A Multimodal Approach to Predict Social Media Popularity. In *2018 IEEE Conference on Multimedia Information Processing and Retrieval (MIPR)*. IEEE.
- [25] Vinod Nair and Geoffrey E. Hinton. 2010. Rectified Linear Units Improve Restricted Boltzmann Machines. In *Proceedings of the 27th International Conference on International Conference on Machine Learning (ICML'10)*. Omnipress, USA, 807–814. <http://dl.acm.org/citation.cfm?id=3104322.3104425>
- [26] Neil Rubens, Mehdi Elahi, Masashi Sugiyama, and Dain Kaplan. 2015. Active learning in recommender systems. In *Recommender systems handbook*. Springer, 809–846.
- [27] Suvash Sedhain, Scott Sanner, Darius Braziunas, Lexing Xie, and Jordan Christensen. 2014. Social collaborative filtering for cold-start recommendations. In *Proceedings of the 8th ACM Conference on Recommender systems*. ACM, 345–348.
- [28] Rajiv Shah and Roger Zimmermann. 2017. *Multimodal analysis of user-generated multimedia content*. Springer. 1–263 pages.
- [29] Rajiv Ratn Shah, Yi Yu, and Roger Zimmermann. 2014. Advisor: Personalized video soundtrack recommendation by late fusion with heuristic rankings. In *Proceedings of the 22nd ACM international conference on Multimedia*. ACM, 607–616.
- [30] Amit Singhal et al. 2001. Modern information retrieval: A brief overview. *IEEE Data Eng. Bull.* 24, 4 (2001), 35–43.
- [31] Du Tran, Lubomir Bourdev, Rob Fergus, Lorenzo Torresani, and Manohar Paluri. 2015. Learning spatiotemporal features with 3d convolutional networks. In *Proceedings of the IEEE international conference on computer vision*. 4489–4497.
- [32] Jian Wei, Jianhua He, Kai Chen, Yi Zhou, and Zuoyin Tang. 2017. Collaborative filtering and deep learning based recommendation system for cold start items. *Expert Systems with Applications* 69 (2017), 29–39.
- [33] Zifeng Wu, Chunhua Shen, and Anton van den Hengel. 2016. Wider or deeper: Revisiting the resnet model for visual recognition. *arXiv preprint arXiv:1611.10080* (2016).
- [34] Bo Yang, Tao Mei, Xian-Sheng Hua, Linjun Yang, Shi-Qiang Yang, and Mingjing Li. 2007. Online video recommendation based on multimodal fusion and relevance feedback. In *Proceedings of the 6th ACM international conference on Image and video retrieval*. ACM, 73–80.
- [35] Sergey Zagoruyko and Nikos Komodakis. 2016. Wide residual networks. *arXiv preprint arXiv:1605.07146* (2016).
- [36] Herbert Zettl. 2002. Essentials of applied media aesthetics. In *Media Computing*. Springer, 11–38.
- [37] Xiaojian Zhao, Guangda Li, Meng Wang, Jin Yuan, Zheng-Jun Zha, Zhoujun Li, and Tat-Seng Chua. 2011. Integrating rich information for video recommendation with multi-task rank aggregation. In *Proceedings of the 19th ACM international conference on Multimedia*. ACM, 1521–1524.
- [38] Qiusha Zhu, Mei-Ling Shyu, and Haohong Wang. 2013. Videotopic: Content-based video recommendation using a topic model. In *2013 IEEE International Symposium on Multimedia (ISM)*. IEEE, 219–222.