

Switching Regression Models and Causal Inference in the Presence of Latent Variables

Rune Christiansen

University of Copenhagen, Denmark
krunchristiansen@math.ku.dk

Jonas Peters

University of Copenhagen, Denmark
jonas.peters@math.ku.dk

December 14, 2024

Abstract

Given a response Y and a vector $X = (X^1, \dots, X^d)$ of d predictors, we investigate the problem of inferring direct causes of Y among the vector X . Models for Y that use its causal covariates as predictors enjoy the property of being invariant across different environments or interventional settings. Given data from such environments, this property has been exploited for causal discovery: one collects the models that show predictive stability across all environments and outputs the set of predictors that are necessary to obtain stability. If some of the direct causes are latent, however, there may not exist invariant models for Y based on variables from X , and the above reasoning breaks down. In this paper, we extend the principle of invariant prediction by introducing a relaxed version of the invariance assumption. This property can be used for causal discovery in the presence of latent variables if the latter's influence on Y can be restricted. More specifically, we allow for latent variables with a low-range discrete influence on the target Y . This assumption gives rise to switching regression models, where each value of the (unknown) hidden variable corresponds to a different regression coefficient. We provide sufficient conditions for the existence, consistency and asymptotic normality of the maximum likelihood estimator in switching regression models, and construct a test for the equality of such models. Our results on switching regression models allow us to prove that asymptotic false discovery control for the causal discovery method is obtained under mild conditions. We provide an algorithm for the overall method, make available code, and illustrate the performance of our method on simulated data.

1 Introduction

1.1 Causality

In many real world applications, we are often interested in causal rather than purely statistical relations. In the last decades, seminal work by Imbens and Rubin [2015], Spirtes et al. [2000], and Pearl [2009] has provided a solid mathematical basis for formalizing causal questions. They often start from a given causal model in the form of a structural causal model or potential outcomes. In practice, we often do not know the underlying causal model, and the field of causal discovery aims at inferring causal models from data. There are several lines of work that are based on different assumptions. Among them are constraint-based methods [Spirtes et al., 2000, Pearl, 2009, Maathuis et al., 2009], score-based methods [Chickering, 2002, Silander and Myllymak, 2006, Koivisto, 2006, Cussens, 2011], methods based on restricted SCMs [Shimizu et al., 2006, Mooij et al., 2016, Peters et al., 2017], and methods based on the independence of causal mechanisms [Janzing et al., 2012, Steudel et al., 2010]. The problem of hidden variables has been addressed in several works [e.g. Spirtes et al., 1995, Silva et al., 2006, Silva and Ghahramani, 2009,

Sgouritsa et al., 2013, Claassen et al., 2013, Ogarrio et al., 2016]. These methods usually do not come with statistical guarantees.

Recently, Peters et al. [2016] proposed the method *invariant causal prediction* (ICP). Instead of aiming to learn all of the data generating structure, they consider the subproblem of inferring the set of causal variables of a target variable Y among a set of predictors $X = (X^1, \dots, X^d)$. The method assumes that the data are not purely observational but come from different environments. Under the assumption that the causal mechanism generating Y from the causal predictors remains the same under all environments (“invariant prediction”), it is possible to obtain the following guarantee: with large probability, the inferred set is a subset of the true set of causal predictors. A concise description of ICP is provided in Section 1.3.

If some of the causal predictors are unobserved, the above guarantee will, in general, not hold anymore. Under the additional assumption of faithfulness, one can still prove that ICP infers a subset of the causal ancestors of the target Y . In many cases, however, the method of ICP infers the empty set, which is not an incorrect, but certainly an uninformative answer. This paper extends the idea of invariant models to situations, in which relevant parts of the system are unobserved. In particular, we suggest a relaxation of the invariance property (1.1) and introduce the formal framework of h -invariance (“hidden invariance”). If the influence of the hidden variable is not too complex, e.g., because it takes only a few discrete values, this property is restrictive enough to be exploited for causal discovery. The assumption of h -invariance gives rise to switching regression models, where for each hidden state, there is a new regression coefficient (we provide more details in Section 1.2). For building an invariance-based procedure, we require a test for the equality of switching regression models. In this paper, we provide such a test and show that it satisfies asymptotic level guarantees. This result allows us to prove that our causal discovery procedure is asymptotically correct under mild assumptions. In case of sequential data, we allow for the possibilities that the hidden variables follow an i.i.d. structure or a hidden Markov model [e.g. Zucchini et al., 2016]. We suggest efficient algorithms, provide code and test our methods on simulated data.

1.2 Switching regression models

Switching regression models are often used to model statistical dependencies that are subject to unobserved “regime switches”, and can be viewed as ordinary regression models that include interactions with a discrete hidden variable. Roughly speaking, each data point (X_i, Y_i) is assumed to follow one of several different regression models, a formal definition is given in Definition 1. Switching regression models have been used in various disciplines, e.g., to model stock returns [Sander, 2018], energy prices [Langrock et al., 2017] or the propagation rate of plant infections [Turner, 2000]. Statistical inference in switching regression models is a challenging problem for several reasons: switching regression models are non-identifiable (permuting mixture components does not change the modeled conditional distribution) and their likelihood function is unbounded (one may consider one of the regression models containing a single point with noise variance shrinking toward zero) and non-convex. In this paper, we circumvent the problem of an unbounded likelihood function by imposing parameter constraints on the error variances of the mixture components [see, e.g., Hathaway, 1985]. We then construct a test for the equality of switching regression models by evaluating the joint overlap of the Fisher confidence regions (based on the maximum likelihood estimator) of the parameters of the different models. We establish an asymptotic level guarantee for this test by providing sufficient conditions for (i) the existence, (ii) the consistency and (iii) the asymptotic normality of the maximum likelihood estimator. To the best of our knowledge, each of these three results is novel and may be of interest in itself. We further discuss two ways of numerically optimizing the likelihood function.

Without parameter constraints, the likelihood function is unbounded and global maximum likelihood estimation is an ill-posed problem [e.g. De Veaux, 1989]. Some analysis has therefore been done on using local maxima of the likelihood function instead. Kiefer [1978] show that there exists a sequence of roots

of the likelihood equations that yield a consistent estimator, but provide no information on which root, in case there is more than one, is consistent. Another popular approach is to impose parameter constraints on the error variances of the mixture components. In the case of ordinary, univariate Gaussian mixture models, Hathaway [1985] formulate such a constrained optimization problem and prove the existence of a global optimum. In this paper, we present a similar result for switching regression models. The proof of Hathaway [1985] uses the fact that the maximum likelihood estimates of all mean parameters are bounded by the smallest and the largest observation. This reasoning cannot be applied to the regression coefficients in switching regression models and therefore requires a modified argument. We also provide sufficient conditions for the consistency and the asymptotic normality (both up to label permutations) of the proposed constrained maximum likelihood estimator. Our proofs are based on the proofs provided by Bickel et al. [1998] and Jensen and Petersen [1999], who show similar results for the maximum likelihood estimator in hidden Markov models with finite state space. Together, (ii) and (iii) prove the asymptotic coverage of Fisher confidence regions and ensure the asymptotic level guarantee of our proposed test.

Readers mainly interested in inference in switching regression models, may want to skip directly to Section 3. Additionally, Sections 2.5 and 2.6 contain our proposed test for the equality of switching regression models that is available as the function `test.equality.sr` in our code package.

1.3 The principle of invariant causal prediction

This section follows the presentation provided by Pfister et al. [2018]. Assume that we observe several instances $(X_1, Y_1), \dots, (X_n, Y_n)$ of a response or target variable $Y \in \mathbb{R}$ and covariates $X \in \mathbb{R}^{1 \times d}$. The idea is that the instances correspond to different environments $e \in \mathcal{E}$, i.e., $\bigcup_{e \in \mathcal{E}} e = \{1, \dots, n\}$. These environments can, for example, correspond to different physical or geographical settings in which the system is embedded, or controlled experimental designs in which some of the variables have been intervened on. The crucial assumption is then that the conditional distribution of the response variable given its direct causes $S^* \subseteq \{1, \dots, d\}$ remains invariant across all environments.

More formally, one assumes the existence of a set $S^* \subseteq \{1, \dots, d\}$, such that for all $1 \leq s, t \leq n$, we have

$$Y_s | (X_s^{S^*} = x) \stackrel{d}{=} Y_t | (X_t^{S^*} = x), \quad (1.1)$$

where $X_t^{S^*}$ denotes the covariates in S^* at instance t . For simplicity, the reader may think about (1.1) in terms of conditional densities. Also, the reader might benefit from thinking about the set S^* in the context of causality, which is why we will below refer to the set S^* as the set of (observable) direct causes of the target variable. Formally, however, this paper does not rely on the definition of the term “direct causes”. In Section 2.3, we will discuss the relationship to causality in more detail.

Since each instance is only observed once, it is usually hard to test whether Equation (1.1) holds. We therefore make use of the environments. Given a set $S \subseteq \{1, \dots, d\}$, we implicitly assume that for every $e \in \mathcal{E}$, the conditional distribution $P_{Y_t | X_t^S}^e$ is the same for all $t \in e$, say $P_{Y | X^S}^e$, and check whether for all $e, f \in \mathcal{E}$, we have that

$$P_{Y | X^S}^e = P_{Y | X^S}^f. \quad (1.2)$$

In the population case, Equation (1.2) can be used to recover (parts of) S^* from the conditional distributions $P_{Y | X^S}^e$: for each subset $S \subseteq \{1, \dots, d\}$ of predictors we check the validity of (1.2) and output the set

$$\tilde{S} := \bigcap_{S \text{ satisfies (1.2)}} S \quad (1.3)$$

of variables that are necessary to obtain predictive stability. Under assumption (1.1), \tilde{S} only contains variables from S^* . For purely observational data, i.e., $(Y_t, X_t) \stackrel{d}{=} (Y_s, X_s)$ for all s, t , Equation (1.2) is

¹We use $P_{Y_t | X_t^S}$ as shorthand notation for the family $(P_{Y_t | (X_t^S = x)})_x$ of conditional distributions.

trivially satisfied for any set $S \subseteq \{1, \dots, d\}$ and thus $\tilde{S} = \emptyset$. It is the different heterogeneity patterns of the data in different environments that allow for causal discovery. Based on a sample from $(Y_t, X_t)_{t \in e}$ for each environment, Peters et al. [2016] propose an estimator \hat{S} of \tilde{S} that comes with a statistical guarantee: with controllable (large) probability, the estimated set \hat{S} is contained in S^* . In other words, whenever the method outputs a set of predictors, they are indeed causal with high certainty.

In this paper, we consider cases in which the full set of direct causes of Y is not observed. We then aim to infer the set of *observable* causal variables $S^* \subseteq \{1, \dots, d\}$. Since the invariance assumption (1.1) cannot be expected to hold in this case, the principle of invariant prediction is inapplicable. We therefore introduce the concept of h -invariance, a relaxed version of assumption (1.1). If the latent variables are constrained to take only a small number of discrete values, the h -invariance property can, similarly to (1.3), be used for the inference of S^* .

1.4 Organization of the paper

The remainder of the paper is organized as follows. Section 2 explains in which sense the principle of invariant causal prediction breaks down in the presence of hidden variables and proposes an adaptation of the inference principle. It also contains hypothesis tests that are suitable for the setting with hidden variables. In Section 3, we establish asymptotic guarantees for these tests. This section contains all of our theoretical results on the inference in switching regression models, and can be read independently of the problem of causal inference. In Section 4, we summarize the preceding sections into our overall causal discovery method (ICPH), provide an algorithm and prove the asymptotic false discovery control of ICPH. The experiments on simulated data in Section 5 support these theoretical findings. They further show that even for sample sizes that are too small for the asymptotic results to be effective, the overall method is able to keep the type I error control. We conclude in Section 6. All our code is available as an R package at <https://github.com/runesen/icph> and can be installed by `devtools::install_github("runesen/icph")`, for example.

2 Invariant causal prediction in the presence of latent variables

Consider a sequence $(\mathbf{Y}, \mathbf{X}, \mathbf{H}) = (Y_t, X_t, H_t)_{t \in \{1, \dots, n\}}$ of triples of a target variable $Y_t \in \mathbb{R}$, observed covariates $X_t \in \mathbb{R}^{1 \times d}$ and some latent variables $H_t \in \mathbb{R}^{1 \times k}$. For simplicity, we refer to the index t as time, but we also allow for an i.i.d. setting; see Section 3.1 for details.

We start by assuming the existence of an invariant predictive model for Y_t based on variables from (X_t, H_t) . We are particularly interested in cases where the full set of relevant variables cannot be observed. Assume therefore that there exists a set $S^* \subseteq \{1, \dots, d\}$ and a subvector H_t^* of H_t such that the dependence of Y_t on $(X_t^{S^*}, H_t^*)$ remains invariant across time. Based on the observed data (\mathbf{Y}, \mathbf{X}) we then aim to infer the set S^* .

Section 2.1 shows why the original version of invariant causal prediction is inapplicable. In Sections 2.2 and 2.4 we introduce the formal concept of h -invariance and present an adapted version of the inference principle discussed in Section 1.3. In Sections 2.5 and 2.6 we then present tests for h -invariance of sets $S \subseteq \{1, \dots, d\}$, which are needed for the construction of an empirical estimator \hat{S} of S^* . A causal interpretation of the h -invariance property is given in Section 2.3.

2.1 Hidden variables and violation of invariance

The inference method described in Section 1.3 relies on the invariance assumption (1.1). The following example shows that if some of the invariant predictors of Y_t are unobserved, we cannot expect this assumption to hold. The principle of ordinary invariant causal prediction is therefore inapplicable.

Example 1 (Violation of invariance assumption due to latent variables)

We consider a linear model for the data $(Y_t, X_t^1, X_t^2, H_t^*)_{t \in \{1, \dots, n\}} \in \mathbb{R}^{n \times 4}$. Assume there exist i.i.d. zero-mean noise variables $\varepsilon_1, \dots, \varepsilon_n$ such that for all t , $(X_t^1, H_t^*, \varepsilon_t)$ are jointly independent and

$$Y_t = X_t^1 + H_t^* + \varepsilon_t.$$

Assume furthermore that the distribution of the latent variable H_t^* changes over time, say $\mathbb{E}[H_r^*] \neq \mathbb{E}[H_s^*]$ for some r, s . Then, the conditional distribution $P_{Y_t | (X_t^{S^*}, H_t^*)}$ is time-homogeneous, but

$$\mathbb{E}[Y_r | X_r^1 = x] = x + \mathbb{E}[H_r^*] \neq x + \mathbb{E}[H_s^*] = \mathbb{E}[Y_s | X_s^1 = x],$$

which shows that $P_{Y_t | X_t^{S^*}}$ is not time-homogeneous, i.e., S^* does not satisfy (1.1).

The above example shows that in the presence of hidden variables, assumption (1.1) may be too strong. The distribution in the above example, however, allows for a different invariance. For all t, s and all x, h we have that²

$$Y_t | (X_t^{S^*} = x, H_t^* = h) \stackrel{d}{=} Y_s | (X_s^{S^*} = x, H_s^* = h). \quad (2.1)$$

Ideally, we would like to directly exploit this property for the inference of S^* . Given a candidate set $S \subseteq \{1, \dots, d\}$, we need to check if there exist H_1^*, \dots, H_n^* such that (2.1) holds true for $S^* = S$. Similarly to (1.3), the idea is then to output the intersection of all sets for which this is the case. Without further restrictions on the influence of the latent variables, however, the result will always be the empty set.

Proposition 1 (Necessity of constraining the influence of H^*)

Let $S \subseteq \{1, \dots, d\}$ be an arbitrary subset of the predictors X_t . Then there exists a sequence of variables H_1, \dots, H_n such that (2.1) is satisfied for $S^* = S$ and $(H_t^*)_{t \in \{1, \dots, n\}} = (H_t)_{t \in \{1, \dots, n\}}$.

The proof is immediate by choosing latent variables with non-overlapping support (e.g. such that for all t , $P(H_t = t) = 1$). Proposition 1 shows that without constraining the influence of H_t^* , (2.1) cannot be used to identify S^* . Identifiability improves, however, for univariate, discrete latent variables H_t^* with relatively few states, $H_t^* \in \{1, \dots, \ell\}$, $\ell \geq 2$. Equation (2.1) then translates into the following assumption on the observed conditional distributions $P_{Y_t | X_t^{S^*}}$: for all t, x it holds that

$$P_{Y_t | (X_t^{S^*} = x)} = \sum_{j=1}^{\ell} \lambda_{xt}^j P_x^j, \quad (2.2)$$

for some $\lambda_{xt}^1, \dots, \lambda_{xt}^\ell \in (0, 1)$ with $\sum_{j=1}^{\ell} \lambda_{xt}^j = 1$ and distributions P_x^1, \dots, P_x^ℓ that do not depend on t . This property follows directly from (2.1) by taking $\lambda_{xt}^j := P(H_t^* = j | X_t^{S^*} = x)$ and letting P_x^j denote the distribution of $Y_1 | (X_1^{S^*} = x, H_1^* = j)$. The conditional distributions of $Y_t | (X_t^{S^*} = x)$ are thus assumed to follow mixtures of ℓ distributions, each of which remains invariant across time. The mixing proportions λ_{xt} may vary over time. In the following subsection, we translate property (2.2) into the framework of mixtures of linear Gaussian regressions. The invariance assumption on P_x^1, \dots, P_x^ℓ then corresponds to time-homogeneity of the regression parameters of all mixture components.

2.2 Hidden invariance property

In this subsection, we formalize the dependence of Y_t on $(X_t^{S^*}, H_t^*)$ by a parametric function class. For now, we purposely refrain from modeling the dependence between observations of different time points, and come back to that topic in Section 3.1. The time index is therefore omitted in the following definition.

² In the remainder of this work, we implicitly assume that for every t , (Y_t, X_t, H_t) is absolutely continuous with respect to a product measure. This assumption ensures the existence of densities $f_t(y, x, h)$ for (Y_t, X_t, H_t) . The marginal density $f_t(x, h)$ can be chosen strictly positive on the support of (X_t, H_t) and thereby defines a set of conditional distributions $\{Y_t | (X_t = x, H_t = h)\}_{(x, h) \in \text{supp}((X_t, H_t))}$ via the conditional densities $f_t(y | x, h) = f_t(y, x, h) / f_t(x, h)$. Strictly speaking, we therefore assume that the conditional distributions can be chosen such that (2.1) is fulfilled for all $(x, h) \in \text{supp}((X_t^{S^*}, H_t^*)) \cap \text{supp}((X_s^{S^*}, H_s^*))$.

Definition 1 (Switching regression)

Let X be a p -dimensional random vector, $\ell \in \mathbb{N}$ and $\lambda \in (0, 1)^\ell$ with $\sum_{j=1}^{\ell} \lambda_j = 1$. Let furthermore Θ be a matrix of dimension $(p+2) \times \ell$ with columns $\Theta_{\cdot j} = (\mu_j, \beta_j, \sigma_j^2) \in \mathbb{R} \times \mathbb{R}^p \times \mathbb{R}_{>0}$, for $j \in \{1, \dots, \ell\}$. The joint distribution P of $(Y, X) \in \mathbb{R}^{(1+p)}$ is said to follow a switching regression of degree ℓ with parameters (Θ, λ) , if there exist $H \sim \text{Multinomial}(1, \lambda)$ and $\varepsilon_j \sim \mathcal{N}(0, \sigma_j^2)$, $j \in \{1, \dots, \ell\}$ with $(\varepsilon_1, \dots, \varepsilon_\ell) \perp\!\!\!\perp X$, such that

$$Y = \sum_{j=1}^{\ell} (\mu_j + X\beta_j + \varepsilon_j) \mathbb{1}_{\{H=j\}},$$

where $\mathbb{1}_{\{H=j\}}$ denotes the indicator function for the event $H = j$.

A few remarks are in place. First, we will as of now let $\ell \geq 2$ be fixed. The reader is encouraged to think of $\ell = 2$, which is also the case to be covered in most examples and experiments. Non-binary latent variables are then studied in Section 5.5. Second, it will be convenient to parametrize the matrix Θ by a map $\theta \mapsto \Theta(\theta)$, $\theta \in \mathcal{T}$, where \mathcal{T} is a subset of a Euclidean space. This allows for a joint treatment of different types of parameter constraints such as requiring all intercepts or all variances to be equal. We will use $\mathcal{SR}_\Theta(\theta, \lambda | X)$ (“Switching Regression”) to denote the distribution P over (Y, X) satisfying Definition 1 with parameters $(\Theta(\theta), \lambda)$, although we will often omit the implicit dependence on Θ and simply write $\mathcal{SR}(\theta, \lambda | X)$. For now, the reader may think of (Θ, \mathcal{T}) as the unconstrained parametrization, where $\mathcal{T} = (\mathbb{R} \times \mathbb{R}^p \times \mathbb{R}_{>0})^\ell$ and where Θ consists of the coordinate projections $\Theta_{ij}(\theta) = \theta_{(j-1)(p+2)+i}$. Finally, we will for the rest of this paper disregard the intercept terms μ_j as they can be added without loss of generality by adding a constant predictor to X .

The following definition and assumption translate (2.2) into the model class \mathcal{SR} .

Definition 2 (h -invariance)

A set $S \subseteq \{1, \dots, d\}$ is called h -invariant with respect to $(\mathbf{Y}, \mathbf{X}) = (Y_t, X_t)_{t \in \{1, \dots, n\}}$ if there exist θ and $\lambda_1, \dots, \lambda_n$ such that, for all t , $P_{(Y_t, X_t^S)} = \mathcal{SR}(\theta, \lambda_t | X_t^S)$.

Definition 2 describes an invariance in the regression parameters θ and makes no restriction on the mixing proportions. This allows the influence of the latent variable to change over time. From now on, we assume the existence of an h -invariant set S^* .

Assumption 1

There exists a set $S^* \subseteq \{1, \dots, d\}$ which is h -invariant with respect to (\mathbf{Y}, \mathbf{X}) .

This assumption is at the very core of the proposed methodology, with the unknown h -invariant set S^* as inferential target. In Section 2.3 we show that if the data $(\mathbf{Y}, \mathbf{X}, \mathbf{H})$ are generated by different interventions in a structural causal model, in which the variable $H_t^* \in \{1, \dots, \ell\}$ acts on Y_t , Assumption 1 is satisfied by the set $S^* = \text{PA}^0(Y_t)$ of observable parents of Y_t . Here, the interventions are allowed to act on the latent variables, and therefore indirectly on the target Y . For an illustration of the h -invariance property, see Figures 1 and 2.

2.3 Relation to causality

The principle described in Section 2.4 (similarly to the one in Section 1.3) is formulated without the notion of causality; we have assumed the existence of an h -invariant set (Assumption 1). The following proposition shows that if the data $(\mathbf{Y}, \mathbf{X}, \mathbf{H})$ do come from a structural causal model, the set S^* may be thought of as the set of observable parents of Y .

Proposition 2 (Causal interpretation of S^*)

Assume that for $t \in \{1, \dots, n\}$, the data $(Y_t, X_t, H_t^*) \in \mathbb{R}^{1+d} \times \{1, \dots, \ell\}$ are generated by (potentially

different) structural causal models. Let the structural assignment of Y be fixed across time, and for every $t \in \{1, \dots, n\}$ be given by

$$Y_t := f(X_t^{\text{PA}^0(Y)}, H_t^*, N_t^Y),$$

where $(N_t^Y)_{t \in \{1, \dots, n\}}$ are identically distributed noise variables. Here, $\text{PA}^0(Y)$ denotes the set of parents of Y_t among (X_t^1, \dots, X_t^d) . Assume that for all $t \in \{1, \dots, n\}$ it holds that

$$N_t^Y \perp\!\!\!\perp \{N_t^j \mid j \in \text{AN}^0(Y)\} \cup \{H_t^*\}, \quad (2.3)$$

where $\text{AN}^0(Y)$ is the set of ancestors of Y_t among (X_t^1, \dots, X_t^d) and N_t^j is the noise term in the structural assignment of X_t^j . Then, property (2.1) is satisfied for $S^* = \text{PA}^0(Y)$. If furthermore the assignment $f(\cdot, h, \cdot)$ is linear for all $h \in \{1, \dots, \ell\}$ and the noise variables N_t^Y are normally distributed, then, Assumption 1 is satisfied with $S^* = \text{PA}^0(Y)$. That is, the set of observable parents of Y_t is h -invariant with respect to $(\mathbf{Y}, \mathbf{X}) = (Y_t, X_t)_{t \in \{1, \dots, n\}}$.

Proof. By iteratively substituting structural assignments, we can for every $t \in \{1, \dots, n\}$ find a function g_t such that $(X_t^{\text{PA}^0(Y)}, H_t^*) \stackrel{d}{=} g_t(N_t^{\text{AN}^0(Y)}, H_t^*)$. By (2.3), it follows that for every t , $N_t^Y \perp\!\!\!\perp (X_t^{\text{PA}^0(Y)}, H_t^*)$. In particular, we have that for all t and for all x, h , the distribution of $Y_t \mid (X_t^{\text{PA}^0(Y)} = x, H_t^* = h) \stackrel{d}{=} f(x, h, N_t^Y)$ does not depend on t , which shows that $S^* = \text{PA}^0(Y)$ satisfies (2.1). By writing $Y_t = \sum_{h=1}^{\ell} f(X_t^{\text{PA}^0(Y)}, h, N_t^Y) \mathbb{1}_{\{H_t^*=h\}}$ and using the linearity of the functions $f(\cdot, h, \cdot)$, it follows that $S^* = \text{PA}^0(Y)$ is h -invariant with respect to (\mathbf{Y}, \mathbf{X}) . \square

From a causal perspective, Proposition 2 informs us about the behavior of $P_{Y_t \mid (X_t^{S^*}=x)}$ under interventions in the data generating process. The set $S^* = \text{PA}^0(Y)$ will be h -invariant under any type of intervention that (i) does not occur directly on the target variable (except through the latent variable H^*), and (ii) preserves the independence statement (2.3). The following example demonstrates the h -invariance property for an SCM in which the structural assignments of some of the variables change between every time point.

Example 2

Consider an SCM over variables (Y, X^1, X^2, X^3, H^*) with the causal graph illustrated in Figure 1. The node E denotes the “environment variable” and the outgoing edges from E to X^1 , X^2 and H^* indicate that the structural assignments of these variables change throughout time. Assume that the structural assignment of Y is fixed across time, and for every $t \in \{1, \dots, n\}$ given by

$$Y_t := (1 + X_t^2 + 0.5N_t) \mathbb{1}_{\{H_t^*=1\}} + (1 + 2X_t^2 + 0.7N_t) \mathbb{1}_{\{H_t^*=2\}},$$

with $H_t^* \in \{1, 2\}$ and $N_t \sim \mathcal{N}(0, 1)$. Assume furthermore that, for every t , $N_t^Y \perp\!\!\!\perp (X_t^1, H_t^*)$. Then, by Proposition 2, the set $S^* = \{2\}$ of observable parents of Y is h -invariant with respect to (\mathbf{Y}, \mathbf{X}) , see Figure 1.

2.4 Inference of the h -invariant set

In general, Definition 2 might not define a unique set of predictors. In analogy to classical invariant causal prediction, we therefore propose to output the intersection of all h -invariant sets. We define

$$H_{0,S} \text{ true} \Leftrightarrow S \text{ is } h\text{-invariant with respect to } (\mathbf{Y}, \mathbf{X}), \quad (2.4)$$

and

$$\tilde{S} := \bigcap_{S: H_{0,S} \text{ true}} S, \quad (2.5)$$

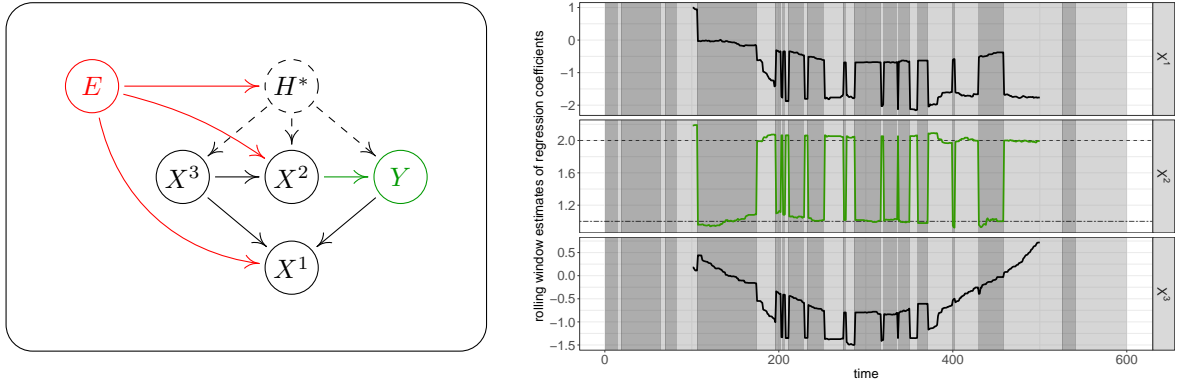


FIGURE 1. An illustration of the h -invariance property. The causal graph for the SCM in Example 2 (left) and rolling window estimates of regression coefficients in the linear regressions of Y on X^1 , X^2 and X^3 , respectively (right). Within both regimes $H_t^* = 1$ and $H_t^* = 2$ (corresponding to different background colors in the plot), the regression coefficient for X^2 (green) is time-homogeneous, and the set $S^* = \{2\}$ is therefore h -invariant with respect to (\mathbf{Y}, \mathbf{X}) . Due to heterogeneity in the data (“the variable E acts on X^1 , X^2 and H^* ”), neither of the sets $\{1\}$ or $\{3\}$ satisfy h -invariance. In practice, we test for h -invariance using environments rather than rolling windows, see Section 2.5.

where S runs over subsets $S \subseteq \{1, \dots, d\}$. In (2.5), we define the intersection over an empty index set as the empty set. In practice, we are given a sample from (\mathbf{Y}, \mathbf{X}) , and our goal is to estimate \tilde{S} . Given a family of tests $(\varphi_S)_{S \subseteq \{1, \dots, d\}}$ of the hypotheses $(H_{0,S})_{S \subseteq \{1, \dots, d\}}$, we therefore define an empirical version of (2.5) by

$$\hat{S} := \bigcap_{S: \varphi_S \text{ accepts } H_{0,S}} S. \quad (2.6)$$

This estimator enjoys the following important coverage property.

Proposition 3 (Coverage Property)

Under Assumption 1 and given a family of tests $(\varphi_S)_{S \subseteq \{1, \dots, d\}}$ of $(H_{0,S})_{S \subseteq \{1, \dots, d\}}$ that are all valid at level α , we have that $\mathbb{P}(\hat{S} \subseteq S^) \geq 1 - \alpha$. In words, the (setwise) false discovery rate of (2.6) is controlled at level α .*

The set S^* in Proposition 3 may not be uniquely determined by the h -invariance property. But since our output is the *intersection* (2.6) of all h -invariant sets, this ambiguity does no harm — the coverage guarantee for the inclusion $\hat{S} \subseteq S^*$ will be valid for *any* choice of h -invariant set S^* . The proof of Proposition 3 is analogous to the one of Peters et al. [2016, Theorem 1]; the statement is an immediate consequence of the assumption that φ_{S^*} achieves correct level α . The key challenge is the construction of the tests $(\varphi_S)_{S \subseteq \{1, \dots, d\}}$, which we will discuss in Section 2.5.

2.5 Tests for the equality of switching-regression models

We will now focus on the construction of tests for the hypotheses $H_{0,S}$ that are needed to compute the empirical estimator (2.6). Let $S \subseteq \{1, \dots, d\}$ be fixed for the rest of this section. We will make use of the notation \mathbf{X}^S to denote the columns of \mathbf{X} with index in S and $\mathbf{Y}_e = (Y_t)_{t \in e}$ and $\mathbf{X}_e^S = (X_t^S)_{t \in e}$ for the restrictions of \mathbf{Y} and \mathbf{X}^S to environment $e \in \mathcal{E}$. For notational convenience, we rewrite $H_{0,S}(\mathcal{E}) := H_{0,S}$ as follows.

$$H_{0,S}(\mathcal{E}) : \begin{cases} \text{There exist } \lambda_1, \dots, \lambda_n \text{ and } (\theta_e)_{e \in \mathcal{E}}, \text{ such that, for all } e \in \mathcal{E}, \\ P_{(Y_t, X_t^S)} = \mathcal{SR}(\theta_e, \lambda_t | X_t^S) \text{ if } t \in e, \text{ and for all } e, f \in \mathcal{E}, \theta_e = \theta_f. \end{cases}$$

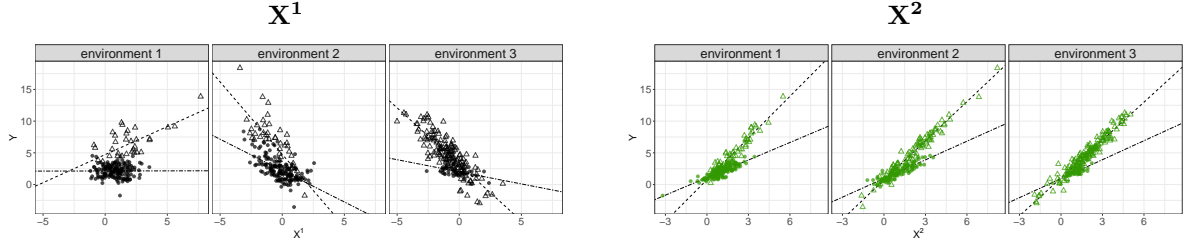


FIGURE 2. Testing procedure for $H_{0,S}$, here illustrated for the sets $\{1\}$ (black; not h -invariant) and $\{2\}$ (green; h -invariant) using the same data that generated Figure 1. First, we split data up into several environments, here $e_1 = \{1, \dots, 200\}$, $e_2 = \{201, \dots, 400\}$ and $e_3 = \{401, \dots, 600\}$. Then, we fit an \mathcal{SR} model to each data set $(\mathbf{Y}_e, \mathbf{X}_e^S)$, $e \in \mathcal{E}$, separately, and evaluate whether the set of mixture components is the same for all environments. For illustration purposes, we indicate model fits by dashed lines, and classify points to the most likely hidden state (\bullet : $h_t^* = 1$, \triangle : $h_t^* = 2$). (This explicit classification of points is not part of the proposed testing procedure.)

Intuitively, a test $\varphi_S = \varphi_S(\mathcal{E})$ of $H_{0,S}(\mathcal{E})$ should reject whenever the parameters θ_e and θ_f differ between at least two environments $e, f \in \mathcal{E}$. This motivates a two-step procedure:

- (i) For every $e \in \mathcal{E}$, fit an \mathcal{SR} model to $(\mathbf{Y}_e, \mathbf{X}_e^S)$ to obtain an estimate $\hat{\theta}_e$ with confidence intervals, see Section 3.
- (ii) Based on (i), test if $\theta_e = \theta_f$ for all $e, f \in \mathcal{E}$, see Section 2.6.

For (i), we use maximum likelihood estimation and construct individual confidence regions for the estimated parameters $\hat{\theta}_e$ using the asymptotic normality of the MLE. For (ii), we evaluate the joint overlap of these confidence regions. Any other test for the equality of \mathcal{SR} models can be used here, but to the best of our knowledge, we propose the first of such tests. Figure 2 illustrates step (i) for the two candidate sets $\{1\}$ and $\{2\}$. Here, we would expect a test to reject the former set, while accepting the truly h -invariant set $S^* = \{2\}$. A generic approach for comparing ordinary linear regression models across different environments can be based on exact resampling of the residuals [e.g. Pfister et al., 2018]. This procedure, however, is not applicable to mixture models: after fitting the mixture model, the states H_t are unobserved, and thus, there are multiple definitions of the residual $r_t^j = Y_t - X_t^S \hat{\beta}_j$, $j \in \{1, \dots, \ell\}$.

2.6 Intersecting confidence regions

Assume $H_{0,S}(\mathcal{E})$ is true and let θ_0 be the true vector of regression parameters (that is the same for all environments). If for $e \in \mathcal{E}$, $C_e^\alpha = C_e^\alpha(\mathbf{Y}_e, \mathbf{X}_e^S)$ are valid $(1 - \alpha)$ -confidence regions for $\theta_e = \theta_0$, we can obtain a p -value for $H_{0,S}(\mathcal{E})$ by considering their joint overlap. More formally, we construct the test statistic $T_S : \mathbb{R}^{n \times (1+|S|)} \rightarrow [0, 1]$ by

$$T_S(\mathbf{Y}, \mathbf{X}^S) := \max \left\{ \alpha \in [0, 1] : \bigcap_{e \in \mathcal{E}} C_e^{\alpha/|\mathcal{E}|}(\mathbf{Y}_e, \mathbf{X}_e^S) \neq \emptyset \right\}, \quad (2.7)$$

and define a test φ_S^α by $\varphi_S^\alpha = 1 : \Leftrightarrow T_S < \alpha$. Due to the Bonferroni correction of the confidence regions, such a test will be conservative. It is the construction of these confidence regions that requires some work.

3 Inference in switching-regression models

In this section, we discuss maximum likelihood estimation and the construction of confidence regions for the parameters in \mathcal{SR} models. In Sections 3.1–3.2 we present two different models for time dependencies

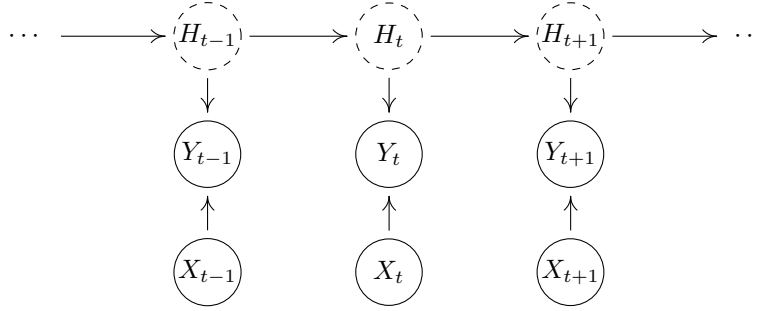


FIGURE 3. A hidden Markov model for (\mathbf{Y}, \mathbf{X}) . All observations (across different $t \in \{1, \dots, m\}$) are conditionally independent given \mathbf{H} , and (Y_t, X_t) only depends on \mathbf{H} through the present state H_t . Moreover, the variables in \mathbf{H} resemble a first order Markov chain, that is, $(H_1, \dots, H_{t-1}) \perp\!\!\!\perp H_{t+1} \mid H_t$ for all $t \in \{2, \dots, m-1\}$.

in the data, and introduce the likelihood function for \mathcal{SR} models. In Section 3.3 we discuss two different approaches for likelihood optimization, in Section 3.4–3.5 we construct confidence regions based on the maximum likelihood estimator and in Section 3.6 we show that these confidence regions attain the correct asymptotic coverage. As a corollary, we obtain that the test defined in (2.7) satisfies asymptotic type I error control.

Let $S \subseteq \{1, \dots, d\}$ and consider a fixed environment e , say $e = \{1, \dots, m\}$. Throughout this section, we will omit all indications of S and e and simply write $(Y_t, X_t) \in \mathbb{R}^{1+p}$ for (Y_t, X_t^S) and (\mathbf{Y}, \mathbf{X}) for $(\mathbf{Y}_e, \mathbf{X}_e^S)$.

3.1 Time dependence and time independence

Assume that there exist parameters θ and $\lambda_1, \dots, \lambda_m$ such that, for all $t \in \{1, \dots, m\}$, $(Y_t, X_t) \sim \mathcal{SR}(\theta, \lambda_t \mid X_t)$. Let $\mathbf{H} = (H_t)_{t \in \{1, \dots, m\}} \in \{1, \dots, \ell\}^m$ be such that for every $t \in \{1, \dots, m\}$, the distributional statement in Definition 1 holds for (Y_t, X_t, H_t) . We will now consider two different models for the dependence between observations of different time points:

- Independent observations (“IID”): All observations (Y_t, X_t, H_t) across different time points $t = 1, \dots, m$ are jointly independent and the marginal distribution of \mathbf{H} is time-homogeneous. Furthermore, for every $t \in \{1, \dots, n\}$, the variables X_t and H_t are independent.
- A hidden Markov model (“HMM”): The dependence in the data is governed by a first order Markovian dependence structure on the latent variables \mathbf{H} as described in Figure 3. The Markov chain \mathbf{H} is initiated in its stationary distribution. Furthermore, for every $t \in \{1, \dots, n\}$, the variables X_t and H_t are independent.

For $i, j \in \{1, \dots, \ell\}$, let $\Gamma_{ij} = P(H_t = j \mid H_{t-1} = i)$ denote the transition probabilities of \mathbf{H} . By considering different parametrizations $\gamma \mapsto \mathbf{\Gamma}(\gamma)$, $\gamma \in \mathcal{G}$, where \mathcal{G} is a subset of a Euclidean space, we can encompass both of the above models simultaneously. The model IID then simply corresponds to a map $\mathbf{\Gamma}$ satisfying that, for every $\gamma \in \mathcal{G}$, $\mathbf{\Gamma}(\gamma)$ has constant columns. For concrete parametrizations of the models IID and HMM, see Appendix B.

3.1.1 Notation

The characteristics of the model for the joint distribution of (\mathbf{Y}, \mathbf{X}) are determined by the parametrizations (Θ, \mathcal{T}) and $(\mathbf{\Gamma}, \mathcal{G})$ of the regression matrix Θ and the transition matrix $\mathbf{\Gamma}$, respectively. For every $\gamma \in \mathcal{G}$, let $\lambda(\gamma) = \lambda(\mathbf{\Gamma}(\gamma)) \in \mathbb{R}^{1 \times \ell}$ be the stationary distribution of $\mathbf{\Gamma}(\gamma)$. The stationary distribution $\lambda(\gamma)$ exists (and is unique) if the matrix $\mathbf{\Gamma}(\gamma)$ is irreducible and aperiodic [e.g. Ching and Ng, 2006,

Propositions 1.31–1.33]. In the remainder of this work, we therefore require the image $\mathbf{\Gamma}(\mathcal{G})$ to be a subset of the space of irreducible and aperiodic matrices of dimension $\ell \times \ell$. We will use $\mathcal{SR}_{(\Theta, \Gamma)}(\theta, \gamma | \mathbf{X})$ to denote the joint distribution P over (\mathbf{Y}, \mathbf{X}) with marginals $(Y_t, X_t) \sim \mathcal{SR}_{\Theta}(\theta, \lambda(\gamma) | X_t)$ and a dependence structure given by $\mathbf{\Gamma}(\gamma)$. Unless explicit parametrizations are referred to, we will usually omit the dependence on Θ and $\mathbf{\Gamma}$ and simply write $\mathcal{SR}(\theta, \gamma | \mathbf{X})$. For every $j \in \{1, \dots, \ell\}$, we use $\beta_j(\cdot)$ and $\sigma_j^2(\cdot)$ to denote the parametrizations of the j th regression coefficient and the j th error variance, respectively, as induced by (Θ, \mathcal{T}) . Finally, ϕ will denote the combined parameter vector (θ, γ) with corresponding parameter space $\mathcal{P} := \mathcal{T} \times \mathcal{G}$.

3.2 Likelihood

Consider a fixed pair of parametrizations (Θ, \mathcal{T}) and $(\mathbf{\Gamma}, \mathcal{G})$. For $(\theta, \gamma) \in \mathcal{T} \times \mathcal{G}$, the joint density of $(\mathbf{Y}, \mathbf{X}, \mathbf{H})$ induced by the distribution $\mathcal{SR}(\theta, \gamma | \mathbf{X})$ is given by

$$p_{(\Theta, \mathbf{\Gamma})}(\mathbf{y}, \mathbf{x}, \mathbf{h} | \theta, \gamma) = p(\mathbf{x}) \lambda(\gamma)_{h_1} \prod_{s=2}^m \mathbf{\Gamma}_{h_{s-1} h_s}(\gamma) \prod_{t=1}^m \mathcal{N}(y_t | x_t \beta_{h_t}(\theta), \sigma_{h_t}^2(\theta)),$$

where $p(\mathbf{x})$ is the (unspecified) density of \mathbf{X} , and where, for $j \in \{1, \dots, \ell\}$, $\mathcal{N}(y_t | x_t \beta_j, \sigma_j^2)$ is short hand notation for the density of a $\mathcal{N}(x_t \beta_j, \sigma_j^2)$ distribution evaluated at y_t . Given a sample (\mathbf{y}, \mathbf{x}) from (\mathbf{Y}, \mathbf{X}) , the loglikelihood function for the model $\{\mathcal{SR}(\theta, \gamma | \mathbf{X}) : (\theta, \gamma) \in \mathcal{T} \times \mathcal{G}\}$ is then given by

$$\ell_{(\Theta, \mathbf{\Gamma})}(\mathbf{y}, \mathbf{x} | \theta, \gamma) = \log \sum_{h_1} \cdots \sum_{h_m} p_{(\Theta, \mathbf{\Gamma})}(\mathbf{y}, \mathbf{x}, \mathbf{h} | \theta, \gamma), \quad (\theta, \gamma) \in \mathcal{T} \times \mathcal{G}. \quad (3.1)$$

It is well known that, in general, the loglikelihood function (3.1) is non-concave and may have several local maxima. For unconstrained parametrizations (Θ, \mathcal{T}) and $(\mathbf{\Gamma}, \mathcal{G})$, it is even unbounded. To see this, one may, for example, choose $(\theta, \gamma) \in \mathcal{T} \times \mathcal{G}$ such that all entries of $\mathbf{\Gamma}(\gamma)$ are strictly positive and such that $x_{t_0} \beta_1(\theta) = y_{t_0}$ for a single fixed t_0 . By letting $\sigma_1^2(\theta)$ go to zero while keeping all other regression parameters fixed, $p_{(\Theta, \mathbf{\Gamma})}(\mathbf{y}, \mathbf{x}, \mathbf{h} | \theta, \gamma) \rightarrow \infty$ for all \mathbf{h} . In the next section, we provide sufficient conditions on (Θ, \mathcal{T}) and $(\mathbf{\Gamma}, \mathcal{G})$ for the existence of the maximum likelihood estimator and present two algorithms for likelihood optimization.

3.3 Likelihood optimization

We consider two kinds of parameter constraints: (i) a lower bound on all error variances, and (ii) equality of all error variances. These constraints can be implemented using the concrete parametrizations $(\Theta^c, \mathcal{T}^c)$ and $(\Theta^=, \mathcal{T}^=)$ given in Appendix B. In the following theorem, we show that either of these parametrizations ensures the existence of the maximum likelihood estimator.

Theorem 1 (Existence of the maximum likelihood estimator)

Let (\mathbf{y}, \mathbf{x}) be a sample of $(\mathbf{Y}, \mathbf{X}) = (Y_t, X_t)_{t \in \{1, \dots, n\}}$ and assume that the set $\{(y_t, x_t) | t \in \{1, \dots, n\}\}$ is not contained in a union of ℓ hyperplanes of dimension p . Let \mathcal{G} be a compact subset of a Euclidean space and let $\mathbf{\Gamma} : \mathcal{G} \rightarrow [0, 1]^{\ell \times \ell}$ be a continuous parametrization of the transition matrix $\mathbf{\Gamma}$. Then, with (Θ, \mathcal{T}) being either of the parametrizations $(\Theta^c, \mathcal{T}^c)$ or $(\Theta^=, \mathcal{T}^=)$ (see Appendix B), the likelihood function $\ell_{(\Theta, \mathbf{\Gamma})}$ attains its supremum on $\mathcal{T} \times \mathcal{G}$.

Proof. See Appendix A. □

The assumption involving hyperplanes excludes the possibility of a perfect fit. The conditions on $(\mathbf{\Gamma}, \mathcal{G})$ ensure that the space of possible transition matrices is a compact set. The continuity of all parametrizations together with the parameter constraints inherent in $(\Theta^c, \mathcal{T}^c)$ and $(\Theta^=, \mathcal{T}^=)$ make for a continuous and bounded likelihood function.

We use two different methods for likelihood optimization.

3.3.1 Method I (“EM”): The EM-algorithm

Given starting values $\phi^{(0)} \in \mathcal{P}$, the EM-algorithm operates by alternating between the following two steps until a convergence criterion is met. (1) The E-step: Compute the posterior distribution $P_{(\mathbf{y}, \mathbf{x})}^{(t)}$ of $\mathbf{H} \mid (\mathbf{Y} = \mathbf{y}, \mathbf{X} = \mathbf{x}, \phi^{(t)})$ given the current parameters $\phi^{(t)}$. (2) The M-step: Maximize the expected complete data loglikelihood

$$Q(\phi \mid \phi^{(t)}) := \mathbb{E}_{P_{(\mathbf{y}, \mathbf{x})}^{(t)}} [\ell_{\text{complete}}(\mathbf{y}, \mathbf{x}, \mathbf{H} \mid \phi)] \quad (3.2)$$

to obtain updates $\phi^{(t+1)} \in \arg \max_{\phi \in \mathcal{P}} Q(\phi \mid \phi^{(t)})$. Here, ℓ_{complete} is the loglikelihood function of the complete data $(\mathbf{y}, \mathbf{x}, \mathbf{h})$. The explicit form of $P_{(\mathbf{y}, \mathbf{x})}^{(t)}$ and Q depends on the choice of model. In model IID, $P_{(\mathbf{y}, \mathbf{x})}^{(t)}$ is a product distribution which can be computed by simple applications of Bayes’ theorem. In model HMM, the posterior distribution is obtained by the forward-backward algorithm. In both cases, (3.2) can be maximized analytically [e.g., Bishop, 2006, Chapter 9 and Chapter 13]. In our R package, this method is only implemented for model IID and makes use of the package `mixreg`.

3.3.2 Method II (“NLM”): Non-linear maximization

Alternatively, one can maximize the loglikelihood function (3.1) numerically. We here use the R optimizer `nlm3`, which is a non-linear maximizer based on a Newton-type optimization routine, see Schnabel et al. [1985] for more details.

3.4 Fisher confidence regions

Using the asymptotic normality of maximum likelihood estimators, we can now construct (approximate) confidence regions for θ . Let therefore $\hat{\phi} = (\hat{\theta}, \hat{\gamma})$ be a global maximizer of the likelihood function and let $\mathcal{J}(\hat{\phi})$ be the observed Fisher information [e.g. Lehmann and Casella, 2006, Chapter 2] at $\hat{\phi}$. An estimate of $\mathcal{J}(\hat{\phi})$ is directly output by the procedure `nlm`. In case of the EM-algorithm, $\mathcal{J}(\hat{\phi})$ can be computed analytically from the derivatives of (3.2), see Oakes [1999]. For $\alpha \in (0, 1)$, we define the region

$$C^\alpha(\hat{\theta}) := \left\{ \hat{\theta} + \mathcal{J}^{-1/2}(\hat{\theta})v : \|v\|_2^2 \leq q_{\chi^2(\dim(\theta))}(\alpha) \right\}, \quad (3.3)$$

where $\dim(\theta)$ is the length of the parameter vector θ , $q_{\chi^2(f)}(\alpha)$ is the α -quantile of a $\chi^2(f)$ -distribution and $\mathcal{J}^{-1/2}(\hat{\theta})$ is the submatrix of $\mathcal{J}(\hat{\phi})^{-1/2}$ corresponding to $\hat{\theta}$. For these confidence regions to achieve the correct asymptotic coverage, we need to adjust for the label switching problem described in the following subsection.

3.5 Label permutations

Permuting the labels of the regression matrix Θ and transition matrix Γ leaves the induced mixture distribution unchanged. In general, the model $\{\mathcal{SR}(\phi \mid \mathbf{X}) : \phi \in \mathcal{P}\}$ is therefore not identifiable. Let Π denote the set of all permutations of elements in $\{1, \dots, \ell\}$. For every permutation $\pi \in \Pi$ with associated permutation matrix M_π , define the induced mappings $\pi_{\mathcal{T}} := \Theta^{-1} \circ (\Theta \mapsto \Theta M_\pi^T) \circ \Theta$, $\pi_{\mathcal{G}} := \Gamma^{-1} \circ (\Gamma \mapsto M_\pi \Gamma M_\pi^T) \circ \Gamma$ and $\pi_{\mathcal{P}} := (\pi_{\mathcal{T}}, \pi_{\mathcal{G}})$ on \mathcal{T} , \mathcal{G} and \mathcal{P} , respectively. Then, for every $\phi \in \mathcal{P}$ and every $\pi \in \Pi$, the distributions $\mathcal{SR}(\phi \mid \mathbf{X})$ and $\mathcal{SR}(\pi_{\mathcal{P}}(\phi) \mid \mathbf{X})$ coincide. In particular, every global maximum $\hat{\phi}$ of the loglikelihood function (3.1) is accompanied by $\ell! - 1$ additional maxima $\{\pi_{\mathcal{P}}(\hat{\phi})\}$ with the same score. To overcome this ambiguity, we introduce the permutation-adjusted confidence regions

$$C_{\text{adjusted}}^\alpha(\hat{\theta}) := \bigcup_{\pi \in \Pi} C^\alpha(\pi_{\mathcal{T}}(\hat{\theta})). \quad (3.4)$$

³We are grateful to Roland Langrock who provided part of the code.

In the following section, we make precise under which conditions these confidence regions achieve the correct asymptotic coverage.

3.6 Asymptotic coverage of adjusted confidence regions

Assume that the distribution of X_t is stationary across $e = \{1, \dots, m\}$ and has a density f with respect to the Lebesgue measure on \mathbb{R}^p . Consider a fixed pair (Θ, \mathcal{T}) and (Γ, \mathcal{G}) of parametrizations. Let $\phi^0 = (\theta^0, \gamma^0) \in \mathcal{P} := \mathcal{T} \times \mathcal{G}$ be the true parameters and let $\Theta^0 = \Theta(\theta^0)$ and $\Gamma^0 = \Gamma(\gamma^0)$ be the associated regression matrix and transition matrix, respectively.

Suppose now that the data within environment e accumulates. For every $m \in \mathbb{N}$, write $(\mathbf{Y}_m, \mathbf{X}_m) = (Y_t, X_t)_{t \in \{1, \dots, m\}}$, let $\mathbb{P}_0^m := \mathcal{SR}(\theta^0, \gamma^0 | \mathbf{X}_m)$ and use $\mathbb{P}_0 := \lim_{m \rightarrow \infty} \mathbb{P}_0^m$ to denote the limiting distribution of \mathbb{P}_0^m . Similarly, \mathbb{E}_0 denotes the expectation with respect to \mathbb{P}_0 . We require the following assumptions.

- (A1) The maximum likelihood estimator exists.
- (A2) The true parameter ϕ^0 is contained in the interior of \mathcal{P} .
- (A3) The transition matrix Γ^0 is irreducible and aperiodic [e.g. Ching and Ng, 2006, Section 1].
- (A4) For every $i \in \{1, \dots, p+1\}$ and $j, k \in \{1, \dots, \ell\}$, the maps $\theta \mapsto \Theta_{ij}(\theta)$ and $\gamma \mapsto \Gamma_{jk}(\gamma)$ have two continuous derivatives.
- (A5) For every $m \in \mathbb{N}$, assume that the joint distribution of $(\mathbf{Y}_m, \mathbf{X}_m)$ has a density with respect to the Lebesgue measure that we denote by f_m . Then, the Fisher information matrix \mathcal{I}_0 defined as

$$\mathcal{I}_0 := \mathbb{E}_0[\eta\eta^T], \quad \text{where} \quad \eta = \lim_{m \rightarrow \infty} \frac{\partial}{\partial \phi} f_m(Y_m, X_m | \mathbf{Y}_{m-1}, \mathbf{X}_{m-1}, \phi) \Big|_{\phi=\phi^0},$$

is positive definite.

- (A6) All coordinates of X_1 have finite fourth moment.
- (A7) $\mathbb{E}[|\log f(X_1)|] < \infty$.

Assumptions (A1) and (A4) are satisfied for the explicit parametrizations of the models IID and HMM given in Appendix B, see Theorem 1. The irreducibility of Γ^0 assumed in (A3) guarantees all latent states to be visited infinitely often, such that information on all parameters keeps accumulating. Assumption (A5) is needed to ensure that, in the limit, the loglikelihood function has, on average, negative curvature and hence a local maximum at ϕ^0 . Finally, (A6) and (A7) are mild regularity conditions on the (otherwise unspecified) distribution of X_t .

Essentially, the asymptotic validity of the adjusted confidence regions (3.4) rests on two results: (1) consistency of the MLE and (2) asymptotic normality of the MLE. For every $\phi \in \mathcal{P}$, let $[\phi] := \{\pi_{\mathcal{P}}(\phi) : \pi \in \Pi\} \subseteq \mathcal{P}$ denote the equivalence class of ϕ , i.e., the set of parameters in \mathcal{P} that are equal to ϕ up to a permutation $\pi_{\mathcal{P}}$ as defined in Section 3.5. Consistency in the quotient topology (“ $[\hat{\phi}_m] \rightarrow [\phi^0]$ ”) then simply means that any open subset of \mathcal{P} that contains the equivalence class of ϕ^0 , must, for large enough m , also contain the equivalence class $[\hat{\phi}_m]$. With this notation, we can now state an asymptotic coverage result for confidence regions (3.4). The main work is contained in Theorems 2 and 3. The proofs can be found in Appendix A. They make use of results given by Leroux [1992] and Bickel et al. [1998], which discuss consistency and asymptotic normality, respectively, of the MLE in hidden Markov models with finite state space.

Theorem 2 (Consistency of the MLE)

Assume that (A1), (A3), (A4) and (A7) hold true. Then, \mathbb{P}_0 -almost surely, $[\hat{\phi}_m] \rightarrow [\phi^0]$ as $m \rightarrow \infty$.

Theorem 2 says that $(\hat{\phi}_m)_{m \in \mathbb{N}}$ alternates between one or more subsequences, each of which is convergent to a permutation of ϕ^0 . The following theorem proves a central limit theorem for these subsequences.

Theorem 3 (Asymptotic normality of the MLE)

Assume that the maximum likelihood estimator is consistent. Then, under (A1)–(A6), it holds that $\mathcal{J}(\hat{\phi}_m)^{1/2}(\hat{\phi}_m - \phi^0) \xrightarrow{d} \mathcal{N}(0, I)$ under \mathbb{P}_0 .

Together, Theorems 2 and 3 imply the following asymptotic coverage guarantee.

Corollary 1 (Asymptotic coverage of adjusted confidence regions)

Under Assumptions (A1)–(A7), the adjusted confidence regions (3.4) achieve the correct asymptotic coverage. That is, for any $\alpha \in (0, 1)$,

$$\liminf_{m \rightarrow \infty} \mathbb{P}_0^m(\theta^0 \in C_{\text{adjusted}}^\alpha(\hat{\theta}_m)) \geq 1 - \alpha. \quad (3.5)$$

Proof. Assume that (A1)–(A7) hold true. By Theorem 2, we can decompose $(\hat{\phi}_m)_{m \in \mathbb{N}} = ((\hat{\theta}_m, \hat{\gamma}_m))_{m \in \mathbb{N}}$ into one or more subsequences, each of which is convergent to a permutation of ϕ^0 . We can therefore find a sequence $(\pi_{\mathcal{P}}^m)_{m \in \mathbb{N}} = ((\pi_{\mathcal{T}}^m, \pi_{\mathcal{G}}^m))_{m \in \mathbb{N}}$ of permutations on \mathcal{P} , such that, \mathbb{P}_0 -almost surely, the sequence of maximum likelihood estimators $(\pi_{\mathcal{P}}^m(\hat{\phi}_m))_{m \in \mathbb{N}}$ converges to ϕ^0 as $m \rightarrow \infty$. For $\alpha \in (0, 1)$ and for every $m \in \mathbb{N}$, we then have

$$\mathbb{P}_0^m(\theta^0 \in C_{\text{adjusted}}^\alpha(\hat{\theta}_m)) \geq \mathbb{P}_0^m(\theta^0 \in C^\alpha(\pi_{\mathcal{T}}^m(\hat{\theta}_m))) = \mathbb{P}_0^m(\phi^0 \in C^\alpha(\pi_{\mathcal{T}}^m(\hat{\theta}_m)) \times \mathcal{G}).$$

By Theorem 3, the right hand side converges to $1 - \alpha$ as $m \rightarrow \infty$. \square

As another corollary, the asymptotic type I error control of the tests defined by (2.7) follows by applying Corollary 1 to each environment separately.

4 ICPH: algorithm and false discovery control

We can now summarize the above sections into our overall method. In Section 4.1 we provide a pseudo code for this procedure, and Section 4.2 presents our main theoretical result — an asymptotic version of Proposition 3, which states that our procedure is consistent.

4.1 Algorithm

Given data (\mathbf{Y}, \mathbf{X}) and a collection of environments \mathcal{E} , we run through all $S \subseteq \{1, \dots, d\}$, test the hypothesis $H_{0,S}$ with the test defined by (2.7) using the adjusted confidence regions (3.4), and output the intersection of all accepted sets. Below, this procedure is formalized in a pseudo code.

Algorithm 1: ICPH: (“Invariant Causal Prediction in the presence of Hidden variables”)

- 1 **Input:** response $\mathbf{Y} \in \mathbb{R}^n$, covariates $\mathbf{X} \in \mathbb{R}^{n \times d}$, environment indicator $\mathbf{E} \in \{1, \dots, |\mathcal{E}|\}^n$ (i.e., $\mathbf{E}_t = k \Leftrightarrow t \in e_k$);
 - 2 **Options:** `model` $\in \{\text{“IID”}, \text{“HMM”}\}$, `method` $\in \{\text{“EM”}, \text{“NLM”}\}$,
`variance.constraint` $\in \{\text{“lower bound”}, \text{“equality”}\}$, `number.of.states` $\in \mathbb{N}_{\geq 2}$,
`intercept` $\in \{\text{TRUE}, \text{FALSE}\}$, `test.parameters` $\subseteq \{\text{“intercept”}, \text{“beta”}, \text{“sigma”}\}$,
`alpha` $\in (0, 1)$;
 - 3 **for** $S \subseteq \{1, \dots, d\}$ **do**
 - 4 **for** $e \in \mathcal{E}$ **do**
 - 5 Fit an \mathcal{SR} model to $(\mathbf{Y}_e, \mathbf{X}_e^S)$, see Section 3.2–3.3;
 - 6 Construct the permutation-adjusted confidence region (3.4);
 - 7 **end**
 - 8 Compute a p -value p_S for $H_{0,S}$ using the test defined by (2.7);
 - 9 **end**
 - 10 **Output:** the empirical estimator $\hat{S} = \bigcap_{S: p_S > \alpha} S$;
-

Most of the options in Algorithm 1 are self-explanatory. The option `test.parameters` allows the user to specify the “degree of h -invariance” that is required of the sets $S \subseteq \{1, \dots, d\}$. If, for example, `test.parameters = {"beta", "sigma"}`, a set S will be regarded h -invariant if the mixture components of $P_{Y_t|X_t^S}$ are “invariant in β and σ^2 ”, i.e., time-homogeneous up to changes in the intercept between different environments. Code is available online (see Section 1.4).

4.2 Asymptotic false discovery control of ICPH

The cornerstone for the false discovery control of ICPH is given in Corollary 1. It proves that if Assumptions (A1)–(A7) are satisfied for the true set S^* , then the test φ_{S^*} achieves the correct asymptotic level, which in turn guarantees an asymptotic version of Proposition 3. We will now summarize this line of reasoning into our main theoretical result.

Assume that we are given data from a triangular array $((\mathbf{Y}_n, \mathbf{X}_n))_{n \in \mathbb{N}} = ((Y_{n,t}, X_{n,t})_{t \in \{1, \dots, n\}})_{n \in \mathbb{N}}$, where, for every n , $(\mathbf{Y}_n, \mathbf{X}_n) \in \mathbb{R}^{n \times (1+d)}$. Consider a fixed number of K environments and let $(\mathcal{E}_n)_{n \in \mathbb{N}}$ be a sequence of collections $\mathcal{E}_n = \{e_{n,1}, \dots, e_{n,K}\} \subseteq \mathcal{P}(\{1, \dots, n\})$, such that, for all n , $e_{n,1}, \dots, e_{n,K}$ are disjoint with $\cup_k e_{n,k} = \{1, \dots, n\}$ and such that, for all k , $|e_{n,k}| \rightarrow \infty$ as $n \rightarrow \infty$. For all n and k , write $(\mathbf{Y}_{n,k}, \mathbf{X}_{n,k}) = (Y_t, X_t)_{t \in e_{n,k}}$. Consider a transition parametrization (Γ, \mathcal{G}) and a family of regression parametrizations $\{(\Theta^S, \mathcal{T}^S)\}_{S \subseteq \{1, \dots, d\}}$, i.e., for every $S \subseteq \{1, \dots, d\}$, Θ^S maps \mathcal{T}^S into the space of matrices of dimension $(|S| + 1) \times \ell$ with columns in $\mathbb{R}^{|S|} \times \mathbb{R}_{>0}$. For every n and every $S \subseteq \{1, \dots, d\}$, let $H_{0,S}^n$ denote the hypothesis (2.4) for the data $(\mathbf{Y}_n, \mathbf{X}_n^S)$ and let φ_S^n be the corresponding test defined by (2.7) with the confidence regions (3.4). Finally, define for every n the estimator

$$\hat{S}_n := \bigcap_{S: \varphi_S^n \text{ accepts } H_{0,S}^n} S.$$

We then have the following result.

Theorem 4 (Asymptotic false discovery control)

Assume that Assumption 1 is satisfied. That is, there exists a set $S^ \subseteq \{1, \dots, d\}$ which, for every n , is h -invariant with respect to $(\mathbf{Y}_n, \mathbf{X}_n)$. Assume furthermore that, for every k , (A1)–(A7) hold true for the data $(\mathbf{Y}_{n,k}, \mathbf{X}_{n,k}^{S^*})$ with parametrizations $(\Theta^{S^*}, \mathcal{T}^{S^*})$ and (Γ, \mathcal{G}) . Then, the estimator \hat{S}_n enjoys the following coverage property*

$$\liminf_{n \rightarrow \infty} \mathbb{P}_0^n(\hat{S}_n \subseteq S^*) \geq 1 - \alpha, \quad (4.1)$$

where \mathbb{P}_0^n is the law of $(\mathbf{Y}_n, \mathbf{X}_n)$.

Proof. By Corollary 1, the adjusted confidence regions within each environment all achieve the correct asymptotic coverage, ensuring the asymptotic validity of the test φ_{S^*} of H_{0,S^*} . Since, for every n , $\mathbb{P}_0^n(\hat{S}_n \subseteq S^*) \geq \mathbb{P}_0^n(\varphi_{S^*}^n \text{ accepts } H_{0,S^*}^n)$, the result follows. \square

5 Experiments

In this section, we apply our method to simulated data. We start by testing the sample properties of the adjusted confidence regions, disregarding the problem of causal discovery, see Section 5.1. In Section 5.2, we present the multivariate data generating process that we will use in the subsequent analyses. In Section 5.3 we show that, even for sample sizes that are too small for the confidence regions to achieve the correct coverage, our overall method (ICPH) is able to keep the type I error control. Section 5.4 contains a power analysis and 5.5 investigates the performance of ICPH for non-binary latent variables.

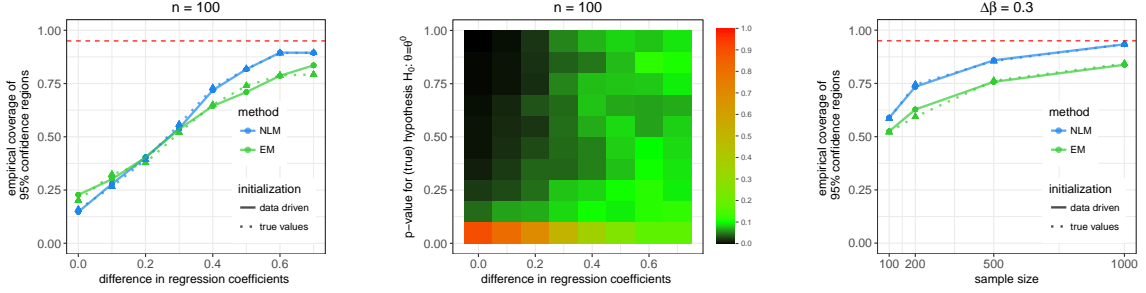


FIGURE 4. Empirical coverage properties of the adjusted confidence regions (3.4) using data simulated from the model in (5.1), based on 1000 repetitions. The left and right panel compare coverage degrees of 95%-confidence regions for methods EM and NLM with different initializations. In general, there is little difference between a data-driven method (solid) and an initialization at the in practice unknown true value (dashed). As the theoretical results suggest, the coverage improves with increasing sample size and increasing difference in regression coefficients, see left and right panel. Overall, NLM slightly outperforms EM. In the middle panel, we consider the method NLM with data-driven initialization. Each column shows a histogram of p -values (5.2). As the separation between the regression coefficients grows, the p -value distribution approximates the desired uniform distribution.

5.1 Empirical coverage properties of adjusted confidence regions

The finite data sample properties of the adjusted confidence regions (3.4) depend on (i) the sample size and (ii) the degree of separation between true regression coefficients. To illustrate this sensitivity, we perform the following simulation study. For different choices of n and $\Delta\beta$, we generate i.i.d. samples of size n from the model

$$X, N \sim \mathcal{N}(0, 1), \quad H \sim \text{Ber}(0.5), \quad Y := \mu + \beta X \cdot \mathbb{1}_{\{H=1\}} + (\beta + \Delta\beta)X \cdot \mathbb{1}_{\{H=2\}} + 0.3N, \quad (5.1)$$

where (X, N, H) are jointly independent. For every data set anew, the coefficients μ and β are sampled independently from a Uniform $(-1, 1)$ distribution. The joint distribution over $(\mathbf{Y}, \mathbf{X}) = (Y_t, X_t)_{t \in \{1, \dots, n\}}$ induced by (5.1) is an $\mathcal{SR}_{(\Theta^=, \Gamma^{\text{IID}})}(\theta^0, \gamma^0 | \mathbf{X})$ distribution with parameters $\theta^0 = (\mu_1^0, \beta_1^0, \mu_2^0, \beta_2^0, \sigma_0^2) = (\mu, \beta, \mu, \beta + \Delta\beta, 0.09)$ and $\gamma^0 = 0.5$ (see Appendix B). We therefore construct confidence regions based on the likelihood function with parametrizations $(\Theta^=, \mathcal{T}^=)$ and $(\Gamma^{\text{IID}}, \mathcal{G}^{\text{IID}})$. We report coverage properties of the adjusted confidence regions (Figure 4 left and right), and we compare the p -values

$$p := \max\{\alpha \in [0, 1] : \theta^0 \notin C_{\text{adjusted}}^\alpha(\hat{\theta})\} \quad (5.2)$$

for the (true) hypothesis $H_0 : \theta = \theta^0$ to a uniform distribution (Figure 4 middle). For both methods EM and NLM, the coverage properties of (3.4) improve with increasing values of n and $\Delta\beta$. In general, the optimization algorithm NLM results in higher coverage degrees than EM. Although there is no proof that any of the algorithms finds the global optimum, it is assuring that there is little difference when we start the algorithms at the (usually unknown) true values (θ^0, γ^0) (Figure 4 left and right).

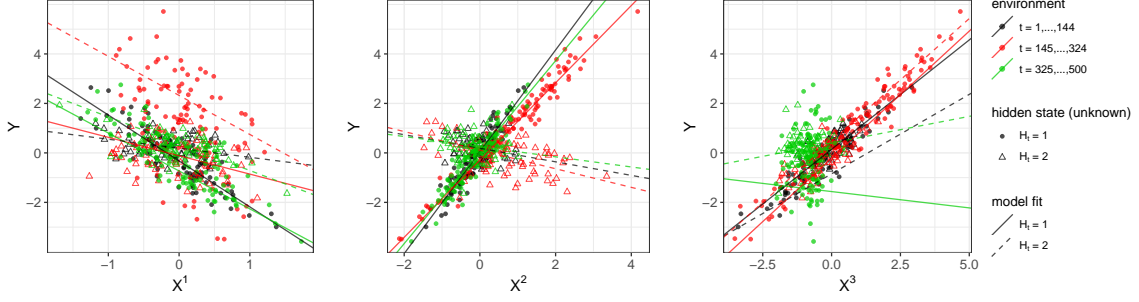


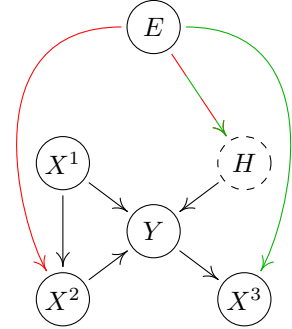
FIGURE 5. Data generated from the SCM described in Section 5.2 for each of the three environments (black, red, green). The estimates of the conditional means $\mu_e^j(x) = \mathbb{E}[Y_e | X_e^j = x]$ are indicated by colored lines. Here, (Y_e, X_e^j) refers to the fixed distribution of (Y_t, X_t^j) within environment e . In this example, the only h -invariant set is $S^* = \{1, 2\}$ and we would therefore like our method to correctly identify the violations of the h -invariance of the sets $\{1\}$, $\{2\}$ and $\{3\}$. For numerical results on such data sets, see Sections 5.3 and 5.4. The issue of label permutations can be seen from the occasional mismatch between the true latent states (\bullet : $H_t^* = 1$, \triangle : $H_t^* = 2$) and the estimated labels ($-$: $H_t^* = 1$, $--$: $H_t^* = 2$).

5.2 Data generating process

Below, we specify the data generating process to be used in the preceding sections. In Sections 5.3–5.4, the latent variable H is assumed to be binary, while Section 5.5 treats the more general case where $\ell \geq 2$.

$$\begin{aligned}
 X^1 &:= N^1 \\
 H &:= N^H \\
 X^2 &:= \beta^{21} X^1 + N^2 \\
 Y &:= \sum_{j=1}^{\ell} (\mu_j^Y + \beta_{1j}^Y X^1 + \beta_{2j}^Y X^2 + \sigma_{Yj} N^Y) \mathbb{1}_{\{H=j\}} \\
 X^3 &:= \beta^{3Y} Y + N^3,
 \end{aligned}$$

with $N^H \sim \text{Multinomial}(1, \lambda)$, $N^Y \sim \mathcal{N}(0, 1)$ and $N^j \sim \mathcal{N}(\mu_j^j, \sigma_j^2)$.



We simulate data from this SCM under different interventional settings. The node E in the graph on the right represents the resulting environments: an edge from E to another variable indicates that this variable has been intervened on. The edges have been colored in accordance to the environments in Figure 5 (black, red, and green for e_1 , e_2 and e_3 , respectively), which shows a sample data set from this SCM. For every simulation, we draw random change points $1 < t_1 < t_2 < n$ and create different environments as follows.

- $e_1 = \{1, \dots, t_1\}$ (black): Here, we sample from the observational distribution.
- $e_2 = \{t_1 + 1, \dots, t_2\}$ (red): Here, we replace the structural assignment of X^2 by $X^2 := \beta^{21} X^1 + \tilde{N}^2$, where \tilde{N}^2 is a Gaussian random variable with mean sampled uniformly between 1 and 1.5 and variance sampled uniformly between 1 and 1.5. Also, the mixing coefficient λ is resampled.
- $e_3 = \{t_2 + 1, \dots, n\}$ (green): We again sample data from the above SCM, but this time we intervene on X^3 . The structural assignment is replaced by $X^3 := \tilde{N}^3$, where \tilde{N}^3 is a Gaussian random variable with mean sampled uniformly between -1 and -0.5 and the same variance as the noise N^3 from the observational setting. The mixing coefficient λ is again resampled.

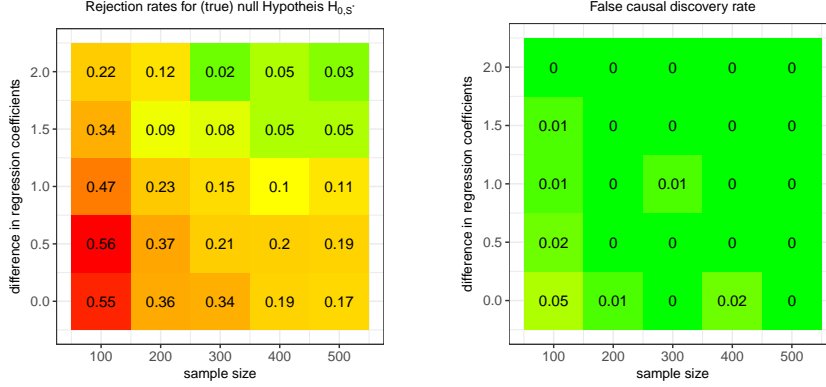


FIGURE 6. Estimates $\hat{\mathbb{P}}(\varphi_{S^*} \text{ rejects } H_{0,S^*})$ (left) and $\hat{\mathbb{P}}(\hat{S} \not\subseteq S^*)$ (right) of the type I error rates of the test φ_{S^*} and the overall method ICPH, respectively, based on the experiment described in Section 5.3 and 100 repetitions. We have used method NLM with parametrizations $\Theta^=$ and Γ^{IID} (see Appendix B). The desired level is $\alpha = 0.05$. For small sample sizes, and in particular if the difference in regression coefficients is small, the type I error control of the test φ_{S^*} is violated. Even in these scenarios, however, the false causal discovery control of ICPH is satisfied.

For data sets $(\mathbf{Y}, \mathbf{X}) = (Y_t, X_t)_{t \in \{1, \dots, n\}}$ generated in the above way, the only h -invariant set is the set $S^* = \{1, 2\}$ of observable parents of Y . In the population case, our method therefore correctly infers $\tilde{S} = \{1, 2\}$, see Equation (2.5).

5.3 Level analysis

Given that the theoretical coverage guarantees are only asymptotic, we cannot expect the tests (2.7) to satisfy type I error control for small sample sizes — especially if the true regression coefficients are similar, see also Section 5.1. We now show that even if the test level of the true hypothesis H_{0,S^*} is violated, ICPH is able to keep the false discovery control. For every $n \in \{100, 200, 300, 400, 500\}$ and every $\Delta\beta \in \{0, 0.5, 1, 1.5, 2\}$, we simulate 100 independent data sets from the SCM in Section 5.2 by assigning model parameters in the following way. For every data set anew, we generate $\mu \stackrel{\text{iid}}{\sim} \text{Uniform}(-0.2, 0.2)$, $\sigma^2 \stackrel{\text{iid}}{\sim} \text{Uniform}(0.1, 0.3)$ (with the restriction that $\sigma_{Y_1}^2 = \sigma_{Y_2}^2$), $\lambda \sim \text{Uniform}(0.3, 0.7)$ and $\beta \stackrel{\text{iid}}{\sim} \text{Uniform}([-1.5, -0.5] \cup [0.5, 1.5])$. For $j \in \{1, 2\}$ we then assign $\beta_{j,2}^Y := \beta_{j,1}^Y + \text{sign}(\beta_{j,1}^Y) \Delta\beta$ to control the between-states difference in regression coefficients for X^1 and X^2 in the structural assignment for Y . The results are summarized in Figure 6. We see that even in settings for which the true hypothesis H_{0,S^*} is rejected for about every other simulation, ICPH stays conservative.

5.4 Power analysis

We now investigate the ability of ICPH to identify the true set $S^* = \{1, 2\}$ of causal parents, by rejecting the hypotheses $H_{0,S}$ for non- h -invariant sets S . For a fixed value of $\Delta\beta = 1.5$ and increasing sample size, we generate i.i.d. data sets as described in Section 5.3 and compare the methods EM and NLM with parameter constraints (i) $\sigma_1^2 = \sigma_2^2$ and (ii) $\sigma_1^2, \sigma_2^2 \geq c$. To test the robustness of ICPH to violations of model assumption (i), we generate the true error variances $\sigma_{Y_1}^2$ and $\sigma_{Y_2}^2$ independently of each other. The results are shown in Figure 7. We see that even if the true error variances are different, both methods perform substantially better with parameter constraint (i). The empirical type I error rate is controlled in all scenarios, and the identification of S^* improves with increasing sample size. The convergence of the EM-algorithm is not ensured for all simulations (missing values in barplots), whereas NLM shows numeric stability across all settings.

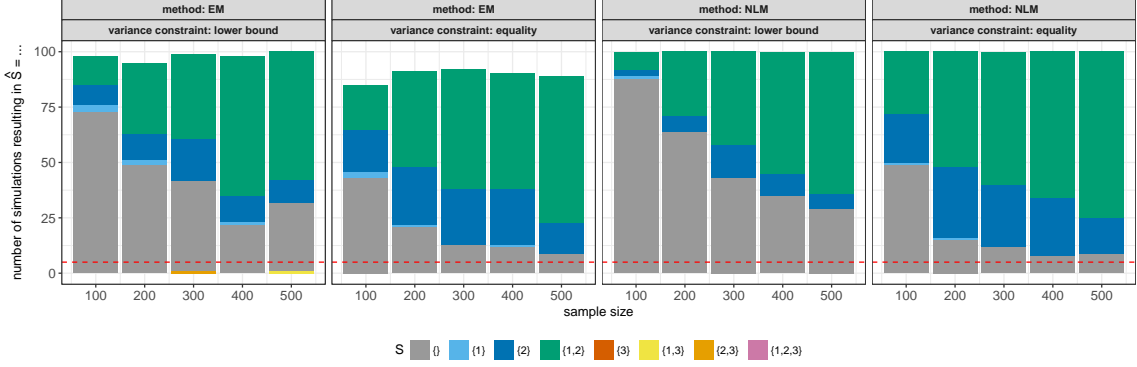


FIGURE 7. Output of ICPH for the experiment in Section 5.4. The larger the proportion of blue and green colors, the more power the method has. The performance of all methods thus increases with the sample size. Simulations are ordered such that, within each bar, the bottom colors (yellow, light orange, dark orange, purple) correspond to false positives, i.e., cases where $\hat{S} \not\subseteq S^*$. In all cases, ICPH controls the empirical type I error rate at level $\alpha = 0.05$. Missing values correspond to cases in which the optimization algorithm did not converge.

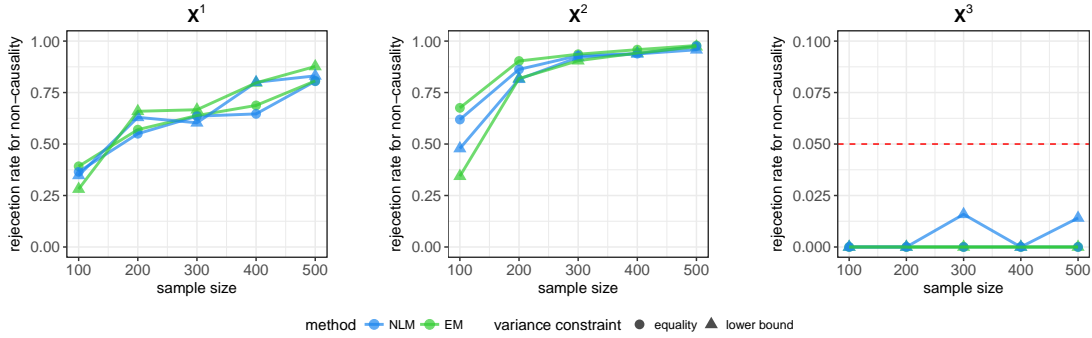


FIGURE 8. Rejection rates for non-causality. For increasing sample size, all methods tend to identify the causal variables X^1 and X^2 .

A useful measure of power is the individual detection of the causal variables X^1 and X^2 . Whenever ICPH accepts at least one hypothesis $H_{0,S}$, we define for every $j \in \{1, 2, 3\}$ a p -value for the hypothesis $H_0^j : j \notin S^*$ of non-causality of variable X^j by $p_j := \max\{p\text{-value for } H_{0,S} : j \notin S\}$. This defines rejection rates for non-causality of the variables X^1 , X^2 and X^3 , which are shown in Figure 8 (for increasing sample size). Since X^1 and X^2 are the true causal parents, we expect high rejection rates for these variables. The result confirms our previous findings: causal discovery improves with increasing sample size and it might be beneficial to use the variance constraint (i), even if this strictly speaking yields a model misspecification.

5.5 Non-binary latent variables

We also investigate the performance of our method for non-binary latent variables. For a fixed sample size of $n = 500$ and for every $\ell \in \{2, 3, 4, 5\}$, we generate 100 i.i.d. data sets from the SCM in Section 5.2 with parameters sampled as in Section 5.3. The probabilities $\lambda_j = P(H = j)$, $j \in \{0, \dots, \ell\}$ are sampled uniformly between 0.1 and $1/(\ell + 1)$ and standardized correctly. As seen in Figure 9, ICPH maintains the type I error control, but drops in power as the number of latent states increases. The right hand plot shows that this is due to level violations of the tests of the (true) hypothesis H_{0,S^*} . Allowing

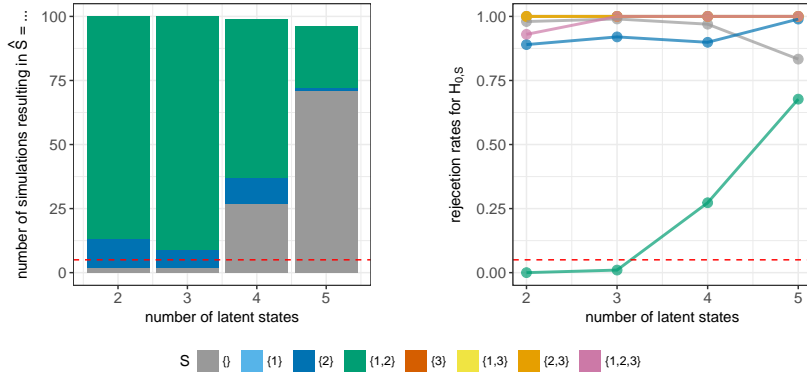


FIGURE 9. Distribution of the estimator \hat{S} (left) and rejection rates for the individual hypotheses $H_{0,S}$ (right) for increasing numbers of latent states.

for several latent states increases the number of parameters even further. As a result, the quadratic approximation of the covariance matrix by the observed Fisher information does not account sufficiently for the variability of the parameter estimates, and the coverage of the confidence intervals (3.4) breaks down. Nevertheless, we can again see that the overall coverage of ICPH is maintained. In our experience, however, the sample sizes necessary to circumvent these problems is so large that we propose to limit the application of ICPH to cases where the latent variable takes only a small number of different values.

6 Conclusions and Future Work

This paper discusses methodology for causal discovery that is applicable in the presence of hidden variables. If the data set is time-ordered, the hidden variables may follow a Markov structure. The method is formulated in the framework of invariant causal prediction. It aims at inferring causal predictors of a target variable and comes with the following coverage guarantee: whenever the method's output is non-empty, it is correct with large probability. Our algorithm allows for several user choices and is tested on a wide range of simulations. We see that even in small sample regimes, the coverage is not negatively affected. Our implementation allows for using either the EM algorithm or a numerical maximization technique. In our experiments, we find that the latter option yields slightly better results in terms of power. The power of both methods decreases with an increasing number of hidden states. This conforms to the theoretical result that, in general, identifiability of causal predictors cannot be achieved if the hidden variable may take arbitrarily many states, for example.

As part of the method we propose a test for the equality of two switching regression models; to the best of our knowledge this is the first example of such a test and may be of interest in itself. We prove the asymptotic validity of this test by providing sufficient conditions for the existence, the consistency and the asymptotic normality of the maximum likelihood estimator in switching regression models.

In this work, we prioritize causal discovery and did not concentrate much on the reconstruction of the hidden states, which may be of interest in several applications. While the methodology allows for inferring the states that make the data most likely, it might be beneficial to study this question in greater detail. To widen the range of applicability of our method, it might further be worthwhile to consider non-linear models. In particular, it would be interesting to construct conditional independence tests that are able to take into account a mixture model structure.

Acknowledgements

The authors thank Roland Langrock for insightful comments and providing parts of the code, and Jens Ledet Jensen for helpful discussions. This research was supported by a research grant (18968) from VILLUM FONDEN.

A Proofs

A.1 Existence of the MLE

A.1.1 Proof of Theorem 1

We first introduce some notation. Since neither of the parametrizations in question impose any constraints on the regression coefficients, we will throughout this proof write $\theta = (\beta, \delta)$, where $\beta = (\beta_1, \dots, \beta_\ell) \in \mathcal{B} := \mathbb{R}^{p \times \ell}$ and $\delta \in \mathcal{D}$ is the part of θ that parametrizes the error variances, i.e., $\mathcal{D}^= = (0, \infty)$ and $\mathcal{D}^c = [c, \infty)^\ell$. Also, we will use $\bar{\mathcal{D}}^= = [0, \infty]$, $\bar{\mathcal{D}}^c = [c, \infty]^\ell$, $\bar{\mathcal{B}} = (\mathbb{R} \cup \{-\infty, +\infty\})^{p \times \ell}$ to denote the ‘‘compactifications’’ of \mathcal{D}^c , $\mathcal{D}^=$ and \mathcal{B} , respectively. For every $h \in \{1, \dots, \ell\}^m$ and every $j \in \{1, \dots, \ell\}$ define $T_{h=j} := \{t \in \{1, \dots, m\} : h_t = j\}$ and write the likelihood function as $G = \sum_{h \in \{1, \dots, \ell\}^m} g_h$, where

$$g_h(\phi) = p(\mathbf{x}) \lambda(\gamma)_{h_1} \underbrace{\prod_{s=2}^m \Gamma_{h_{s-1}h_s}(\gamma)}_{=: f^h(\gamma)} \prod_{t=1}^m \mathcal{N}(y_t | x_t \beta_{h_t}, \sigma_{h_t}^2(\delta)) = p(\mathbf{x}) f^h(\gamma) \prod_{j=1}^{\ell} \prod_{t \in T_{h=j}} \mathcal{N}(y_t | x_t \beta_j, \sigma_j^2(\delta)),$$

where the product over an empty index set is defined to be 1.

Let $G^* := \sup_{\phi \in \mathcal{P}} G(\phi) \in (0, \infty]$. We want to show that there exists $\phi^* \in \mathcal{P}$ with $G(\phi^*) = G^*$ (which in particular shows that $G^* < \infty$). The idea of the proof is as follows. We first show that given an arbitrary point $\bar{\phi}$ in the compactification $\bar{\mathcal{P}}$ and an arbitrary sequence $(\phi^n)_{n \in \mathbb{N}}$ in \mathcal{P} that converges to $\bar{\phi}$, we can construct a sequence $(\tilde{\phi}^n)_{n \in \mathbb{N}}$ with limit point $\tilde{\phi} \in \mathcal{P}$, such that $\lim_{n \rightarrow \infty} G(\tilde{\phi}^n) \geq \lim_{n \rightarrow \infty} G(\phi^n)$. We then let $(\phi^{*n})_{n \in \mathbb{N}}$ be a sequence with $\lim_{n \rightarrow \infty} G(\phi^{*n}) = G^*$. By compactness of $\bar{\mathcal{P}}$, we can wlog assume that $(\phi^{*n})_{n \in \mathbb{N}}$ is convergent in $\bar{\mathcal{P}}$ (otherwise we may choose a convergent subsequence). By the first part of the proof, there exists a sequence $(\tilde{\phi}^{*n})_{n \in \mathbb{N}}$ that is convergent to some $\phi^* \in \mathcal{P}$, and with $\lim_{n \rightarrow \infty} G(\tilde{\phi}^{*n}) = G^*$. By continuity of G , $G(\phi^*) = G^*$.

Let $\bar{\phi} = (\bar{\beta}, \bar{\delta}, \gamma) \in \bar{\mathcal{P}}$ and let $(\phi^n)_{n \in \mathbb{N}} = (\beta^n, \delta^n, \gamma^n)_{n \in \mathbb{N}}$ be such that $\lim_{n \rightarrow \infty} \phi^n = \bar{\phi}$. If $\bar{\phi} \in \mathcal{P}$, there is nothing to prove. Assume therefore $\bar{\phi} \in \bar{\mathcal{P}} \setminus \mathcal{P}$. Since \mathcal{G} was assumed to be compact, $\bar{\mathcal{P}} = \bar{\mathcal{B}} \times \bar{\mathcal{D}} \times \mathcal{G}$. The problem can therefore be divided into the two cases $\bar{\delta} \in \bar{\mathcal{D}} \setminus \mathcal{D}$ and $\bar{\beta} \in \bar{\mathcal{B}} \setminus \mathcal{B}$, which are treated in Lemma A.1 and Lemma A.2, respectively. Together, they imply the existence of a sequence $(\tilde{\phi}^n)_{n \in \mathbb{N}}$ with $\lim_{n \rightarrow \infty} \tilde{\phi}^n \in \mathcal{P}$ and $\lim_{n \rightarrow \infty} G(\tilde{\phi}^n) \geq \lim_{n \rightarrow \infty} G(\phi^n)$, thereby completing the proof of Theorem 1.

We first consider the case where $\bar{\delta} \in \bar{\mathcal{D}} \setminus \mathcal{D}$.

Lemma A.1

Let $(\phi^n)_{n \in \mathbb{N}}$ be a sequence in \mathcal{P} that converges to a point $\bar{\phi} = (\bar{\beta}, \bar{\delta}, \gamma) \in \bar{\mathcal{B}} \times (\bar{\mathcal{D}} \setminus \mathcal{D}) \times \mathcal{G}$ and assume that the limit $\lim_{n \rightarrow \infty} G(\phi^n)$ exists in $[0, \infty]$. Then, there exists a sequence $(\tilde{\phi}^n)_{n \in \mathbb{N}}$ with limit point $(\bar{\beta}, \delta, \gamma) \in \bar{\mathcal{B}} \times \mathcal{D} \times \mathcal{G}$, such that $\limsup_{n \rightarrow \infty} G(\tilde{\phi}^n) \geq \lim_{n \rightarrow \infty} G(\phi^n)$.

Proof. We treat the two parametrizations $(\Theta^c, \mathcal{T}^c)$ and $(\Theta^=, \mathcal{T}^=)$ separately.

If $\mathcal{D} = \mathcal{D}^c$, then $\bar{\mathcal{D}} \setminus \mathcal{D} = \{(\bar{\delta}_1, \dots, \bar{\delta}_\ell) \in [c, \infty]^\ell : \bar{\delta}_j = \infty \text{ for at least one } j\}$. Let j be such that $\bar{\delta}_j = \infty$. Since for every $h \in \{1, \dots, \ell\}^m$,

$$g_h(\phi^n) \begin{cases} \rightarrow 0 \text{ as } n \rightarrow \infty & \text{if } T_{h=j} \neq \emptyset \\ \text{does not depend on } \delta_j^n & \text{otherwise,} \end{cases} \quad (\text{A.1})$$

we can simply substitute $(\delta_j^n)_{n \in \mathbb{N}}$ by the sequence $(\tilde{\delta}_j^n)_{n \in \mathbb{N}}$ that is constantly equal to c , to obtain $(\tilde{\phi}^n)_{n \in \mathbb{N}}$ with $\limsup_{n \rightarrow \infty} G(\tilde{\phi}^n) \geq \lim_{n \rightarrow \infty} G(\phi^n)$. By repeating this procedure for all j with $\bar{\delta}_j = \infty$, we obtain a sequence $(\tilde{\phi}^n)_{n \in \mathbb{N}}$ with $\limsup_{n \rightarrow \infty} G(\tilde{\phi}^n) \geq \lim_{n \rightarrow \infty} G(\phi^n)$ and such that $\delta = \lim_{n \rightarrow \infty} \delta^n \in \mathcal{D}$.

If $\mathcal{D} = \mathcal{D}^=$, then $\bar{\mathcal{D}} \setminus \mathcal{D} = \{0, \infty\}$. If $\bar{\delta} = \infty$, then $\lim_{n \rightarrow \infty} G(\phi^n) = 0$ and the result is trivial. Assume therefore that $\bar{\delta} = 0$. Let $h \in \{1, \dots, \ell\}^m$ be fixed. By the assumption on the sample (\mathbf{y}, \mathbf{x}) , there exists

no set of parameters that yield a perfect fit. We may therefore find a sequence $(s(n))_{n \in \mathbb{N}}$ of elements in $\{1, \dots, m\}$ such that $y_{s(n)} - x_{s(n)}\beta_{h_{s(n)}}^n$ is bounded away from zero for all n large enough. For every $n \in \mathbb{N}$ we have

$$g_h(\phi^n) \leq p(\mathbf{x})(2\pi\sigma_1^2(\delta^n))^{-m/2} \exp\left(-\frac{1}{2\sigma_1^2(\delta^n)}(y_{s(n)} - x_{s(n)}\beta_{h_{s(n)}}^n)^2\right).$$

Since the last factor on the right hand side goes to zero exponentially fast in $\sigma_1^2(\delta^n)$, it follows that $\lim_{n \rightarrow \infty} g_h(\phi^n) = 0$. Since h was arbitrary, we have that $\lim_{n \rightarrow \infty} G(\phi^n) = 0$, and the result follows. \square

We now turn to the case where $\bar{\beta} \in \bar{\mathcal{B}} \setminus \mathcal{B}$.

Lemma A.2

Let $(\phi^n)_{n \in \mathbb{N}}$ be a sequence in \mathcal{P} that converges to a point $\bar{\phi} = (\bar{\beta}, \delta, \gamma) \in (\bar{\mathcal{B}} \setminus \mathcal{B}) \times \mathcal{D} \times \mathcal{G}$. Then, there exists a sequence $(\tilde{\phi}^n)_{n \in \mathbb{N}}$ with limit point $(\beta, \delta, \gamma) \in \mathcal{B} \times \mathcal{D} \times \mathcal{G}$, such that $\lim_{n \rightarrow \infty} G(\tilde{\phi}^n) \geq \limsup_{n \rightarrow \infty} G(\phi^n)$.

Proof. The idea of the proof is as follows. We construct a bounded sequence $(\tilde{\beta}^n)_{n \in \mathbb{N}}$, such that the sequence $(\tilde{\phi}^n)_{n \in \mathbb{N}}$ obtained from $(\phi^n)_{n \in \mathbb{N}}$ by substituting $(\beta^n)_{n \in \mathbb{N}}$ by $(\tilde{\beta}^n)_{n \in \mathbb{N}}$ satisfies that $\lim_{n \rightarrow \infty} G(\tilde{\phi}^n) \geq \limsup_{n \rightarrow \infty} G(\phi^n)$. Since $(\delta^n)_{n \in \mathbb{N}}$ was assumed to be convergent in \mathcal{D} (and hence bounded) and by compactness of \mathcal{G} , the whole sequence $(\tilde{\phi}^n)_{n \in \mathbb{N}}$ is bounded. We can therefore find a compact set $\mathcal{K} \subseteq \mathcal{P}$, such that $\{\tilde{\phi}^n : n \in \mathbb{N}\} \subseteq \mathcal{K}$. Consequently, we can wlog assume that $(\tilde{\phi}^n)_{n \in \mathbb{N}}$ is convergent in \mathcal{K} (otherwise we may choose a convergent subsequence). The sequence $(\tilde{\phi}^n)_{n \in \mathbb{N}}$ then fulfills the requirements in Lemma A.2, thereby completing the proof.

The crucial part that remains is the construction of the sequence $(\tilde{\beta}^n)_{n \in \mathbb{N}}$. This is done by induction. Let $(\phi^n)_{n \in \mathbb{N}} = (\beta_1^n, \dots, \beta_\ell^n, \delta^n, \gamma^n)$ be as stated in Lemma A.2 and let K^∞ be the set of states k , for which $\|\beta_k^n\| \rightarrow \infty$ as $n \rightarrow \infty$. We then construct $(\tilde{\beta}^n)_{n \in \mathbb{N}}$ in the following way. Pick an arbitrary $k \in K^\infty$ and construct a bounded sequence $(\tilde{\beta}_k^n)_{n \in \mathbb{N}}$ (this construction is described below), such that the sequence $(\tilde{\phi}_{(k)}^n)_{n \in \mathbb{N}}$ obtained from $(\phi^n)_{n \in \mathbb{N}}$ by substituting $(\beta_k^n)_{n \in \mathbb{N}}$ by $(\tilde{\beta}_k^n)_{n \in \mathbb{N}}$ satisfies that $\limsup_{n \rightarrow \infty} G(\tilde{\phi}_{(k)}^n) \geq \limsup_{n \rightarrow \infty} G(\phi^n)$. We then take $k' \in K^\infty \setminus \{k\}$ and similarly construct $(\tilde{\phi}_{(k,k')}^n)_{n \in \mathbb{N}}$ from $(\tilde{\phi}_{(k)}^n)_{n \in \mathbb{N}}$ such that $\limsup_{n \rightarrow \infty} G(\tilde{\phi}_{(k,k')}^n) \geq \limsup_{n \rightarrow \infty} G(\tilde{\phi}_{(k)}^n)$. By inductively repeating this procedure for all elements of K^∞ , we obtain a bounded sequence $(\tilde{\beta}^n)_{n \in \mathbb{N}}$, such that $(\tilde{\phi}^n)_{n \in \mathbb{N}} = (\tilde{\beta}^n, \delta^n, \gamma^n)_{n \in \mathbb{N}}$ satisfies that $\limsup_{n \rightarrow \infty} G(\tilde{\phi}^n) \geq \lim_{n \rightarrow \infty} G(\phi^n)$. Once again, we can wlog assume that $(G(\tilde{\phi}^n))_{n \in \mathbb{N}}$ converges, since otherwise we can choose a convergent subsequence $(G(\tilde{\phi}^{n_i}))_{i \in \mathbb{N}}$ with $\lim_{i \rightarrow \infty} G(\tilde{\phi}^{n_i}) = \limsup_{n \rightarrow \infty} G(\tilde{\phi}^n)$.

We now prove the induction step. Assume that we have iteratively constructed sequences for $k_1, \dots, k_j \in K^\infty$ (if $j = 0$, this corresponds to the base case). For simplicity write $(\check{\phi}^n)_{n \in \mathbb{N}} = (\check{\phi}_{(k_1, \dots, k_j)}^n)_{n \in \mathbb{N}}$. Pick an arbitrary $k \in K^\infty \setminus \{k_1, \dots, k_j\}$. If for all $t \in \{1, \dots, m\}$, $|x_t \beta_k^n| \rightarrow \infty$ as $n \rightarrow \infty$, we could (similar to the proof of Lemma A.1) take $(\tilde{\beta}_k^n)_{n \in \mathbb{N}}$ to be a constant sequence. Since in general, there might exist s such that $|x_s \beta_k^n| \not\rightarrow \infty$ as $n \rightarrow \infty$, we divide the problem as follows. Define $\mathcal{S}_1 := \{s \in \{1, \dots, m\} : |x_s \beta_k^n| \rightarrow \infty \text{ as } n \rightarrow \infty\}$, $\mathcal{S}_2 := \{1, \dots, m\} \setminus \mathcal{S}_1$, $\mathcal{H}_1 := \{h \in \{1, \dots, \ell\}^m : T_{h=k} \cap \mathcal{S}_1 \neq \emptyset\}$ and $\mathcal{H}_2 := \{1, \dots, \ell\}^m \setminus \mathcal{H}_1$, and write the likelihood function as $G = G_1 + G_2$, where $G_1 := \sum_{h \in \mathcal{H}_1} g_h$ and $G_2 := \sum_{h \in \mathcal{H}_2} g_h$. We now show that $\lim_{n \rightarrow \infty} G_1(\check{\phi}^n) = 0$. We formulate a slightly more general result, which we will also make use of later in the proof:

(*) Let $h \in \{1, \dots, \ell\}^m$ and assume there exists a sequence $(s(n))_{n \in \mathbb{N}}$ of elements in $T_{h=k}$, such that $|x_{s(n)} \beta_k^n| \rightarrow \infty$ as $n \rightarrow \infty$. Then, $\lim_{n \rightarrow \infty} g_h(\phi^n) = 0$.

Proof of ().* Since $(\delta^n)_{n \in \mathbb{N}}$ was assumed to be convergent in \mathcal{D} , all sequences $\{\sigma_j^2(\delta^n)\}_{n \in \mathbb{N}}$, $j \in \{1, \dots, \ell\}$, are bounded from above and bounded away from 0. Since for all $n \in \mathbb{N}$,

$$g_h(\phi^n) \leq p(x)(2\pi)^{-n/2} \prod_{t=1}^m (\sigma_{h_t}^2(\delta^n))^{-1/2} \exp\left(-\underbrace{\frac{1}{2\sigma_k^2(\delta^n)}(y_{s(n)} - x_{s(n)}\beta_k^n)^2}_{\rightarrow -\infty}\right),$$

we are done. \square

For $h \in \mathcal{H}_1$, we can simply pick $s_0 \in T_{h=k} \cap \mathcal{S}_1$ and consider the sequence $(s(n))_{n \in \mathbb{N}}$ that is constantly equal to s_0 . The result (*) therefore shows that $\lim_{n \rightarrow \infty} G_1(\check{\phi}^n) = 0$. It thus suffices to construct $(\check{\phi}_k^n)_{n \in \mathbb{N}}$ from $(\check{\phi}^n)_{n \in \mathbb{N}}$ such that $\limsup_{n \rightarrow \infty} G_2(\check{\phi}_k^n) \geq \limsup_{n \rightarrow \infty} G_2(\check{\phi}^n)$. Since for every $h \in \mathcal{H}_2$ we have $T_{h=k} \subseteq \mathcal{S}_2$, we take a closer look at \mathcal{S}_2 . For every $s \in \mathcal{S}_2$, the sequence $(|x_s \beta_k^n|)_{n \in \mathbb{N}}$ is either bounded or can be decomposed into two sequences, one of which is bounded and one of which converges to infinity. For every $s \in \mathcal{S}_2$, let therefore I_s^b and I_s^∞ be disjoint subsets of \mathbb{N} with $I_s^b \cup I_s^\infty = \mathbb{N}$, such that $(|x_s \beta_k^n|)_{n \in I_s^b}$ is bounded and such that either $I_s^\infty = \emptyset$ or $|I_s^\infty| = \infty$ with $(|x_s \beta_k^n|)_{n \in I_s^\infty}$ converging to infinity. Let $I^b := \bigcup_{s \in \mathcal{S}_2} I_s^b$ and define a sequence $(\tilde{\beta}_k^n)_{n \in \mathbb{N}}$ by

$$\tilde{\beta}_k^n := \begin{cases} \text{the projection of } \beta_k^n \text{ onto } \text{span}_{\mathbb{R}}(\{x_s : s \text{ satisfies } n \in I_s^b\}) & \text{if } n \in I^b \\ 0 & \text{otherwise.} \end{cases}$$

We now show that the above defines a bounded sequence.

(o) The sequence $(\tilde{\beta}_k^n)_{n \in \mathbb{N}}$ is bounded.

Proof of (o). For every $\mathcal{S} \subseteq \mathcal{S}_2$, define $I_{\mathcal{S}}^b := \{n \in \mathbb{N} : n \in I_s^b \Leftrightarrow s \in \mathcal{S}\}$ (where $I_{\emptyset}^b := \mathbb{N} \setminus I^b$). We can then decompose $(\tilde{\beta}_k^n)_{n \in \mathbb{N}}$ into the subsequences $(\tilde{\beta}_k^n)_{n \in I_{\mathcal{S}}^b}$, $\mathcal{S} \subseteq \mathcal{S}_2$, and prove that each of these sequences is bounded. Let $\mathcal{S} \subseteq \mathcal{S}_2$ and let $\{u_1, \dots, u_d\}$ be an orthonormal basis for $\text{span}_{\mathbb{R}}(\{x_s : s \in \mathcal{S}\})$. Since all sequences in $\{(|x_s \tilde{\beta}_k^n|)_{n \in I_{\mathcal{S}}^b} : s \in \mathcal{S}\}$ are bounded, then so are the sequences $(|u_1 \tilde{\beta}_k^n|)_{n \in I_{\mathcal{S}}^b}, \dots, (|u_d \tilde{\beta}_k^n|)_{n \in I_{\mathcal{S}}^b}$ (this follows by expressing each of the u_i s as a linear combination of elements in $\{x_s : s \in \mathcal{S}\}$). The result now follows from the identities $\|\tilde{\beta}_k^n\|^2 = \sum_{j=1}^d |u_j \tilde{\beta}_k^n|^2$, $n \in I_{\mathcal{S}}^b$. \square

Let $(\check{\phi}_k^n)_{n \in \mathbb{N}}$ be the sequence obtained from $(\check{\phi}^n)_{n \in \mathbb{N}}$ by substituting $(\beta_k^n)_{n \in \mathbb{N}}$ by $(\tilde{\beta}_k^n)_{n \in \mathbb{N}}$. Finally, we show the following result.

(Δ) $\limsup_{n \rightarrow \infty} G(\check{\phi}_k^n) \geq \limsup_{n \rightarrow \infty} G(\check{\phi}^n)$.

Proof of (Δ). Let $h \in \mathcal{H}_2$ and define $I_h^\infty := \bigcup_{s \in T_{h=k}} I_s^\infty$ (if $T_{h=k} = \emptyset$, we define $I_h^\infty := \emptyset$). The idea is to decompose $(\check{\phi}^n)_{n \in \mathbb{N}}$ into $(\check{\phi}^n)_{n \in I_h^\infty}$ and $(\check{\phi}^n)_{n \notin I_h^\infty}$ and to treat both sequences separately.

We start by considering $(\check{\phi}^n)_{n \notin I_h^\infty}$. To begin with, observe that for every s , $\mathcal{N}(y_s | x_s \beta_k, \sigma_k^2(\delta))$ only depends on β_k via the inner product $x_s \beta_k$. By construction of I_h^∞ and $(\tilde{\beta}_k^n)_{n \in \mathbb{N}}$, we therefore have that for all $n \notin I_h^\infty$ and for all $s \in T_{h=k}$, the function values $\mathcal{N}(y_s | x_s \tilde{\beta}_k^n, \sigma_k^2(\delta^n))$ and $\mathcal{N}(y_s | x_s \beta_k^n, \sigma_k^2(\delta^n))$ coincide. Consequently, we have that for all $n \notin I_h^\infty$, $g_h(\check{\phi}_k^n) = g_h(\check{\phi}^n)$. In particular, the sequences $(\check{g}_{h,b}^n)_{n \in \mathbb{N}}$ and $(\tilde{g}_{h,b}^n)_{n \in \mathbb{N}}$, for every $n \in \mathbb{N}$ defined by $\check{g}_{h,b}^n := g_h(\check{\phi}^n) \mathbb{1}_{\{n \notin I_h^\infty\}}$ and $\tilde{g}_{h,b}^n := g_h(\check{\phi}^n) \mathbb{1}_{\{n \in I_h^\infty\}}$, coincide.

We now consider $(\check{\phi}^n)_{n \in I_h^\infty}$. By construction of the sets I_s^∞ , $s \in T_{h=k}$, either $I_h^\infty = \emptyset$ or $|I_h^\infty| = \infty$. If $|I_h^\infty| = \infty$, then for every $n \in \mathbb{N}$, there exists $\check{s}(n) \in T_{h=k}$ such that $n \in I_{\check{s}(n)}^\infty$. By applying (*) to the sequence $(\check{\phi}^n)_{n \in I_h^\infty}$ with $(s(n))_{n \in I_h^\infty} = (\check{s}(n))_{n \in I_h^\infty}$, it follows that $\lim_{n \rightarrow \infty, n \in I_h^\infty} g_h(\check{\phi}^n) = 0$. In particular, the sequences $(\check{g}_{h,\infty}^n)_{n \in \mathbb{N}}$ and $(\tilde{g}_{h,\infty}^n)_{n \in \mathbb{N}}$, for every $n \in \mathbb{N}$ defined by $\check{g}_{h,\infty}^n := g_h(\check{\phi}^n) \mathbb{1}_{\{n \in I_h^\infty\}}$ and $\tilde{g}_{h,\infty}^n := g_h(\check{\phi}^n) \mathbb{1}_{\{n \notin I_h^\infty\}}$, converge to 0 as $n \rightarrow \infty$ (this holds also if $I_h^\infty = \emptyset$).

By combing the above results for all $h \in \mathcal{H}_2$, we finally have

$$\begin{aligned} \limsup_{n \rightarrow \infty} G_2(\check{\phi}^n) &= \limsup_{n \rightarrow \infty} \left(\sum_{h \in \mathcal{H}_2} \check{g}_{h,b}^n + \sum_{h \in \mathcal{H}_2} \check{g}_{h,\infty}^n \right) = \limsup_{n \rightarrow \infty} \left(\sum_{h \in \mathcal{H}_2} \tilde{g}_{h,b}^n \right) = \limsup_{n \rightarrow \infty} \left(\sum_{h \in \mathcal{H}_2} \tilde{g}_{h,b}^n \right) \\ &\leq \limsup_{n \rightarrow \infty} \left(\sum_{h \in \mathcal{H}_2} \tilde{g}_{h,b}^n + \sum_{h \in \mathcal{H}_2} \tilde{g}_{h,\infty}^n \right) = \limsup_{n \rightarrow \infty} G_2(\check{\phi}_k^n). \end{aligned}$$

Since $\limsup_{n \rightarrow \infty} G_1(\check{\phi}_k^n) \geq 0 = \limsup_{n \rightarrow \infty} G_1(\check{\phi}^n)$, the result follows. \square

This completes the proof of Lemma A.2. \square

A.2 Consistency and asymptotic normality of the MLE

We start by introducing some notation to be used in the proofs of Theorem 2 and Theorem 3. Let $\mathcal{K} := \mathbb{R}^p \times (0, \infty)$ be the full parameter space for a single pair $\kappa = (\beta^T, \sigma^2)^T$ of regression parameters. In analogy to previous notation, we will use $\kappa_j(\theta)$ to denote the j th pair of regression parameters of a parameter vector $\theta \in \mathcal{T}$. If the conditional distribution of $Y_t | (X_t = x, H_t = j)$ is a normal distribution with regression parameters κ , we will denote the conditional density of $(X_t, Y_t) | (H_t = j)$ by $f(x, y | \kappa)$. We use \mathbb{P}_0 for the distribution $\mathcal{SR}(\phi^0 | X_1)$ and \mathbb{E}_0 for the expectation with respect to \mathbb{P}_0 . Finally, for every $m \in \mathbb{N}$, let $\mathcal{SR}^m(\cdot | X_1)$ denote the unconstrained class of mixture distributions of degree m (i.e., all parameters can vary independently within their range).

A.2.1 Proof of Theorem 2

The result follows from Leroux [1992, Theorem 3]. To prove its applicability, we first state slightly adapted versions of their conditions (L1)–(L6) and prove afterwards that they are satisfied.

(L1) Γ^0 is irreducible, (L2) for each (x, y) , $\kappa \mapsto f(x, y | \kappa)$ is continuous and vanishes at infinity (see the last paragraph of Section 2 in Leroux [1992]), (L3) for all $j, k \in \{1, \dots, \ell\}$, the maps $\theta \mapsto \kappa_j(\theta)$ and $\gamma \mapsto \Gamma_{jk}(\gamma)$ are continuous, (L4) for all $j \in \{0, \dots, \ell\}$, $\mathbb{E}_0[|\log f(X_1, Y_1 | \kappa_j(\theta^0))|] < \infty$, (L5) for all $\kappa \in \mathcal{K}$, there exists a $\delta > 0$ such that $\mathbb{E}_0[\sup_{\kappa': \|\kappa - \kappa'\| < \delta} (\log f(X_1, Y_1 | \kappa'))^+] < \infty$, and (L6) for every $m \in \{1, \dots, \ell\}$, the class $\mathcal{SR}^m(\cdot | X_1)$ satisfies the following identifiability property. Define

$$\Lambda^m := \{(\lambda_1, \dots, \lambda_m) : \sum_{j=1}^m \lambda_j = 1\}, \text{ and}$$

$$\mathcal{Q}^m := \{(\lambda_1, \kappa_1), \dots, (\lambda_m, \kappa_m)\} : (\lambda_1, \dots, \lambda_m) \in \Lambda^m \text{ and } \kappa_1, \dots, \kappa_m \in \mathcal{K} \text{ with all } \kappa_j\text{s being distinct}\},$$

and consider the mapping $\varphi^m : \mathcal{Q}^m \rightarrow \mathcal{SR}(\cdot | X_1)$ that sends an element $q = \{(\lambda_1, \kappa_1), \dots, (\lambda_m, \kappa_m)\}$ into the mixture distribution $P_q \in \mathcal{SR}(\cdot | X_1)$ with density

$$f_q(x, y) := \sum_{j=1}^m \lambda_j f(x, y | \kappa_j) = f(x) \sum_{j=1}^m \lambda_j f(y | x, \kappa_j).$$

Then, for every $m \in \{1, \dots, \ell\}$, φ^m is a one-to-one map of \mathcal{Q}^m onto $\mathcal{SR}^m(\cdot | X_1)$. It is therefore the set $\{(\lambda_1, \kappa_1), \dots, (\lambda_m, \kappa_m)\}$, rather than the parameters $(\kappa_1, \dots, \kappa_m)$ and $(\lambda_1, \dots, \lambda_m)$ themselves, that is required to be identifiable.

Condition (L1) is implied by (A3). Condition (L2) follows by the continuity of $\kappa \mapsto \mathcal{N}(y | x, \kappa)$ and (L3) is implied by (A4). For (L4), we see that for all $j \in \{0, \dots, \ell\}$,

$$\log f(X_1, Y_1 | \kappa_j(\theta^0)) = \log(2\pi\sigma_j^2(\theta^0)) - \frac{1}{2\sigma_j^2(\theta^0)}(Y_1 - X_1\beta_j(\theta^0))^2 + \log f(X_1) \in \mathcal{L}^1(\mathbb{P}_0),$$

by (A7) and by moment-properties of the normal distribution. For (L5), let $\kappa = (\beta, \sigma^2) \in \mathcal{K}$ and choose $\delta := \sigma^2/2$. We then have

$$\begin{aligned} \mathbb{E}_0 \left[\sup_{\kappa': \|\kappa' - \kappa\| < \delta} (\log f(X_1, Y_1 | \kappa'))^+ \right] &\leq \mathbb{E}_0 \left[\sup_{\kappa': \|\kappa' - \kappa\| < \delta} (\log f(Y_1 | X_1, \kappa'))^+ + |\log f(X_1)| \right] \\ &\leq \mathbb{E}_0 \left[\sup_{\sigma': \|\sigma'^2 - \sigma^2\| < \delta} \left(-\frac{1}{2} \log(2\pi\sigma'^2)\right)^+ + |\log f(X_1)| \right] \\ &\leq \mathbb{E}_0 \left[\frac{1}{2} |\log(\pi\sigma^2)| + |\log f(X_1)| \right] < \infty. \end{aligned}$$

It is left to prove (L6), the identifiability of the classes $\mathcal{SR}^m(\cdot | X_1)$. Teicher [1963, Proposition 1] shows an analogous result for mixtures of univariate normal distributions, that are parametrized by their mean

and variance. His result will be the cornerstone for our argument. Consider a fixed $m \in \{1, \dots, \ell\}$, let $q = \{(\lambda_1, \beta_1, \sigma_1^2), \dots, (\lambda_m, \beta_m, \sigma_m^2)\}$, $q' = \{(\lambda'_1, \beta'_1, \sigma_1'^2), \dots, (\lambda'_m, \beta'_m, \sigma_m'^2)\} \in \mathcal{Q}^m$ and assume that the induced mixtures P_q and $P_{q'}$ are identical. Collect q and q' into two matrices Q, Q' with columns $Q_{\cdot j} = (\lambda_j, \sigma_j^2, \beta_j^T)^T$ and $Q'_{\cdot j} = (\lambda'_j, \sigma_j'^2, \beta_j'^T)^T$ for $j \in \{1, \dots, m\}$. We wish to show that Q and Q' are equal up to a permutation of their columns. Because the densities f_q and $f_{q'}$ coincide Lebesgue-almost everywhere, it holds that, for all $x \in \text{int}(\text{supp}(X_1))$,

$$f_q(y|x) = \sum_{j=0}^m \lambda_j f(y|x, \kappa_j) = \sum_{j=0}^m \lambda'_j f(y|x, \kappa'_j) = f_{q'}(y|x) \quad \text{for almost all } y.$$

It now follows from Teicher [1963, Proposition 1] that, for all $x \in \text{int}(\text{supp}(X_1))$,

$$\{(\lambda_1, \sigma_1^2, x\beta_1), \dots, (\lambda_m, \sigma_m^2, x\beta_m)\} = \{(\lambda'_1, \sigma_1'^2, x\beta'_1), \dots, (\lambda'_m, \sigma_m'^2, x\beta'_m)\}. \quad (\text{A.2})$$

In the remainder of the proof, we will consider several x simultaneously (rather than a fixed x). This will help us to draw conclusions about the betas. Equation (A.2) means that for every $z \in \mathcal{Z} := \mathbb{R}^2 \times \text{int}(\text{supp}(X_1))$, the vectors zQ and zQ' are equal up to a permutation of their entries (this permutation may depend on z). Let Σ denote the (finite) family of permutation matrices of size $m \times m$ and consider the partition

$$\mathcal{Z} = \bigcup_{M \in \Sigma} \mathcal{Z}_M, \quad \text{where} \quad \mathcal{Z}_M = \{z \in \mathcal{Z} : zQ = zQ'M^T\}.$$

Since \mathcal{Z} is an open subset of \mathbb{R}^{p+2} , there exists an element $M_0 \in \Sigma$, such that \mathcal{Z}_{S_0} contains an open subset of \mathbb{R}^{p+2} . We can therefore choose $p+2$ linearly independent elements $z_1, \dots, z_{p+2} \in \mathcal{Z}_{M_0}$ and construct the invertible matrix $\mathbf{Z} = [z_1^T, \dots, z_{p+2}^T]^T$. Since $\mathbf{Z}Q = \mathbf{Z}Q'M_0^T$, it follows that $Q = Q'M_0^T$.

A.2.2 Proof of Theorem 3

Theorem 3 follows if both the below statements hold true.

- (i) $m^{-1} \mathcal{J}(\hat{\phi}_m) \rightarrow \mathcal{I}_0$ as $m \rightarrow \infty$ in \mathbb{P}_0 -probability.
- (ii) $\sqrt{m}(\hat{\phi}_m - \phi^0) \mathcal{I}_0^{1/2} \xrightarrow{d} \mathcal{N}(0, I)$ as $m \rightarrow \infty$ under \mathbb{P}_0 .

These results correspond to slightly adapted versions of Lemma 2 and Theorem 1, respectively, in Bickel et al. [1998] (here referred to as L1 and T2). L2 builds on assumptions (B1)–(B4) to be stated below. T1 additionally assumes that $\phi^0 \in \text{int}(\mathcal{P})$ and that the Fisher information matrix \mathcal{I}_0 is positive definite, i.e., our (A2) and (A5). Assumptions (B1)–(B4) state local regularity conditions for a neighborhood of the true parameter ϕ^0 . We therefore need to verify that there exists an open neighborhood \mathcal{T}_0 of θ^0 , such that the following conditions are satisfied.

- (B1) The transition matrix Γ^0 is irreducible and aperiodic.
- (B2) For all $j, k \in \{1, \dots, \ell\}$ and for all (x, y) , the maps $\gamma \mapsto \mathbf{\Gamma}_{jk}(\gamma)$ and $\theta \mapsto f(x, y | \kappa_j(\theta))$ (for $\theta \in \mathcal{T}_0$) have two continuous derivatives.
- (B3) Write $\theta = (\theta_1, \dots, \theta_K)$. For all $n \in \{1, 2\}$, $i_1, \dots, i_n \in \{1, \dots, K\}$ and $j \in \{1, \dots, \ell\}$, it holds that

$$(i) \quad \int \sup_{\theta \in \mathcal{T}_0} \left| \frac{\partial^n}{\partial \theta_{i_1} \dots \partial \theta_{i_n}} f(x, y | \kappa_j(\theta)) \right| d(x, y) < \infty, \quad \text{and}$$

$$(ii) \quad \mathbb{E}_0 \left[\sup_{\theta \in \mathcal{T}_0} \left| \frac{\partial^n}{\partial \theta_{i_1} \dots \partial \theta_{i_n}} \log f(X_1, Y_1 | \kappa_j(\theta)) \right|^{3-n} \right] < \infty.$$

(B4) For all (x, y) , define

$$\rho(x, y) = \sup_{\theta \in \mathcal{T}_0} \max_{0 \leq i, j \leq \ell} \frac{f(x, y | \kappa_i(\theta))}{f(x, y | \kappa_j(\theta))}.$$

Then for all $j \in \{1, \dots, \ell\}$, $\mathbb{P}_0(\rho(X_1, Y_1) = \infty | H_1 = j) < 1$.

We first construct the set \mathcal{T}_0 . Let therefore $\varepsilon > 0$ and choose \mathcal{T}_0 so small that there exists $c > 0$, such that for all $\theta \in \mathcal{T}_0$ and for all $j \in \{1, \dots, \ell\}$ and $k \in \{1, \dots, d\}$, it holds that $\beta_{jk}(\theta) \in (\beta_{jk}(\theta^0) - \varepsilon, \beta_{jk}(\theta^0) + \varepsilon)$ and $\sigma_j^2(\theta) \geq c$. We can now verify the conditions (B1)–(B4).

Assumption (B1) is satisfied by (A3). For every (x, y) , the maps $\kappa \mapsto f(x, y | \kappa)$ are two times continuously differentiable on $\mathbb{R}^p \times (0, \infty)$. Together with (A4), this implies (B2), independently of the choice of \mathcal{T}_0 .

For the proof of (B3)(i)–(ii) we will make use of the following result. Let g be a polynomial of (x, y) of degree at most 4, i.e., a sum of functions on the form $bx_i^r x_k^s y^t$ for some $i, k \in \{1, \dots, p\}$ and $r, s, t \in \{0, \dots, 4\}$ with $r + s + t \leq 4$. Then, for every $\kappa \in \mathcal{K}$, $\int g(|x|, |y|) f(x, y | \kappa) d(x, y) < \infty$, where $|x| = (|x_1|, \dots, |x_p|)$. This result follows from the fact that for every x , $\int |y|^t f(y | x, \kappa) dy$ is a polynomial of $|x|$ of degree t , and the assumption that, for all $j \in \{1, \dots, p\}$, $\mathbb{E}[|X_1^j|^4] < \infty$.

For (B3)(i), we treat all derivatives simultaneously. Let $n \in \{1, 2\}$, $i_1, \dots, i_n \in \{1, \dots, K\}$ and $j \in \{1, \dots, \ell\}$ be fixed. Let $\{g_\theta\}_{\theta \in \mathcal{T}_0}$ be the functions, for all (x, y) and for all $\theta \in \mathcal{T}_0$ defined by

$$\frac{\partial^n}{\partial \theta_{i_1} \dots \partial \theta_{i_n}} f(x, y | \kappa_j(\theta)) = g_\theta(x, y) \exp\left(-\frac{1}{2\sigma_j^2(\theta)}(y - x\beta_j(\theta))^2\right) f(x),$$

(note that $f(x) = 0$ implies $f(x, y | \kappa_j(\theta)) = 0$). Then, for all (x, y) , $\theta \mapsto g_\theta(x, y)$ is continuous, and for all $\theta \in \mathcal{T}_0$, $(x, y) \mapsto g_\theta(x, y)$ is a polynomial of degree at most 4. By the compactness of $\bar{\mathcal{T}}_0$, the closure of \mathcal{T}_0 , and by the continuity of $\theta \mapsto g_\theta(x, y)$, there exists a polynomial g of degree 4, such that, for all (x, y) , $\sup_{\theta \in \mathcal{T}_0} |g_\theta(x, y)| \leq g(|x|, |y|)$.

Consider now a fixed $k \in \{1, \dots, p\}$. By choice of \mathcal{T}_0 , we have that for all x_k and for all $\theta \in \mathcal{T}_0$, it holds that $x_k(\beta_{jk}(\theta^0) - \text{sign}(x_k)\varepsilon) \leq x_k\beta_{jk}(\theta) \leq x_k(\beta_{jk}(\theta^0) + \text{sign}(x_k)\varepsilon)$. By writing $s(x) = (\text{sign}(x_1), \dots, \text{sign}(x_p))$ it follows that for all (x, y) and all $\theta \in \mathcal{T}_0$, $y - x(\beta_j(\theta^0) - \text{diag}(s(x))\varepsilon) \leq y - x\beta_j(\theta) \leq y - x(\beta_j(\theta^0) + \text{diag}(s(x))\varepsilon)$. Consequently, we may for every (x, y) find $s(x, y) \in \{-1, 1\}^p$ (either $s(x)$ or $-s(x)$) such that for all $\theta \in \mathcal{T}_0$,

$$-(y - x\beta_j(\theta))^2 \leq -(y - \underbrace{x(\beta_j(\theta^0) + \text{diag}(s(x, y))\varepsilon)}_{=: \beta_s})^2.$$

By choosing $C > 0$ small enough, it follows that for all (x, y) and for all $\theta \in \mathcal{T}_0$ it holds that

$$\exp\left(-\frac{1}{2\sigma_j^2(\theta)}(y - x\beta_j(\theta))^2\right) \leq \exp(-C(y - x\beta_j(\theta))^2) \leq \sum_{s \in \{-1, 1\}^p} \exp(-C(y - x\beta_s)^2).$$

Since all integrals $\int g(|x|, |y|) \exp(-C(y - x\beta_s)^2) f(x) d(x, y)$, $s \in \{-1, 1\}^p$, are finite, this completes the proof of (B3)(i).

The proof of (B3)(ii) is similar to that of (B3)(i). Fix $n \in \{1, 2\}$, $i_1, \dots, i_n \in \{1, \dots, K\}$ and $j \in \{1, \dots, \ell\}$. Let $\{h_\theta\}_{\theta \in \mathcal{T}_0}$ be the functions, for all (x, y) and for all $\theta \in \mathcal{T}_0$ defined by

$$\frac{\partial^n}{\partial \theta_{i_1} \dots \partial \theta_{i_n}} \log f(x, y | \kappa_j(\theta)) = h_\theta(x, y).$$

Then, for all (x, y) , $\theta \mapsto h_\theta(x, y)$ is continuous, and for all $\theta \in \mathcal{T}_0$, $(x, y) \mapsto h_\theta(x, y)$ is a polynomial of degree at most 2. We can therefore find a dominating polynomial h of degree 2, such that, for all (x, y) , $\sup_{\theta \in \mathcal{T}_0} |h_\theta(x, y)| \leq h(|x|, |y|)$. Since $h(|X_1|, |Y_1|) \in \mathcal{L}^2(\mathbb{P}_0)$, this completes the proof of (B3)(ii).

(B4) is easily verified. Since the support \mathcal{S} of the functions $f(\cdot | \kappa)$ does not depend on κ , it is enough to consider $(x, y) \in \text{int}(\mathcal{S})$. For all $(x, y) \in \text{int}(\mathcal{S})$ and for all $j \in \{1, \dots, \ell\}$, $\theta \mapsto f(x, y | \kappa_j(\theta))$ is bounded from above and bounded away from zero (by choice of \mathcal{T}_0). The function ρ is therefore finite everywhere.

B Concrete parametrizations of the models IID and HMM

Define $\mathcal{G}^{\text{IID}} := [0, 1]^{\ell-1}$ and $\mathcal{G}^{\text{HMM}} := \{\gamma \in [0, 1]^{(\ell-1)\ell} \mid \text{for all } j \in \{1, \dots, \ell\} : \sum_{k=1}^{\ell-1} \gamma_{j\ell+k} \leq 1\}$ and parametrize the transition matrix via the maps $\mathbf{\Gamma}^{\text{IID}} : \mathcal{G}^{\text{IID}} \rightarrow [0, 1]^{\ell \times \ell}$ and $\mathbf{\Gamma}^{\text{HMM}} : \mathcal{G}^{\text{HMM}} \rightarrow [0, 1]^{\ell \times \ell}$, for all $i, j \in \{1, \dots, \ell\}$ given by

$$\mathbf{\Gamma}_{ij}^{\text{IID}}(\gamma) = \begin{cases} \gamma_j & j < \ell \\ 1 - \sum_{k=1}^{\ell-1} \gamma_k & j = \ell \end{cases} \quad \text{and} \quad \mathbf{\Gamma}_{ij}^{\text{HMM}}(\gamma) = \begin{cases} \gamma_{i\ell+j} & j < \ell \\ 1 - \sum_{k=1}^{\ell-1} \gamma_{i\ell+k} & j = \ell. \end{cases}$$

For the regression matrix Θ , we consider the two types of parameter constraints discussed in Section 3.3. For $c > 0$, let $\mathcal{T}^c := (\mathbb{R}^p \times [c, \infty))^\ell$ and $\mathcal{T}^- := \mathbb{R}^{p\ell} \times (0, \infty)$ and parametrize the regression matrix via the maps $\Theta^c : \mathcal{T}^c \rightarrow \mathbb{R}^{p \times \ell}$ and $\Theta^- : \mathcal{T}^- \rightarrow \mathbb{R}^{p \times \ell}$, for all $i \in \{1, \dots, p+1\}$ and $j \in \{1, \dots, \ell\}$ given by

$$\Theta_{ij}^c(\theta) = \theta_{(j-1)(p+1)+i} \quad \text{and} \quad \Theta_{ij}^-(\theta) = \begin{cases} \theta_{(j-1)p+i} & i \leq p \\ \theta_{p\ell+1} & i = p+1. \end{cases}$$

Both of the parameter constraints induced by $(\Theta^c, \mathcal{T}^c)$ and $(\Theta^-, \mathcal{T}^-)$ ensure the existence of the maximum likelihood estimator, see Theorem 1. Since all of the above coordinate mappings are linear in θ and γ , Assumption (A4) in Corollary 1 is satisfied for any pair $(\Theta, \mathbf{\Gamma})$ with $\Theta \in \{\Theta^c, \Theta^-\}$ and $\mathbf{\Gamma} \in \{\mathbf{\Gamma}^{\text{IID}}, \mathbf{\Gamma}^{\text{HMM}}\}$.

References

- P. J. Bickel, Y. Ritov, and T. Ryden. Asymptotic normality of the maximum-likelihood estimator for general hidden markov models. *The Annals of Statistics*, 26(4):1614–1635, 1998.
- C. M. Bishop. *Machine Learning and Pattern Recognition*. Springer, New York, USA, 2006.
- D. M. Chickering. Optimal structure identification with greedy search. *Journal of Machine Learning Research*, 3:507–554, 2002.
- W.-K. Ching and M. K. Ng. *Markov Chains: Models, Algorithms and Applications*. Springer, New York, USA, 2nd edition, 2006.
- T. Claassen, J. M. Mooij, and T. Heskes. Learning sparse causal models is not NP-hard. In *Proceedings of the 29th Annual Conference on Uncertainty in Artificial Intelligence (UAI)*, pages 172–181, 2013.
- J. Cussens. Bayesian network learning with cutting planes. In *Proceedings of the 27th Annual Conference on Uncertainty in Artificial Intelligence (UAI)*, pages 153–160, 2011.
- R. De Veaux. Mixtures of linear regressions. *Computational Statistics & Data Analysis*, 8(3):227–245, 02 1989.
- R. J. Hathaway. A constrained formulation of maximum-likelihood estimation for normal mixture distributions. *The Annals of Statistics*, 13(2):795–800, 1985.
- G. W. Imbens and D. B. Rubin. *Causal Inference for Statistics, Social, and Biomedical Sciences: An Introduction*. Cambridge University Press, New York, USA, 2015.
- D. Janzing, J. M. Mooij, K. Zhang, J. Lemeire, J. Zscheischler, P. Daniusis, B. Steudel, and B. Schölkopf. Information-geometric approach to inferring causal directions. *Artificial Intelligence*, 182-183:1–31, 2012.
- J. L. Jensen and N. V. Petersen. Asymptotic normality of the maximum likelihood estimator in state space models. *The Annals of Statistics*, 27(2):514–535, 1999.
- N. M. Kiefer. Discrete parameter variation: Efficient estimation of a switching regression model. *Econometrica: Journal of the Econometric Society*, 46(2):427–434, 1978.
- M. Koivisto. Advances in exact Bayesian structure discovery in Bayesian networks. In *Proceedings of the 22nd Annual Conference on Uncertainty in Artificial Intelligence (UAI)*, pages 241–248, 2006.
- R. Langrock, T. Kneib, R. Glennie, and T. Michelot. Markov-switching generalized additive models. *Statistics and Computing*, 27(1):259–270, 2017.
- E. L. Lehmann and G. Casella. *Theory of Point Estimation*. Springer Science & Business Media, New York, USA, 2nd edition, 2006.
- B. G. Leroux. Maximum-likelihood estimation for hidden markov models. *Stochastic processes and their applications*, 40(1):127–143, 1992.
- M. H. Maathuis, D. Colombo, M. Kalisch, and P. Bühlmann. Estimating high-dimensional intervention effects from observational data. *The Annals of Statistics*, 37(6A):3133–3164, 2009.
- J. M. Mooij, J. Peters, D. Janzing, J. Zscheischler, and B. Schölkopf. Distinguishing cause from effect using observational data: methods and benchmarks. *Journal of Machine Learning Research*, 17(32):1–102, 2016.

- D. Oakes. Direct calculation of the information matrix via the EM. *Journal of the Royal Statistical Society: Series B (Statistical Methodology)*, 61(2):479–482, 1999.
- J. M. Ogarrio, P. Spirtes, and J. Ramsey. A hybrid causal search algorithm for latent variable models. In *Proceedings of the 8th International Conference on Probabilistic Graphical Models PGM*, pages 368–379, 2016.
- J. Pearl. *Causality: Models, Reasoning, and Inference*. Cambridge University Press, New York, USA, 2nd edition, 2009.
- J. Peters, P. Bühlmann, and N. Meinshausen. Causal inference by using invariant prediction: identification and confidence intervals. *Journal of the Royal Statistical Society: Series B (Statistical Methodology)*, 78(5):947–1012, 2016.
- J. Peters, D. Janzing, and B. Schölkopf. *Elements of Causal Inference: Foundations and Learning Algorithms*. MIT Press, Cambridge, MA, USA, 2017.
- N. Pfister, P. Bühlmann, and J. Peters. Invariant causal prediction for sequential data. *Journal of the American Statistical Association (accepted)*, *arXiv:1706.08058*, 2018.
- M. Sander. Market timing over the business cycle. *Journal of Empirical Finance*, 46:130–145, 2018.
- R. B. Schnabel, J. E. Koonatz, and B. E. Weiss. A modular system of algorithms for unconstrained minimization. *ACM Transactions on Mathematical Software (TOMS)*, 11(4):419–440, 1985.
- E. Sgouritsa, D. Janzing, J. Peters, and B. Schölkopf. Identifying finite mixtures of nonparametric product distributions and causal inference of confounders. In *Proceedings of the 29th Annual Conference on Uncertainty in Artificial Intelligence (UAI)*, pages 556–565, 2013.
- S. Shimizu, P. Hoyer, A. Hyvärinen, and A. J. Kerminen. A linear non-Gaussian acyclic model for causal discovery. *Journal of Machine Learning Research*, 7:2003–2030, 2006.
- T. Silander and P. Myllymak. A simple approach for finding the globally optimal Bayesian network structure. In *Proceedings of the 22nd Annual Conference on Uncertainty in Artificial Intelligence (UAI)*, pages 445–452, 2006.
- R. Silva and Z. Ghahramani. The hidden life of latent variables: Bayesian learning with mixed graph models. *Journal of Machine Learning Research*, 10:1187–1238, 2009.
- R. Silva, R. Scheines, C. Glymour, and P. Spirtes. Learning the structure of linear latent variable models. *Journal of Machine Learning Research*, 7:191–246, 2006.
- P. Spirtes, C. Meek, and T. Richardson. Causal inference in the presence of latent variables and selection bias. In *In Proceedings of 11th Conference on Uncertainty in Artificial Intelligence UAI*, pages 499–506, 1995.
- P. Spirtes, C. Glymour, and R. Scheines. *Causation, Prediction, and Search*. MIT Press, Cambridge, Massachusetts, USA, 2nd edition, 2000.
- B. Steudel, D. Janzing, and B. Schölkopf. Causal Markov condition for submodular information measures. In *Proceedings of the 23rd Annual Conference on Learning Theory (COLT)*, pages 464–476, 2010.
- H. Teicher. Identifiability of finite mixtures. *The Annals of Mathematical Statistics*, 34(4):1265–1269, 1963.

- T. R. Turner. Estimating the propagation rate of a viral infection of potato plants via mixtures of regressions. *Journal of the Royal Statistical Society: Series C (Applied Statistics)*, 49(3):371–384, 2000.
- W. Zucchini, I. L. MacDonald, and R. Langrock. *Hidden Markov Models for Time Series: An Introduction Using R*. CRC Press, Taylor & Francis, Boca Raton, Florida, USA, 2nd edition, 2016.