


# A Simple Primal-Dual Approximation Algorithm for 2-Edge-Connected Spanning Subgraphs

Stephan Beyer<sup>1</sup>

Theoretical Computer Science, Osnabrück University, Germany


stephan.beyer@uni-osnabrueck.de

 0000-0001-5274-0447

Markus Chimani

Theoretical Computer Science, Osnabrück University, Germany


markus.chimani@uni-osnabrueck.de

 0000-0002-4681-5550

Joachim Spoerhase

Lehrstuhl für Informatik I, Universität Würzburg, Germany

joachim.spoerhase@uni-wuerzburg.de

 0000-0002-2601-6452

---

## Abstract

We propose a very simple and natural approximation algorithm for the problem of finding a 2-edge-connected spanning subgraph of minimum edge cost in a graph. The algorithm maintains a spanning forest starting with an empty edge set. In each iteration, a new edge incident to a leaf is selected in a natural greedy manner and added to the forest. If this produces a cycle, this cycle is contracted. This growing phase ends when the graph has been contracted into a single node and a subsequent cleanup step removes redundant edges in reverse order.

We analyze the algorithm using the primal-dual method showing that its solution value is at most 3 times the optimum. This matches the ratio of existing primal-dual algorithms. The latter increase the connectivity in multiple phases, which is a main stumbling block of improving their approximation ratios further. We require only a single growing phase, which may open the door for further ratio improvements. Our algorithm is conceptually simpler than the known approximation algorithms. It works in  $\mathcal{O}(nm)$  time without data structures more sophisticated than arrays, lists, and graphs, and without graph algorithms beyond depth-first search.

**2012 ACM Subject Classification** Mathematics of computing → Approximation algorithms, Mathematics of computing → Paths and connectivity problems

**Keywords and phrases** network design, 2-edge-connected, primal-dual, approximation algorithm

## 1 Introduction

An undirected multigraph  $G = (V, E)$  with  $n := |V|$ ,  $m := |E|$ , is *2-edge-connected* if for every edge  $e \in E$  the graph  $G - e := (V, E \setminus \{e\})$  is connected. The *minimum 2-edge-connected spanning subgraph* problem (2ECSS) is defined as follows: Given a 2-edge-connected undirected multigraph  $G = (V, E)$  with edge costs  $c: E \rightarrow \mathbb{R}_{\geq 0}$ , find an edge subset  $E' \subseteq E$  of minimum cost  $c(E') := \sum_{e \in E'} c(e)$  such that  $G' = (V, E')$  is 2-edge-connected. Observe that any edge of  $G$  may only be used once in  $G'$ ;  $G$  may contain multiple distinct edges connecting the same node pair, in which case  $G'$  may pick several of them. 2ECSS is a fundamental NP-hard network design problem that arises naturally in the planning of infrastructure where one wants to guarantee a basic fault tolerance.

---

<sup>1</sup> Supported by the German Research Foundation (DFG), project CH 897/3-1.

**Related work.** Some algorithms mentioned below also work not only for 2ECSS but also for higher edge connectivity. Since we are interested in the former, we describe these results in that context. We restrict our attention to algorithms able to work on general edge costs.

The first algorithms [1, 6] yield 3-approximations by using a minimum spanning tree in  $G$  and augmenting it to become 2-edge-connected. The factor 3 is based on a 2-approximation for the latter problem (often called *weighted tree augmentation*). The algorithm of [1] runs in  $\mathcal{O}(n^2)$  time and that of [6] in  $\mathcal{O}(m + n \log n)$ .

In [7], a 2-approximation algorithm is obtained by reducing the problem to a weighted matroid intersection problem that can be solved in time  $\mathcal{O}(n(m + n \log n) \log n)$  [2]. The 2-approximation algorithm in [5] is based on iterative rounding of solutions to a linear programming formulation that we will see in a later section. On the negative side, no algorithm with factor better than 2 is known.

Besides the algorithms mentioned above, there is a separate history of applying the primal-dual method. The basic idea of a primal-dual algorithm is that a feasible solution to the dual of the aforementioned linear program is computed and this process is exploited to compute an approximate primal solution. There are several primal-dual 3-approximation algorithms [3, 4, 8, 9, 11] with the best running time being  $\mathcal{O}(n^2 + n\sqrt{m \log \log n})$ . All algorithms grow a solution in two phases: they first obtain a spanning tree, and then augment that tree to be 2-edge-connected. Then, unnecessary edges are deleted in a cleanup phase to obtain minimality. Most algorithms are algorithmically complex and, for example, require solving multiple network flow problems.

**Contribution.** We present a *simple* 3-approximation algorithm, analyzed using primal-dual techniques, that finds a minimal 2-edge-connected spanning subgraph on general edge costs.

In comparison to the other primal-dual algorithms, we grow the solution in a single phase, i.e, we omit obtaining an intermediate spanning tree. The seemingly new conceptual idea is to modify the classical synchronized primal-dual scheme by growing the solution only at leaves of the current solution. We contract arising 2-edge-connected components on the fly. While the achievable approximation ratios by two-phase growing schemes seem to stagnate at ratio 3, our algorithmic framework may offer potential, or at least new insight, for further improvements, despite the fact that we currently can only use it to match the known approximation guarantees.

Moreover, our algorithm is conceptually simpler than the aforementioned approximation algorithms. Our algorithm requires only trivial data structures (arrays, lists, and graphs) and no graph algorithms beyond depth-first search. It runs in  $\mathcal{O}(nm)$  time.

**Preliminaries.** We always consider an undirected multigraph  $G = (V, E)$  with *nodes*  $V$  and *edges*  $E$ . For each  $e \in E$ , let  $V(e) := \{v, w\}$  to be the two nodes incident to  $e$ . We may describe subgraphs of  $G$  simply by their (inducing) edge subset  $H \subseteq E$ . By  $V(H) := \bigcup_{e \in H} V(e)$  we denote the set of nodes spanned by the edges of  $H$ . For each  $v \in V(H)$ , let  $\delta_H(v) := \{e \in H \mid v \in V(e)\}$  be the edges incident to  $v$ . For any  $S \subsetneq V(H)$ , let  $\delta_H(S) := \{e \in H \mid V(e) = \{u, v\}, u \in S, v \notin S\}$ . The *degree*  $\deg_H(v) := |\delta_H(v)|$  of  $v \in V$  in  $H$  is the number of incident edges of  $v$  in  $H$ .

A *path*  $P$  of *length*  $k \geq 0$  is a subgraph with  $P = \{e_1, \dots, e_k\}$  such that there is an orientation of its edges where the head of  $e_i$  coincides with the tail of  $e_{i+1}$  for  $i < k$ . In such an orientation, let  $u$  be the tail of  $e_1$  and  $v$  the head of  $e_k$ . We call  $u$  and  $v$  the *endpoints* of  $P$  and  $P$  a  *$u$ - $v$ -path* (or, equivalently, a *path between  $u$  and  $v$* ). Observe that our definition of paths allows nodes but not edges to repeat (due to set notation). A path  $P$  is *simple* iff

$\deg_P(v) \leq 2$  for all  $v \in P$ . For a simple  $u$ - $v$ -path  $P$ , we call  $V(P) \setminus \{u, v\}$  the *inner nodes* of  $P$ . We call a path *closed* if both endpoints coincide (i.e., if it is a  $u$ - $v$ -path with  $u = v$ ), and *open* otherwise. A *cycle* is a closed path of length at least 2. We say two paths  $P_1, P_2$  are *disjoint* iff  $P_1 \cap P_2 = \emptyset$ , i.e., they do not share a common edge (they may share nodes).

Let  $G$  be 2-edge-connected. An edge  $e \in E$  is *essential* if and only if  $E \setminus \{e\}$  is not 2-edge-connected; it is *nonessential* otherwise. An *ear* is a simple path  $P$  of length at least 1 such that  $E \setminus P$  is 2-edge-connected.

For any function  $f: A \rightarrow B$  and any  $A' \subseteq A$ , we denote by  $f(A') := \{f(a) \mid a \in A'\}$  the image of  $A'$  under  $f$  (unless otherwise stated). We also define  $f^{-1}(b) := \{a \in A \mid f(a) = b\}$ .

**Organization of the paper.** Although our algorithm turns out to be surprisingly simple, the analysis is more involved. In Section 2, we will describe the algorithm, show its approximation ratio (under the assumption that a particular *leaf-degree property*, which may be of independent interest, holds in every step of the algorithm) and time complexity. The technical proof of the leaf-degree property is deferred to Section 3, where it is shown independently (also to simplify the required notation).

## 2 The Algorithm

Given a (multi-)graph  $G = (V, E)$  with cost function  $c: E \rightarrow \mathbb{R}_{\geq 0}$ , the main *grow phase* of our algorithm selects edges  $T \subseteq E$  such that  $T$  is spanning and 2-edge-connected, but not necessarily minimal. Afterwards, a trivial *cleanup phase* considers the selected edges  $T$  in reverse order of their selection in the grow phase and removes an edge  $e$  from  $T$  if current  $T$  remains 2-edge-connected without  $e$ . The resulting edge set  $\bar{T} \subseteq T$  constitutes the solution.

The heart of the algorithm is thus the grow phase. It performs several *grow steps*, in each of which we add one edge to our initially empty set  $T$ . In order to decide which edge to pick next, we consider *reduced costs*  $r: E \rightarrow \mathbb{R}_{\geq 0}$  which are initially  $c$ . Furthermore, our algorithm keeps track of a forest  $F = (V_F, E_F)$ , whose nodes describe a partition of  $V$ . Initially, each node of  $V$  is in its own unique partition set, i.e.,  $|V_F| = |V|$ . In later iterations we will merge partition sets (nodes of  $V_F$ ) if the corresponding nodes in  $V$  form a 2-edge-connected subgraph in  $T$ . Emerging self-loops will be removed. Each edge in  $E_F$  represents an edge of  $T$  that is not yet part of a cycle; initially we have  $E_F = \emptyset$ . The grow phase terminates once  $|V_F| = 1$ , i.e., all vertices of  $V$  are in a common 2-edge-connected component.

Let  $L := \{v \in V_F \mid \deg_F(v) \leq 1\}$  be the set of leaves (including isolated nodes) in  $F$ . For any node  $w \in V$ , we denote the unique corresponding node in  $F$  by  $F(w)$ . For any edge  $e \in E$  with  $V(e) = \{s, t\}$ , let  $\ell_e := |\{F(s), F(t)\} \cap L|$  be the number of leaves its corresponding edge is attached to in  $F$ . An edge  $e \in E \setminus T$  is *eligible* if  $\ell_e \geq 1$  and its endpoints  $s, t$  are in distinct partition sets, i.e.,  $F(s) \neq F(t)$ . In each grow step we perform the following substeps:

1. Choose the smallest  $\Delta \in \mathbb{R}_{\geq 0}$  such that there is an eligible edge  $\tilde{e}$  with  $r(\tilde{e}) = \ell_{\tilde{e}}\Delta$ .
2. For each eligible edge  $e$ , decrease  $r(e)$  by  $\ell_e\Delta$ .
3. Add  $\tilde{e}$  to  $T$ .
4. Let  $V(\tilde{e}) = \{s, t\}$ . Insert an edge between  $F(s)$  and  $F(t)$  into  $F$ . If this closes a cycle, instead merge the nodes on the  $F(s)$ - $F(t)$ -path in  $F$ .

This describes the whole grow phase. We simultaneously reduce the costs of all eligible edges, but only so far that the reduced cost of the next picked edge  $\tilde{e}$  becomes zero, and no reduced costs become negative. The central idea—in contrast to several other primal-dual approaches—is to only grow the solution with edges that are currently attached to leaves. This is also a main difference to the *second* phase suggested in [8], which on first sight looks

somewhat similar (but leads to very different proof strategies). In particular, our approach can directly attack the 2-edge-connected subgraph in a single phase, instead of a multi-phase growing procedure where each phase has to consider distinct objectives and rules.

## 2.1 Time Complexity

Recall that  $n = |V|$ ,  $m = |E|$ ,  $m \geq n$ . We store the graphs  $G$  and  $F$  naturally using the adjacency list representation. All nodes and edges have indices within  $I := \{0, \dots, n-1\}$  and  $\{0, \dots, m-1\}$ , respectively, in order to use them as array indices. We store  $T$  as a list or array, and  $r$  as an array. In order to map node partitions in  $G$  to nodes in  $F$ , we use a trivial array-based union-find data structure, as described in the following. Let  $V = \{v_i\}_{i \in I}$ . For each vertex  $v_j$ , we store  $p_j \in I$  as the index of its partition, and for each  $i \in I$  we store a partition set  $S_i$  as a list of nodes. Observe that  $p_j$  and  $S_i$  model functions  $F(\cdot)$  and  $S(\cdot)$  from above, respectively. Initially, we set  $p_j := j$  and  $S_i := \langle v_i \rangle$  for all  $i, j \in I$ . Hence, `find`( $v_j$ ) returns  $p_j$  in constant time, and `union`( $i_1, i_2, \dots$ ) requires  $\mathcal{O}(n)$  time to concatenate the partition lists to a larger  $S_{i_1}$  and update  $p_j := i_1$  for all involved nodes  $v_j$ .

► **Theorem 1.** *The running time of the algorithm is  $\mathcal{O}(nm)$  using only arrays and lists.*

**Proof.** The grow and the cleanup phase take  $\mathcal{O}(nm)$  and  $\mathcal{O}(n^2)$  time, respectively:

Clearly, the initialization of all data structures takes  $\mathcal{O}(m)$  time. In each grow step, we add an edge to  $T$ . For each such edge we either add a corresponding edge to  $F$  or perform a merge in  $F$ . The edges  $T_1 \subset T$  for the former case form a tree, since any cycle would lead to a contraction. The edges  $T_2 = T \setminus T_1$  for the latter case each lead to a shrinking of  $|V_F|$ . We thus have  $|T_1|, |T_2| < n$  and there are  $\mathcal{O}(n)$  grow steps.

Consider any grow step. We compute  $\Delta$  and the corresponding edge  $\tilde{e}$  in substep 1 as  $\min\{\frac{r(e)}{\ell_e} \mid e \text{ is an eligible edge}\}$  in  $\mathcal{O}(m)$  time. Substep 2 has at most  $m$  iterations where each iteration can be performed in constant time. Observe that checking eligibility requires the `find`() operation. Substep 3 needs constant time (worst-case for a list, amortized for a dynamic array). Substep 4 can find an  $s$ - $t$ -path  $P$  in  $F$  (or determine that it does not exist) in  $\mathcal{O}(n)$  time using a depth-first search. Inserting an edge into  $F$  takes constant time. A contraction of a path is performed by a single `union`() in  $\mathcal{O}(n)$  time. The runtime for the grow phase follows.

$T$  consists of  $\mathcal{O}(n)$  edges. For any 2-edge-connected graph  $H = (V_H, E_H)$ , we can check if an edge  $e \in E_H$  with  $V(e) = \{s, t\}$  is essential in  $\mathcal{O}(|E_H|)$  time using a simplified version of the classical 2-connectivity test: Perform a depth-first search in  $H - e$  starting at  $s$  to compute the DFS indices for each node. Using a single bottom-up traversal, compute  $\text{low}(u)$  for each  $u \in V_H$  where  $\text{low}(u)$  represents the node with the smallest DFS index reachable from  $u$  by using only edges in the DFS tree to higher DFS indices, and at most one edge not in the DFS tree. Now set  $v := t$  and iteratively go to  $v := \text{low}(v)$  until  $v = \text{low}(v)$ . Clearly, there is a cycle in  $H - e$  containing  $s$  and  $t$  iff  $v = s$ ; otherwise  $e$  is essential. The runtime for the cleanup phase follows. ◀

Note that if we would use an ‘optimal’ union-find data structure [10] with `union`() and `find`() taking  $\mathcal{O}(1)$  and amortized  $\mathcal{O}(\alpha(n))$  time, respectively, the grow phase would need  $\mathcal{O}(nm\alpha(n))$  time, where  $\alpha$  is the inverse Ackermann function.

## 2.2 Analysis of the Approximation Ratio

We analyze the approximation ratio using the primal-dual method. Let  $\mathcal{S} := 2^V \setminus \{\emptyset, V\}$  and  $\mathcal{S}_e := \{S \in \mathcal{S} \mid e \in \delta_G(S)\}$  for any  $e \in E$ . Consider the basic integer program for 2ECSS:

$$\text{minimize } \sum_{e \in E} c(e)x_e \quad (1)$$

$$\sum_{e \in \delta_G(S)} x_e \geq 2 \quad \forall S \in \mathcal{S} \quad (2)$$

$$x_e \in \{0, 1\} \quad \forall e \in E. \quad (3)$$

For its linear relaxation, (3) is substituted by  $0 \leq x_e \leq 1$  for every  $e \in E$ . Its dual is

$$\text{maximize } 2 \sum_{S \in \mathcal{S}} y_S - \sum_{e \in E} z_e \quad (4)$$

$$\sum_{S \in \mathcal{S}_e} y_S - z_e \leq c(e) \quad \forall e \in E \quad (5)$$

$$y_S \geq 0 \quad \forall S \in \mathcal{S} \quad (6)$$

$$z_e \geq 0 \quad \forall e \in E. \quad (7)$$

We show that our algorithm implicitly constructs a solution  $(\bar{y}, \bar{z})$  to the dual program. For any node  $v \in V_F$ , let  $S(v)$  be the corresponding node subset of  $V$ . Similarly, for any edge  $e' \in E_F$ , let  $G(e')$  denote the corresponding edge in  $G$ .

► **Lemma 2.** *The grow phase constructs a feasible solution to the dual problem implicitly as follows. Initially, all  $\bar{y}$  and  $\bar{z}$  values are zero. Consider any grow step. Let  $(\bar{y}, \bar{z})$  denote the solution before and  $(\bar{y}', \bar{z}')$  the solution after the grow step. We have, for each  $v \in V_F$ ,*

$$\bar{y}'_{S(v)} := \begin{cases} \bar{y}_{S(v)} + \Delta & \text{if } v \in L \\ \bar{y}_{S(v)} & \text{otherwise,} \end{cases}$$

$$\bar{z}'_e := \begin{cases} \bar{z}_e + \Delta & \text{if } v \in L \text{ and there is an } e' \in \delta_F(v) \text{ with } e = G(e') \\ \bar{z}_e & \text{otherwise.} \end{cases}$$

**Proof.** To show that the constructed solution is feasible, we show that in any grow step  $(\bar{y}, \bar{z})$  satisfies  $r(e) = c(e) - \sum_{S \in \mathcal{S}_e} \bar{y}_S + \bar{z}_e$  (that is, the right-hand side minus the left-hand side of (5)) and  $r(e) \geq 0$ . Initially,  $(\bar{y}, \bar{z}) = 0$  matches the initialization  $r := c$ .

Now consider any grow step with  $\bar{y}, \bar{z}, \bar{y}', \bar{z}'$  as given in the claim of this lemma. The claim is trivial for  $v \notin L$ . Hence consider  $v \in L$  and any  $e \in \delta_G(S(v))$ . Note that then  $e$  is eligible iff it is not in  $T$ . For the left-hand side of (5), we have  $\sum_{S \in \mathcal{S}_e} \bar{y}_S - \bar{z}_e = \sum_{S \in \mathcal{S}_e} \bar{y}'_S - \bar{z}_e - \Delta$  by  $\bar{y}'_{S(v)} = \bar{y}_{S(v)} + \Delta$ . This coincides with  $\sum_{S \in \mathcal{S}_e} \bar{y}'_S - \bar{z}'_e$  if  $e$  is not eligible (by  $\bar{z}'_e = \bar{z}_e + \Delta$ ), and with  $\sum_{S \in \mathcal{S}_e} \bar{y}'_S - \bar{z}'_e - \Delta$  if  $e$  is eligible (by  $\bar{z}'_e = \bar{z}_e$ ). This change is reflected exactly by substep 2: if  $e$  is eligible, the reduced cost is reduced by  $\ell_e \Delta$  (i.e., by  $\Delta$  for each leaf incident to the corresponding edge in  $F$ ), otherwise it remains unchanged.

Consider any  $e \in E$  and assume by contradiction that  $r(e) < 0$ . Let  $r$  denote the reduced costs before and  $r'$  after substep 2. Consider the grow step with  $r(e) \geq 0$  and  $r'(e) < 0$ . Let  $\tilde{e}$  with  $r(\tilde{e}) = \ell_e \Delta$  be the eligible edge chosen in substep 1. By  $r'(e) := r(e) - \ell_e \Delta$  we get  $r(e) < \ell_e \Delta$ , which contradicts the choice of  $\tilde{e}$  in substep 2. ◀

Consider our algorithmic solution. Let  $F^i = (V^i, E_F^i)$  be the forest before the  $i$ -th grow step. Recall that  $\bar{T}$  are the solution edges, remaining after the cleanup phase. Let

$\bar{G}^i = (V^i, \bar{T}^i)$  be the graph that has an edge between  $F(s)$  and  $F(t)$  for each edge  $e \in \bar{T}$ ,  $V(e) = \{s, t\}$ . In other words,  $\bar{T}^i$  are the edges corresponding to  $\bar{T}$  when mapped into the node partition defined by  $F^i$ . Let  $L^i := \{v \in F^i \mid \deg_{F^i}(v) \leq 1\}$ . We partition  $L^i$  into the set  $L_0^i := \{v \in L^i \mid \deg_{F^i}(v) = 0\}$  of isolated nodes in  $F^i$ , the set  $L_1^i := \{v \in L^i \mid \deg_{F^i}(v) = 1, \delta_{F^i}(v) \subseteq \bar{T}^i\}$  of degree-1 nodes in  $F^i$  incident to an edge in the contracted solution  $\bar{T}^i$ , and the set  $L_2^i := \{v \in L^i \mid \deg_{F^i}(v) = 1, \delta_{F^i}(v) \cap \bar{T}^i = \emptyset\}$  of the degree-1 nodes in  $F^i$  incident to an edge in  $E^i \setminus \bar{T}^i$ , i.e., not being in the contracted solution.

► **Lemma 3.** *For each  $i$ , every edge  $e \in \bar{T}^i \setminus E_F^i$  is essential in  $(V^i, \bar{T}^i \cup E_F^i)$ .*

**Proof.** First observe that for a cycle  $Q$  in a 2-edge-connected graph  $H$ , an edge  $e \notin Q$  is essential in  $H$  iff  $e$  is essential in  $H$  after contracting  $Q$ .

The claim holds trivially for the single-node forest (i.e., after the last grow step). Consider any  $i$  where we have that every edge  $e \in \bar{T}^{i+1} \setminus E_F^{i+1}$  is essential in  $(V^{i+1}, \bar{T}^{i+1} \cup E_F^{i+1})$ . In the  $i$ -th grow step, we insert an edge  $e \in \bar{T}^i \setminus E_F^i$  into  $F^i$  or possibly contract an emerging cycle. In any way,  $e \notin \bar{T}^{i+1} \setminus E_F^{i+1}$ . By induction, all edges  $\bar{T}^i \setminus (E_F^i \cup \{e\})$  are essential. If  $e$  was nonessential, the cleanup phase would remove  $e$  in its (in reverse order)  $i$ -th step. ◀

► **Lemma 4 (Leaf-Degree Property).** *We have  $\sum_{v \in L^i} \deg_{\bar{G}^i}(v) \leq 3(|L^i| + |L_0^i|) + |L_1^i|$ .*

For our approximation result, we require the above lemma. Its proof is highly non-trivial and may be of independent interest. We thus defer its presentation, together with all the required notations and further definitions, to Section 3. There, we will restate the lemma in more general terms as Theorem 6.

► **Theorem 5.** *The solution obtained by our algorithm is within three times the optimum.*

**Proof.** Let  $(\bar{y}, \bar{z})$  be the dual solution our algorithm produces implicitly, as described by Lemma 2, with dual solution value  $B$ . On the other hand,  $\bar{T}$  is called our primal solution. Note that for all edges  $e \in \bar{T}$ , we have  $r(e) = 0$ , i.e., their constraints (5) are tight. Hence we can rewrite our primal solution value

$$c(\bar{T}) = \sum_{e \in \bar{T}} c(e) = \sum_{e \in \bar{T}} \left( \sum_{S \in \mathcal{S}_e} \bar{y}_S - \bar{z}_e \right) = \sum_{S \in \mathcal{S}} \deg_{\bar{T}}(S) \bar{y}_S - \sum_{e \in \bar{T}} \bar{z}_e.$$

We prove a 3-approximation by showing that  $c(\bar{T}) \leq 3B$  after the last grow step, i.e.,

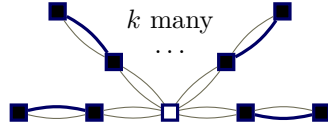
$$\sum_{S \in \mathcal{S}} \deg_{\bar{T}}(S) \bar{y}_S - \sum_{e \in \bar{T}} \bar{z}_e \leq 3 \left( \sum_{S \in \mathcal{S}} 2\bar{y}_S - \sum_{e \in E} \bar{z}_e \right),$$

or equivalently

$$\sum_{S \in \mathcal{S}} \deg_{\bar{T}}(S) \bar{y}_S \leq 6 \sum_{S \in \mathcal{S}} \bar{y}_S - 2 \sum_{e \in \bar{T}} \bar{z}_e - 3 \sum_{e \in E \setminus \bar{T}} \bar{z}_e. \quad (8)$$

Let  $(\bar{y}^i, \bar{z}^i)$  be the dual solution computed prior to the  $i$ -th grow step. We show that (8) holds after each grow step. Observe that (8) trivially holds initially since all values  $(\bar{y}^0, \bar{z}^0)$  are zero, and assume it holds for  $(\bar{y}^i, \bar{z}^i)$ . We look at the increase of the left-hand side and right-hand side of (8) when adding an edge to  $F^i$ . Let  $\Delta$  be the value computed in substep 1. By Lemma 2, we have  $\bar{y}_{S(v)}^{i+1} = \bar{y}_{S(v)}^i + \Delta$  for all  $v \in L^i$  and  $\bar{z}_e^{i+1} = \bar{z}_e^i + \Delta$  for all  $e \in L_1^i \cup L_2^i$ . To prove that (8) remains to hold, we show that  $\sum_{v \in L^i} \deg_{\bar{G}^i}(v) \Delta \leq 6 \sum_{v \in L^i} \Delta - 2 \sum_{v \in L_1^i} \Delta - 3 \sum_{v \in L_2^i} \Delta$ . After dividing by  $\Delta$  and since  $|L^i| = |L_0^i| + |L_1^i| + |L_2^i|$ , the right-hand side simplifies to  $6|L^i| - 2|L_1^i| - 3|L_2^i| = 6|L_0^i| + 4|L_1^i| + 3|L_2^i| = 3(|L^i| + |L_0^i|) + |L_1^i|$ , i.e., we have Lemma 4. ◀





$$\begin{aligned}\sum_{v \in L} \deg_{E'}(v) &= 2k + 4k + 2k = 8k \\ |L_0| &= 1, |L_1| = 2k, |L_2| = 0 \\ 3(|L| + |L_0|) + |L_1| &= 8k + 2\end{aligned}$$

■ **Figure 1** An example showing that the leaf-degree property is tight for  $k \rightarrow \infty$ . All edges are in  $E = E'$ , thick edges in  $F \subseteq E$ . The (white) center node is in  $L_0$ , the others in  $L_1$ .

### 3 The Leaf-Degree Property

► **Theorem 6** (Reformulation of Lemma 4). *Let  $G = (V, E)$  be a 2-edge-connected graph and  $E'$  a minimal 2-edge-connected spanning subgraph in  $G$ . Let  $F \subseteq E$  be a forest in  $G$  such that each edge  $e \in E' \setminus F$  is essential in  $E' \cup F$ . Let  $L_0 := V \setminus V(F)$ ,  $L_1 := \{v \in V(F) \mid \deg_F(v) = 1, \delta_F(v) \subseteq E'\}$ ,  $L_2 := \{v \in V(F) \mid \deg_F(v) = 1, \delta_F(v) \cap E' = \emptyset\}$ , and  $L := L_0 \cup L_1 \cup L_2$ . We have  $\sum_{v \in L} \deg_{E'}(v) \leq 3(|L| + |L_0|) + |L_1|$ .*

This section proves this theorem. Figure 1 illustrates an example where the left-hand side approaches the right-hand side. Throughout this section, we will use the following convention: We call the nodes in  $L$  *leaves*. For any subforest  $F' \subseteq F$ , let  $L(F') := L \cap V(F')$ . Note that by definition, the term *leaf* always refers to degree-1 nodes in  $F$  and to nodes not in  $F$ . This is quite natural since  $E$  and  $E'$  do not contain any degree-1 nodes. Likewise, we use the term *component* for a connected component in  $F$  since  $E$  and  $E'$  consist of one connected component only. Hence these two terms only make sense in the context of  $F$ .

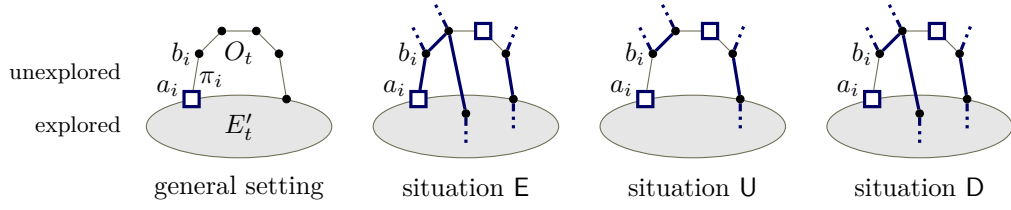
We consider an *ear decomposition* of  $E'$ , that is, we consider an ordered partition of  $E'$  into disjoint edge sets  $O_0, O_1, \dots$  where  $O_0$  is a simple cycle and where  $O_t$  for  $t \geq 1$  is a simple  $u$ - $v$ -path with  $V(O_t) \cap \bigcup_{i=0}^{t-1} V(O_i) = \{u, v\}$ . Such an ear decomposition exists since  $E'$  is 2-edge-connected. Note that every ear  $O_t$  has at least one inner node since it would otherwise only consist of a single edge which would be nonessential in  $E'$ . Let  $E'_t := \bigcup_{i=0}^{t-1} O_i$  be the subgraph of  $E'$  that contains the first  $t$  ears of the ear sequence.

We interpret the ear decomposition as a sequential procedure. We say  $O_t$  is added to  $E'_t$  at *time*  $t$ . For  $t_2 > t_1 \geq 1$ , the ear  $O_{t_1}$  appears *earlier* than  $O_{t_2}$ , and  $O_{t_2}$  appears *later* than  $O_{t_1}$ . At any time  $t$ , we call a node  $v$  *explored* if  $v \in V(E'_t)$ , otherwise it is *unexplored*; we call a component *discovered* if it contains an explored node, otherwise it is *undiscovered*. Observe that the inner nodes  $v$  of  $O_t$  are not yet explored at time  $t$ . We define  $\theta(v) := t$  as the time when  $v$  will become explored. Clearly, we have  $\theta(v) := 0$  for all nodes  $v \in O_0$ .

The basic idea of our proof is to use the ear sequence to keep track of  $\deg_{E'}(v)$  for  $v \in L$  via a charging argument. Consider any  $t \geq 1$ . An inner (and thus unexplored) node of  $O_t$  might be in  $L$ . Every such leaf has a degree of 2 in  $E'_{t+1}$ . However, the endpoints of  $O_t$  may be explored leaves whose degrees increase in  $E'_{t+1}$ . We tackle this problem by assigning this increase to other leaves and making sure that the total assignment to each leaf is bounded.

Let  $\Pi$  be the set of all edges in  $E'$  that are incident to a leaf that is simultaneously an endpoint of some ear  $O_t$ . We denote the edges in  $\Pi$  by  $\pi_1, \dots, \pi_{|\Pi|}$  in increasing time of their ears, i.e., for  $\pi_i \in O_t, \pi_j \in O_{t'}$  with  $i < j$  we have  $t \leq t'$ . We say  $i$  is the *index* of edge  $\pi_i \in \Pi$ . To be able to refer to the nodes  $V(\pi_i) = \{a_i, b_i\}$  by index, we define  $a_i$  as the endpoint and  $b_i$  as the inner node of the ear containing  $\pi_i$ . Note that there might be distinct  $\pi_i, \pi_j \in \Pi$  with  $\theta(b_i) = \theta(b_j)$  if both  $a_i$  and  $a_j$  are leaves (with possibly even  $b_i = b_j$ ). By  $C_i$  we denote the component that contains  $b_i$ .

For any index  $i$ , we may have: *situation E* if  $\pi_i$  is an element of  $F$ , *situation U* if  $\pi_i \notin F$  and  $C_i$  is undiscovered, and *situation D* if  $\pi_i \notin F$  and  $C_i$  is discovered, c.f. Figure 2.



■ **Figure 2** Illustration of the general setting for an ear  $O_t$  and a  $\pi_i \in \Pi$  with  $\theta(b_i) = t$ , and examples of situations E, U, and D. Thick edges are in  $F$ , rectangular nodes in  $L$ .

We will assign the degree increments of  $a_i$  to other leaves by some charging scheme  $\chi$ , which is the sum of several distinct charging schemes. The precise definition of these (sub)schemes is subtle and necessarily intertwined with the analysis of the schemes' central properties. Thus we will concisely define them only within the proofs of Lemmata 7 and 8 below. We call a leaf *charged* due to a specific situation if that situation applied at the time when the increment was assigned to the leaf. Let  $\chi_E, \chi_U, \chi_D: L \rightarrow \mathbb{N}$  be the overall charges (on a leaf) due to situation E, U, D, respectively. The leaf-degree property will follow by observing that no leaf is charged too often by these different chargings.

► **Lemma 7.** *We can establish a charging scheme  $\chi_E$  such that we guarantee  $\chi_E(v) \leq 1$  if  $v \in L_1$  and  $\chi_E(v) = 0$  if  $v \in L_0 \cup L_2$ .*

**Proof.** Consider situation E occurring for index  $i$ . Since  $\pi_i \in F$ , we have  $a_i \in L_1$ . Assume situation E occurs for another index  $j \neq i$  such that  $a_i = a_j$ . This yields  $\pi_i, \pi_j \in F$  which contradicts that  $a_i$  is a leaf. Hence the claim follows by setting  $\chi_E(a_i) = 1$ . ◀

► **Lemma 8.** *We can establish charging schemes  $\chi_U, \chi_D$  such that we guarantee  $\chi_U(v) + \chi_D(v) \leq 2$  if  $v \in L_0$  and  $\chi_U(v) + \chi_D(v) \leq 1$  if  $v \in L_1 \cup L_2$ .*

The proof is rather technical and will be proven in the following subsection.

**Proof of Theorem 6.** Let  $v \in L$  be any leaf. The charging of  $v$  during the whole process is  $\chi(v) := 2 + \chi_E(v) + \chi_U(v) + \chi_D(v)$  where the 2 comes from an implicit charging of the degree of  $v$  when  $v$  is discovered. By Lemmata 7 and 8, we obtain  $\chi(v) \leq 4$  for  $v \in L_0$ ,  $\chi(v) \leq 4$  for  $v \in L_1$ , and  $\chi(v) \leq 3$  for  $v \in L_2$ . This yields  $\sum_{v \in L} \deg_{E'}(v) \leq 4|L_0| + 4|L_1| + 3|L_2| \leq 3(|L| + |L_0|) + |L_1|$ . ◀

### 3.1 Proof of Lemma 8

We first introduce some notation in order to show Lemma 8. For any subforest  $F' \subseteq F$  and  $S \in \{U, D\}$ , let  $\Pi^S(F') := \{\pi_j \in \Pi \mid \text{situation } S \text{ applies for } j \text{ with } b_j \in V(F')\}$ . Let  $a^S(F') := \{a_j \mid \pi_j \in \Pi^S(F')\}$ . For any subgraph  $H$  in  $G$  and two (not necessarily distinct) nodes  $x_1, x_2 \in V(H)$  we define  $H[x_1 \sim x_2]$  to be the set of all paths in  $H$  between  $x_1$  and  $x_2$ . Consider nodes  $w_0, w_1, \dots, w_k \in V$  for some  $k \in \mathbb{N}$  and a collection  $\mathcal{P}_1, \dots, \mathcal{P}_k$  of  $w_{j-1}$ - $w_j$ -paths, that is,  $\mathcal{P}_j \subseteq G[w_{j-1} \sim w_j]$  for  $j = 1, \dots, k$ . Then let  $\langle \mathcal{P}_1, \dots, \mathcal{P}_k \rangle$  denote the set of all  $w_0$ - $w_k$ -paths that are the concatenation of  $k$  (necessarily) pairwise disjoint paths  $P_1, \dots, P_k$  with  $P_j \in \mathcal{P}_j$  for  $j = 1, \dots, k$ . For notational simplicity, we may also use single paths and single edges as sets  $\mathcal{P}_j$ . Note that  $\langle E'_t[x_1 \sim a_i], E'_t[a_i \sim x_2] \rangle \neq \emptyset$  for nodes  $x_1, x_2 \in V(E'_t)$ , which follows from the well-known fact that any 2-edge-connected graph contains two disjoint  $u$ - $v$ -paths for all nodes  $u, v$ .



The below proofs of our auxiliary lemmas will use the following reasoning. We will determine an edge  $\pi_j \in \Pi \setminus F$  and a set of paths  $\mathcal{P}$  such that there is a cycle  $Q \in \mathcal{P}$  with  $V(\pi_j) \subseteq V(Q)$ , and  $\pi_j \notin Q$ . Since  $\pi_j \notin F$ , we say that  $(j, \mathcal{P})$  is a *cycle witness* that contradicts our assumption that every edge in  $E' \setminus F$  is essential in  $E' \cup F$ .

► **Lemma 9.** *Let  $\pi_i \in \Pi^D(F)$  and  $t := \theta(b_i)$ . There are no two disjoint paths in  $C_i$  between  $b_i$  and explored nodes. Moreover, there is at least one unexplored leaf in  $C_i$ .*

**Proof.** Assume there are two disjoint paths  $P_1, P_2$  between  $b_i$  and explored nodes  $w_1, w_2 \in V(E'_t)$ , respectively. We can w.l.o.g. assume that  $P_1, P_2$  do not contain explored nodes other than  $w_1, w_2$ , respectively. Then  $(i, \langle P_1, E'_t[w_1 \sim a_i], E'_t[a_i \sim w_2], P_2 \rangle)$  is a cycle witness.

The second claim follows directly as  $b_i$  is either an unexplored leaf itself or there is a path to another leaf that must be unexplored by the first claim. ◀

Consider component  $C_i$  for  $\pi_i \in \Pi^D(F)$ . Based on the above lemma, we define  $\bar{C}_i$  as the unique path in  $(C_i \setminus E'_t)[b_i \sim y]$  where  $y \in V(E'_t) \cap V(C_i)$  is an explored node. Furthermore, let  $C_i^*$  be the component in  $C_i \setminus \bar{C}_i$  that contains  $b_i$ .

► **Lemma 10.** *Let  $S \in \{U, D\}$ ,  $\pi_i \in \Pi^S(F)$ ,  $t := \theta(b_i)$ ,  $H^U := (F \cup \bigcup_{j>t} O_j) \setminus (O_t \cup E'_t)$ , and  $H^D := (F \cup \bigcup_{j \geq t} O_j) \setminus (\{\pi_i\} \cup \bar{C}_i \cup E'_t)$ . We have  $H^S[b_i \sim x] = \emptyset$  for any  $x \in V(E'_t)$ .*

**Proof.** Assume there is a path  $P \in H^S[b_i \sim x]$ . Let  $Q^U := O_t \setminus \{\pi_i\}$  and  $Q^D := \bar{C}_i$ . We have a cycle witness  $(i, \langle P, E'_t[x \sim a_i], E'_t[a_i \sim y], Q^S \rangle)$  with  $y \in V(Q^S) \cap V(E'_t)$ . ◀

This allows us to define a *path witness*  $(j, \mathcal{P})$  for a situation  $S \in \{U, D\}$  as a shorthand for a cycle witness on edge  $\pi_j$  with  $P \in H^S$  in the proof of Lemma 10.

► **Lemma 11.** *Let  $\pi_i \in \Pi^D(F)$ . We have  $|\Pi^D(C_i^*)| \leq |a^D(C_i^*) \cup L(C_i^*)| - 1$ .*

**Proof.** Note that  $a_i \notin L(C_i^*)$ . Let  $r := |L(C_i^*)|$ , and  $x_1, x_2, \dots, x_r$  the members of  $L(C_i^*)$  such that for each  $j \in \{2, \dots, r\}$  we have  $\theta(x_j) \geq \theta(x_{j-1})$ . Let  $T_1$  be the path in  $C_i^*[b_i \sim x_1]$ . Given  $T_{j-1}, j \in \{2, \dots, r\}$ , we obtain  $T_j$  by adding a path  $P_j \in (C_i^* \setminus T_j)[h_j \sim x_j]$  where  $h_j \in V(T_{j-1})$ . Note that  $V(P_j) \cap V(T_{j-1}) = \{h_j\}$  and  $L(T_j) = L(T_{j-1}) \cup \{x_j\}$ . By definition, we have  $T_r = C_i^*$ . For brevity, let  $P'_j := P_j - h_j$  and  $\Lambda_j := a^D(T_j) \cup L(T_j)$  for any  $j$ .

▷ **Claim 1.** Let  $P \in C_i^*[b_i \sim x]$  for any  $x \in L(C_i^*)$ . Let  $Q \subseteq P$  be any subpath of  $P$ . Then  $\Pi^D(Q)$  is independent, i.e., no two of its edges have a common node.

**Proof.** There are three cases. (1) Assume there are distinct  $\pi_k, \pi_\ell \in \Pi^D(Q)$  with  $b_k = b_\ell$ . Let  $t := \theta(b_\ell)$ . For  $w_1, w_2$  being the endpoints of  $O_t$ , we have a cycle witness  $(k, \langle O_t, E'_t[w_1 \sim w_2] \rangle)$ . (2) Assume there are distinct  $\pi_k, \pi_\ell \in \Pi^D(Q)$  with  $b_k = a_\ell$ . Since  $\pi_k \in \Pi$ , we have  $b_k \in L$ , i.e.,  $Q$  ends at  $b_k$  and  $b_k = x$ . Hence,  $Q[b_\ell \sim b_k]$  contradicts Lemma 9 since  $\theta(b_k) = \theta(a_\ell) = t$ . (3) Assume there are distinct  $\pi_k, \pi_\ell \in \Pi^D(Q)$  with  $a_k = a_\ell$ , w.l.o.g.  $k < \ell$ . We have a path witness  $(k, \langle Q[b_k \sim b_\ell], \pi_\ell \rangle)$ . ◀

▷ **Claim 2.** Let  $P \in C_i^*[b_i \sim x]$  for any  $x \in L(C_i^*)$ . Let  $Q \subseteq P$  be any subpath of  $P$  with  $x \in V(Q)$ . Then  $x \notin a^D(Q)$ .

**Proof.** Assume not. We have  $x \in a^D(O_{\theta(b_k)})$  for some index  $k > i$ . Hence  $x \in V(C_k^*)$  is an explored node at time  $\theta(b_k)$  which contradicts Lemma 9. ◀

▷ **Claim 3.** For each  $j \in \{2, \dots, r\}$ , we have  $|a^D(P'_j) \cap \Lambda_{j-1}| \leq 1$ .

**Proof.** Assume not. Let  $Q$  be the path in  $T_{j+1}$  between  $b_i$  and  $x_j$ .  $\Pi^D(Q)$  is independent by Claim 1. Hence there are  $\pi_{\ell_1}, \pi_{\ell_2} \in \Pi^D(Q)$  and  $v_1, v_2 \in V(T_{j-1} \setminus Q)$ ,  $v_1 \neq v_2$ , such that one of the following holds: (1)  $\mathcal{A}_1$  and  $\mathcal{A}_2$ , (2)  $\mathcal{A}_1$  and  $\mathcal{B}_2$ , (3)  $\mathcal{B}_1$  and  $\mathcal{A}_2$ , (4)  $\mathcal{B}_1$  and  $\mathcal{B}_2$ , where

$\mathcal{A}_d$ ,  $d = 1, 2$ , is the case that there is a  $\pi_{k_d} \in \Pi^D(T_{j-1} \setminus Q)$  with  $b_{k_d} = v_d$  and  $a_{\ell_d} = a_{k_d}$ , and  $\mathcal{B}_d$  is the case that we have  $v_d \in L(T_{j-1})$  with  $a_{\ell_d} = v_d$ . W.l.o.g.  $\ell_1 \leq \ell_2$ .

For case (1), we have a path witness  $(\ell_1, \langle P'_j[b_{\ell_1} \sim b_{\ell_2}], \pi_{\ell_2}, \pi_{k_2}, T_{j-1}[v_2 \sim v_1], \pi_{k_1} \rangle)$ .

For case (2), we have a path witness  $(\ell_1, \langle P'_j[b_{\ell_1} \sim b_{\ell_2}], \pi_{\ell_2}, T_{j-1}[v_2 \sim v_1], \pi_{k_1} \rangle)$ .

For case (3), we have a path witness  $(\ell_1, \langle P'_j[b_{\ell_1} \sim b_{\ell_2}], \pi_{\ell_2}, \pi_{k_2}, T_{j-1}[v_2 \sim v_1] \rangle)$ .

For case (4), we have a path witness  $(\ell_1, \langle P'_j[b_{\ell_1} \sim b_{\ell_2}], \pi_{\ell_2}, T_{j-1}[v_2 \sim v_1] \rangle)$ .  $\triangleleft$

▷ **Claim 4.** For each  $j \in \{2, \dots, r\}$ , we have  $x_j \notin \Lambda_{j-1}$ .

**Proof.** We have  $x_j \notin L(T_{j-1})$  by definition of  $T_{j-1}$ . It remains to show  $x_j \in a^D(T_{j-1})$ . Assume not. There is a  $\pi_\ell \in \Pi^D(T_{j-1})$  with  $a_\ell = x_j$ . Choose  $x_k \in L(T_{j-1})$  such that  $b_\ell$  lies on the path between  $b_i$  and  $x_k$ . By definition of  $x_j$ , we have  $\theta(x_j) > \theta(x_k)$ . Lemma 9 at time  $\theta(b_\ell)$  gives  $\theta(x_k) > \theta(b_\ell)$ . By  $a_\ell = x_j$ , we have  $\theta(b_\ell) > \theta(x_j)$ , a contradiction.  $\triangleleft$

We show  $|\Pi^D(T_j)| \leq |\Lambda_j| - 1$  inductively for all  $j \in \{1, \dots, r\}$ . First consider  $j = 1$ . Since  $T_1$  is a path,  $\Pi^D(T_1)$  is independent by Claim 1; hence  $|\Pi^D(T_1)| = |a^D(T_1)|$ . The claim follows by observing that  $|a^D(T_1)| = |a^D(T_1) \cup \{x_1\}| - 1 = |\Lambda_1| - 1$  since  $x_1 \notin a^D(T_1)$  by Claim 2. We now assume that the claim holds for  $j - 1$  with  $j \in \{2, \dots, r\}$ , and show that it holds for  $j$ . We get

$$\begin{aligned}
 |\Pi^D(T_j)| &= |\Pi^D(P_j) \cup \Pi^D(T_{j-1})| = |\Pi^D(P'_j)| + |\Pi^D(T_{j-1})| \\
 &\leq |\Pi^D(P'_j)| + |\Lambda_{j-1}| - 1 && \text{by induction} \\
 &= |a^D(P'_j)| + |\Lambda_{j-1}| - 1 && \text{by Claim 1} \\
 &\leq |a^D(P'_j)| + |\Lambda_{j-1}| - |a^D(P'_j) \cap \Lambda_{j-1}| && \text{by Claim 3} \\
 &= |a^D(P'_j) \cup \Lambda_{j-1}| \\
 &= |a^D(P'_j) \cup \Lambda_{j-1} \cup \{x_j\}| - 1 && \text{by Claims 2 and 4} \\
 &= |a^D(P'_j) \cup a^D(T_{j-1}) \cup L(T_j)| - 1 \\
 &= |a^D(T_j) \cup L(T_j)| - 1 = |\Lambda_j| - 1.
 \end{aligned}$$

For each  $\pi_i \in \Pi^D(F)$ , let  $s(i) := \min\{j \mid \pi_i \in \Pi^D(C_j^*)\}$  be the index of the earliest situation D on component  $C_i$ . Let  $\mathbb{S} := \{s(i) \mid \pi_i \in \Pi^D(F)\}$ . Using Lemma 11, we construct an injection  $\mu_i: \Pi^D(C_i^*) \rightarrow L \setminus \{a_i\}$  for every  $i \in \mathbb{S}$ . First observe that  $|\Pi^D(C_i^*)| \leq |(a^D(C_i^*) \setminus \{a_i\}) \cup L(C_i^*)|$  by  $a_i \in a^D(C_i^*)$  and  $a_i \notin L(C_i^*)$  (see Lemma 9). There might be distinct  $\pi_j, \pi_k \in \Pi^D(C_i^*)$  with  $a_j = a_k$ . It is possible to construct  $\mu_i$  such that for each  $w \in a^D(C_i^*) \setminus \{a_i\}$  there is one  $k$  with  $w = b_k$  and  $\mu_i(\pi_k) = b_k$ . Since components are a partition of  $F$ , we can define a mapping  $\mu: \Pi^D(F) \rightarrow L$  by  $\mu := \bigcup_{j \in \mathbb{S}} \mu_j$ .

► **Lemma 12.** *The mapping  $\mu$  is an injection.*

**Proof.** Assume there are  $\pi_k, \pi_\ell \in \Pi^D(F)$  with  $s(k) < s(\ell)$  and  $w := \mu_{s(k)}(\pi_k) = \mu_{s(\ell)}(\pi_\ell)$ . We have  $C_{s(k)}^* \neq C_{s(\ell)}^*$  since otherwise  $\mu_{s(k)}(\pi_k) = \mu_{s(k)}(\pi_\ell)$  contradicts the injectivity of  $\mu_{s(k)}$ . The following three cases remain: (1)  $w = a_\ell \in L(C_{s(k)}^*)$ , (2)  $w = a_k \in L(C_{s(\ell)}^*)$ , and (3)  $w = a_k = a_\ell$ . Consider case (1). By  $\ell \neq s(\ell)$  and  $k < \ell$  (since  $w = a_\ell$ ), we have a path witness  $(s(\ell), \langle C_{s(\ell)}^*[b_{s(\ell)} \sim b_\ell], \pi_\ell, C_{s(k)}^*[w \sim b_{s(k)}], \pi_{s(k)} \rangle)$ . Consider case (2). By  $k \neq s(k)$  and  $\ell < k$  (since  $w = a_k$ ), we have a path witness  $(s(\ell), \langle C_{s(\ell)}^*[b_{s(\ell)} \sim w], \pi_k, C_{s(k)}^*[b_k \sim b_{s(k)}], \pi_{s(k)} \rangle)$ . For case (3), we have a path witness  $(s(\ell), \langle C_{s(\ell)}^*[b_{s(\ell)} \sim b_\ell], \pi_\ell, \pi_k, C_{s(k)}^*[b_k \sim b_{s(k)}], \pi_{s(k)} \rangle)$ .  $\blacktriangleleft$

For any  $F' \subseteq F$ , let  $L'(F') := L(F') \setminus \mu(\Pi^D(F))$  be the leaves not used by  $\mu$ .

► **Lemma 13.** *There is a mapping  $\eta: \Pi^U(F) \rightarrow L'(F)$  such that for each  $v \in L$ , we have  $|\eta^{-1}(v)| \leq 2$  if  $v \in L_0$  and  $|\eta^{-1}(v)| \leq 1$  otherwise.*

**Proof.** We give an algorithm that establishes our mapping  $\eta$ . Let  $C \subseteq F$  be a subtree and  $w \in V(C)$ . Consider the following recursive algorithm which, invoked on  $(C, w)$ , tries to construct a path  $P$  between  $w$  and a leaf  $x \in L'(F)$ .  $P$  is initially empty and will be extended in each recursion step. Trivially, if there is an  $x \in L'(C)$ , the algorithm adds the unique path in  $C[w \rightsquigarrow x]$  to  $P$  and terminates. Otherwise, we have  $L'(C) = \emptyset$ . There are two cases:

1. There is a  $\pi_k \in \Pi^D(C)$ . Let  $C'$  be the component containing  $a_{s(k)}$ . We add to  $P$  the unique path in  $\langle C[w \rightsquigarrow b_{s(k)}], \pi_{s(k)} \rangle$  and recurse on  $(C', a_{s(k)})$ .
2. We have  $\Pi^D(C) = \emptyset$  but then there is a component  $C' \neq C$  with  $\pi_k \in \Pi^D(C')$  and  $\mu(\pi_k) = a_k \in L(C)$ . We add to  $P$  the unique path in  $\langle C[w \rightsquigarrow a_k], \pi_k \rangle$  and recurse on  $(C', b_k)$ .

We define  $C_i^*$  for a given  $\pi_i \in \Pi^U(F)$  to be the component in  $C_i \setminus O_{\theta(b_i)}$  that contains  $b_i$ . However, there is a tricky exception: if  $\pi_{i+1} \in \Pi^U(F)$  and  $O_{\theta(b_i)} = \{\pi_i, \pi_{i+1}\}$ , i.e., if we have  $b_i = b_{i+1}$ . Then, if  $b_i \in L_0$ , we say that  $C_i^*$  and  $C_{i+1}^*$  consist only of  $b_i$  ( $\eta$  may map to it twice anyhow). Otherwise, we have at least two leaves in  $C_i = C_{i+1}$ . By removing an edge  $e$  with  $V(e) = \{b_i, z\}$  from  $C_i$ , we obtain the two components  $C_i^*$  and  $C_{i+1}^*$  such that  $b_i \notin V(C_i^*)$  and  $b_i \in V(C_{i+1}^*)$ . For technical simplicity, we set  $b'_i := b_i$  if  $b_i \in C_i^*$  and  $b'_i := z$  otherwise. However,  $\eta$  will never map to  $z$  in the following.

We now construct  $\eta$  by invoking the algorithm on  $(C_i^*, b'_i)$  for each  $\pi_i \in \Pi^U(F)$  in chronological order from the latest to the earliest component; we set  $\eta(\pi_i) := x$  where  $x$  is the found leaf. By construction,  $b_i$  is the earliest node in  $P$ , since otherwise we would have a path witness  $(b_i, P)$ .

Assume by contradiction that the algorithm does not terminate. Consider the recursion step where edges are added to  $P$  that are already included in  $P$ .  $P$  contains a cycle  $Q$ . Note that in case (1), we have  $\theta(a_{s(k)}) < \theta(w)$ , i.e., we go back in time only, and thus  $Q$  also involves a case (2) step. On the other hand, after a recursion step handling case (2), we either terminate or recurse into case (1). Hence there is a component  $C$  such that by case (2) there is a  $\pi_j \in \Pi^D(C)$  with  $b_j \in V(C)$  and  $j \notin \mathbb{S}$  and by case (1) we have  $b_{s(j)} \in V(C)$ . Now  $Q' := Q \setminus \{\pi_{s(j)}\}$  is a path between  $b_{s(j)}$  and  $a_{s(j)}$ ;  $(s(j), Q')$  is a path witness.

Now that we can ensure that the algorithm terminates, consider an arbitrary  $\pi_i \in \Pi^U(F)$ . For an invocation of the algorithm on  $(C_i^*, b'_i)$ , let  $x_i \in L'(F)$  be the resulting leaf and  $P_i$  the resulting  $b_i$ - $x_i$ -path. Assume that there is a  $\pi_j \in \Pi^U(F)$  with  $x_i \in \eta(\pi_j)$ . Note that  $j > i$  since we invoke the recursive algorithm from last to first index. Let  $y$  be the first node that  $P_i$  and  $P_j$  have in common, and let  $P'$  be the unique path in  $\langle P_j[b_j \rightsquigarrow y], P_i[y \rightsquigarrow b_i] \rangle$ . If  $\theta(b_j) > \theta(b_i)$ , we have a path witness  $(j, \langle P', \pi_i \rangle)$ . Now consider the case  $\theta(b_j) = \theta(b_i)$ . Let  $C$  be the component containing  $y$ . We distinguish the following subcases:

- If  $L'(C) = L(C)$ , we have  $x_i \in L(C)$ . If  $x_i \in L_0$ , we set  $\eta(b_i) := x_i$ . Otherwise there is an  $x_j \in L(C) \setminus \{x_i\}$ . Since  $\eta(b_j)$  is already set to  $x_i$ , we set  $\eta(b_i) := x_j$ .
- If  $P'$  enters  $C$  using case (1), there is a  $\pi_k \in \Pi^D(P')$  with  $k \in \mathbb{S}$  and  $a_k \in V(C)$ . Then  $(k, P'[b_k \rightsquigarrow b_i])$  or  $(k, P'[b_k \rightsquigarrow b_j])$  is a path witness since  $\theta(b_k) > \theta(b_i) = \theta(b_j)$ .
- If  $P'$  enters  $C$  using case (2), there is a  $\pi_k \in \Pi^D(P')$  with  $k \notin \mathbb{S}$  and  $b_k \in V(C)$ . Hence there is a  $\pi_{s(k)} \in \Pi^D(C)$  and  $(s(k), \langle P'[b_{s(k)} \rightsquigarrow b_i] \rangle)$  or  $(s(k), \langle P'[b_{s(k)} \rightsquigarrow b_j] \rangle)$  is a path witness since  $\theta(b_{s(k)}) > \theta(b_i) = \theta(b_j)$ . ◀

It is now easy to show Lemma 8 using Lemmata 12 and 13. We first charge all situation D nodes, that is, we set  $\chi_D(v) = 1$  for all  $v \in \mu(\Pi^D(F))$ . Now we charge all situation U nodes using  $\eta$ , that is, we have  $\chi_U(v) = 1$  for all  $v \in L'(F) \setminus L_0$  and  $\chi_U(v) \leq 2$  for all  $v \in L'(F) \cap L_0$ .

## 4 Conclusion

We presented a simple 3-approximation algorithm for 2ECSS with general edge costs. Note that with uniform costs the ratio naturally drops to 2. While its analysis, using the primal-dual method, is non-trivial, the resulting algorithm is very straight-forward to implement and requires only very basic graph operations and the simplest data structures. Moreover, by a simple extension of substep 2, the algorithm can also compute lower bounds, without changing its runtime complexity.

While there have been primal-dual 3-approximations before, they were all based on two grow phases (followed by cleanup steps) of first computing a tree and then augmenting this tree to a 2-edge-connected solution. The approximation results achievable by this separation seem to stagnate at ratio 3. Our approach does not require this separation, by the seemingly novel concept of growing the solution only at leaves. Although in its current form we cannot prove any strictly stronger guarantees, it could lead to further improvements along its lines. Observe that while we have shown that our *leaf-degree property*—applied independently on each induction step of the proof—is tight, we only know examples with worst overall ratio  $\frac{8}{3}$ . There could, for example, be an averaging argument over several induction steps that gives a lower ratio; or a whole other analysis, possibly not using the primal-dual method. A natural approach could be to specifically consider the role of cut nodes in the solution, as they are the main reason our above approximation proof cannot be further tightened.

Finally, we wonder if and how our result can be transferred to 2-node-connectivity or generalized edge-connectivity problems.

---

## References

- 1 G.N. Frederickson and J. JáJá. Approximation algorithms for several graph augmentation problems. *SIAM J. Comput.*, 10(2):270–283, 1981.
- 2 H.N. Gabow. A matroid approach to finding edge connectivity and packing arborescences. *J. Comput. Syst. Sci.*, 50(2):259–273, 1995.
- 3 H.N. Gabow, M.X. Goemans, and D.P. Williamson. An efficient approximation algorithm for the survivable network design problem. *Math. Program.*, 82:13–40, 1998.
- 4 M.X. Goemans, A.V. Goldberg, S.A. Plotkin, D.B. Shmoys, É. Tardos, and D.P. Williamson. Improved approximation algorithms for network design problems. In *Proc. of SODA '94*, pages 223–232, 1994.
- 5 K. Jain. A factor 2 approximation algorithm for the generalized Steiner network problem. *Combinatorica*, 21(1):39–60, 2001.
- 6 S. Khuller and R. Thurimella. Approximation algorithms for graph augmentation. *J. Algorithms*, 14(2):214–225, 1993.
- 7 S. Khuller and U. Vishkin. Biconnectivity approximations and graph carvings. *J. ACM*, 41(2):214–235, 1994.
- 8 P.N. Klein and R. Ravi. When cycles collapse: A general approximation technique for constrained two-connectivity problems. In *Proc. of IPCO '93*, pages 39–55, 1993.
- 9 H. Saran, V. Vazirani, and N. Young. A primal-dual approach to approximation algorithms for network Steiner problems. In *Proc. of the Indo-US workshop on Cooperative Research in Computer Science*, pages 166–168, 1992.
- 10 R.E. Tarjan and J. van Leeuwen. Worst-case analysis of set union algorithms. *J. ACM*, 31(2):245–281, 1984.
- 11 D.P. Williamson, M.X. Goemans, M. Mihail, and V. Vazirani. A primal-dual approximation algorithm for generalized Steiner network problems. *Combinatorica*, 15(3):435–454, 1995.