

Multimodal Deep Neural Networks using Both Engineered and Learned Representations for Biodegradability Prediction

Garrett B. Goh *

Pacific Northwest National Lab (PNNL)
garrett.goh@pnnl.gov

Khusheemn Sakloth

University of Washington (UW)
ksakloth@gmail.com

Charles Siegel

PNNL
charles.siegel@pnnl.gov

Abhinav Vishnu

PNNL
abhinav.vishnu@pnnl.gov

Jim Pfaendtner

UW / PNNL
jpfandt@uw.edu

Abstract—Deep learning algorithms excel at extracting patterns from raw data. Through representation learning and automated feature engineering on large datasets, such models have been highly successful in computer vision and natural language applications. However, in many other technical domains, large datasets on which to learn representations from may not be feasible. In this work, we develop a novel multimodal CNN-MLP neural network architecture that utilizes both domain-specific feature engineering as well as learned representations from raw data. We illustrate the effectiveness of such an approach in the chemical sciences, for predicting chemical properties, where labeled data is scarce owing to the high costs associated with acquiring labels through experimental measurements. By training on both raw chemical data and using engineered chemical features, while leveraging weak supervised learning and transfer learning methods, we show that the multimodal CNN-MLP network is more accurate than either a standalone CNN or MLP network that uses only raw data or engineered features respectively. Using this multimodal network, we then develop the DeepBioD model for predicting chemical biodegradability, which achieves an error classification rate of 0.125 that is 27% lower than the current state-of-the-art. Thus, our work indicates that combining traditional feature engineering with representation learning on raw data can be an effective approach, particularly in situations where labeled training data is limited. Such a framework can also be potentially applied to other technical fields, where substantial research efforts into feature engineering has been established.

Index Terms—Multimodal Learning, Deep Neural Network, Cheminformatics

I. INTRODUCTION

Despite decades of research, designing chemicals with specific properties or characteristics is still heavily driven by serendipity and chemical intuition. A more rational approach to designing materials with desired performance ratings, or a drug that interacts correctly with its intended target, is therefore an ongoing challenge. Historically, machine learning (ML) algorithms using well-crafted engineered features developed from expert knowledge, have made some progress in predicting chemical properties. More recent efforts in using

deep neural networks (DNN) [1]–[5] have also demonstrated that the deep learning (DL) approach is also viable and oftentimes more accurate than traditional ML models [6], [7].

A. Big Data but Small Labels

Like many other fields, the growth of big data in the chemical sciences is underway [7], and databases like PubChem [8] and ChEMBL [9] that contains up to tens of millions of chemicals are now publicly accessible. However, the amount of labeled data is significantly smaller than that available in conventional DL research. To illustrate this disparity, a database of 100,000 measured (labeled) samples is considered a significant accomplishment in chemistry, but this would be considered a small dataset in computer vision research, where datasets such as ImageNet [10] that includes over a million images are typically the starting point. Owing to the complexities of data collection in the chemical sciences which typically require careful and expensive low-throughput physical measurements, the scarcity of labels is an inherent problem to this field. Despite these challenges, DL models that learn directly from raw chemical data have accomplished reasonable success. For example, with minimal feature engineering, researchers have used molecular graphs. [11], [12] molecular images, [13]–[15], or molecular text-representations [16], [17] for chemical property prediction. However, the watershed moment akin to AlexNet for computer vision has yet to be observed in this field, although recent developments in weak supervision methods such as ChemNet has made progress towards this goal. [18] *Therefore, while big data in chemistry exists, it comes with a caveat of small labels, which reduces the effectiveness of deploying deep learning in this industry.*

B. Feature Engineering in Chemistry

Unlike most current tech-related applications of deep learning, feature engineering in chemistry is a sophisticated science that stretches back to the 1940s [19]. Furthermore, it also helps that chemical principles follows the laws of physics, making it

easier for chemist to discern patterns and rules about chemical phenomena. Molecular descriptors are commonly used as input data for most DL models in chemistry. They are engineered chemical features developed from first principles knowledge, and these descriptors typically are computable properties or sophisticated descriptions of a chemical’s structure. In addition, molecular fingerprints have also been developed, which provides a description of a specific part of the chemical’s structure [20]. Modern in silico modeling in the chemical sciences, is therefore primarily about correlating these engineered features to property of the chemical using ML [21], and DL algorithms [1]–[5]. Depending on the chemical task and the network design, training DL models using engineered features can be competitive to DL models that train on raw data (i.e. using representation learning to learn appropriate features for the task).

C. Contributions

Our work addresses some of the challenges associated with the big data but small label challenge in chemistry research. *Specifically, we develop a multimodal CNN-MLP network architecture that incorporates both engineered chemical features and learned representations, which is the first reported example of how multimodal learning can be used effectively in chemistry.* Our contributions are as follows.

- We develop the first multimodal CNN-MLP neural network architecture for chemical property prediction that utilizes both engineered and learned representations.
- We investigate the effect of network architecture, hyperparameters, and feature selection on model accuracy.
- We demonstrate the effectiveness of this network design in the development of DeepBioD, which considerably outperforms existing state-of-the-art models by 31% for predicting chemical biodegradability.

The organization for the rest of the paper is as follows. In section 2, we outline the motivations and design principles behind developing a multimodal network that incorporates both engineered and learned representations. In section 3, we examine the biodegradability dataset used for this work, its applicability to chemical-affiliated industries, as well as the training methods used. Lastly, in section 4, using biodegradability as an example, we explore different multimodal network designs, and other factors that affect model accuracy and generalization. We conclude with the development of the DeepBioD model for predicting biodegradability, and evaluate its performance against the current state-of-the-art in the field.

D. Related Work

Multimodal learning is an established technique in DL research. Our work takes inspiration from earlier research into multimodal DL models that demonstrated using different data modalities can help to improve model accuracy [22]. However, to the best of our knowledge existing multimodal learning models operate primarily on different streams of synchronous raw data, for example a video stream and its corresponding audio stream, or an image and its respective text caption. To

the best of our knowledge, there has been limited research in the direction of using multimodal learning to combine traditional feature engineering with representation learning, and there currently exist no examples of multimodal learning in chemistry.

II. MULTIMODAL NETWORK DESIGN

In this section, we document the data preparation steps for processing chemical image data. Then, we examine the design principles behind the multimodal neural network used in this work.

A. Data Representation

We followed the same preparation of chemical image data as reported by Goh et. al. [13]. Briefly, the 2D molecular structure and its coordinates were used to map onto a discretized image of 80 x 80 pixels that corresponds to 0.5 Å resolution per pixel. Then, each atom and bond pixel is assigned a "color" based on its atomic/bond properties, such as atomic number, partial charge, valence, and hybridization. Specifically, we used the "EngD" augmented image representation "color-coding" as reported by Goh et. al. [14]. The resulting image, which is a downsampled image of a schematic molecular diagram of the chemical, further annotated with additional chemistry-specific information in the image channels, is then used to train the Chemception CNN model [13] in a supervised manner.

In addition to the chemical image data, the other component of the multimodal model, the MLP network, uses engineered features (molecular descriptors) as input. Two sets of molecular descriptors input data were obtained. The first set, referred to as Ballabio-40 in this paper, was obtained directly from Mansouri et. al. [23], which is a set of 41 selected descriptors that was computed from DRAGON. In addition, we prepared a second set, PaDEL-1400, which is a more comprehensive set of ~1400 molecular descriptors computed using PaDEL [24].

B. Designing the Multimodal Neural Network

CNNs are effective neural network designs for learning from image data. Its effectiveness has been demonstrated in examples like GoogleNet [25] and ResNet [26] that achieves human-level accuracy in image recognition tasks. In the absence of copious amount of data, the representation learning ability of deep neural networks may not learn optimal features. In the context of limited labeled chemical data, any sub-optimality of the network’s learned representations could potentially be mitigated with the introduction of engineered chemical features. Thus, the goal of this work is to combine two modalities, the first is engineered features, and the other is using raw image data. However, unlike conventional multimodal DL models, there is no synchronization between the data streams in this work. Therefore, an appropriate multimodal network design that works well for chemistry research problems must be first developed.

As illustrated in Figure 1, we explored two multimodal architectures that operate as either a parallel or sequential model. In the parallel model, two neural networks are trained

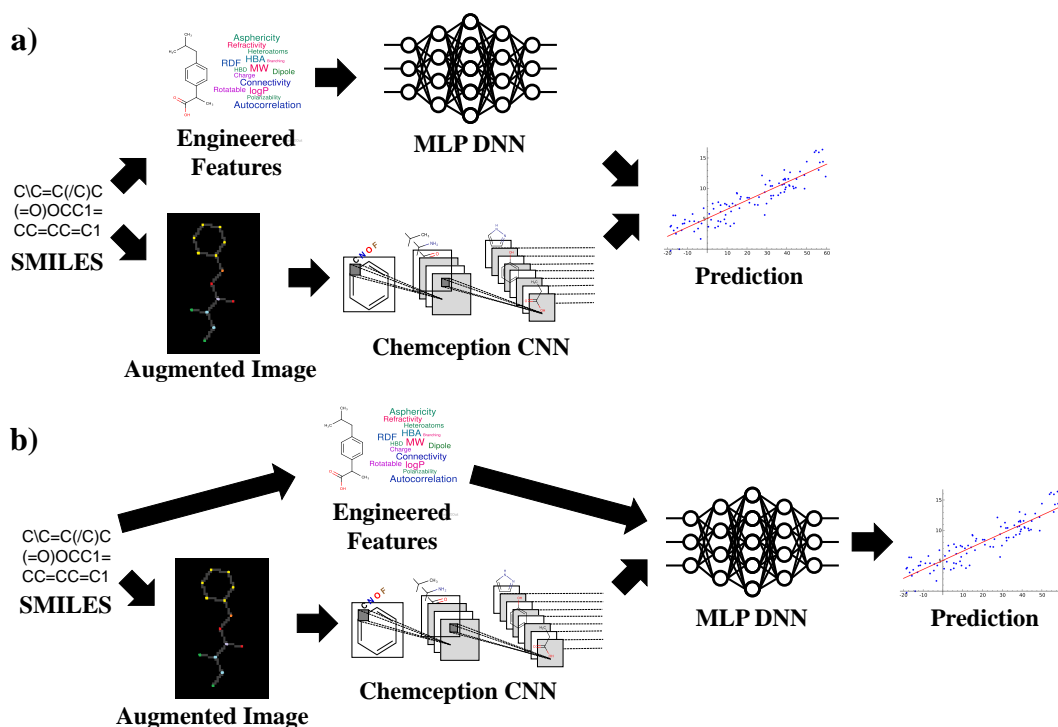


Fig. 1. Schematic diagram of the multimodal neural network that uses both molecular descriptors and raw image data that operates in (a) parallel and (b) sequential mode.

simultaneously. The first component is a standard feedforward MLP neural network that uses molecular descriptors as the input data. The other is the Chemception CNN model that uses chemical image input data. The penultimate layer output from the CNN (i.e. after the global average pooling layer) will correspond to learned features of the entire chemical. Using expert knowledge, we know this output is similar to a molecular descriptor (i.e. engineered features of the entire chemical). We therefore, concatenated both network outputs before passing it to the final classification layer. This approach thus recombines the learned features from the CNN with the reprocessed features from the MLP (we use the term "reprocessed" as the output from the MLP will be a non-linear combination of the original input of engineered features). The underlying hypothesis of this design is that during training, the CNN component could potentially learn features to supplement missing representations from the MLP component.

An alternative approach would be to train a multimodal model in two stages. In this setup, known as the sequential model, the Chemception CNN model is trained directly on the chemical task first. Once this is completed, the CNN weights are frozen, and the penultimate layer output is concatenated with the molecular descriptors, which are then collectively used as input data for training a second MLP network. This approach is therefore equivalent to running a list of engineered features (molecular descriptors) and learned representations (from the CNN) through a MLP network. The underlying hypothesis

behind this design is that the CNN is allowed to first learn its own representations, and any inherent shortcomings in either its learned features or traditionally engineered features may be mitigated when both are simultaneously used as input data for the MLP network.

As for the network architecture of the Chemception CNN model, we used the T3_F16 model reported by Goh et. al. [13]. For the MLP architecture, we performed a grid search totaling 20 different versions of each multimodal network design for [2,3,4,5] fully-connected layers with ReLU activation functions [27] and [16,32,64,128,256] neurons per layer. A dropout of 0.5 was also added after each fully-connected layer. The results presented in this paper for each respective multimodal model is the best model found using grid search, as determined by the validation error rate.

III. METHODS

In this section, we provide a brief introduction to the biodegradation dataset used. Then, we document the training methods, as well as the evaluation metrics used in this work.

A. Industrial Applications (Chemical Biodegradability)

One example of a chemistry research challenge with limited data is in biodegradability studies. Biodegradability is the tendency of chemicals to break down naturally. Non-biodegradable chemicals that do not decay, can lead to accumulation and this can be harmful in the long-term for

the environment [28], and predicting biodegradability also has importance from a regulatory standpoint as well.

Furthermore, biodegradation is a long-time scale process, obtaining data is both time and resource intensive. The lack of data is evident as only 61% of the chemicals that are widely used today have biodegradability measurements [23]. As such, using neural networks to predict biodegradability is increasingly sought after as a viable and cost-effective solution, as it will potentially lead to many orders of magnitude speed up compared to traditional physical experimentation.

A partial understanding of the underlying principles of biodegradation does exist. For example, the rate of biodegradation is correlated to water solubility, as well as molecular weight. In addition, several chemical structural features have been found to affect biodegradability, although their correlative relationship is not always consistent [28]. Current state-of-the-art models are based on conventional ML algorithms trained on engineered features (molecular descriptors), and have seen modest success over the years [23], [29].

B. Dataset Description

In this work, we used the same dataset that was used to develop the current state-of-the-art model for predicting biodegradability [23]. This is a small dataset that has 1000 chemicals in the training/validation set, and less than 700 chemicals for the test set. Each chemical is labeled as either ready biodegradable (RB) or non-ready biodegradable (NRB), and this is a classification problem. (*Note: the original paper refers to the test set as an "external validation set", and the validation set as a "test set", and we have changed the nomenclature in this paper to be consistent with established machine learning terminology.*)

The training/validation dataset was curated from the experimental data obtained from the Japanese Ministry of International Trade and Industry tests that measured the biochemical oxygen demand (BOD) in aerobic aqueous medium for 28 days [30]. Chemicals with a BOD of higher than 60% were classified as ready biodegradable (RB), and those that were lower than 60% were regarded as not-ready biodegradable (NRB) [29]. The test set was constructed from two data sources, Cheng et.al. and the Canadian DSL database. Additional data cleaning steps, such as handling data replicates, unifying test duration, etc. were reported previously, and we used the final cleaned dataset for training DeepBioD and benchmarking against existing models [23].

Data	RB	NRB	Total
Training/Validation	356	699	1055
Test	191	479	670

TABLE I

BIODEGRADABILITY DATASET USED IN THIS STUDY.

C. Data Splitting

We used a random 5-fold cross validation approach for training and evaluated the performance and early stopping criterion of the model using the validation set. The splitting

between training/validation and test dataset was identical to Mansouri et. al. [23], and it was used throughout this paper unless specified otherwise. The ratio of RB:NRB samples is about 1:2 for both datasets. Therefore, we oversampled the RB class (i.e. appending 2X data of RB class).

In addition, we noted that the training/validation and test datasets were obtained from different sources. This means that the chemicals between both datasets may not overlap well in chemical space, and/or systematic biases from different experimental measurements or lab protocols might arise. Thus, we also preprocessed a re-mixed dataset to mitigate the above-mentioned effects. In this re-mixed dataset, both training/validation and test datasets were combined, and a random 40% was re-partitioned out to construct a new test set. The re-mixed training/validation and test dataset is therefore like the original datasets in terms of characteristics, but each dataset would have samples from all data sources.

D. Training the Neural Network

DeepBioD was trained using a Tensorflow backend [31] with GPU acceleration. The network was created and executed using the Keras 1.2 functional API interface [32]. We use the RMSprop algorithm [33] to train for 500 epochs using the standard settings recommended: learning rate = 10^{-3} , $\rho = 0.9$, $\epsilon = 10^{-8}$. We used a batch size of 32, and also included an early stopping protocol to reduce overfitting. This was done by monitoring the loss of the validation set, and if there was no improvement in the validation loss after 50 epochs, the last best model was saved as the final model.

During the training of the Chemception CNN component, we performed additional real-time data augmentation to the image using the ImageDataGenerator function in the Keras API, where each image was randomly rotated between 0 to 180 degrees before being parsed into Chemception. No data augmentation was performed on the input data to the MLP component.

E. Loss Function and Performance Metrics

We used the binary cross-entropy loss function for training. The performance metric reported in our work is the classification error rate (Er), which was defined in prior publications and it is a function of sensitivity (Sn) and specificity (Sp):

$$Er = 1 - (Sp - Sn)/2$$

$$Sp = \frac{TN}{TN + FP} \quad Sn = \frac{TP}{TP + FN}$$

IV. EXPERIMENTS

In this section, we perform several experiments to determine the best multimodal network design, which is used to develop DeepBioD, an ensemble model for predicting biodegradability. Then, we compared DeepBioD to existing state-of-the-art methods for biodegradability prediction.

A. Searching for an Optimal Network Design

We investigated factors that affected the performance of the multimodal neural network. In the absence of more data, network architecture has been a key driver in increasing model accuracy [25], [26]. Therefore, we first examine the network architecture and hyperparameters, before evaluating the effect of feature selection. Lastly, because the dataset originates from various sources, we examine an alternative data splitting approach to account for systematic biases.

1) *Evaluating Baseline Models:* As our work combines a typical MLP network with the Chemception CNN model, we first evaluated the performance of baseline (single-modal) models. Two different training strategies were used for Chemception. The first approach was supervised learning on the biodegradability dataset directly. The second approach is based on ChemNet [18], which is a weak supervision approach for developing a model pre-trained with chemical representations, and transfer learning methods are subsequently used for fine-tuning on the biodegradability dataset. The use of ChemNet in this context is therefore analogous to using existing image classification models (ResNet, GoogleNet, etc.) for fine-tuning on related classification tasks.

As shown in Figure 2, Chemception trained directly on the biodegradability dataset achieved a classification error rate of 0.178 on the test set. Relative to traditional ML algorithms trained on the same dataset, which achieved an error rate of 0.170 to 0.180 [23], the resulting Chemception model is comparable, but it is not performing significantly better. We attribute this observation to a consequence of having limited labeled data, where optimal features may not be learned by the neural network. In comparison, ChemNet achieved a noticeably lower error rate of 0.157. This alternative approach exploits the advantage of weak supervision that uses a much larger database of 500,000 compounds, but without using additional labels. In addition, the baseline MLP model that was trained on the Ballabio-40 descriptor set also achieved a similar error rate of 0.156. *Our results indicate that neither a standalone MLP nor CNN model is better than the other.*

2) *Parallel vs Sequential Multimodal Network:* Having established baseline standards, we now explore if the inclusion of engineered features in a multimodal configuration will improve model performance. We trained both sequential and parallel multimodal neural networks. For the parallel model (MM-P-Chem), the Chemception component was trained directly on the dataset. For the sequential model, we used the fixed weights of either the Chemception (MM-S-Chem) or ChemNet (MM-S-ChemNet) model trained in the preceding section, to generate additional input that was passed to the MLP network. As shown in Figure 2, all multimodal models perform better than the standalone MLP or Chemception models.

We observed the error rate of both MM-P-Chem (0.151) and MM-S-Chem (0.148) models trained directly on the Ballabio-40 dataset are similar. However, the large difference between validation and test error rates suggest that the multimodal models are not generalizing as well as the standalone models. There are 2 factors that account for this observation. First,

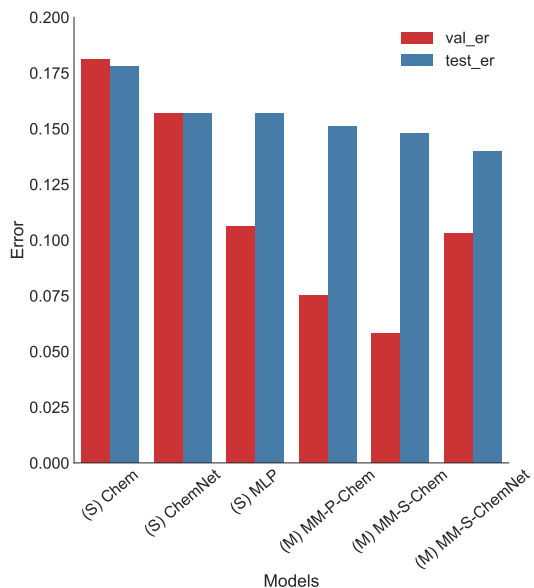


Fig. 2. Error classification rate of standalone (S) Chemception or MLP models compared to multimodal (M) CNN-MLP models, trained on the Ballabio-40 descriptor set.

by virtue of limited labels, there may be insufficient diversity being presented in the training/validation set, which may not overlap well with the test set (i.e. the training/validation and test datasets are not sufficiently similar). The other factor to consider is that the test dataset was obtained from two separate database/measurements, which may introduce additional systematic biases.

To improve the generalization of the multimodal models, we evaluated the effect of using the ChemNet model. This model was originally trained on a much larger and more diverse dataset, before fine-tuning on the biodegradability dataset. We tested both parallel and sequential models but observed that only the sequential multimodal model could be trained effectively. We suspect this is because the parallel model uses a pre-trained ChemNet for the CNN component, but the MLP component would be initialized with random weights. It is plausible that more sophisticated training methods can be developed, but it is beyond the scope of this work.

The results presented in Figure 2, shows that the MM-S-ChemNet model achieved a validation and test error rate of 0.103 and 0.140 respectively. Compared to the Chemception-based multimodal models, the difference in error rate is smaller, but more importantly, the test error rate is also the lowest amongst all models explored. *Therefore, these results strongly indicate that multimodal models that utilize both raw data and engineered features can improve model accuracy relative to standalone models, and limitations in generalizing to new data can be mitigated by pre-training on larger datasets.*

3) *Gaining Insight on Feature Selection:* The performance of the MLP and multimodal models reported thus far have trained on the selected set of 41 molecular descriptors that

were used to develop the current state-of-the-art model [23]. In that work, the authors constructed the Ballabio-40 descriptor set from a larger pool of 800 descriptors, using a sophisticated feature selection protocol based on clustering and genetic algorithms to identify the optimal subset of molecular descriptors for training conventional ML models.

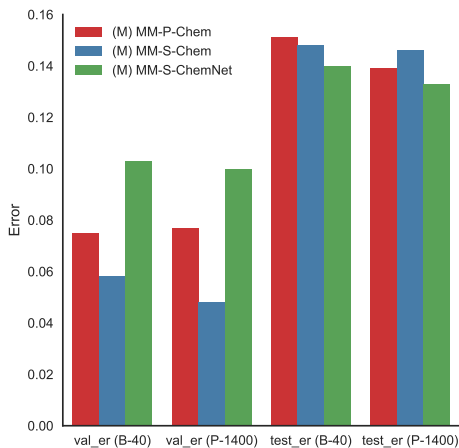


Fig. 3. Error classification rate of various multimodal CNN-MLP models when trained on the PaDEL-1400 descriptor set shows a systematic reduction relative to comparable models trained on the Ballabio-40 descriptor set.

Unlike traditional ML algorithms, deep neural networks with modern algorithms and training methods have been shown to be robust even in the presence of many input features, [34] and consequently feature selection may not be necessary. In addition, feature selection has the effect of reducing the quantity of input data to the MLP network, and this means that the network has fewer data to work with in learning representations, which may degrade its performance. Hence, we explored the effect of using a larger set of 1400 features computed using PaDEL [24]. We performed analogous experiments, and the results are summarized in Figure 3. We observed a systematic reduction in the test error rate across all 3 multimodal models evaluated when using the PaDEL-1400 descriptor set. In addition, the best model, MM-S-ChemNet, has its error reduced from 0.140 to 0.133, which is the lowest error attained thus far. *These results indicate that manual feature selection may not be necessary when using deep neural networks, and the inclusion of more engineered features can improve model performance.*

4) *On Dataset Dissimilarity and Systematic Biases:* With limited labeled data, there is a risk that training/validation and test datasets may not be sufficiently similar, and if datasets are constructed from different sources, such as in this work, this may introduce systematic biases due to differences in experimental techniques and protocol. To further disentangle our model’s accuracy from these effects, we explore a different data splitting protocol. As detailed in the methods section, we reconstructed a new training/validation and test dataset that had samples from all 3 sources used to construct the original

biodegradability dataset.

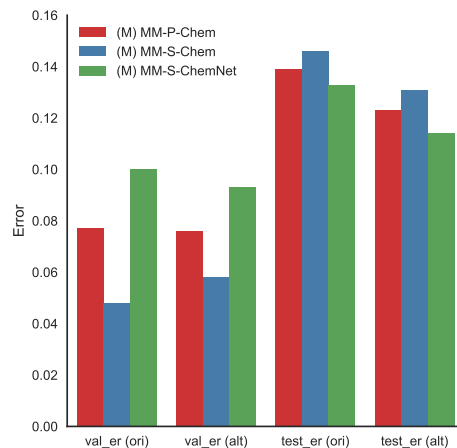


Fig. 4. Error classification rate of various multimodal CNN-MLP models when trained using the alternate data splitting shows a systematic reduction relative to comparable models trained on original data splitting.

This re-mixed dataset was trained with the PaDEL-1400 descriptor set, and the results are summarized in Figure 4. We observed that the validation error showed no systematic improvement across various multimodal models tested. However, there was a consistent reduction in the test error rate, to the point that the best model, MM-S-ChemNet achieves an error rate of 0.114, compared to 0.133 using the original data splitting. This suggests that the difference in the two error rates can be attributed to any dissimilarity between the original datasets, as well as any systematic biases introduced by different databases/experiments. *Our results suggest that when developing models with limited training data, models should be periodically retrained with new data (when available) to improve generalizability, and to account for unknown biases (if any).*

5) *DeepBioD: Putting it All Together:* Having explored various multimodal model network designs, and the factors that affect model performance, we have identified that the MM-S-ChemNet model trained on a larger PaDEL-1400 descriptor set, where the MLP component has 2 fully-connected layers of 128 neurons each, provides the lowest error and best generalization.

To develop DeepBioD, we trained a total of 5 additional MM-S-ChemNet models that use a different seed number to govern the splitting between training and validation datasets. These 5 individual models were then used to develop an ensemble model, in which the predicted output across all 5 models was averaged, and the mean output was used to predict the molecule’s class. *Using this ensemble approach, the final DeepBioD model achieves an error classification rate of 0.125 on the test set.*

B. Comparing DeepBioD to State-of-the-Art Models

To the best of our knowledge, no DL model has been developed for biodegradability prediction. The current state-

of-the-art is a consensus model of 3 traditional ML algorithms: kNN, PLSDA, SVM [23]. In addition, two type of consensus models were reported. The consensus #1 model uses the average output of the 3 individual ML algorithms to provide a final prediction, and this is similar in approach to our ensemble model.

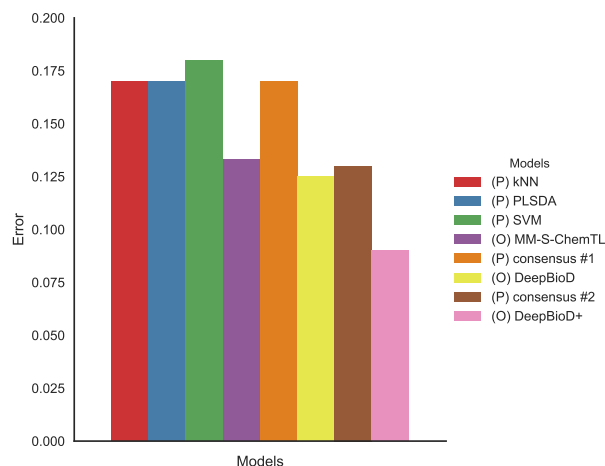


Fig. 5. Our model (O) DeepBioD has a lower error classification rate compared to prior (P) state-of-the-art models for biodegradability predictions in every category.

As illustrated in Figure 5, a single multimodal neural network model, MM-S-ChemNet that has an error rate of 0.133 already outperforms all 3 ML models, as well as the consensus #1 model that has an error rate of 0.170. However, a more appropriate comparison against consensus #1 would be using an ensemble model like DeepBioD that achieves an error rate of 0.125. Therefore, DeepBioD provides a 27% reduction in error rate relative to current state-of-the-art.

1) *Understanding Reliability and Generalizability Tradeoff:* When dealing with limited data, it is important to ascertain the reliability of a model’s prediction. Prior work has demonstrated that using the consensus #2 model, which only returns a predicted class when all 3 underlying ML models are in agreement can reduce the error rate to 0.130 [23]. However, the drawback is that this model is only able to provide predictions for 87% of the test set. It has to be emphasized that DeepBioD in its current form provides a classification for all the compounds in the test set, and with a lower error rate than the consensus #2 model. However, one were to factor in the completeness of prediction coverage, a more appropriate comparison to consensus #2 would be a modified model that is adjusted to return null classification when its prediction is not reliable.

Such a procedure can be implemented by using an empirical threshold criterion. In a binary classification task, the output is a one-hot encoded vector of continuous values. For example, both outputs of (0.51, 0.49) and (0.99, 0.01) are predicting that the sample is in the first class, although the former prediction is much less reliable than the latter. Therefore, a threshold criterion that measures how far the predicted output is from

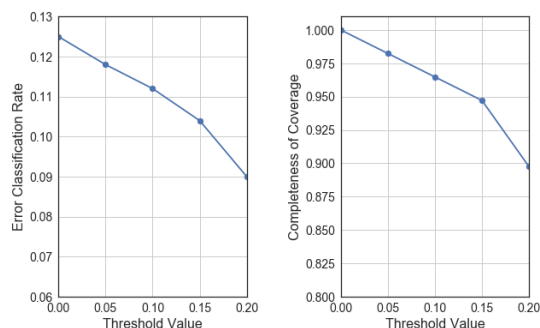


Fig. 6. Increasing the threshold value for reliable predictions decreases the error classification rate and the completeness of coverage of predictions.

the midpoint of 0.5, can be used as a means to evaluate the reliability of the model’s prediction.

Using this approach, we iterated through threshold values of 0 to 0.2 in increments of 0.05, where a threshold of 0.2 means that only values larger than (0.7, 0.3) or smaller than (0.3, 0.7) would return a valid prediction. As illustrated in Figure 6, as the threshold value increases, the error classification rate decreases, but so does the completeness of prediction coverage. Then, we determined the most appropriate comparison to consensus #2 by matching the completeness of prediction coverage. Using a threshold value of 0.20, which achieves an 89% coverage, this modified model, DeepBioD+, achieved an error rate of 0.090. Thus, DeepBioD+ provides a non-trivial 31% reduction in error classification rate relative to the current state-of-the-art. *These results indicate that adjusting the threshold value to filter out less reliable predictions can boost model performance, with the caveat that not all chemicals would be assigned a predicted class. Such an approach can be particularly useful in prospective studies on unseen data.*

C. Multimodal Learning in Other Domains

While the multimodal DeepBioD model that we have developed is for biodegradability prediction, this approach is applicable to other properties of interest to chemical-affiliated industries, on the condition that some labeled data exists. Furthermore, there are a few design principles that can be adapted to other fields. Specifically, the following factors were critical in designing a successful multimodal learning model in this work. First, (i) prior research in feature engineering research by domain scientists, which implies that other scientific, engineering and financial modeling applications, on which substantial research have been historically invested will benefit from this approach. Second, (ii) identifying appropriate locations to combine data streams from engineered and learned representations is critical. In our work, we used expert-knowledge to determine that the penultimate layer output of the CNN component would correspond to traditionally engineered features such as molecular descriptors. For other domain applications, we anticipate this solution will be field specific where combining expert-knowledge with deep learn-

ing ingenuity will be needed to identify similar critical points in the multimodal network design.

V. CONCLUSIONS

In conclusion, we developed a novel multimodal CNN-MLP neural network architecture, that uses both raw data (images) and engineered features (molecular descriptors), while leveraging weak supervised learning and transfer learning methods. This approach has been shown to be effective in predicting chemical properties even when operating under conditions of limited labeled data. To illustrate this design, we develop the DeepBioD model for predicting chemical biodegradability, which achieves an error classification rate of 0.125, significantly outperforming the current state-of-the-art of 0.170. This multimodal model also outperforms standalone CNN or MLP models, and by training on larger datasets using weak supervision (without requiring additional labels), we have shown it improves the model ability to generalize better to new data. Furthermore, more stringent threshold criterion that filters out less reliable predictions can be implemented, improving error classification rate to 0.090, while losing only 11% of overall predictions. Our work demonstrates that a multimodal network that combines the benefit of representation learning from raw data with expert-driven feature engineering is a viable approach. By combining expert-knowledge with neural network design ingenuity, we anticipate that such an approach will be particularly effective in other fields that have substantial feature engineering research and limited labeled data.

REFERENCES

- [1] G. E. Dahl, N. Jaitly, and R. Salakhutdinov, "Multi-task neural networks for qsar predictions," *arXiv preprint arXiv:1406.1231*, 2014.
- [2] A. Mayr, G. Klambauer, T. Unterthiner, and S. Hochreiter, "Deeptox: toxicity prediction using deep learning," *Frontiers in Environmental Science*, vol. 3, p. 80, 2016.
- [3] B. Ramsundar, S. Kearnes, P. Riley, D. Webster, D. Konerding, and V. Pande, "Massively multitask networks for drug discovery," *arXiv preprint arXiv:1502.02072*, 2015.
- [4] T. Unterthiner, A. Mayr, G. Klambauer, M. Steijaert, J. K. Wegner, H. Ceulemans, and S. Hochreiter, "Multi-task deep networks for drug target prediction," in *Neural Information Processing System*, 2014, pp. 1–4.
- [5] T. B. Hughes, N. L. Dang, G. P. Miller, and S. J. Swamidass, "Modeling reactivity to biological macromolecules with a deep multitask network," *ACS central science*, vol. 2, no. 8, pp. 529–537, 2016.
- [6] E. Gawehn, J. A. Hiss, and G. Schneider, "Deep learning in drug discovery," *Molecular informatics*, vol. 35, no. 1, pp. 3–14, 2016.
- [7] G. B. Goh, N. O. Hodas, and A. Vishnu, "Deep learning for computational chemistry," *Journal of Computational Chemistry*, 2017.
- [8] S. Kim, P. A. Thiessen, E. E. Bolton, J. Chen, G. Fu, A. Gindulyte, L. Han, J. He, S. He, B. A. Shoemaker *et al.*, "Pubchem substance and compound databases," *Nucleic acids research*, vol. 44, no. D1, pp. D1202–D1213, 2015.
- [9] A. Gaulton, L. J. Bellis, A. P. Bento, J. Chambers, M. Davies, A. Hersey, Y. Light, S. McGlinchey, D. Michalovich, B. Al-Lazikani *et al.*, "ChEMBL: a large-scale bioactivity database for drug discovery," *Nucleic acids research*, vol. 40, no. D1, pp. D1100–D1107, 2011.
- [10] O. Russakovsky, J. Deng, H. Su, J. Krause, S. Satheesh, S. Ma, Z. Huang, A. Karpathy, A. Khosla, M. Bernstein *et al.*, "Imagenet large scale visual recognition challenge," *International Journal of Computer Vision*, vol. 115, no. 3, pp. 211–252, 2015.
- [11] D. K. Duvenaud, D. Maclaurin, J. Iparraguirre, R. Bombarell, T. Hirzel, A. Aspuru-Guzik, and R. P. Adams, "Convolutional networks on graphs for learning molecular fingerprints," in *Advances in neural information processing systems*, 2015, pp. 2224–2232.
- [12] S. Kearnes, K. McCloskey, M. Berndl, V. Pande, and P. Riley, "Molecular graph convolutions: moving beyond fingerprints," *Journal of computer-aided molecular design*, vol. 30, no. 8, pp. 595–608, 2016.
- [13] G. B. Goh, C. Siegel, A. Vishnu, N. O. Hodas, and N. Baker, "Chemception: A deep neural network with minimal chemistry knowledge matches the performance of expert-developed qsar/qspr models," *arXiv preprint arXiv:1706.06689*, 2017.
- [14] —, "How much chemistry does a deep neural network need to know to make accurate predictions?" *arXiv preprint arXiv:1710.02238*, 2017.
- [15] I. Wallach, M. Dzamba, and A. Heifets, "Atomnet: a deep convolutional neural network for bioactivity prediction in structure-based drug discovery," *arXiv preprint arXiv:1510.02855*, 2015.
- [16] E. J. Bjerrum, "Smiles enumeration as data augmentation for neural network modeling of molecules," *arXiv preprint arXiv:1703.07076*, 2017.
- [17] G. B. Goh, N. O. Hodas, C. Siegel, and A. Vishnu, "Smiles2vec: An interpretable general-purpose deep neural network for predicting chemical properties," *arXiv preprint arXiv:1712.02034*, 2017.
- [18] G. B. Goh, C. Siegel, A. Vishnu, and N. O. Hodas, "Using rule-based labels for weak supervised learning: A chemnet for transferable chemical property prediction," *arXiv preprint arXiv:1712.02734*, 2017.
- [19] J. R. Platt, "Influence of neighbor bonds on additive bond properties in paraffins," *The Journal of Chemical Physics*, vol. 15, no. 6, pp. 419–420, 1947.
- [20] D. Rogers and M. Hahn, "Extended-connectivity fingerprints," *Journal of chemical information and modeling*, vol. 50, no. 5, pp. 742–754, 2010.
- [21] A. Cherkasov, E. N. Muratov, D. Fourches, A. Varnek, I. I. Baskin, M. Cronin, J. Dearden, P. Gramatica, Y. C. Martin, R. Todeschini *et al.*, "Qsar modeling: where have you been? where are you going to?" *Journal of medicinal chemistry*, vol. 57, no. 12, pp. 4977–5010, 2014.
- [22] J. Ngiam, A. Khosla, M. Kim, J. Nam, H. Lee, and A. Y. Ng, "Multimodal deep learning," in *Proceedings of the 28th international conference on machine learning (ICML-11)*, 2011, pp. 689–696.
- [23] K. Mansouri, T. Ringsted, D. Ballabio, R. Todeschini, and V. Consonni, "Quantitative structure–activity relationship models for ready biodegradability of chemicals," *Journal of chemical information and modeling*, vol. 53, no. 4, pp. 867–878, 2013.
- [24] C. W. Yap, "Padel-descriptor: An open source software to calculate molecular descriptors and fingerprints," *Journal of computational chemistry*, vol. 32, no. 7, pp. 1466–1474, 2011.
- [25] C. Szegedy, W. Liu, Y. Jia, P. Sermanet, S. Reed, D. Anguelov, D. Erhan, V. Vanhoucke, and A. Rabinovich, "Going deeper with convolutions," in *Proceedings of the IEEE conference on computer vision and pattern recognition*, 2015, pp. 1–9.
- [26] K. He, X. Zhang, S. Ren, and J. Sun, "Delving deep into rectifiers: Surpassing human-level performance on imagenet classification," in *Proceedings of the IEEE international conference on computer vision*, 2015, pp. 1026–1034.
- [27] X. Glorot, A. Bordes, and Y. Bengio, "Deep sparse rectifier neural networks," in *Proceedings of the Fourteenth International Conference on Artificial Intelligence and Statistics*, 2011, pp. 315–323.
- [28] R. S. Boethling, "Designing biodegradable chemicals." ACS Publications, 1996.
- [29] F. Cheng, Y. Ikenaga, Y. Zhou, Y. Yu, W. Li, J. Shen, Z. Du, L. Chen, C. Xu, G. Liu *et al.*, "In silico assessment of chemical biodegradability," *Journal of chemical information and modeling*, vol. 52, no. 3, pp. 655–669, 2012.
- [30] J. Tunkel, P. H. Howard, R. S. Boethling, W. Stiteler, and H. Loonen, "Predicting ready biodegradability in the japanese ministry of international trade and industry test," *Environmental toxicology and chemistry*, vol. 19, no. 10, pp. 2478–2485, 2000.
- [31] M. Abadi, P. Barham, J. Chen, Z. Chen, A. Davis, J. Dean, M. Devin, S. Ghemawat, G. Irving, M. Isard *et al.*, "Tensorflow: A system for large-scale machine learning," in *OSDI*, vol. 16, 2016, pp. 265–283.
- [32] F. Chollet *et al.*, "Keras," 2015.
- [33] G. Hinton, N. Srivastava, and K. Swersky, "Rmsprop: Divide the gradient by a running average of its recent magnitude," *Neural networks for machine learning, Coursera lecture 6e*, 2012.

[34] Y. LeCun, Y. Bengio, and G. Hinton, "Deep learning," *Nature*, vol. 521, no. 7553, pp. 436–444, 2015.