

Covering Tours and Cycle Covers with Turn Costs: Hardness and Approximation

Sándor P. Fekete¹ and Dominik Krupke¹

¹ Department of Computer Science, TU Braunschweig, 38106 Braunschweig, Germany
 {s.fekete,d.krupke}@tu-bs.de

Abstract

We investigate a variety of problems of finding tours and cycle covers with minimum turn cost. Questions of this type have been studied in the past, with complexity and approximation results as well as open problems dating back to work by Arkin et al. in 2001. A wide spectrum of practical applications have renewed the interest in these questions, and spawned variants: for *full coverage*, every point has to be covered, for *subset coverage*, specific points have to be covered, and for *penalty coverage*, points may be left uncovered by incurring an individual penalty.

We make a number of contributions. We first show that finding a minimum-turn (full) cycle cover is NP-hard even in 2-dimensional grid graphs, solving the long-standing open *Problem 53* in *The Open Problems Project* edited by Demaine, Mitchell and O'Rourke. We also prove NP-hardness of finding a *subset* cycle cover of minimum turn cost in *thin* grid graphs, for which Arkin et al. gave a polynomial-time algorithm for full coverage; this shows that their boundary techniques cannot be applied to compute exact solutions for subset and penalty variants.

On the positive side, we establish the first constant-factor approximation algorithms for all considered subset and penalty problem variants, making use of LP/IP techniques. For *full* coverage in more general grid graphs (e.g., hexagonal grids), our approximation factors are better than the combinatorial ones of Arkin et al. Our approach can also be extended to other geometric variants, such as scenarios with obstacles and linear combinations of turn and distance costs.

1998 ACM Subject Classification F.2.2 Nonnumerical Algorithms and Problems

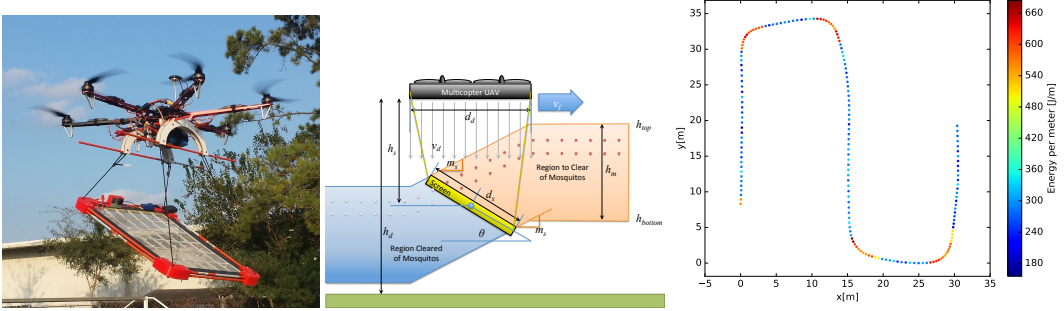
Keywords and phrases Geometric optimization, optimal tours, optimal cycle covers, turn cost, NP-hardness, approximation

1 Introduction

Finding roundtrips of minimum cost is one of the classic problems of theoretical computer science. In its most basic form, the objective of the *Traveling Salesman Problem (TSP)* is to minimize the total length of a single tour that covers all of a given set of locations. If the tour is not required to be connected, the result may be a *cycle cover*: a set of closed subtours that together cover the whole set. As it turns out, this distinction makes a tremendous difference for the computational complexity: while the TSP is NP-hard, computing a cycle cover of minimum total length can be achieved in polynomial time, based on matching techniques.

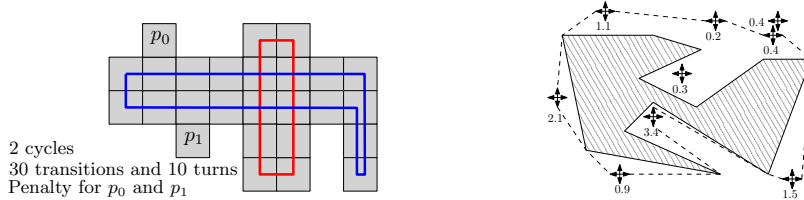
Evaluating the cost for a tour or a cycle cover by only considering its length may not always be the right measure. Fig. 1 shows an example application, in which a drone has to sweep a given region to fight mosquitoes that may transmit dangerous diseases. As can be seen in the right-hand part of the figure, by far the dominant part of the overall travel cost occurs when the drone has to change its direction. (See our related video and abstract [10])

for more details, and the resulting tour optimization.) There is an abundance of other related applied work, e.g., mowing lawns or moving huge wind turbines [9].



■ **Figure 1 (Left)** A drone equipped with an electrical grid for killing mosquitoes. **(Middle)** Physical aspects of the flying drone. **(Right)** Making turns is expensive. See our related video at <https://www.youtube.com/watch?v=SFyOMDgdNao> for details, and [10] for an accompanying abstract.

For many purposes, two other variants are also practically important: for *subset coverage*, only a prespecified subset of locations needs to be visited, while for *penalty coverage*, locations may be skipped at the expense of an individual penalty. (See Section 2 for formal definitions.) From the theoretical side, Arkin et al. [6] showed that finding minimum-turn tours in grid graphs is NP-hard, even if a minimum-turn cycle cover is given. The question whether a minimum-turn cycle cover can be computed in polynomial time (just like a minimum-length cycle cover) has been open for at least 16 years, dating back to the conference paper [5]; it has been listed for almost 15 years as *Problem 53* in *The Open Problems Project* edited by Demaine, Mitchell, and O’Rourke [16]. In Section 3 we resolve this problem by showing that computing a minimum-turn cycle cover in planar grid graphs is indeed NP-hard.



■ **Figure 2 (Left)** Penalty cycle cover in a grid graph. Its cost would be a linear combination of the number of 90° turns and transitions plus the penalty for missing p_0 and p_1 . **(Right)** Our approximation technique can be generalized to geometric instances. An example with obstacles, $2\omega = 4$ headings and penalty costs for the points in P .

This makes it important to develop approximation algorithms. In Section 4, we present a general technique based on Integer Programming (IP) formulations and their Linear Programming (LP) relaxations. By the use of polyhedral results and combinatorial modifications, we can establish constant approximation factors of this technique for all problem variants.

1.1 Related Work

Milling with Turn Costs. Arkin et al. introduce in [5, 6] the problem of milling (i.e., “carving out” a shape) with turn costs. They show hardness of finding an optimal tour, even in *thin* 2-dimensional grid graphs (which do not contain an induced 2×2 subgraph) with a given optimal cycle cover. If a cycle cover of cost c in such a 2-dimensional grid graph is given,

a tour of cost $1.5c$ can be derived by connecting the cycles. They give a 2.5-approximation algorithm for obtaining a cycle cover, resulting in a 3.75-approximation algorithm for tours. The complexity of finding an optimal cycle cover in a 2-dimensional grid graph was left as an open problem and listed as *Problem 53* in *The Open Problems Project* [16].

Maurer [26] proves that a cycle *partition* with a minimum number of turns in grid graphs can be computed in polynomial time and performs practical experiments for optimal cycle covers. For other practical work, see de Assis and de Souza [14], who were able to compute a provably optimal solution for an instance with 76 vertices. For the abstract version on graphs, Fellows et al. [20] show that the problem is fixed-parameter tractable by the number of turns, tree-width, and maximum degree. Benbernou [11] considered milling with turn costs on the surface of polyhedrons in the 3-dimensional grid. She gives a corresponding $8/3$ -approximation algorithm for tours.

For mowing problems, i.e., covering a given area with a moving object that may leave the region, Stein and Wagner [29] give a 2-approximation algorithm on the number of turns for the case of orthogonal movement. If only the traveled distance is considered, Arkin et al. [7] provide approximation algorithms for milling and mowing.

Angle and curvature-constrained tours and paths. If the instances are in the \mathbb{R}^2 plane and only the turning angles are measured, the problem is called the *Angular Metric Traveling Salesman Problem*. Aggarwal et al. [3] prove hardness and provide an $O(\log n)$ approximation algorithm for cycle covers and tours that works even for distance costs and higher dimensions. As shown by Aichholzer et al. [4], this problem seems to be very hard to solve optimally with integer programming. Fekete and Woeginger [19] consider the problem of connecting a point set with a tour for which the angles between the two successive edges are constrained. Finding a curvature-constrained shortest *path* with obstacles has been shown to be NP-hard by Lazard et al. [24]. Without obstacles, the problem is known as the *Dubins path* [17]) that can be computed efficiently. For different types of obstacles, Boissonnat and Lazard [12], Agarwal et al. [1] and Agarwal and Wang [2] provide polynomial-time algorithms or $1 + \epsilon$ approximation algorithms, respectively. Takei et al. [30] consider the solution of the problem from a practical perspective. The *Dubins Traveling Salesman Problem* is considered by Le Ny et al. [27]

1.2 Our Contribution

We provide the following results.

- We resolve *Problem 53* in *The Open Problems Project* [16] by proving that finding a cycle cover of minimum turn cost is NP-hard, even in the restricted case of grid graphs. As a consequence, all relevant problem variants are NP-hard. We also prove that finding a subset cycle cover of minimum turn cost is NP-hard, even in the restricted case of *thin* grid graphs, in which no induced 2×2 subgraph exists. This differs from the case of full coverage in thin grid graphs, which is known to be polynomially solvable [6].
- We provide a general IP/LP-based technique for obtaining constant-factor approximations for all problem variants, see Table 1. This includes the first approximation algorithms for subset cycle covers and tours, as well as for penalty cycle covers and tours; these are also valid for travel costs that are linear combinations of turn and distance costs.
- We sketch how these results apply to other geometric scenarios, including those with obstacles.

A video describing a real-world application scenario in the context of fighting mosquitoes can be found at <https://www.youtube.com/watch?v=SFyOMDgdNao>, with an accompanying

	2D		3D		Hexagonal		General	
	CC	Tour	CC	Tour	CC	Tour	CC	Tour
Full Coverage	4*	6*	6	12	6	12	2ω	4ω
Subset Coverage	4	10	6	14	6	14	2ω	$4\omega + 2$
Penalty Coverage	4	12	6	16	6	16	2ω	$4\omega + 4$

■ **Table 1** Worst-case approximation factors of the new approximation techniques. ω is the number of orientations at each point (e.g., $\omega = 2$ for 2D axis parallel, $\omega = 3$ for 3D axis parallel). For the cases marked *, Arkin et al. [6] prove a worst-case factor of 2.5 for minimum-turn cycle covers in orthogonal grid graphs and 3.75 for minimum-turn tours; with distance costs it becomes a 4-approximation for cycle covers and tours. This algorithm only works for 2-dimensional grid graphs. They also give a more generic approach, with a factor of 6ω for cycle covers and $6\omega + 2$ for tours.

abstract at [10]; it motivates some of the theoretical results, referring to an upcoming paper, which is this submission.

2 Preliminaries

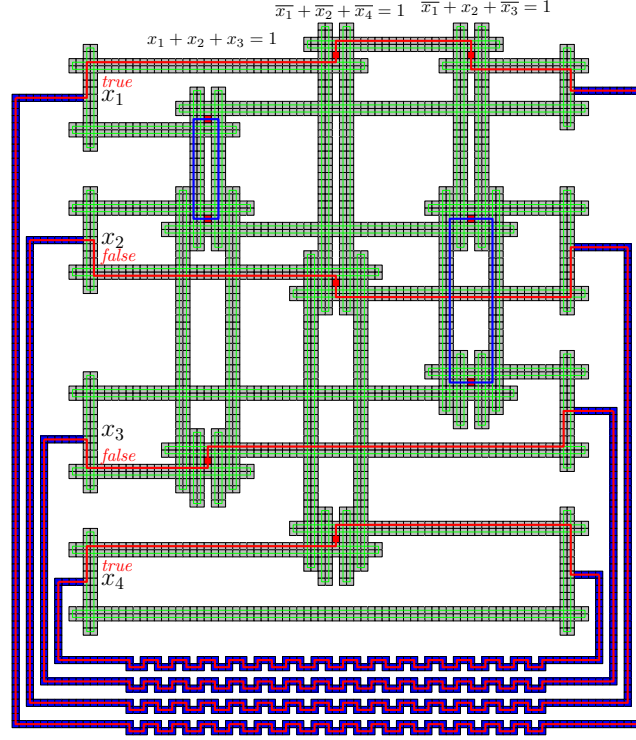
We are given a set P of n points in \mathbb{R}^d ; in addition, there may be a specified subset $S \subset P$ of points, and a penalty $c(p_i)$ associated with each point $p_i \in P$. A *cycle* is a roundtrip of a subset $Q \subseteq P$ that visits all points in Q and returns to the origin; a *cycle cover* of P is a set of cycles that together visit all points in P ; a *tour* is a single cycle that visits all points in P . A *subset cycle cover* for $S \subset P$ is a cycle cover that covers at least the points in S , while a *subset tour* is a tour of at least the points in S .

When traveling a sequence of points, the geometric path is subject to turn costs associated with changing direction, measured by the turn angle. In addition to turning at a visited point $p_i \in P$, there may be turn cost when traveling between points, e.g., for avoiding obstacles, as shown in Fig. 2 (Right). We assume that the turn cost of connections between consecutive points can be computed efficiently, that the possible connections between points can be reduced to a discrete set and that turning at vertices incurs a cost that can be computed efficiently. For simplicity of exposition, we typically refer to straight-line connections and a finite set of 2ω different headings consisting of opposing pairs for visiting vertices. More involved geometric variants and extensions are sketched in Section 4.3.

Like our predecessors, we pay specific attention to *grid graphs*, which are vertex-induced subgraphs of integer lattices. For simplicity of exposition and limited space, we will typically use “grid graph” for the natural case arising from the integer *orthogonal* lattice in which points are connected if they are at unit distance; this corresponds to $\omega = 2$. In the context of covering tours (i.e., mowing and milling), each grid point represents a unit square in the dual graph that needs to be covered, which is why we also refer to P as the set of *pixels*.

In the following, we study a variety of objective functions. For full coverage, cycle covers or tours of *minimum total turn cost* have been studied by other authors. In addition, a *minimum turn-cost penalty cycle cover* or a *minimum turn-cost penalty tour* visits a subset $R \subset P$, such that the sum of total travel cost and the sum of penalties $\sum_{i \notin R} c(p_i)$ is minimized. More generally, the travel cost may be a linear combination of turn and distance cost; we assume triangle inequality, i.e., skipping a point on the way does not increase the cost. For orthogonal grid graphs in which vertices represent unit-square pixels, there are only *simple turns* of 90° and *u-turns* of 180° , corresponding to two simple turns, as well as simple pixel transitions, such that we speak of the number of (simple) turns and pixel transitions.

See Appendix A for a fine-grained set of formal definitions of all aspects of the problem.




■ **Figure 3** Representing the 1-in-3SAT-formula $x_1 + x_2 + x_3 = 1 \wedge \overline{x_1} + \overline{x_2} + \overline{x_4} = 1 \wedge \overline{x_1} + x_2 + \overline{x_3} = 1$.

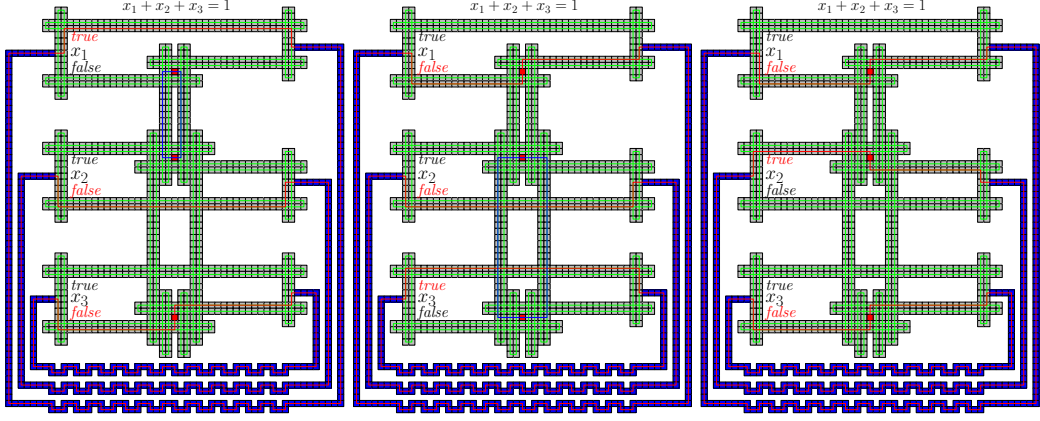
3 Complexity



Problem 53 in *The Open Problems Project* asks for the complexity of finding a minimum-cost (full) cycle cover in a 2-dimensional grid graph. This is by no means obvious: large parts of a solution can usually be deduced by local information and matching techniques. In fact, it was shown by Arkin et al. [5, 6] that the full coverage variant in *thin* grid graphs (which do not contain a 2×2 square, so every pixel is a boundary pixel) is solvable in polynomial time. In this section, we prove that finding a *full* cycle cover in 2-dimensional grid graphs with minimum turn cost is NP-hard, resolving *Problem 53*. We also show that *subset* coverage is NP-hard even for *thin* grid graphs, so the boundary techniques by Arkin et al. [5, 6] do not provide a polynomial-time algorithm.



► **Theorem 1.** *It is NP-hard to find a cycle cover with a minimum number of turns in a 2-dimensional grid graph.*

The proof is based on a reduction from *One-in-three 3SAT* (1-in-3SAT), which was shown to be NP-hard by Schaefer [28]: for a Boolean formula in conjunctive normal form with only three literals per clause, decide whether there is a truth assignment that makes exactly one literal per clause **true** (and exactly two literals **false**). For example, $(x_1 \vee x_2 \vee x_3) \wedge (\overline{x_1} \vee \overline{x_2} \vee \overline{x_3})$ is not (1-in-3) satisfiable, whereas $(x_1 \vee x_2 \vee x_3) \wedge (\overline{x_1} \vee \overline{x_2} \vee \overline{x_4})$ is satisfiable.

Full details can be found in Appendix B. See Fig. 4 for an example of how to represent the one-clause formula $x_1 + x_2 + x_3 = 1$ with its three possible 1-in-3 solutions, and Fig. 3 for the instance $x_1 + x_2 + x_3 = 1 \wedge \overline{x_1} + \overline{x_2} + \overline{x_4} = 1 \wedge \overline{x_1} + x_2 + \overline{x_3} = 1$. For every variable we have a gadget consisting of a gray  gadget and a zig-zagging, high-cost path of blue pixels. A cheap solution will traverse a blue path once and connect the ends through the remaining construction of gray and red pixels. Such *variable cycles* (highlighted in red)



■ **Figure 4** Construction for the one-clause formula $x_1 + x_2 + x_3 = 1$ and three possible solutions. Every variable has a cycle traversing a zig-zagging path of blue pixels. A variable is **true** if its cycle uses the upper path () through green/red pixels, **false** if it takes the lower path (). For covering the red pixels, we may use two additional turns. This results in three classes of optimal cycle covers, shown above. If we use the blue 4-turn cycle to cover the upper two red pixels, we are forced to cover the lower red pixel by the x_3 variable cycle, setting x_3 to **false**. The variable cycles of x_1 and x_2 take the cheapest paths, setting them to **true** or **false**, respectively. The alternative to a blue cycle is to cover all three red pixel by the variable cycles, as in the right solution.

must either go through the upper () or lower () lane of the variable gadget; the former corresponds to a **true** assignment, the later to a **false** assignment of the corresponding variable. Furthermore, a *clause gadget* modifies a lane of all three involved variable gadgets. This involves the gray pixels that are covered by the green cycles; we can show that they do not interfere with the cycles for covering the blue and red pixels, and cannot be modified to cover them. Hence, we can assume that we only have to cover red and blue pixels, but can pass over gray pixels, too.

To this end, we must connect the ends of the blue paths; as it turns out, the formula is satisfiable if and only if we can perform this connection in a manner that also covers one corresponding red pixel with at most two extra turns.

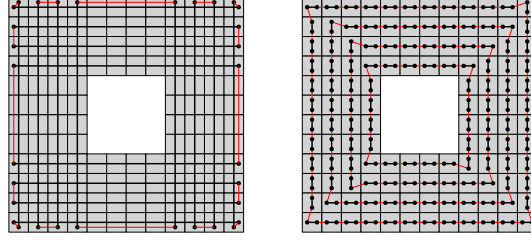
For subset cover we can also show hardness for *thin* grid graphs. Arkin et al. [5, 6] were able to exploit the structure of these graphs to compute an optimal minimum-turn cycle cover in polynomial time. If we only have to cover a subset of the vertices, the problem becomes NP-hard again. The proof is inspired by the construction of Aggarwal et al. [3] for the angular-metric cycle cover problem and significantly simpler than the one for full coverage. See Appendix C for proof details.

► **Theorem 2.** *The subset cycle cover problem is NP-hard, even in thin grid graphs.*

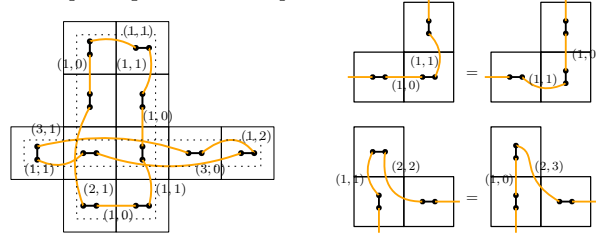
4 Approximation Algorithms

4.1 Cycle Cover

Arkin et al. [6] consider covering the pixels by a set of *full* strips, i.e., maximal, connected sets of collinear pixels. Their approximation algorithm first computes an optimal *Full-Strip Cover* and then connects these via minimum weight perfect matching, as shown in Fig. 5 (left). We propose algorithms that are based on pixel-sized strips, which we call *atomic* strips. These are matched into an overall solution, as shown in Fig. 5 (right). While this does not improve



■ **Figure 5** An instance in which the algorithm of Arkin et al. performs badly (left), while our algorithm returns the optimal solution (right). The former algorithm computes a minimum *full strip* cover and connects it via a minimum weight matching. Our algorithm determines an *atomic strip* per pixel and also connects these via matching. The red edges are the matching edges, the thick black edges are the *full strips* resp. *atomic strips*.

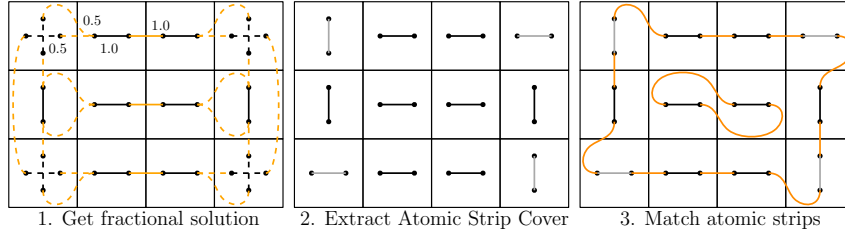


■ **Figure 6 (Left)** From an optimal cycle cover (dotted) we can extract an Atomic Strip Cover (thick black), such that the matching (orange) induces an optimal solution. The weights of the matching edges can be calculated from the tuple $(\#transitions, \#turns)$. Let $p(v)$ be the position/pixel and $d(v)$ the orientation of a vertex in this graph. The cost of an edge uv corresponds to the minimum cost of traveling from $p(u)$ with heading $d(u)$ to $p(v)$ with heading opposite to $d(v)$. **(Right)** For turns it does not matter if we choose the horizontal or vertical atomic strip.

the worst-case approximation factor for (orthogonal) grid graphs, our more flexible approach can be extended to yield constant-factor approximations for the more complex subset and penalty variants of both, cycle cover and tour problem even in e.g. 3-dimensional grids.

► **Definition 3.** *Full strips* are maximally connected sets of collinear pixel. They induce a (tour) segment that goes from the center of the first pixel to the center of the last pixel. *Atomic strips* are analogous to full strips but only cover a single pixel hence they only have an orientation but no length. A *strip cover* is a set of strips that cover all pixel. A *matching of strips* connects strips to a tour by connecting their endpoints by a perfect matching. The weight of a matching edge corresponds to the cost of connecting the two ends including the turns at the end points.

The number of strips in such an Atomic Strip Cover equals the number of pixels, which is fixed. Hence the objective is to find an Atomic Strip Cover that yields the cheapest perfect matching on the endpoints which connects them to a cycle cover. For a given optimal *cycle cover*, we can easily extract an Atomic Strip Cover, such that the matching again yields an optimal solution, see Fig. 6 (left). For each pixel we choose one of its transitions. If it is straight, we select the equally oriented strip; otherwise it does not matter, see Fig. 6 (right). The weight of the involved matching edges can easily be computed via shortest paths in a transformed directed graph, in which we add a vertex for every heading and a cycle of edges that allow us to switch between these (see Fig. 17). Thus, considering an (optimal) Atomic Strip Cover does not exclude an optimal solution (so it differs from Full Strip Cover); this of course also implies its hardness.



■ **Figure 7** Example of the approximation algorithm for a simple full cycle cover instance in a grid graph. First the fractional solution of the integer program (1)-(4) is computed. Strips and edges with value 0 are omitted, while dashed ones have value 0.5. Then the dominant (i.e., highest valued) atomic strips of this solution are selected. The grey atomic strips are ambiguous, i.e., we could have also chosen the other one. Finally, a minimum weight perfect matching on the ends of the atomic strips is computed. Please remember that the atomic strips do not have any length (but only an orientation) and hence, e.g., the curves in the corner are actually simple 90° turns.

Now our approximation algorithm proceeds as follows. Given a grid graph, we first determine an Atomic Strip Cover via linear programming. Computing an optimal Atomic Strip Cover is NP-hard; we can show that choosing the *dominant* strips for each pixel in the fractional solution, i.e. those with the highest value, suffices to obtain provable good solutions. Afterwards, we connect the atomic strips to a cycle cover, using a minimum-weight perfect matching. See Fig. 7 for an illustration.

We now describe the integer program whose linear programming relaxation is solved to select the dominant atomic strips. It searches for the optimal Atomic Strip Cover that yields the perfect matching with minimum weight. As already discussed, this matching equals the optimal cycle cover and vice versa.

Let P be the set of pixel for which each $p \in P$ has a set of atomic strips O_p , in this case a horizontal and a vertical one. Each atomic strip $vw \in O_p$ yields two vertices v and w ; the set of all such vertices is denoted by V_O . The vertices V_O induce a graph that may contain loop edges (but not multi-edges), with edges denoted by E_O . These edges E_O are the superset of edges for the matching and are undirected, i.e., $vw = wv \in E_O$. The loop-edges are only necessary for theoretical analysis and never actually used. The cost of such an edge $e \in E_O$ is denoted by $c(e) \in \mathbb{Q}_0^+$. For the usage of a matching edge $e = vw \in E_O$, we use the Boolean variable $x_e = x_{vw}$. For the usage of an atomic strip $o = vw \in O_p, p \in P$, we use the Boolean variable $y_o = y_{vw}$.

$$\min \sum_{e \in E_O} c(e)x_e \quad (1)$$

$$\text{s.t.} \quad \sum_{vw \in O_p} y_{vw} = 1 \quad p \in P \quad (2)$$

$$2x_{vv} + \sum_{e \in E_O(v), e \neq vv} x_e = 2x_{ww} + \sum_{e \in E_O(w), e \neq ww} x_e = y_{vw} \quad p \in P, vw \in O_p \quad (3)$$

$$x_e, y_o \in \mathbb{B} \quad e \in E_O, p \in P, o \in O_p \quad (4)$$

We minimize the cost of the used edges, with Eq. 2 forcing the selection of one atomic strip per pixel and Eq. 3 ensuring that exactly the vertices (endpoints) of the selected atomic strips are matched, with loop edges counting double due to their two ends. Our approximation algorithm selects the dominant strip, i.e., the strip with the highest value in the fractional solution of the linear programming relaxation. See Fig. 7 (left) for how such a fractional solution could look like and Fig. 7 (middle) for a corresponding Atomic Strip Cover.

► **Theorem 4.** *A minimum-weight perfect matching of the endpoints of the dominant atomic strips of the fractional solution of the integer program (1)-(4) yields a 4-approximation for cycle cover (with turn and distance costs) in grid graphs.*

Proof. Consider the described fractional Atomic Strip Cover and Matching of the integer program which is a lower bound on the optimal cycle cover. We now show that we can transform this solution to a Matching of the dominant strips with at most four times the value. First we modify the solution such that exactly the dominant strips are used. In the current solution, the dominant strips are already used with at least $\frac{1}{2}$, so doubling the solution ensures a full usage of them. Now we can remove all superfluous strip usages by replacing two fractional Matching edges that go through such a strip by a directly connecting Matching edge without increasing the cost. This can create loop Matching edges (assume these to have the same cost as the two edges they replace); these can easily be removed later. After this, we are left with a Matching polytope that is half-integral (based on the same proof as for Theorem 6.13 in the book of Cook et al. [13]). Thus, we can assume our Matching to be half-integral and double it to obtain an integral solution with double usages of strips. These double usages can be removed the same way as before while remaining integral. Whole redundant cycles may be removed on this way. We are now left with a feasible Matching of the dominant strips that has at most four times the cost of the original fractional solution, giving us the desired upper bound. More details on this proof can be found in Appendix D.1. ◀

4.1.1 Subset and Penalty Covers

The above approximation technique applies to *full* cycle cover. We now describe how it can be modified for subset or penalty coverage, as well as to other grids.

The key idea for subset and penalty cycle covers is to introduce virtual cycles that represent a non-coverage of a pixel. Such a virtual cycle only covers a single pixel; for pixels in $S \subset P$ (i.e., pixels that need to be covered) its cost is the penalty for non-coverage; for other pixels (that may be left uncovered) it is zero.

► **Theorem 5.** *The technique of matching dominant atomic strips can be used to obtain a 4-approximation for subset cycle cover and for penalty cycle cover.*

Proof. Subset coverage can be modeled by penalty coverage, so we focus on the latter. The coverage option by a virtual cycle contributes an additional (edge-) variable that is added to the objective function with the corresponding cost, as well as to the coverage constraint. In the matching it can be expressed as an edge between the two endpoints of the strip. This is orientation independent, so it does not matter to which of the two atomic strips it is added.

An important aspect of the proof of the original algorithm is that skipping a strip in the matching does not increase the cost. This may be violated if the penalty is more expensive than the cheapest cycle covering the pixel. However, in this case it is never beneficial to pay the penalty, and we can simply remove the possibility for this pixel. ◀

4.1.2 Other Grids

The idea of matching atomic strips can also be applied to other grids. This requires more strips per pixel, e.g., three for hexagonal or 3-dimensional grids. Then the modification to Theorem 4 is straightforward: The dominant strip is selected by at least $\frac{1}{\omega}$, where ω is the number of needed atomic strips per pixel. This increases the approximation factor (and the number of variables) to $\omega * 2$, without affecting the rest of the argument.

4.2 Tours

A given cycle cover approximation can be turned into a tour approximation at the expense of an additional constant factor. We sketch the basic ideas; see Appendix D.2 for details.

Because every cycle involves at least two points and a full rotation, we can use classic tree techniques known for TSP variants to connect the cycles and charge the necessary turns to the involved cycles. For full tours in grid graphs, greedily connecting cycles provides a tour with at most 1.5 times the turn cost of the cycle cover, while Theorem 5.6 of Arkin et al. [5] can be exploited to limit the length to 4 times the optimum.

► **Theorem 6.** *The cycle cover/subset cycle cover/penalty cycle cover in 2-dimensional grid graphs can be merged to a tour/subset tour/penalty tour with a cost of at most 6/10/12 the optimal cost in grid graphs. In more general grid graphs, we can get a factor of 4ω for full coverage.*

For subset tours and tours in other grid graphs we can connect the cycles with limited extra cost as follows. Consider a complete weighted graph $G_{\mathcal{C}}(\mathcal{C}, E_{\mathcal{C}})$ on the cycles of a cycle cover \mathcal{C} . We assume that all intersecting cycles are already connected; if necessary, charge this to the cycle that gets merged. The edge weight $w(c_1, c_2)$ for the edge between cycle c_1 and cycle c_2 is the cheapest connection from a pixel of c_1 to a pixel of c_2 (symmetric). Doubling the corresponding paths of an MST on $G_{\mathcal{C}}$ connects the cycle cover with an additional cost of at most 2OPT for the MST and four simple turns (i.e., 360°) for connecting each of the $|\mathcal{C}| - 1$ doubled paths with its two cycles; this is bounded by the cost of the cycle cover. For full coverage in more general grid graphs, the cost of the MST edges and the turns can be fully charged to the merged cycle.

For penalty tours we have to account for the possibility that cycles can also be removed instead of connected. Here we can use a 2-approximation of the prize-collecting Steiner tree on $G_{\mathcal{C}}$, where the prize of a cycle is the sum of the penalties of all its pixels. Doubling the corresponding paths of this prize-collecting Steiner tree connects the cycle cover with an additional cost of at most 4OPT for the tree and four turns per cycle in \mathcal{C} , which is bounded by the cost of the cycle cover.

4.3 Geometric Instances

As described by Arkin et al., it is also of interest to consider settings in which we are not necessarily given a grid, but a limited number of ω different orientations (i.e., 2ω possible ways to leave a point), possibly together with some obstacles, as shown in Fig. 2 (Right). Hence, a cycle cover/tour consists of cheapest paths between two configurations, with the cost of a path being a linear combination of length and turn angles. This is a variant of the angular-metric traveling salesman problem [3, 21], with a limited number of orientations at points of interest. The above techniques can be generalized to this scenario; see Appendix C.3 for details.

► **Theorem 7.** *For covering with turn cost and ω different orientations, there is a 2ω -approximation algorithm for full and penalty cycle cover and a $4\omega + 2$ ($4\omega + 4$, resp.) approximation algorithm for full tours (or penalty tours, resp.).*

The runtime increases polynomially with ω . Without obstacles, this also works for higher-dimensional spaces, for which the shortest path with obstacles can no longer be computed efficiently.

5 Conclusions

We have presented a number of theoretical results on finding optimal tours and cycle covers with turn costs. In addition to resolving the long-standing open problem of complexity, we were able to demonstrate that LP/IP-based solution methods do not only provide worst-case guarantees, but also allow practical performance evaluation when combined with appropriate algorithm engineering. We believe that this is an important and interesting perspective for other geometric optimization problems.

As described in [10], the underlying problem is also of practical relevance. As it turns out, our approach does not only yield polynomial-time approximation algorithms; enhanced by an array of algorithm engineering techniques, they can be employed for actually computing optimal and near-optimal solutions for instances of considerable size. Further details on these algorithm engineering aspects will be provided in our forthcoming paper [18].

References

- 1 Pankaj K. Agarwal, Therese C. Biedl, Sylvain Lazard, Steve Robbins, Subhash Suri, and Sue Whitesides. Curvature-constrained shortest paths in a convex polygon. *SIAM Journal on Computing*, 31(6):1814–1851, 2002.
- 2 Pankaj K. Agarwal and Hongyan Wang. Approximation algorithms for curvature-constrained shortest paths. *SIAM Journal on Computing*, 30(6):1739–1772, 2000.
- 3 Alok Aggarwal, Don Coppersmith, Sanjeev Khanna, Rajeev Motwani, and Baruch Schieber. The angular-metric traveling salesman problem. *SIAM Journal on Computing*, 29(3):697–711, 1999.
- 4 Oswin Aichholzer, Anja Fischer, Frank Fischer, J Fabian Meier, Ulrich Pferschy, Alexander Pilz, and Rostislav Staněk. Minimization and maximization versions of the quadratic travelling salesman problem. *Optimization*, 66(4):521–546, 2017.
- 5 Esther M. Arkin, Michael A. Bender, Erik D. Demaine, Sándor P. Fekete, Joseph S. B. Mitchell, and Saurabh Sethia. Optimal covering tours with turn costs. In *Proceedings of the Twelfth Annual ACM-SIAM Symposium on Discrete Algorithms (SODA01)*, pages 138–147, 2001.
- 6 Esther M. Arkin, Michael A. Bender, Erik D. Demaine, Sándor P. Fekete, Joseph S. B. Mitchell, and Saurabh Sethia. Optimal covering tours with turn costs. *SIAM Journal on Computing*, 35(3):531–566, 2005.
- 7 Esther M. Arkin, Sándor P. Fekete, and Joseph S. B. Mitchell. Approximation algorithms for lawn mowing and milling. *Comput. Geom.*, 17(1-2):25–50, 2000.
- 8 Takao Asano, Tetsuo Asano, Leonidas J. Guibas, John Hershberger, and Hiroshi Imai. Visibility of disjoint polygons. *Algorithmica*, 1(1):49–63, 1986.
- 9 Sebastian Astroza, Priyadarshan N Patil, Katherine I Smith, and Chandra R Bhat. Transportation planning to accommodate needs of wind energy projects. In *Transportation Research Board–Annual Meeting*, 2017. article 17-05309.
- 10 Aaron T. Becker, Moustafa Debboun, Sándor P. Fekete, Dominik Krupke, and An Nguyen. Zapping zika with a mosquito-managing drone: Computing optimal flight patterns with minimum turn cost. In *33rd Annual Symposium on Computational Geometry (SoCG)*, pages 62:1–62:5, 2017. Video at <https://www.youtube.com/watch?v=SFyOMDgdNao>.
- 11 Nadia M. Benbernou. *Geometric Algorithms for Reconfigurable Structures*. Ph.d. thesis, Massachusetts Institute of Technology, 2011.
- 12 Jean-Daniel Boissonnat and Sylvain Lazard. A polynomial-time algorithm for computing a shortest path of bounded curvature amidst moderate obstacles. In *Proceedings of the Twelfth Annual Symposium on Computational Geometry (SoCG)*, pages 242–251, 1996.

- 13 W.J. Cook, W.H. Cunningham, W.R. Pulleyblank, and A. Schrijver. *Combinatorial Optimization*. Wiley-Interscience, 1997.
- 14 Igor R. de Assis and Cid C. de Souza. Experimental evaluation of algorithms for the orthogonal milling problem with turn costs. In *Proceedings of the 10th International Symposium on Experimental Algorithms (SEA)*, pages 304–314, 2011.
- 15 Mark De Berg, Otfried Cheong, Marc Van Kreveld, and Mark Overmars. *Computational Geometry*. Springer, 2008.
- 16 Erik D. Demaine, Joseph S. B. Mitchell, and O’Rourke Joseph. The open problems project. <http://cs.smith.edu/~orourke/TOPP/>. URL: <http://cs.smith.edu/~orourke/TOPP/>.
- 17 Lester E Dubins. On curves of minimal length with a constraint on average curvature, and with prescribed initial and terminal positions and tangents. *American Journal of Mathematics*, 79(3):497–516, 1957.
- 18 Sándor P. Fekete and Dominik Krupke. Covering tours and cycle covers with turn costs: Solving large instances, 2018. Manuscript.
- 19 Sándor P. Fekete and Gerhard J. Woeginger. Angle-restricted tours in the plane. *Computational Geometry: Theory and Applications.*, 8:195–218, 1997.
- 20 Mike Fellows, Panos Giannopoulos, Christian Knauer, Christophe Paul, Frances A. Rosamond, Sue Whitesides, and Nathan Yu. Milling a graph with turn costs: A parameterized complexity perspective. In *Proceedings of the 36th International Workshop on Graph Theoretic Concepts in Computer Science (WG)*, pages 123–134, 2010.
- 21 Anja Fischer, Frank Fischer, Gerold Jäger, Jens Keilwagen, Paul Molitor, and Ivo Grosse. Exact algorithms and heuristics for the quadratic traveling salesman problem with an application in bioinformatics. *Discrete Applied Mathematics*, 166:97–114, 2014.
- 22 Subir Kumar Ghosh and David M. Mount. An output-sensitive algorithm for computing visibility graphs. *SIAM Journal on Computing*, 20(5):888–910, 1991.
- 23 Michel X. Goemans and David P. Williamson. A general approximation technique for constrained forest problems. *SIAM Journal on Computing*, 24(2):296–317, 1995.
- 24 Sylvain Lazard, John Reif, and Hongyan Wang. The complexity of the two dimensional curvatureconstrained shortest-path problem. In *Proceedings of the Third International Workshop on the Algorithmic Foundations of Robotics (WAFR)*, pages 49–57. Citeseer, 1998.
- 25 Alberto Marchetti-Spaccamela, Vincenzo Bonifaci, Stefano Leonardi, and Giorgio Ausiello. Prize-collecting traveling salesman and related problems. In Teofilo F. Gonzalez, editor, *Handbook of Approximation Algorithms and Metaheuristics*. Chapman and Hall/CRC, 2007.
- 26 Olaf Maurer. Winkelminimierung bei Überdeckungsproblemen in Graphen. Diplomarbeit, Technische Universität Berlin, 2009.
- 27 Jerome Le Ny, Eric Feron, and Emilio Frazzoli. On the Dubins traveling salesman problem. *IEEE Transactions on Automation and Control*, 57(1):265–270, 2012.
- 28 Thomas J. Schaefer. The complexity of satisfiability problems. In *Proceedings of the 10th Annual ACM Symposium on Theory of Computing (STOC)*, pages 216–226, 1978.
- 29 Clifford Stein and David P. Wagner. Approximation algorithms for the minimum bends traveling salesman problem. In *Proceedings of the 8th International Conference on Integer Programming and Combinatorial Optimization (IPCO)*, pages 406–422, 2001.
- 30 Ryo Takei, Richard Tsai, Haochong Shen, and Yanina Landa. A practical path-planning algorithm for a simple car: A Hamilton-Jacobi approach. In *Proceedings of the American Control Conference (ACC), 2010*, pages 6175–6180, 2010.
- 31 Emo Welzl. Constructing the visibility graph for n -line segments in $o(n^2)$ time. *Information Processing Letters*, 20(4):167–171, 1985.

A Formal Problem Definition

For easier reference, we provide a full set of formal definitions. I case of acceptance, these will be contained in a full version of the paper, to be posted at the arXiv.

A.1 Grid Graphs

In the followin, we formalize the different problem variants. We focus on 2-dimensional grid graphs; the generalization to other grids is straightforward.

► **Definition 8 (Cycle).** A *cycle* in a 2-dimensional grid graph $G(V, E)$ is a sequence of pixel/vertices $v_0, v_1, \dots, v_n \in V$ with $v_0 = v_n$ and $\forall v_i, v_{i+1} : \{v_i, v_{i+1}\} \in E$. It has length $n \geq 2$, which equals the number of transitions.

Note that a pixel can be visited multiple times by a cycle. We acquire at least two distinct pixels in a cycle to prevent degeneracies.

The *cost* of a cycle consists of two parts: costs for each turn and costs for each pixel transition (or its length). We also refer to these costs as *turn costs* and *distance costs*. There are three different possible turns: $+90^\circ$, -90° , and 180° . We count $+90^\circ$ and -90° as a single turn, while u-turns of 180° incur a cost of two simple turns. We get analogous values for a hexagonal grid, with turns of $\pm 60^\circ$, $\pm 120^\circ$, and 180° turns and incurring a cost of one turn, two turns, and three turns, respectively.

A transition from one pixel to an adjacent pixel adds 1 to the length of the tour. The cost of a cycle is a linear combination of the number of turns and its length: for a cycle γ of length s and t has a cost $c_{\kappa, \tau}(\gamma) = s * \kappa + t * \tau$, with $\kappa \in \mathbb{R}_0^+$ and $\tau \in \mathbb{R}_0^+$ being two appropriate constants. (Thus, a cycle that only covers two adjacent pixels has a turn cost of 4 and a length of 2.)

We now consider the details of the different variants.

A.1.1 Full Coverage

The simplest problem variants are *full coverage cycle cover* and *full coverage tour cover*, where it every pixel has to be covered by a cycle cover or a tour, respectively.

► **Problem 1 (Full cycle cover).** Given a connected grid graph $G = (V, E)$ and two weights $\kappa, \tau \in \mathbb{R}_0^+$. Find a set of cycles $\mathcal{C} = \{\pi_0, \pi_1, \dots\}$ such that every vertex $v \in V$ is visited at least once by some cycle of \mathcal{C} and $\sum_{\pi_i \in \mathcal{C}} c_{\kappa, \tau}(\pi_i)$ is minimal.

A cycle cover is a tour if it only contains a single cycle.

► **Problem 2 (Full tour).** Given a connected grid graph $G = (V, E)$ and two weights $\kappa, \tau \in \mathbb{R}_0^+$. Find a single closed cycle (a *tour* π in G , such that every vertex $v \in V$ is visited at least once, and $c_{\kappa, \tau}(\pi)$ is minimized.

A.1.2 Subset Coverage

If we only need to visit a subset of pixels, we get problem variations similar to the *Steiner tree on graphs* as a variation of the *minimum spanning tree*.

► **Problem 3 (Subset cycle cover).** Given a connected grid graph $G = (V, E)$, a set $S \subseteq V$, and two weights $\kappa, \tau \in \mathbb{R}_0^+$. Find a set of cycles $\mathcal{C} = \{\pi_0, \pi_1, \dots\}$ such that every vertex $v \in S$ is visited at least once by some cycle of \mathcal{C} , and $\sum_{\pi_i \in \mathcal{C}} c_{\kappa, \tau}(\pi_i)$ is minimized.

And the respective tour version of the problem:

► **Problem 4 (Subset tour).** Given a connected grid graph $G = (V, E)$, a set $S \subseteq V$, and two weights $\kappa, \tau \in \mathbb{R}_0^+$. Find a tour/cycle π in G such that every vertex $v \in S$ is visited at least once, and $c_{\kappa, \tau}(\pi)$ is minimized.

For $V = S$, Problem 3 and Problem 4 are equivalent to Problem 1 and Problem 2, respectively.

A.1.3 Penalty Coverage

Another natural generalization arises from covering pixels with different values or densities. This is similar to the *penalty traveling salesman problem (PTSP)* variation of the TSP. For the PTSP, a 2-approximation is known for the case that the triangulation inequality holds for the corresponding graph [23]. The PTSP is often also wrongly called the *prize-collecting traveling salesman problem (PCTSP)* but the PCTSP also contains a quota that has to be fulfilled, see [25].

The definitions of cycle cover and tour variants can be given as follows.

► **Problem 5 (Penalty cycle cover).** Given a connected grid graph $G = (V, E)$, a penalty function $\rho : V \rightarrow \mathbb{R}_0^+$, and two weights $\kappa, \tau \in \mathbb{R}_0^+$. Find a set of cycles $\mathcal{C} = \{\pi_0, \pi_1, \dots\}$, such that $\sum_{\pi_i \in \mathcal{C}} c_{\kappa, \tau}(\pi_i) + \sum_{v \in V \setminus V(\mathcal{C})} \rho(v)$ is minimized, where $V(\mathcal{C})$ denotes the pixel covered by \mathcal{C} .

► **Problem 6 (Penalty tour).** Given a connected grid graph $G = (V, E)$, a penalty function $\rho : V \rightarrow \mathbb{R}_0^+$, and two weights $\kappa, \tau \in \mathbb{R}_0^+$. Find a tour/cycle π in G , such that $c_{\kappa, \tau}(\pi) + \sum_{v \in V \setminus V(\pi)} \rho(v)$ is minimized.

In some scenarios, the PTSP is defined with a root vertex that has to be covered; this can be modeled in our formulation by setting the penalty for the root pixel sufficiently high. Similarly, the penalty coverage problem can model the subset coverage problem by using a high penalty for the pixels in the subset.

A.2 Geometric Versions

We can generalize the previous definitions to more general geometric versions. We express a cycle as a sequence of configurations (position and heading). A point p with the discretized orientations $\delta(p)$ is covered by a cycle if one of its configurations $\{(p, \alpha), (p, \alpha + \pi) \mid \alpha \in \delta(p)\}$ is in the cycle. The transition between two subsequent such configurations equals the optimal transition and the cost of the cycle is the sum of the cost of these transitions.

► **Definition 9.** A *cycle* C for a set of points P with the discrete orientations $\delta : P \rightarrow \mathcal{P}([0, \pi))$ in a polygonal environment with the obstacles \mathcal{O} is a sequence of configurations $\sigma_0 = (p_0 \in P, \alpha_0 \in \{\alpha, \alpha + \pi \mid \alpha \in \delta(p_0)\}), \dots, \sigma_n = (p_n \in P, \alpha_n \in \{\alpha, \alpha + \pi \mid \alpha \in \delta(p_n)\})$ with $\forall i = 0, \dots, n-1 : p_i \neq p_{i+1}$. The cost $c_{\mathcal{O}, \kappa, \tau}(C)$ of a cycle is the sum of minimum-cost transitions between any two subsequent configurations

$$c_{\mathcal{O}, \kappa, \tau}(C) = \text{SP}_{\mathcal{O}, \kappa, \tau}(c_n, c_0) + \sum_{i=0, \dots, n-1} \text{SP}_{\mathcal{O}, \kappa, \tau}(c_i, c_{i+1}),$$

where $\text{SP}_{\mathcal{O}, \kappa, \tau}(c_a, c_b)$ denotes the minimum-cost transition (shortest path) from configuration c_a to c_b around the obstacles \mathcal{O} with distance cost parameter κ and the turn cost parameter τ . If no such transition exists, we assume the cost to be infinite.

Moreover, for a point $p \in P$ and a cycle C , we denote $p \in C \iff \exists \beta \in \{\alpha, \alpha + \pi \mid \alpha \in \delta(p)\} : (p, \beta) \in C$ as p being covered by C . ◀

In the full coverage variant, we want a set of cycles (cycle cover) or a single cycle (tour) such that the sum of distance costs and turn costs are minimal and every point $p \in P$ is covered.

► **Problem 7 (Full coverage geometric cycle cover).** Given a set of polygonal obstacles \mathcal{O} in \mathbb{R}^2 , a set of points P that do not lie within any obstacle, and a function $\delta : P \rightarrow \mathcal{P}([0, \pi))$ with $\forall p \in P : |\delta(p)| \leq \omega$ for some fixed $\omega \in \mathbb{N}^+$. Further, the distance cost weight $\kappa \in \mathbb{R}_0^+$ and the turn cost weight $\tau \in \mathbb{R}_0^+$. Wanted is a set of cycles $\mathcal{C} = C_0, \dots, C_m$ that do not intersect \mathcal{O} , such that $\sum_{C_i \in \mathcal{C}} c_{\mathcal{O}, \kappa, \tau}(C_i)$ is minimal, and every point $p \in P$ is covered by a least on cycle $C_i \in \mathcal{C}$.

► **Problem 8 (Full coverage geometric tour).** Given a set of polygonal obstacles \mathcal{O} in \mathbb{R}^2 , a set of points P that do not lie within any obstacle, and a function $\delta : P \rightarrow \mathcal{P}([0, \pi))$ with $\forall p \in P : |\delta(p)| \leq \omega$ for some fixed $\omega \in \mathbb{N}^+$. Further, the distance cost weight $\kappa \in \mathbb{R}_0^+$ and the turn cost weight $\tau \in \mathbb{R}_0^+$. Wanted is a single polygonal cycle C that does not intersect \mathcal{O} , such that $c_{\mathcal{O}, \kappa, \tau}(C)$ is minimal and every point $p \in P$ is covered.





In the penalty coverage variant, we want a set of cycles (cycle cover) or a single cycle (tour), such that the sum of distance costs, turn costs, and penalty costs are minimal. The penalty $\rho(p)$ is added for every point $p \in P$ that is not covered.

► **Problem 9 (Penalty geometric cycle cover).** Given a set of polygonal obstacles \mathcal{O} in \mathbb{R}^2 , a set of points P that do not lie within any obstacle, a function $\delta : P \rightarrow \mathcal{P}([0, \pi))$ with $\forall p \in P : |\delta(p)| \leq \omega$ for some fixed $\omega \in \mathbb{N}^+$, and a penalty function $\rho : P \rightarrow \mathbb{R}_0^+$. Further, let $\kappa \in \mathbb{R}_0^+$ be the distance cost coefficient and $\tau \in \mathbb{R}_0^+$ be the turn cost coefficient. Wanted is a set of cycles \mathcal{C} for which $\sum_{C_i \in \mathcal{C}} c_{\mathcal{O}, \kappa, \tau}(C_i) + \sum_{p \in P, \forall C_i \in \mathcal{C} : p \notin C_i} \rho(p)$ is minimal.

► **Problem 10 (Penalty geometric tour).** Given a set of polygonal obstacles \mathcal{O} in \mathbb{R}^2 , a set of points P that do not lie within any obstacle, a function $\delta : P \rightarrow \mathcal{P}([0, \pi))$ with $\forall p \in P : |\delta(p)| \leq \omega$ for some fixed $\omega \in \mathbb{N}^+$, and a penalty function $\rho : P \rightarrow \mathbb{R}_0^+$. Further, the distance cost weight $\kappa \in \mathbb{R}_0^+$ and the turn cost weight $\tau \in \mathbb{R}_0^+$. Wanted is a single polygonal cycle C for which $c_{\mathcal{O}, \kappa, \tau}(C) + \sum_{p \in P, p \notin C} \rho(p)$ is minimal.

B Details on NP-Hardness of Minimum-Turn Cycle Cover

We provide additional details of the proof of Theorem 1.

An example is given in Fig. 3 for the instance $x_1 + x_2 + x_3 = 1 \wedge \overline{x_1} + \overline{x_2} + \overline{x_4} = 1 \wedge \overline{x_1} + x_2 + \overline{x_3} = 1$. For every variable we have a  gadget consisting of a gray  gadget and a zig-zagging, high-cost path of blue pixels. A cheap solution will traverse a blue path once and connect the ends through the remaining construction of gray and red pixels. Such *variable cycles* (highlighted in red) must either go through the upper () or lower () lane of the variable gadget; the former corresponds to a **true** assignment, the later to a **false** assignment of the corresponding variable. Furthermore, a *clause gadget* modifies a lane of all three involved variable gadgets. This involves the gray pixels that are covered by the green cycles; we can show that they do not interfere with the cycles for covering the blue and red pixels, and cannot be modified to cover them. Hence, we can assume that we only have to cover red and blue pixels, but can pass over gray pixels, too.

To this end, we must connect the ends of the blue paths; as it turns out, the formula is satisfiable if and only if we can perform this connection in a manner that also covers one corresponding red pixel with at most two extra turns.

There are three important conclusions.

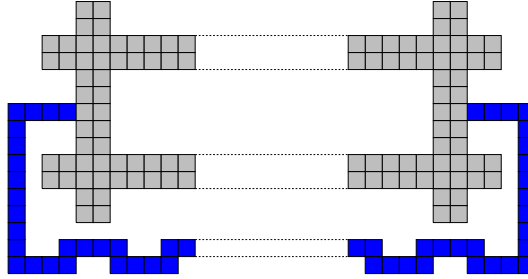
- The gray pixels are always covered by the green cycles or the solution can be modified without extra turns. Thus, we only need to focus on the logic of covering the blue and red pixels. This is based on the observation that for keeping tight local upper bounds on the number of turns, we are only allowed to make turns at very specific locations.
- There are only the red variable cycles that cover exactly the red pixels on the **true** or **false** lane and the simple 4-turn blue cycles for covering two vertically adjacent red pixels available for covering the red and blue pixels within the upper bounds of turns for satisfiable constructions.
- A coverage with only two turns per red pixel is possible if and only if the underlying formula is satisfiable.

The first item is the most challenging, but also most crucial part.

Theorem 1. *It is NP-hard to find a cycle cover with a minimum number of turns in a 2-dimensional grid graph.*

B.1 Basic Construction

We use a reduction from *One-in-three 3SAT*. Refer to Fig. 3 for the overall construction. Fig. 8 shows the building block for a variable gadget, formed by a zig-zagging path, marked in blue; this path enforces its covering cycle to go through the box (gray) of the variable, because a double coverage of itself would be too expensive because of the zig-zagging part. It can be seen that this covering cycle takes the upper path if the corresponding variable is set to **true** and takes the lower path if the variable is set to **false**.

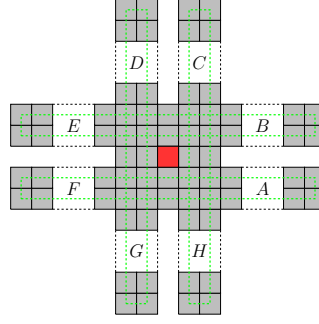


■ **Figure 8** The construction of a variable gadget. The blue part has to be covered by letting the cycle corresponding to this variable go through the gray part. If the path takes the upper path, the variable is set to **true**; if it takes the lower path, the variable is set to **false**.

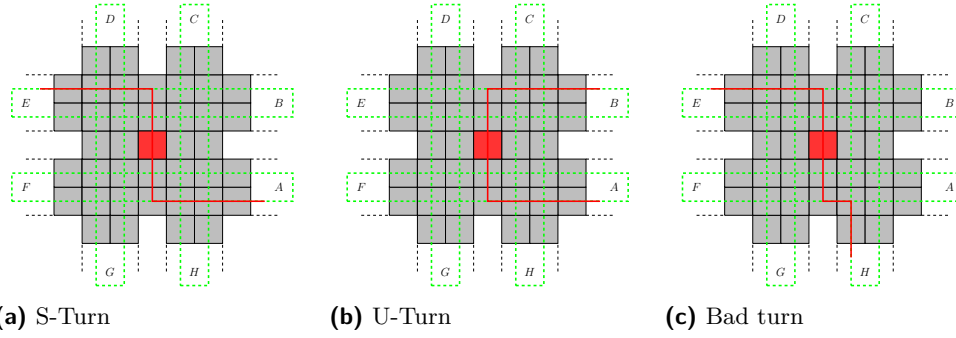
The basic idea for representing literals in clauses is shown in Fig. 9; this basic element is employed in sets of three for each clause, arranged in a horizontal vector of “connectors” to the corresponding variable paths, making use of appropriate geometric extensions to account for (logical) parity, which are described and motivated in the following subsection; of critical importance is the central “crucial” pixel marked in red in all figures.

B.2 Logical Ideas and Details of the Construction

The key idea of the reduction is that information can only be encoded in pixels for which we do not know in which orientation they are crossed without turning (otherwise matching techniques can be used, as utilized by our approximation algorithm). This means that, e.g., pixels on the boundary are easy to deal with. Also, pixels for which we know that there is a turn or that are crossed straight in both orientations are not critical: in a solution, they



■ **Figure 9** Basic block for the hardness proof. Only the red “crucial” pixel is of algorithmic interest, as described in the text.



■ **Figure 10** Three ways of covering the crucial pixel. The first two keep the orientation and have a cost of 2. The third one changes the orientation, and thus has a cost of at least 3.

may only be used indirectly for information propagation. Based on these observations, we consider variants of the construction in Fig. 9 as fundamental information elements. The optimality of the green cycles is argued in the next section, and thus the corresponding pixels are trivially covered.

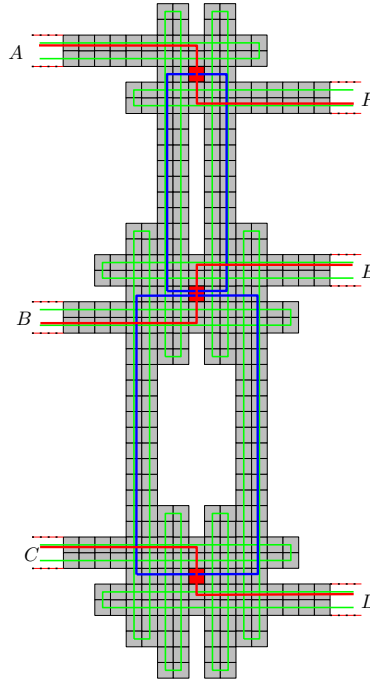
Covering a crucial pixel is more difficult. Covering it by an additional cycle or modifying the green cycles costs always at least 4 turns. Assume we create a path from one entry (A, B, C, D, E, F, G, H) to another and cover the crucial pixel by this path. For example, a path entering at A and leaving at E would allow us to cover the crucial pixel at a cost of 2 while a path entering at A and leaving at D has at least 3 turns if also covering the crucial pixel, see Fig. 10. Actually, we can cover the crucial pixel with a cost of 2 exactly with S- and U-turns, i.e., paths that do not change the orientation. In addition, it can be seen that the crucial pixel always needs at least two turns within this construction.

Now consider the construction shown in Fig. 11 that uses a combination of elements as described above. Assume all turns made outside the construction are free and all six “exits” A, B, C, D, E, F are connected from outside. This means that every red highlighted pixel can be covered by a cycle of cost two that traverses the exits above and below (see blue paths in Fig. 11). The green cycles are still necessary; employing them for covering the crucial pixel is too expensive, so we can concentrate on how to cover the red highlighted pixels by additional cycles. It can be seen that there are only five potential cycles that involve not more than a cost of two turns per crucial pixel: these are the three mentioned red cycles that use the exterior and the two interior cycles marked in blue in Fig. 11 (the cycles can

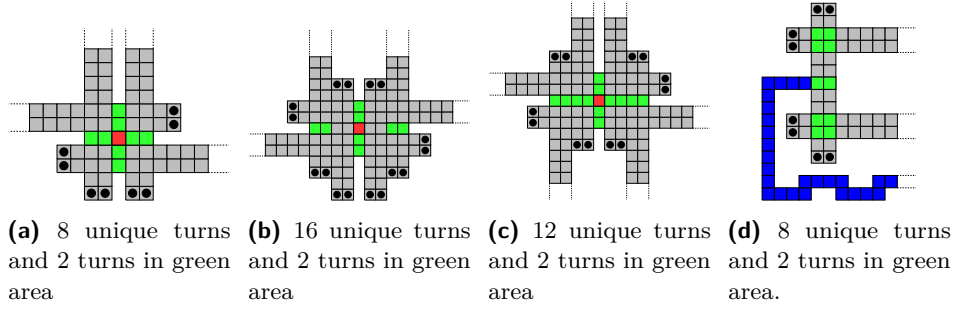
be slightly shifted without changing them in a useful manner). This results in only three potential optimal solutions (refer to Fig. 4):

1. Using the upper red cycle to cover the upper crucial pixel and the lower blue cycle to cover the middle crucial pixel and lower crucial pixel.
2. Using the lower red cycle to cover the lower crucial pixel and the upper blue cycle to cover the middle crucial pixel and the upper crucial pixel.
3. Using all three red cycles to cover each crucial pixel separately.

For constructing a clause $x_1 + x_2 + x_3 = 1$ with x_1 being above x_2 and x_3 being below x_2 we now place the upper crucial pixel of Fig. 11 on the **false** path of x_1 , the middle pixel on the **true** path of x_2 and the lower crucial pixel on the **false** path of x_3 as illustrated in Fig. 4. If we take the **true** path of x_2 , we now have to take the **false** paths of x_1 and x_3 . If we take the **false** path of x_2 we need to block the **false** path of either x_1 or x_3 (but not both) by a red cycle. The other variable paths (without the crucial pixel) do not need any turns and are hence always preferred if the red pixel does not have to be covered. Note that any external cycle that enters the construction (e.g., through A) needs at least two turns to leave it again through another exit. Hence, passing through this construction should always be combined with covering an uncovered red pixel, for which we have only one choice with two turns, in order to account for the two necessary turns. By concatenating these clauses, we can form any *One-in-three 3SAT* formula, see Fig. 3.



■ **Figure 11** Assuming that all turns made outside are free, there are only five potential cycles to cover the crucial pixels: the three exterior red cycles and the two interior blue cycles. Assigning the usage of the upper red cycle the Boolean variable x_1 (and analogous for the middle and the lower x_2 and x_3 , resp.) leads to the Boolean formula $(x_1 \vee x_3) \wedge (x_2 \leftrightarrow x_1 \wedge x_3)$ or $\overline{x_1} + x_2 + \overline{x_3} = 1$.



■ **Figure 12** Lower bounds on the number of turns in the different parts of the construction (possibly reflected). The black dots represent turn position necessary to meet the lower bound.

B.3 A Tight Lower Bound

We now give a tight lower bound on the number of turns in a cycle cover. In order to achieve it, the turns have to be made at very specific positions. For this purpose it is sufficient to limit our view onto local components and state that in each of these disjunct components a specific number of turns has to be made. The global lower bound is then the sum of all local lower bounds. Later we show that these turns are only sufficient if the corresponding formula is satisfiable.

► **Lemma 10.** *On every full strip (i.e., a maximal connected collinear set of pixels) in the grid graph, a cycle cover has to have an even number of turns (u-turns counting twice).*

Proof. For every turn that enters the strip, there needs to be a turn for leaving it. Turns that do not enter/leave the strip are u-turns. ◀

► **Lemma 11.** *Given any pixel p of a grid graph and a corresponding cycle cover C . If there is no turn on p , then there has to be a turn left of p and another turn right of p (on the horizontal full strip through p), or there has to be a turn above p and another below p (on the vertical full strip through p). If there is a turn at p , there are at least three turns on the star consisting of the horizontal and vertical full strip through p .*

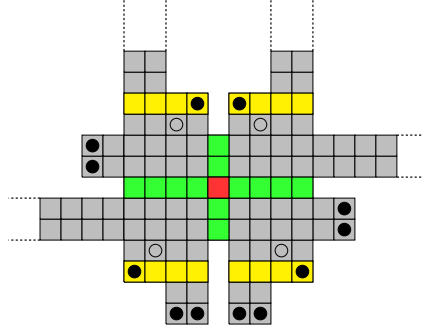
Proof. If there is no turn on p , there is a straight part of a cycle going through it. At either end of this straight part, it needs to turn in order to close the cycle. If there is a turn at p , the claim follows by Lemma 10. ◀

Now we can deduce the turn positions for all essential parts of the construction, as stated in the next lemma.

► **Lemma 12.** *In Fig.12, the essential parts of the construction are displayed (possibly reflected). For these parts we can give the following lower bounds on the necessary number of interior turns and constraints on the positions of turns if this bound is tight: In a part as shown in Fig. 12a/12b/12c/12d (excluding the blue area), we need at least 10/18/14/10 interior turns. To achieve exactly this lower bound, there has to be exactly one turn at every black dot and the remaining two turns have to be in the green area.*

Proof. There needs to be at least one turn in every corner pixel, making Fig. 12a and 12d trivial. In Fig. 12b and 12c we have some additional non-corner pixels for which we need easy additional arguments based on Lemma 10 and 11.

We give the details for the part in Fig. 12b; the adaption to Fig. 12c is straightforward. The used arguments are highlighted in Fig. 13. First, there are already 12 corner pixels, so we have only 6 turns left to cover this local part. Note that we assume that we can appropriately place turns outside this local part, so we are using only local arguments and the turn constraints remain feasible in the global construction. We need at least 6 additional turns: one on each yellow area due to Lemma 10 and two on the green area due to Lemma 11. There can be no turn on the red pixel; otherwise we would need three of the six turns on the green and red pixels, contradicting the fact that we already need at least four in the yellow locations. In order to remain locally optimal, turns on the gray and red pixel thus are impossible; however, these pixels still need to be covered, in particular the pixels marked by hollow circles. Lemma 11 applied on these pixel forces us to place a turn on the adjacent yellow pixel above or below them, leaving only two further turns for covering the red pixel. Lemma 10 additionally forbids turns on two pixels to the left and right of the red pixel: We need the ability to make turns outside in order to fulfill it.



■ **Figure 13** Auxiliary figure for the proof of Lemma 12.

► **Lemma 13.** *Given a construction, as described above, for an arbitrary formula with v variables and c clauses. Let k be the number of corner pixels in the zig-zagging paths of the variable gadgets (highlighted in blue). Then every cycle cover has to have at least $20v + 42c + k$ turns.*

Proof. There is no interference between these local bounds, because in the proof we did not charge for exterior (not inside considered local part) turns made by possible cycles. Thus, the claim follows by summing over the local bounds for all local parts using Lemma 12. ◀

B.4 An Upper Bound for Satisfiable Formulas

We can construct a solution that matches the lower bound given in Lemma 13 if the corresponding formula of the grid-graph construction is satisfiable.

► **Lemma 14.** *Given a construction for an arbitrary formula with v variables and c clauses, as described above. Let k be the number of corner pixels in the zig-zagging paths of the variable gadgets (highlighted in blue). If the formula is satisfiable, there exists a cycle cover with $20v + 42c + k$ turns.*

Proof. It is straightforward to deduce this from the description of the construction and Fig. 3, so we only sketch the details. Cover the gray pixels using only simple green 4-turn cycles on the explicit turns (black dots), as shown in Fig. 12. Select an arbitrary but fixed satisfiable

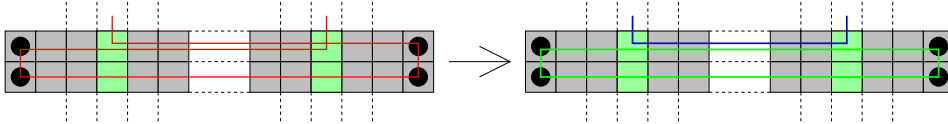
solution for the formula. If a variable assignment is **true**, add a cycle that traverses all blue pixels of the variable and all upper crucial pixels of the variable with a minimum number of turns. This cycle has a turn at every blue corner pixel belonging to the variable, two turns per crucial pixel, and two further turns at each end to connect to the blue pixels. If a variable assignment is **false**, proceed analogously, but for the lower row of crucial pixels belonging to this variable. As the assignment is feasible, there are either none or exactly two remaining crucial red pixels per clause gadget. If there are two, they are vertically adjacent and we can cover them by a simple blue 4-turn cycle. As Lemma 12 leaves us with exactly 2 turns to select per crucial pixel, this matches the lower bound. ◀

B.5 Lower Bound for Unsatisfiable Formulas

If the formula corresponding to the grid graph construction is not satisfiable, we can deduce that the number of turns given by Lemma 13 is not sufficient for a full coverage. We first show that in a cycle cover that matches the lower bound, we can separate a cycle cover for the gray pixels from the rest.

► **Lemma 15.** *Given an optimal cycle cover that matches the lower bound of Lemma 13, then we can modify the solution (without increasing the cost) such that it contains a cycle cover of exactly the gray pixel (the green cycles in Fig. 3).*

Proof. The cycle cover matches the lower bound of Lemma 13 and hence has to fulfill the restriction on the position of turns as in Lemma 12. We not only know that there has to be a turn at the exact same locations as the green cycles in Fig. 3, marked by black dots in Fig. 12, but also that these turns have to be exactly the same simply due to a lack of alternatives: if there are only potential partner turns in two directions, we can only make a turn between these two (u-turns are already prohibited by Lemma 13). If two such partnered turns are not directly connected, we know that there are exactly two turns on pixel that are highlighted in green in Fig. 12 in between them. We can simply connect these two turns on green pixels directly as well as the two turns on black dots, as shown in Fig. 14. If the lower bound is matched, we can therefore always separate the green cycles as in Fig. 3.

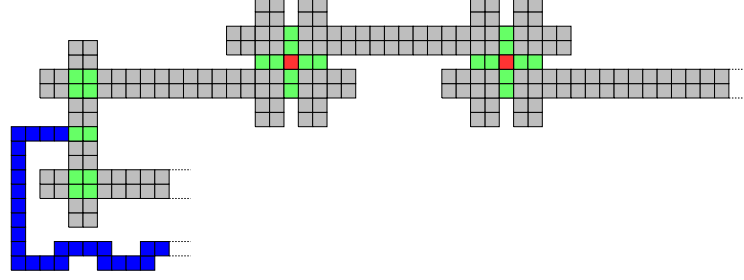


■ **Figure 14** Lemma 10 enforces the turns on the green pixels to be at the same y -coordinates. The cycle part can easily be separated to a cycle that covers the gray pixels and a connection between the turns in the green pixels. ◀

This allows us to only concentrate on covering the crucial and the blue pixels, because all gray pixels are already covered by the “black dot” cycles. We now show that every cycle cover that matches the lower bound results in a variable assignment (the cycle that covers the blue pixels either selects the **true** line or the **false** line and does not switch in between).

► **Lemma 16.** *In a cycle cover that matches the lower bound of Lemma 13, the cycle that covers the blue pixels of a variable also covers either all crucial pixels belonging to a **true** assignment of this variable and no other crucial pixel or all crucial pixels belonging to a **false** assignment of this variable and no other crucial pixel.*

Proof. It is impossible to cover a blue pixel twice without exceeding the lower bound, because we only have free turns in the green pixels. Therefore, the “variable” cycle has to go through the gray and crucial pixels. We are only allowed to make turns in the green pixels as marked in Fig. 12 and only at most one in every connected green area. The variable cycle can take the upper or the lower path (Fig. 12d), but cannot switch between them, as there is only one possible “partner” turn to achieve an even number of turns on every strip. The only possible choice for a partner turn is the next turn of the cycle after applying Lemma 15. This forces the path to continue until it closes the cycle. See Fig. 15 for an illustration. ◀



■ **Figure 15** If the cycle uses the upper path, Lemma 10 forces us to cover exactly all crucial pixels along this way, as we have only one choice for the position of the “partner” turn.

Now only the crucial pixels not covered by the variable assignment cycles are left. We have only two turns for each of them, hence we need at least two still uncovered crucial pixels in any additional cycle; this cycle must have at most twice the number of turns than the number of its newly covered crucial pixels. This, however, is impossible for unsatisfied clauses, so we must exceed the lower bound.

► **Lemma 17.** *Given a 2-dimensional grid graph produced by the above procedure for an arbitrary One-in-three 3SAT formula. Let C be a set of cycles with minimum turn costs. Let v be the number of variables in the corresponding formula, c the number of clauses, and k be the number of blue corner pixels. If the formula is not satisfiable, the cycle cover has to have at least $20v + 42c + k + 1$ turns.*

Proof. Assume there exists a cycle cover with only $20v + 42c + k$ turns (matching the lower bound of Lemma 13). We now show that this number of turns cannot suffice to cover all pixels. By separating the cycles on the black dotted pixels using Lemma 15, only $4v + 18c + k$ turns remain for the red and blue pixels.

Due to Lemma 16 we have to cover one line of crucial pixels per variable by a blue variable assignment cycle. The remaining crucial pixels can only be covered by the red cycles known from the construction. However, the use of red cycles in a way that no crucial pixel is covered multiple times (which would exceed the budget) enforces the logic described in the construction. A valid selection of red cycles is therefore only possible if the corresponding variable assignment is feasible. Because this is not the case, $20v + 42c + k$ turns cannot be sufficient. ◀

B.6 NP-Hardness

Finally, we can state the main theorem: the bound on the number of turns can only be met if the formula is satisfiable.

► **Theorem 18.** *Given a construction, as described above, for an arbitrary formula with v variables and c clauses. Let k be the number of blue highlighted corner pixels. Then the formula is satisfiable if and only if there exists a cycle cover with $20v + 42c + k$ turns.*

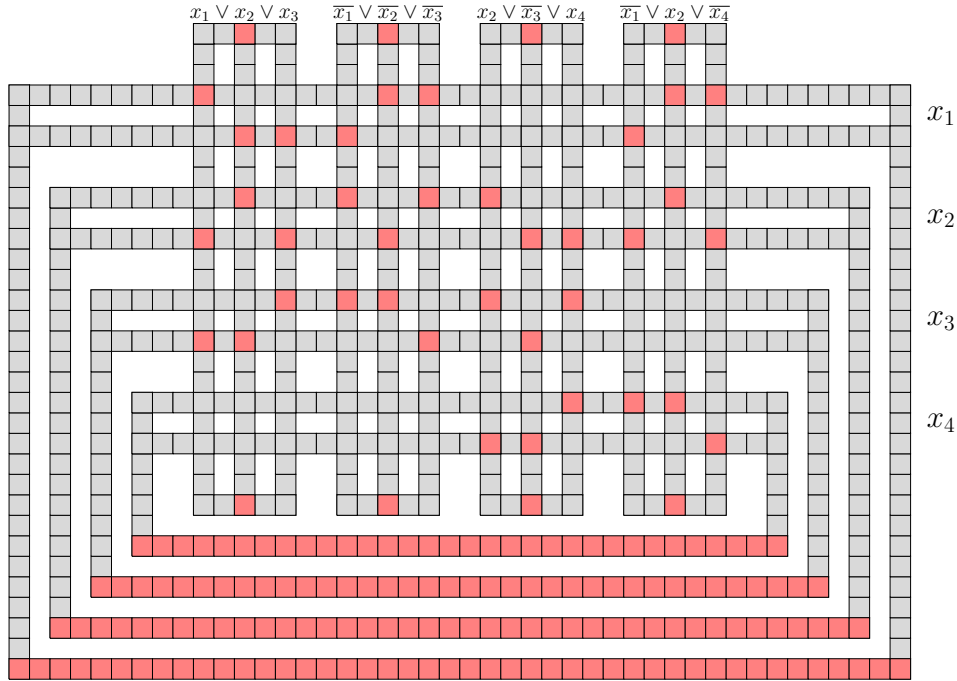
Proof. This follows from Lemma 14 and Lemma 17. ◀

This concludes the proof of the NP-hardness of full coverage cycle cover (Theorem 1).

C Details of NP-Hardness of Subset Coverage in Thin Grid Graphs

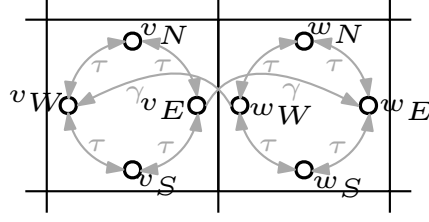
Arkin et al. [5, 6] showed how the structure of thin grid graphs can be exploited for computing an optimal minimum-turn cycle cover in polynomial time. If we only have to cover a subset of the vertices, the problem is NP-complete.

Theorem 2. *The subset cycle cover problem is NP-hard, even in thin grid graphs.*



■ **Figure 16** Example for the NP-hardness reduction using the *One-in-three 3SAT* formula $(x_1 \vee x_2 \vee x_3) \wedge (\bar{x}_1 \vee \bar{x}_2 \vee \bar{x}_3) \wedge (x_2 \vee \bar{x}_3 \vee x_4) \wedge (\bar{x}_1 \vee x_2 \vee \bar{x}_4)$.

The proof is inspired by the construction of Aggarwal et al. [3] for the angular-metric cycle cover. See Fig. 16 for an overview of the construction; due to its relative simplicity, we only sketch the details. Every variable consists of a U-shape, with two rows connecting the ends of the U. The bottom of the U has to be covered in any case, so we are free to either cover the upper or the lower row without additional turn cost. Covering the upper row means setting the variable to **true**, covering the lower row to **false**. These two rows intersect with the constructions for the clauses. Every clause construction consists of three vertical columns (intersecting with the variable constructions) and a horizontal connection at each end. At the top and the bottom of each is a pixel that has to be covered. The cheapest way to cover these two pixels is by a cycle that goes through the columns. Thus, we are able



■ **Figure 17** We can easily compute the shortest path with turn costs by replacing every vertex (that only encodes a position) by vertices for all headings of interest (four for grid graphs). The turn costs then are encoded in the costs of switching between these vertices. A vertex heading north allows only to go north such that the rotation edges have to be used to make a rotation.

to cover two of three columns per clause construction for free. The two covered columns represent the two literals of the clause that have to be **false**.

We mark additional pixels at the intersections of the variable constructions and the clause constructions, so that these pixels must also be covered. This is done in a such way that if we set a variable to a specific value for all clauses that now become **true**, the two columns to be covered are automatically enforced. In the example, if we set x_1 to **true** and cover the upper row, we have to use the two lines on the right in clause $x_1 \vee x_2 \vee x_3$, because otherwise the two lower pixels in the intersection are not covered. On the other hand, this enforces x_2 and x_3 to be **false**, as the corresponding two left pixels to be covered can no longer be covered by the clause's cycle. The cycle cover represents a valid solution for the *One-in-three 3SAT* formula, if and only if we do not need any additional cycles.

D Details for the Approximation Algorithms

In this section we consider the approximation algorithms in more depth. We start again with cycle cover approximations, as these are also the primary part of the tour approximations.

D.1 Cycle Cover

All our problems have been expressed as the problem of selecting an atomic strip per pixel and then computing a minimum weight perfect matching for connecting the chosen atomic strips, see also Fig. 7. Atomic strips can be considered abstract segments of length zero that encode an orientation; thinking of them as segments is more intuitive. In a grid graph we can choose between two such atomic strips for each pixel: a horizontal and a vertical one. If a horizontal atomic strip in a pixel is part of our cycle, we have to head either east or west on this pixel at some time, possibly during a turn. Thus, for every pixel we have to assign an atomic strip, i.e., either a horizontal or vertical orientation; this forms an Atomic Strip Cover analogous to the Full-Strip Cover used by Arkin et al. [6].

We have already seen that for an optimal cycle cover, we can find an Atomic Strip Cover such that the matching equals the cost of the cycle cover. Because every matching of an Atomic Strip Cover can be converted into a cycle cover of equal or lesser cost, the problems are equivalent. This is also true for the fractional variants, for which we may be dealing with many cycles of low coverage value, i.e., the amount it adds to the coverage of a pixel with every passage (which is 1 for integral cycles). However, we only need to consider the fractional cycles for the proof and do not need to deal with them in the actual approximation algorithm.

Now we consider approximating the Atomic Strip Cover and Matching problems directly. We consider a set of points or pixels P for which each $p \in P$ has a set of atomic strips O_p . Each atomic strip $vw \in O_p$ yields two vertices v and w ; the set of all such vertices is denoted by V_O . The vertices V_O induce a graph that may contain loop edges (but not multi-edges), with edges denoted by E_O . These edges E_O are the superset of edges for the matching and are undirected, i.e., $vw = wv \in E_O$. The cost of such an edge $e \in E_O$ is denoted by $c(e) \in \mathbb{Q}_0^+$.

This allows us to express the problem as the following integer program. For the usage of an edge $e = vw \in E_O$, we use the Boolean variable $x_e = x_{vw}$. For the usage of an atomic strip $o = vw \in O_p, p \in P$, we use the Boolean variable $y_o = y_{vw}$.

$$\min \sum_{e \in E_O} c(e)x_e \quad (1)$$

$$\text{s.t.} \quad \sum_{vw \in O_p} y_{vw} = 1 \quad p \in P \quad (2)$$

$$2x_{vv} + \sum_{e \in E_O(v), e \neq vv} x_e = 2x_{ww} + \sum_{e \in E_O(w), e \neq ww} x_e = y_{vw} \quad p \in P, vw \in O_p \quad (3)$$

$$x_e, y_o \in \mathbb{B} \quad e \in E_O, p \in P, o \in O_p \quad (4)$$

We minimize the cost of the used edges, with Eq. 2 forcing the selection of one atomic strip and Eq. 3 ensuring that exactly the vertices of the selected atomic strips are matched, with loop edges counting double due to their two ends.

► **Theorem 19.** *There is a 2ω approximation for IP (1)-(4) with $\omega = \max\{|O_p| : p \in P\}$ if the travel cost satisfies the triangle inequality, i.e., if*

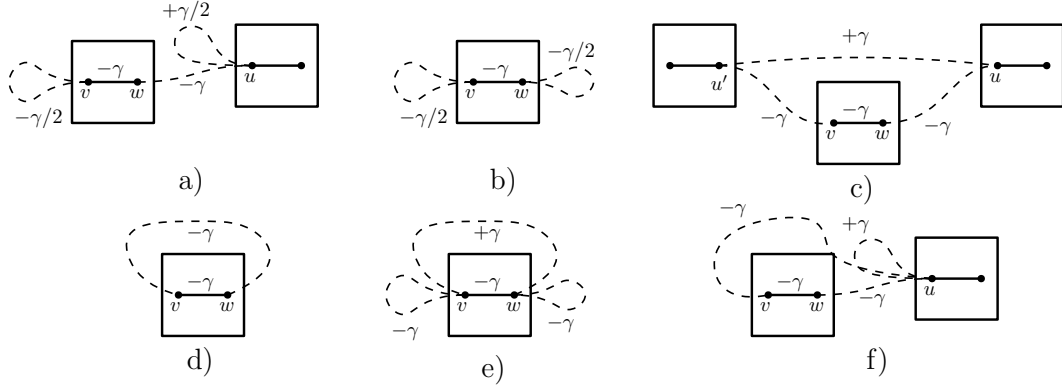
$$\forall v_1, v_2 \in V_O, w_1 w_2 \in O_p, p \in P : \begin{cases} c(v_1 v_2) \leq c(v_1 w_1) + c(w_2 v_2) \\ c(v_1 v_2) \leq c(v_1 w_2) + c(w_1 v_2) \end{cases} \quad (5)$$

Proof. We prove this theorem by showing that there exists a matching on the dominant atomic strips of the fractional solution with at most 2ω the cost of the fractional solution. This implies that the minimum weight perfect matching on these strips has to be at least that good.

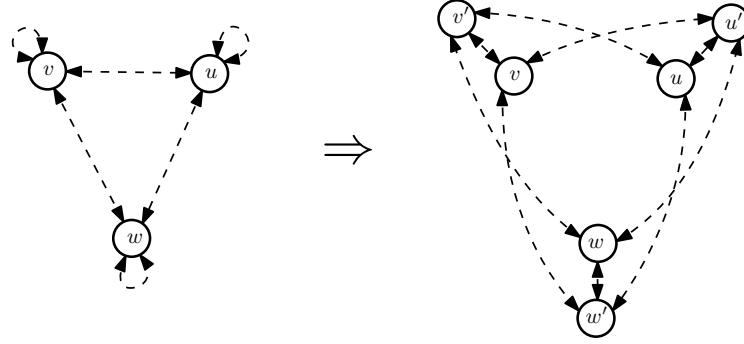
Due to the constraints of type Eq. 2, the dominant strip $o \in O_p$ for every $p \in P$ has a value of $y_o \geq 1/\omega$ in any feasible solution of the LP-relaxation. Let o_p be this dominant strip for $p \in P$ and $V'_O \subseteq V_O$ the set of the endpoints of all of them. There may also be further $p \in P, o \in O_p$ with $y_o > 0$. We can set these to zero using the operations of Fig. 18 without increasing the objective value and without changing any y_{o_p} while also satisfying Eq. 3, because of the constraint in Eq. 5. The resulting solution only violates Eq. 2 by relaxing it to $\sum_{vw \in O_p} y_{vw} \geq 1/\omega$, but we fix this later by a simple multiplication. Now we only have edges from $E'_O = E_O \cap (V'_O \times V'_O)$ in our fractional solution. The corresponding objective value is still a lower bound on the optimal solution of the integer program.

We can multiply the solution by ω resulting in $y_{o_p} \geq 1$ for all $p \in P$. We can apply the same procedure to reduce all $y_{o_p} > 1$ to $= 1$. The new solution has a cost of at most ω times the optimal solution and all variables $y_o, o \in O_p, p \in P$ are now Boolean; however, the edge usages can still be fractional.

If we now fix the values for $y_o, o \in O_p, p \in P$ and remove all vertices (and their incident edges) that are not in V'_O , we have a minimum perfect matching polytope with loop-edges as



■ **Figure 18** Operations for reducing the usage of a strip vw . Strips are shown by thick lines, while edges are indicated by dashed lines. These costs do not increase (for $\gamma \geq 0$), due to Ineq. 5. For some cases as a) one needs a repetitive application of this inequality: first replace the $\gamma/2 * vv$ loop-edge by $\gamma/2 * vu$ while reducing uw by $\gamma/2$ and then replace the $\gamma/2 * wu$ and the $\gamma/2 * vu$ by $\gamma/2 * uu$. As long as the usage is greater than zero, at least one of the operations is possible.



■ **Figure 19** Converting a graph to a bipartite graph. Every edge is doubled except the loop-edges which become regular edges. The matching $vw', w'u', uv'$ would be converted to the matching $0.5vw, 0.5wu, 0.5uv$. There always exists a perfect matching in the original graph for our problem.

stated below.

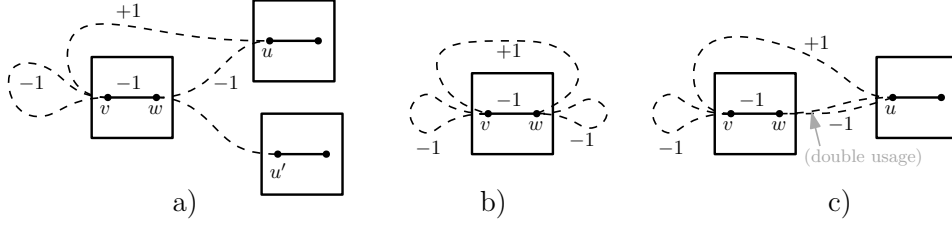
$$\min \quad \sum_{e \in E'_O} c(e) * x_e \quad (6)$$

$$\text{s.t.} \quad \sum_{e=vw \in E'_O} x_e + 2 * x_{vv} = 1 \quad \forall v \in V'_O \quad (7)$$

$$0 \leq x_e \leq 1 \quad \forall e \in E'_O \quad (8)$$

Because the previous solution is still feasible in this formulation, the optimal solution of this formulation is also at most ω the costs of the optimal solution of the problem.

We can show that the new polytope contains a half-integral optimal solution. The proof works analogously to the proof of the half-integrality of the classic matching polytope (see, e.g., Theorem 6.13 in the book of Cook et al. [13]). We create a bipartite graph $G'_{\text{bip}}(V'_O \times 2, E'_{\text{bip}})$ in which for every $v \in V'_O$ there are two vertices $v, v' \in V'_O \times 2$ and for every edge $e = vw \in E'_O$ there are the edges vw' and $v'w$ in E'_{bip} , see Fig. 19. A loop-edge $vv \in E'_O$ is simply replaced by a single edge $vv' \in E'_{\text{bip}}$. Because there are no edges within the individual copies of V'_O in G'_{bip} , the graph is bipartite; the bipartite matching polytope is known to be integral. By assigning the edges in G'_{bip} the same values as for the solution on $G'_O(V'_O, E'_O)$ (doubling for loop-edges), we obtain a feasible solution with twice the costs



■ **Figure 20** Removing integral loop-edges. A loop-edge always implies a double usage of the corresponding strip. The costs do not increase due to Ineq 5. A ‘+1’ indicates a new edge, a ‘-1’ the removal of an edge.

on G'_{bip} . The optimal solution in G'_{bip} , hence, at most twice as expensive as the optimal solution in G'_O . The optimal solution in G'_{bip} (which is integral) can be transformed to a solution of half the costs for G'_O by assigning each edge half the sum of the corresponding two edges (or one edge for loop-edges) in the solution for G'_{bip} . This solution is half-integral and optimal. Hence, we have an optimal solution where regular edges are selected by 0, 0.5, or 1 and loop-edges are selected by 0 or 0.5.

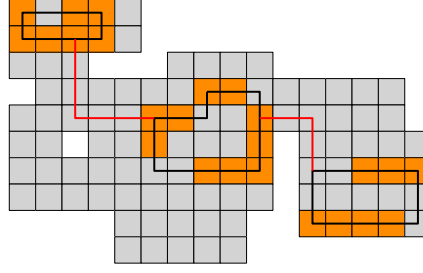
If we double such a solution, we obtain an integral solution with at most $2 * \omega$ the costs of the original linear program. Every vertex has either two regular edges selected with 1 each, a single regular edge selected twice, or a loop-edge selected with 1. We can remove the loop-edges without cost increase as shown in Fig. 20 by also reducing the strip usage to one (a loop-edge always implies a double usage). For removing other double usages we can use nearly the same technique as for fractional in Fig. 18. We only have to make sure never to create fractional loop-edges (we do not need the cases in which this can happen because these cases all have loop-edges in the beginning which we removed before). Integral loop-edges can immediately be removed as in Fig. 20.

In the end, we have a solution that is a matching for G'_O and has at most 2ω the cost of the objective value of the linear relaxation. As the linear relaxation provides a natural lower bound, this concludes the proof. ◀

D.2 Tours

For the classic Traveling Salesman Problem with triangle inequality, minimum spanning trees are trivial lower bounds, as any tour must contain a spanning tree. This is also true for the penalty TSP and the prize-collecting Steiner tree; note that “penalty” and “prize-collecting” variants are completely equivalent. Doubling optimal trees yields trivial 2-approximations. (The prize-collecting Steiner tree is NP-hard, but there is a 2-approximation [23].)

This is not directly possible with turn costs, because it matters from where a vertex is entered. However, if we already have a cycle cover and we aim to connect them, this gets significantly easier. If there is a path between two cycles, we can double it and merge the cycles, requiring not more than an additional 180° turns at the ends of the paths, regardless of the direction from which the path hits the cycle. Thus we can merge two cycles with a cost of two times the cheapest path between them, plus 360° for connecting the elements. The costs of the paths can be charged to the optimal tour, analogous to the classic TSP. On the other hand, the 360° can be charged to one of the cycles, because every cycle needs to do at least a full rotation, and there are fewer such merge processes than cycles in the initial



■ **Figure 21** Connecting subset cycles (cycles in black, subset pixel in orange) by a minimum spanning tree (red edges) on the components/cycles.

cycle cover. This directly yields a method for approximating subset tours when a cycle cover approximation is given, see Fig. 21.

In order to connect the cycles of a penalty cycle cover to a penalty tour, we cannot simply use the doubled minimum spanning tree technique like we did for subset coverage; e.g., if the penalty cycle cover consists of two distant cycles, it may be cheaper not to connect them, but select the better cycle as a tour and discard the other cycle. Instead, we double a prize-collecting Steiner tree instead of a minimum spanning tree, in which every vertex not in the tree results in a penalty (or every vertex in the tree provides a prize). Without loss of generality, we may assume that all cycles are disjoint: otherwise, we connect two crossing cycles at a cost of at most 360° , which can be charged to the merged cycle. Then the penalty for not including a cycle is the sum of penalties of all its pixels. As a result, we get a constant-factor approximation for penalty tours.

For completeness, we describe the details for 2-dimensional grid graphs; other cases are analogous.

► **Theorem 20.** *There is a 12-approximation algorithm for penalty tours in grid graphs.*

Proof. The factor of 12 results of 4OPT for a penalty cycle cover, $2 \cdot 2\text{OPT}$ for a 2-approximation of a prize-collecting Steiner tree, and again the cost of the penalty cycle cover as an upper bound on the necessary additional turns. Just like for full coverage, the prize-collecting Steiner tree is computed on an auxiliary graph based on the cycles. For simplicity, we directly merge all cycles that share a pixel. The cost for this can be charged to one of the cycles from the same budget as for the later connections without any interference, because we reduce the number of cycles used in the later part. In the corresponding graph, every cycle is represented by a vertex. There is an edge between any two cycles; its cost is the cheapest transition from one pixel of the first cycle to a pixel of the second cycle, ignoring the orientations at these end pixels. The penalty of each vertex is the sum of the penalties of all of its pixels. Doubling a prize-collecting Steiner tree and removing all cycles not in the tree results in a tour; the turns at the ends can be charged to the cycle cover, just like for full/subset coverage.

It remains to be shown that the optimal prize-collecting Steiner tree on the cycle graph is a lower bound on the optimal tour. This can be seen by obtaining such a tree from the optimal penalty tour. Because the turns at the end points are free, as is moving within the cycles, the resulting tree is not more expensive than the tour. Further, visiting a single pixel of a cycle covers also all other pixels of the cycle, so also the penalties are cheaper. Finally, a 2-approximation for the prize-collecting Steiner tree can be provided by the algorithm of Goemans and Williamson [23]. ◀

D.3 Geometric Instances

Theorem 7. *For covering with turn cost and ω different orientations, there is a 2ω -approximation algorithm for full and penalty cycle cover and a $4\omega + 2$ ($4\omega + 4$, resp.) approximation algorithm for full tours (or penalty tours, resp.).*

Proof. We consider a set of (individual) ω atomic strips per point $p \in P$ and search for a cycle cover/tour that covers all points of P (by integrating one of the atomic strips) with minimal distance and turn angle sum, see Fig. 2. If there are only at most ω orientations per point, there are at most $(2\omega|P|)^2$ many possible transitions in the tour. The cheapest transition between two configurations can be computed by considering the visibility graph (this is analogous to the situation for Euclidean shortest paths, see e.g., Chapter 15 in de Berg et al. [15]) and a simple graph transformation to integrate the turn costs into edge costs, which requires $O(|E|)$ vertices and $O(|E|)$ edges. The visibility graph can be computed in $O(n^2)$, e.g., by the algorithm of Asano et al. [8] or Welzl [31]. (This is worst-case optimal, there also exists an output-sensitive algorithm by Ghosh and Mount [22] that runs in $O(n \log n + k)$, where k is the number of edges in the visibility graph.) Skipping an atomic strip does not increase the costs, hence we can use the Atomic Strip Matching technique described above. The connecting strategies remain also the same; the only additional subroutine is the computation of the geometric primitives, which remains polynomial. ◀