

Learning Discriminative Hashing Codes for Cross-Modal Retrieval based on Multiorder Statistical Features

Jun Yu, Xiao-Jun Wu, and Josef Kittler, Life Member, IEEE

Abstract—Hashing techniques have been applied broadly in large-scale retrieval tasks due to their low storage requirements and high speed of processing. Many hashing methods have shown promising performance but as they fail to exploit all structural information in learning the hashing function, they leave a scope for improvement. The paper proposes a novel discrete hashing learning framework which jointly performs classifier learning and subspace learning for cross-modal retrieval. Concretely, the framework proposed in the paper includes two stages, namely a kernelization process and a quantization process. The aim of kernelization is to learn a common subspace where heterogeneous data can be fused. The quantization process is designed to learn discriminative unified hashing codes. Extensive experiments on three publicly available datasets clearly indicate the superiority of our method compared with the state-of-the-art methods.

Index Terms—cross-modal retrieval, hashing learning, multi-order statistical features.

I. INTRODUCTION

RECENTLY, the explosive growth of multimedia data on the Internet has magnified the challenge of information retrieval. Multimedia data usually emerges in different forms, such as image, text, video, audio. Hashing, is an effective feature representation of data the purpose of which is to enhance the retrieval efficiency. It has received considerable attention in multimedia data analysis and retrieval applications[1].

Unimodal retrieval, which implements a query within a single data type is extensively applied in practice. For example, an image query specified by a given image returns relevant images from the database. Many unimodal methods, such as Semi-supervised Hashing (SSH) [2], Minimal Loss Hashing (MLH) [3] based on the latent structural SVM framework, learn the hashing mapping by employing labeled data. Beside the supervised approaches, some unsupervised methods, such as

Scalable Graph Hashing with feature transformation (SGH)[4], Anchor Graph-based Hashing (AGH) [5], Content Based Image Retrieval (CBIR) [6] and Contour Points Distribution Histogram (CPDH) [7] also achieve high performance.

However, unimodal data retrieval methods are not extensive to multimedia data. This has motivated the development of cross-modal hashing methods [8-16] which support searching among multi-modal data. Cross-modal Hashing can be divided into Supervised Cross-modal Hashing and Unsupervised Cross-modal Hashing. Most of the supervised cross modal methods [15], [17-20] which use the semantic label for hash code learning have achieved promising performance. An example is Semantic Correlation Maximization (SCM) [15] which integrates semantic labels into the learning framework. However, supervised cross-modal hashing needs a lot of label information to train a robust hashing function. Unfortunately, collecting labeled samples is time-consuming and labor-intensive. In contrast, the unsupervised hashing methods [21-23] can effectively overcome the problem. For example, the most popular Canonical Correlation Analysis (CCA) [23] transforms multiple modal data into a common latent subspace where the correlation among projected vectors of all modalities is maximized. In addition, in order to leverage substantial unlabeled samples and limited labeled samples, [24] learns semi-supervised hashing by jointly performing feature extraction and classifier learning. In the above methods, however, the inner structural information of an object is not utilized directly in the process of vectorization of data matrices. Yet, the structural information is very important to characterize the correlations among features. It is therefore desirable to exploit as much structural information conveyed by feature spaces as possible. Inspired by the Multi-kernel Metric Learning method [25, 26], we propose a novel learning framework, termed **Multi-order Feature Discrete Hashing** (MFDH), which fuses multi-order statistical features to learn a discriminative unified hashing code. It not only integrates the complementary information provided by multiple modal data but also enriches the structure information of samples of each modality. The covariance matrix [27], which is considered as the representation of the second order data statistics, captures the structural information of the feature space. The zeroth order statistical feature and the first order statistical feature further enrich the representation. Since the zeroth order feature, the first order feature and the second order feature belong to different Euclidean spaces and Riemannian manifolds

This work is supported by the National Natural Science Foundation of China(Grant No.61373055, 61672265), UK EPSRC Grant EP/N007743/1, MURI/EPSC/dstl Grant EP/R018456/1, and the 111 Project of Ministry of Education of China (Grant No. B12018).

J. Yu is with the School of Internet of Things Engineering, Jiangnan University, Wuxi 214122, China (e-mail: yujun@aliyun.com).

X.-J. Wu is with the School of Internet of Things Engineering, Jiangnan University, Wuxi 214122, China (e-mail: wu_xiaojun@jiangnan.edu.cn).

J. Kittler is with the Centre for Vision, Speech and Signal Processing, University of Surrey, Guildford GU2 7XH, U.K. (e-mail: j.kittler@surrey.ac.uk).

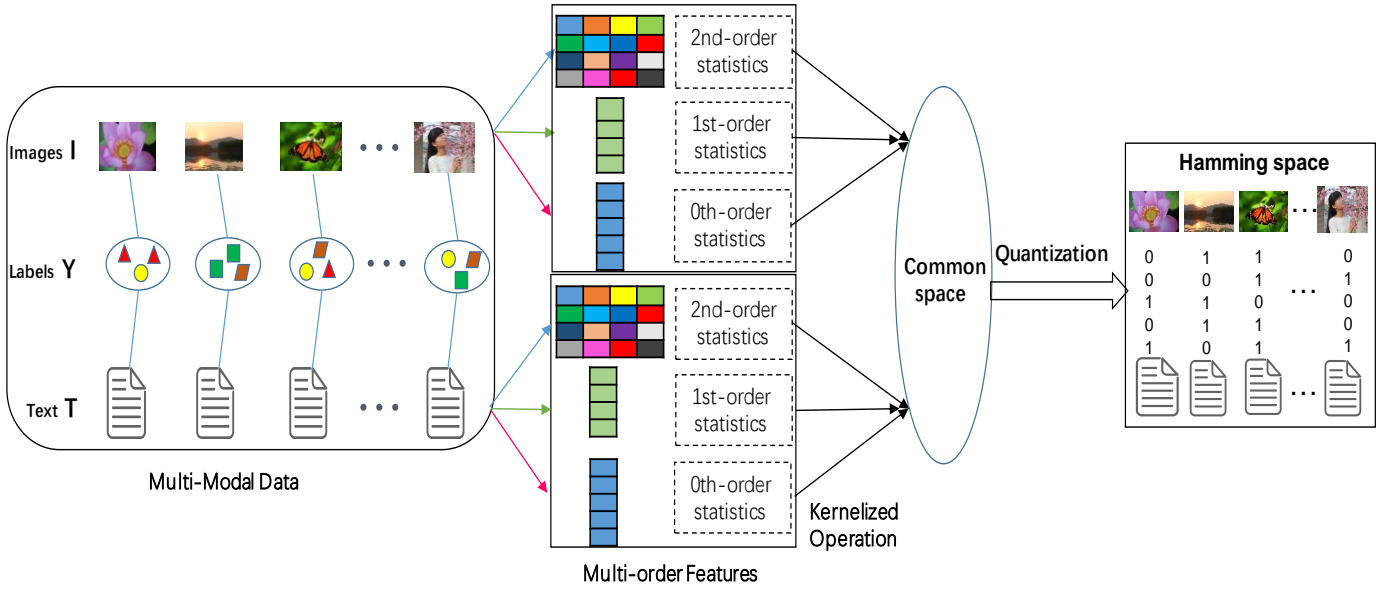


Fig.1. The MFDH flowchart. MFDH consists of three steps: Firstly, original multi-modal data (image or text) are represented by multi-order statistical features. Secondly, kernelized multi-order statistical features are projected to a common subspace. Finally, the fused features in the common space are quantized into binary codes.

respectively, we introduce a multi-kernel method to learn a common subspace where multi-order statistical features are fused. The flowchart of the framework of the proposed MFDH is illustrated in Fig.1 above.

The main contributions of the proposed MFDH are:

- 1) A novel multiple-kernel approach to learn a common subspace in which multi-order statistical features located in heterogeneous spaces and having rich structural information are fused.
- 2) An efficient Discrete Cyclic Coordinate descent (DCC) algorithm [28] for generating a closed form solution to the hash code optimization problem with discrete constraint.
- 3) A comparative evaluation of the proposed method on three available datasets with other state-of-the-art hashing methods, which shows that MFDH boosts the retrieval performance.

Structurally, the rest of this paper falls into four parts. The structure of MFDH model is described in Section II, and the joint optimization process of MFDH is presented in Section III. The experimental results and analysis are depicted in Section IV, and finally we draw the conclusions of the paper. The code of the proposed MFDH has been released at <https://github.com/JunYuJiangnan/MFDH>.

II. PROPOSED METHOD

A. Sample Representation

Suppose that there are n instances $O = \{o_1, o_2, o_3 \dots o_n\}$ of image-text pairs in the training set. For each instance $o_i = \{v_i, t_i\}$, v_i is the fused feature of the image and t_i is the fused feature of the text. Let $I = \{v_1, v_2, v_3 \dots v_n\}$ and $T = \{t_1, t_2, t_3 \dots t_n\}$ denote image-modality and text-modality respectively. Further, let the classification label matrix be denoted by $Y = [y_1, y_2, y_3 \dots y_n] \in R^{c \times n}$, where c is the number of categories.

B. Multi-order Statistical Features

In many traditional approaches, every sample, i.e. two-dimension image or text, is usually transformed into one-dimension feature vector. In this process, the structural information of the data is frequently ignored. However, the structural information conveys important information content. To exploit the underlying structural information, multi-order statistics of the two modalities are adopted. Features representing the data as follows:

- 1) **Zeroth-order feature:** MFDH divides all images into many patches with constant size, and computes local descriptors by employing dense SIFT operator [29-31]. Thus, every image is modeled by a set of local descriptors. Specifically, the i -th image is represented as G_{ij}^{img} , $j = 1, \dots, N_i^{img}$, where N_i^{img} denotes the number of patches in the i -th image. Then, we learn a dictionary whose size is k for all local feature descriptors of all images based on the k-means clustering algorithm. After that, each image is quantized into a histogram feature vector according to the BOVW model [32]. Specifically, the histogram feature of the i -th image is denoted as z_i^{img} ($i = 1, 2, \dots, n$). For text, we use word vectors learned according to the word2vec model [33] to learn a dictionary by adopting k-means algorithm. Likewise, the high-dimensional histogram feature vector z_i^{txt} ($i = 1, 2, \dots, n$) of the i -th text can be obtained. The above histogram feature vector is regarded as zeroth-order statistical feature.
- 2) **First-order feature:** For the i -th image, we compute the mean vector m_i^{img} as first-order feature.

$$m_i^{img} = \frac{1}{N_i^{img}} \sum_{j=1}^{N_i^{img}} G_{ij}^{img} \quad (1).$$

Similarly, we also can get the mean vector m_i^{txt} for the i -th text.

- 3) **Second-order feature:** We select the feature

representation based on covariance matrix as the second-order statistical feature of samples. The diagonal element of covariance matrix is the variance of individual components of the representation vector, and non-diagonal elements reflects the correlations between the different components. There are two main advantages of the feature representation based on covariance matrix [27, 34]. On the one hand, the covariance encodes the feature correlation information of each class to better discriminate the samples from different categories. Specifically, the local descriptors from different two samples belonging to the same category should be close to each other in high-dimension feature space, since they encode the same semantic content. Thus, the corresponding entries of their covariance matrix should also be close enough to each other. On the other hand, the covariance matrix-based representation can effectively filter out local feature descriptors corrupted by noise within sample because of the averaging process in computing the covariance. The second-order statistics of the i -th image is obtained as

$$C_i^{img} = \frac{1}{N_i^{img}-1} \sum_{j=1}^{N_i^{img}} (G_{ij}^{img} - m_i^{img})(G_{ij}^{img} - m_i^{img})^T \quad (2)$$

In the same way, we also compute the covariance matrix based representation for text.

After computing multi-order statistical features, we represent the i -th image with triplet $(z_i^{img}, m_i^{img}, C_i^{img})$ and the i -th text is denoted as $(z_i^{txt}, m_i^{txt}, C_i^{txt})$.

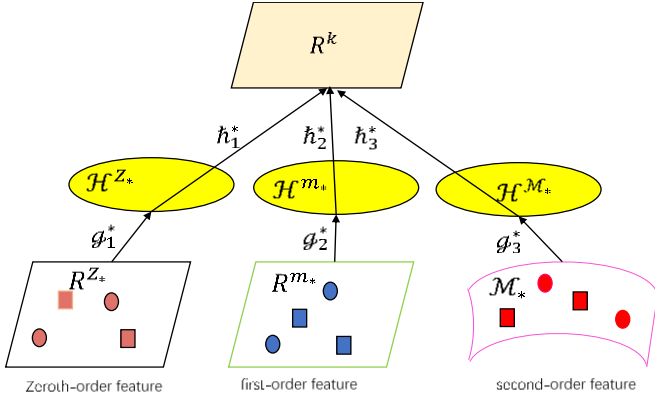


Fig. 2 The mapping modes of the kernel operation. The model represents the kernelization process of multi-order features of image or text respectively where '*' denotes 'I' or 'T'

C. Kernelized Operation

The points represented by z_i^{img}, m_i^{img} and z_i^{txt}, m_i^{txt} are in Euclidean spaces R^{Z_I}, R^{m_I} and R^{Z_T}, R^{m_T} respectively, while the second-order statistics represented by covariance matrixes C_i^{img}, C_i^{txt} , which approximately lie on the Riemannian manifolds $\mathcal{M}_I, \mathcal{M}_T$ respectively. It is difficult to fuse directly these statistical features from heterogeneous spaces. To tackle this problem, we use the kernel trick to embed the heterogeneous spaces into high-dimension kernel spaces. As showed in Fig.2, the model includes implicit mapping $g_r^*(r=1,$

$2, 3)^1$ which maps original data represented by the r -1-th order feature to Hilbert space \mathcal{H} and the transformation functions h_r^* mapping the data in Hilbert space \mathcal{H} to common space R^k . Here we use x_{ir}^* to represent the r -th term in the triplet (z_i^*, m_i^*, C_i^*) of the i -th image or text. The final transformation function $\mathcal{F}_r^{img} = h_r^{img} \circ g_r^{img}$ for image, where the linear projections $h_r^{img}(x_{ir}^{img}) = w_r^{img} [g_r^{img}(x_{ir}^{img})]$. Employing the Kernel trick, the function \mathcal{F}_r^{img} can be transformed as $\mathcal{F}_r^{img}(x_{ir}^{img}) = w_r^{img} [g_r^{img}(x_{ir}^{img})] = \sum_j^{d_r} p_{jr}^{img} [g_r^{img}(x_{jr}^{img})]^T [g_r^{img}(x_{ir}^{img})] = p_r^{img} K_{ir}^{img}$, where the j -th element of K_{ir}^{img} is $\langle g_r^{img}(x_{ir}^{img}), g_r^{img}(x_{jr}^{img}) \rangle$ and d_r denotes the number of kernel bases. Likewise, we can obtain the function $\mathcal{F}_r^{txt}(x_{ir}^{txt}) = p_r^{txt} K_{ir}^{txt}$ of the r -1-th order for text-modality. We introduce RBF Kernel function $K(i, j)$ in Eq. (3) and polynomial kernel function $\tilde{K}(i, j)$ in Eq. (4) as follows:

$$K(i, j) = \exp(-d_{x_{ir}^*, x_{jr}^*}^2 / 2\sigma^2) \quad (3)$$

$$\tilde{K}(i, j) = (x_{ir}^* x_{jr}^* + a)^s \quad (4)$$

where a and s are coefficients.

The distance $d_{x_{ir}^*, x_{jr}^*}^2$ between any two points x_{ir}^*, x_{jr}^* which lie on the manifold is measured by the Log-Euclidean Distance (LED). For the same order features of two modalities (i.e. image and text), we select the same kernel function. Let $\varphi^{(r)} = [K_{1r}^{img}, K_{2r}^{img}, \dots, K_{nr}^{img}] \in R^{d_r \times n}$ and $\phi^{(r)} = [K_{1r}^{txt}, K_{2r}^{txt}, \dots, K_{nr}^{txt}] \in R^{d_r \times n}$ denote the r -1-th order kernelized features set of all training images and those of all training texts respectively. The multi-order kernelized features of the i -th image are represented as $\{K_{i1}^{img}, K_{i2}^{img}, K_{i3}^{img}\}$ and $\{K_{i1}^{txt}, K_{i2}^{txt}, K_{i3}^{txt}\}$ are used to denote multi-order kernelized features of the i -th text.

D. Learning Discriminative Hashing codes

To fuse multiple-order kernelized features, multiple projection matrix $P_{img} = (p_1^{img}, p_2^{img}, p_3^{img}) \in R^{L \times \sum_{r=1}^3 d_r}$ and $P_{txt} = (p_1^{txt}, p_2^{txt}, p_3^{txt}) \in R^{L \times \sum_{r=1}^3 d_r}$, where L is the length of hash code, transforming multi-order kernelized space into common subspace need to be learned for image-modality and text-modality respectively. Let $v_i = \sum_{r=1}^3 \eta_r^{img} p_r^{img} K_{ir}^{img} = P_{img} \Psi_i$, where Ψ_i is the i -th column of $\Psi = (\varphi^{(1)T}, \varphi^{(2)T}, \varphi^{(3)T})^T$ and η_r^{img} is a weighting coefficient, denote the fused multiple-order kernelized features for the i -th image and $t_i = \sum_{r=1}^3 \eta_r^{txt} p_r^{txt} K_{ir}^{txt} = P_{txt} \Phi_i$ for the i -th text, where Φ_i is the i -th column of $\Phi = (\phi^{(1)T}, \phi^{(2)T}, \phi^{(3)T})^T$ and η_r^{txt} is weighting coefficient. In MFDH, we assume that an instance o_i consists of the features of v_i and t_i having the same semantic information. Thus, v_i and t_i can be quantized into the same hashing feature b_i in the hamming space. Concretely, the process can be defined as $v_i \xrightarrow{f} b_i, t_i \xrightarrow{f} b_i$, where f is the sign function

$$\text{sign}(x) = \begin{cases} -1, & x < 0 \\ 1, & x \geq 0 \end{cases} \quad (5)$$

We expect that the learned hashing codes are discriminative enough and can distinguish easily their categories. Therefore,

¹* signifies image-modality or text-modality when it is 'img' or 'txt' in this paper.

TABLE I COMPARATIVE MAP RESULTS OF CROSS-MODAL RETRIEVAL TASKS ON WIKI, MIRFLICKR, NUS-WIDE. THE BEST PERFORMANCE IS MARKED BY RED.

Method/Dataset		Wiki				MIRFlickr				NUS-WIDE			
		16 bits	32 bits	64 bits	128 bits	16 bits	32 bits	64 bits	128 bits	16 bits	32 bits	64 bits	128 bits
Image Query Text (I2T)	CCA	0.1699	0.1519	0.1495	0.1472	0.5602	0.5580	0.5566	0.5555	0.4936	0.4920	0.4910	0.4903
	SCM-Orth	0.1538	0.1402	0.1303	0.1289	0.5741	0.5670	0.5615	0.5602	0.5305	0.5171	0.5065	0.5019
	SCM-Seq	0.2341	0.2410	0.2462	0.2566	0.6003	0.6112	0.6215	0.6275	0.6319	0.6357	0.6415	0.6437
	SDH-Relaxed	0.3358	0.3568	0.3716	0.3783	0.6364	0.6281	0.6218	0.6211	0.6022	0.6009	0.6121	0.6064
	DCH	0.3465	0.3584	0.3737	0.3798	0.6439	0.6291	0.6137	0.6153	0.6070	0.5995	0.5949	0.6239
	DCH-RBF	0.3309	0.3505	0.3758	0.3741	0.6360	0.6276	0.6066	0.6142	0.6203	0.5997	0.5944	0.6267
	MFDH	0.3548	0.3763	0.3878	0.3954	0.6836	0.6939	0.7066	0.7230	0.6460	0.6714	0.7014	0.7121
Text Query Image (T2I)	CCA	0.1587	0.1392	0.1272	0.1211	0.5578	0.5562	0.5553	0.5548	0.4942	0.4936	0.4927	0.4921
	SCM-Orth	0.1540	0.1373	0.1258	0.1224	0.5721	0.5654	0.5603	0.5587	0.5379	0.5191	0.5084	0.5029
	SCM-Seq	0.2257	0.2459	0.2485	0.2528	0.5855	0.5941	0.6022	0.6075	0.6457	0.6534	0.6667	0.6437
	SDH-Relaxed	0.6883	0.7107	0.7169	0.7239	0.7194	0.7026	0.6965	0.6998	0.7115	0.7075	0.7344	0.7316
	DCH	0.7046	0.7159	0.7201	0.7222	0.7284	0.6985	0.6764	0.6737	0.7098	0.6944	0.6825	0.7533
	DCH-RBF	0.6984	0.7162	0.7223	0.7229	0.7128	0.7052	0.6702	0.6694	0.7421	0.7127	0.6987	0.7570
	MFDH	0.8318	0.8458	0.8568	0.8666	0.7408	0.7506	0.7602	0.7797	0.7811	0.8285	0.8653	0.8824

the classification should be predicted effectively according to the features represented by the hashing codes.

$$y_i = W^T b_i, i = 1, 2, \dots, n.$$

where $W \in R^{L \times c}$ is a liner classifier. We minimize the constrained quantization and classification errors for given n training instances.

$$\min_{W, P_{img}, P_{txt}, B} \sum_{i=1}^n \|y_i - W^T b_i\|_2^2 + \alpha \sum_{i=1}^n \|b_i - P_{img} \Psi_i\|_2^2 + \beta \sum_{i=1}^n \|b_i - P_{txt} \Phi_i\|_2^2 + \lambda \|W\|_F^2, \quad (6)$$

s. t. $b_i \in \{-1, 1\}^L$

where α, β, λ are the hyper-parameters, b_i is the i -th column of B .

The role of the first and fourth term of (6) is supervised classification, and the second and third terms are the hashing features representation with lower quantization errors for each modality.

III. OPTIMIZATION ALGORITHM

The objective function (6) is rewritten as (7) in order to make the optimization procedure more intuitive.

$$\min_{B, W, P_I, P_T} \|Y - W^T B\|_F^2 + \alpha \|B - P_{img} \Psi\|_F^2 + \beta \|B - P_{txt} \Phi\|_F^2 + \lambda \|W\|_F^2 \quad (7)$$

s. t. $B \in \{-1, 1\}^{L \times n}$

We adopt the ADMM optimization algorithm to solve the problem in (7) with binary constraint. The error is large if relaxing the constraints of B to be continuous, as results in degraded hashing codes. To learn directly hashing codes with

discrete constraints, we introduce the discrete cyclic coordinate descent method (DCC) [28] to optimize matrix B .

- 1) Optimization of P_{img} : Keeping Only the terms relating to P_{img} , we have

$$\min_{P_{img}} \alpha \|B - P_{img} \Psi\|_F^2 \quad (8)$$

A closed-form solution of E.q.8 can be obtained as

$$P_{img} = B \Psi^T (\Psi \Psi^T)^{-1} \quad (9)$$

- 2) Optimization of P_{txt} : Keeping only the terms relating to P_{txt} , (7) simplifies to

$$\min_{P_{txt}} \alpha \|B - P_{txt} \Phi\|_F^2 \quad (10)$$

Similarly, the optimal solution of E.q.10 with respect to P_{txt} is

$$P_{txt} = B \Phi^T (\Phi \Phi^T)^{-1} \quad (11)$$

- 3) Optimization of W : With all the variables but W fixed, problem (7) can be rewritten as

$$\min_W \|Y - W^T B\|_F^2 + \lambda \|W\|_F^2 \quad (12)$$

Setting the derivative of (12) with respect to W equal to zero, we can get the optimal W as

$$W = (B B^T + \lambda I)^{-1} B Y^T \quad (13)$$

- 4) Optimization of B : Keeping only the terms relating to B , we express the problem (7) as

$$\min_B \|Y - W^T B\|_F^2 + \alpha \|B - P_{img} \Psi\|_F^2 + \beta \|B - P_{txt} \Phi\|_F^2 \quad (14)$$

s. t. $B \in R^{L \times n}$

TABLE II COMPARATIVE MAP RESULTS OF UNIMODAL RETRIEVAL TASKS ON WIKI, MIRFLICKR, NUS-WIDE. THE BEST PERFORMANCE IS MARKED BY RED.

Method/Dataset		Wiki				MIRFlickr				NUS-WIDE			
		16 bits	32 bits	64 bits	128 bits	16 bits	32 bits	64 bits	128 bits	16 bits	32 bits	64 bits	128 bits
Image Query Image (I2I)	CCA	0.1254	0.1207	0.1184	0.1176	0.5589	0.5570	0.5592	0.5521	0.4943	0.4919	0.4903	0.4892
	SCM-Orth	0.1257	0.1200	0.1179	0.1165	0.5594	0.5569	0.5553	0.5546	0.5116	0.5023	0.4964	0.4937
	SCM-Seq	0.1471	0.1506	0.1513	0.1519	0.5736	0.5752	0.5784	0.5791	0.5767	0.5845	0.5852	0.5884
	SDH-Relaxed	0.1496	0.1568	0.1598	0.1632	0.5774	0.5793	0.5800	0.5806	0.5521	0.5498	0.5775	0.5842
	DCH	0.1515	0.1584	0.1614	0.1639	0.5782	0.5794	0.5800	0.5818	0.5496	0.5590	0.5625	0.5741
	DCH-RBF	0.1493	0.1548	0.1613	0.1638	0.5785	0.5804	0.5793	0.5818	0.5622	0.5480	0.5635	0.5752
	MFDH	0.2815	0.3133	0.3312	0.3333	0.6304	0.6334	0.6499	0.6517	0.6890	0.7031	0.7148	0.7230
Text Query Text (T2T)	CCA	0.4301	0.4333	0.4510	0.4523	0.5596	0.5581	0.5574	0.5572	0.4985	0.4970	0.4953	0.4952
	SCM-Orth	0.3017	0.2595	0.2264	0.2186	0.6240	0.5976	0.5776	0.5730	0.5720	0.5508	0.5420	0.5381
	SCM-Seq	0.5214	0.5400	0.5516	0.5476	0.6446	0.6752	0.7025	0.7238	0.7328	0.7510	0.7562	0.7607
	SDH-Relaxed	0.5322	0.5597	0.5715	0.5786	0.6682	0.6693	0.6733	0.6748	0.6827	0.6768	0.7569	0.7651
	DCH	0.5468	0.5617	0.5717	0.5788	0.6745	0.6656	0.6634	0.6605	0.6769	0.6860	0.6927	0.7235
	DCH-RBF	0.5413	0.5651	0.5767	0.5789	0.6773	0.6698	0.6510	0.6524	0.7135	0.6836	0.6988	0.7303
	MFDH	0.8370	0.8464	0.8568	0.8646	0.6980	0.7301	0.7487	0.7730	0.7995	0.8343	0.8419	0.8546

By expanding each term in (14), we find

$$\begin{aligned}
& \min_B ||Y||_F^2 - 2\text{tr}(Y^T W^T B) + ||W^T B||_F^2 \\
& + \alpha[||B||_F^2 - 2\text{tr}(B^T P_{img} \Psi) + ||P_{img} \Psi||_F^2] \\
& + \beta[||B||_F^2 - 2\text{tr}(B^T P_{txt} \Phi) + ||P_{txt} \Phi||_F^2] \\
& s.t. B \in R^{L \times n} \quad (15)
\end{aligned}$$

where $\text{tr}(\cdot)$ is trace of matrix. With all variables but B fixed, (15) is equivalent to

$$\min_B ||W^T B||_F^2 - 2\text{tr}(B^T Q) \quad s.t. B \in R^{L \times n} \quad (16)$$

where $Q = WY + \alpha P_{img} \Psi + \beta P_{txt} \Phi$.

We use the DCC algorithm to learn each row of binary codes B iteratively. Specifically, suppose that u^T, z^T and q^T denote ℓ -th row of W, B and Q respectively. Excluding u^T, z^T and q^T from W, B and Q , the resulting matrices are \bar{W}, \bar{B} and \bar{Q} respectively. Using this refashion, (16) becomes

$$\begin{aligned}
& \min_z ||uz^T + \bar{W}^T \bar{B}||_F^2 - 2\text{tr}(zq^T + \bar{B}^T \bar{Q}) \\
& \Rightarrow \min_z \text{tr}(zu^T \bar{W}^T \bar{B}) - \text{tr}(zq^T) + \text{constant}, \\
& s.t. z \in \{-1, 1\}^{n \times 1} \quad (17)
\end{aligned}$$

The problem in (17) has the closed optimal solution

$$z = \text{sgn}(q - \bar{B}^T \bar{W} u) \quad (18)$$

Each row of B is updated iteratively by fixing the other $L - 1$ rows. The integral optimization procedure of MFDH is summarized in Algorithm 1.

Algorithm 1 Multi-order Features Discrete Hashing (MFDH)

Input: $Z^{img}, Z^{img}, C^{img}$ and $Z^{txt}, Z^{txt}, C^{txt}$ for image multiple statistical features and text multiple statistical features respectively; parameters α, β, λ and the length of hashing code L ; class label matrix Y .

- 1: Calculate kernelized features Ψ, Φ for image and text respectively.
- 2: Initialize P_{img}, P_{txt} and $B \in R^{L \times n}$.
- 3: **repeat**
- 4: Optimize P_{img} according to (9);
- 5: Calculate P_{txt} according to (11);
- 6: Calculate W according to (13);
- 7: Learn B according to (18);
- 8: **until** convergence
- 9: **Output:** Projection matrix P_{img}, P_{txt} and B .

TABLE III STATISTICS OF THREE STANDAR DATASETS

Data Sets	Wiki	MIRFlickr	NUS-WIDE
Data Set Size	2866	10729	4301
Training Set Size	2173	6500	2500
Retrieval Set Size	2173	6500	2500
Query Set Size	693	4229	1801
Num. of Labels	10	24	10

IV. EXPERIMENTS AND ANALYSIS

A. Datasets

We conduct experiments on three publicly available cross-modal datasets: Wiki [35], MIRFlickr [36], and NUS-WIDE [37]. These datasets, consisting of two modalities, i.e. image and text modalities, are widely applied in many previous works. The dimensions of multi-order statistical features are set empirically. In our experiments, we employ the

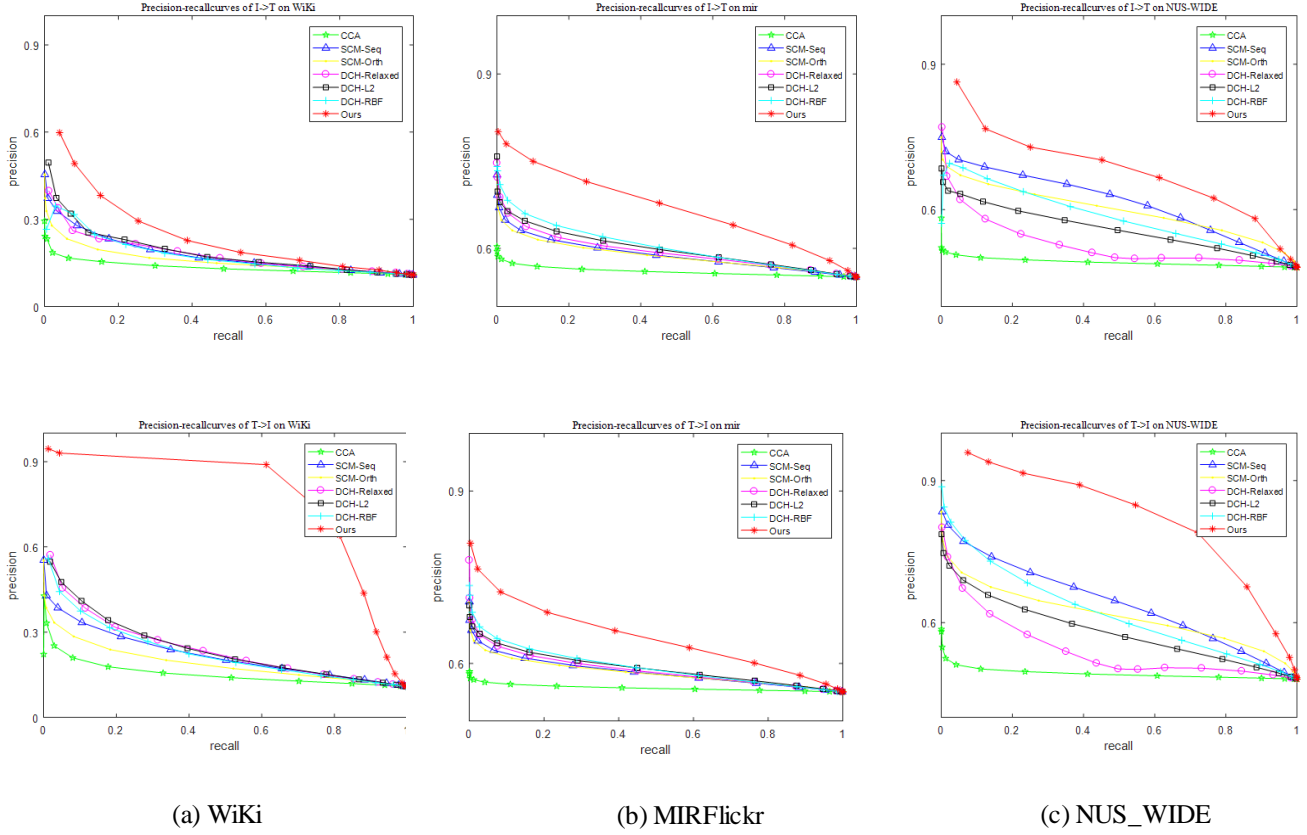


Fig. 3 Precision-recall curves of all methods with 16-bit binary codes on Wiki, MIRFlickr and NUS-WIDE datasets. Different rows show different task and the columns relate to different datasets.

pre-trained word2vec model on Google corpus to transform every key word or tag in textual documents into a 300-dimensional word vector. In this way, each text can be represented by a set of vectors. As for the image features, the 128-dimensional dense SIFT features are extracted for each image of all datasets. Then, the first and second order textual features of each text are represented as a 300-dimensional mean vector and a 300×300 covariance matrix respectively. Similarly, we can also get 128-dimensional second order mean vector and 128×128 covariance matrix for each image. In addition, the zeroth order statistical descriptor of each image from Wiki (MIRFlickr and NUS-WIDE) is extracted as 1000 (500 and 500) dimensional histogram feature by means of the BoVW model. Similarly, we also get the 50 (100 and 100) dimensional feature histogram for each text on Wiki (MIRFlickr and NUS-WIDE). The statistics of all datasets are given in Table III.

Wiki contains 2,866 multimedia documents crawled from Wikipedia. Every document consists of a pair of an image and a text description, and every paired sample is classified as one of 10 categories. We take 2866 pairs from the dataset to form the training set and the remaining data is used as a test set

MIRFlickr consists of 25,000 original images collected from the Flickr website. Each image and corresponding annotated tags constitute an image-text pair, and each pair is classified into some of 24 classes. We keep 10729 paired samples whose text can generate at least five word vectors from the original dataset for our experiments. Then 6500 paired

samples are used as the training set, and the rest of the database as query set.

NUS-WIDE comprises 269,648 images with 81 concepts collected from Flickr and each image is associated with annotated tags. The association is regarded as an image-text pair. We select 4,301 paired samples that belong to the top 10 most frequent concepts and have at least 20 tags. Here we randomly choose 2,534 pairs of the samples as the training section and 1,767 as the test section.

B. Experimental Setting

MFDH proposed in this paper is compared with six state-of-the-art cross-modal hashing methods, including CCA [23], SCM-Orth [15], SCM-Seq [15], SDH-Relaxed [38], DCH [39] and DCH-RBF [39]. The source code of all the compared methods is kindly provided by the original authors. Our experiments are executed on MATLAB 2016b on a Windows 10 (64-Bit) platform based desktop machine with 12 GB memory and 4-core 3.6GHz CPU. The CPU architectures are Intel(R) CORE(TM) i7-7700. λ is a coefficient of the regularization term and α , β are penalty parameters in the objective function of MFDH. We set the values of α , β empirically to 10^{-5} and λ to be 0.01. The average values obtained by performing 10 runs for all the methods are recorded in this paper.

C. Results

We conduct comparative experiments with baseline

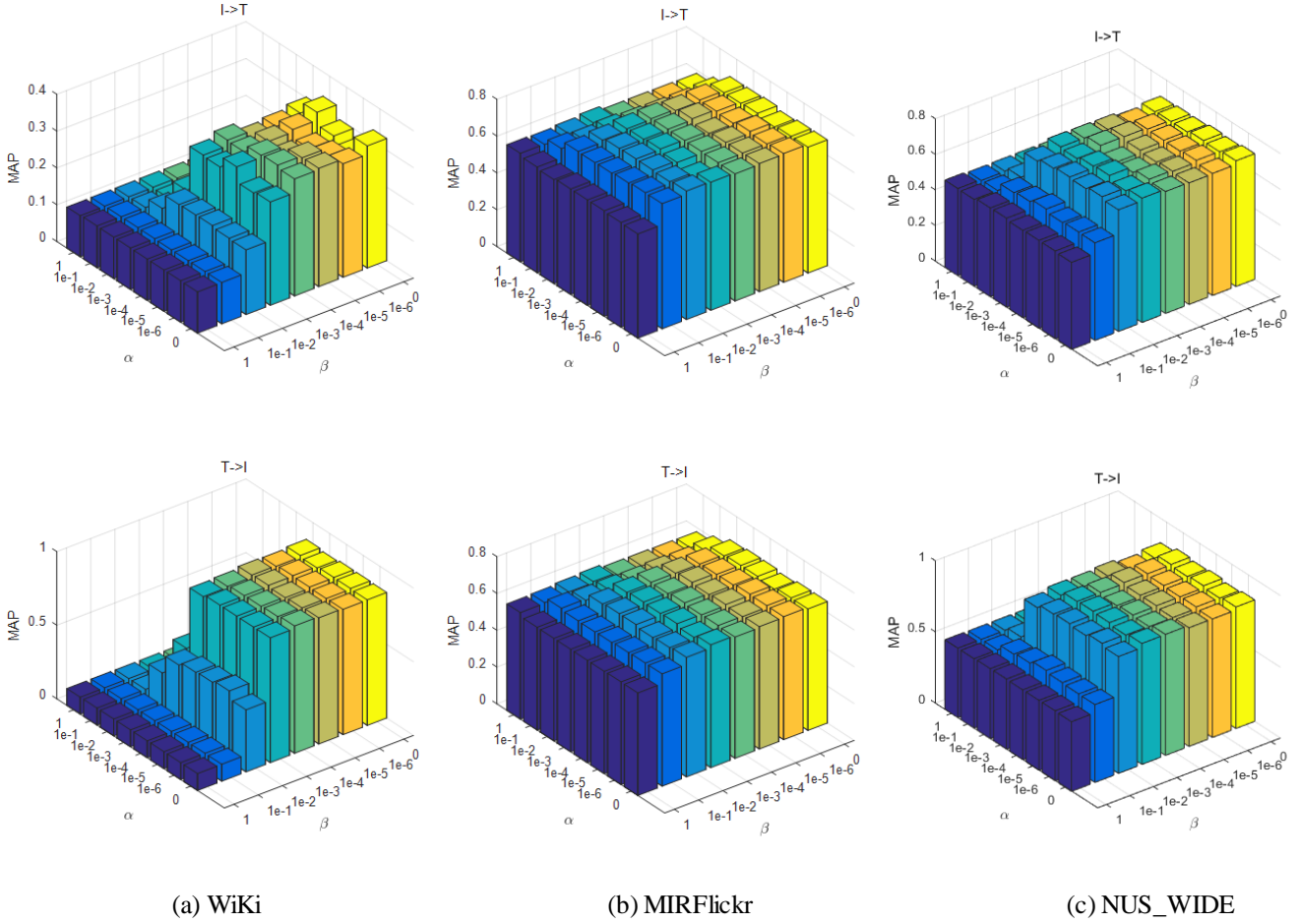


Fig. 4 Performance variation of the MFDH with respect to α and β using 32 bits on the Wiki, MIRFlickr and NUS-WIDE. Different row shows different task and Different column is based on different dataset.

solutions to validate our method. CCA is an unsupervised method in which the correlation among modalities is maximized. SCM-Orth and SCM-Seq are supervised methods which construct the semantic similarity using the label vectors. The common goal of the two methods is to maximize the semantic correlation. However, SCM-Orth imposes orthogonality constraints in the process of learning the hashing function, and SCM-Seq utilizes a sequential strategy to learn hashing function without orthogonality constraints. SDH-relaxed and DCH are very efficient methods which use ground truth labels to learn unified binary code. SDH-Relaxed solves the discrete constraint problem by relaxing the constraint, and DCH leverages the DCC algorithm to learn discrete binary matrix. DCH-RBF is a RBF kernel-based method for a nonlinear embedding.

The Mean Average Precision (MAP) [40] is used as a criterion of retrieval performance. The Average Precision (AP) for a query q is defined as E.q.(19)

$$AP(q) = \frac{1}{l_q} \sum_{m=1}^R P_q(m) \delta_q(m) \quad (19)$$

where l_q denotes the correct statistics of top R retrieval results; $P_q(m)$ is the accuracy of top m retrieval results; and if the result of position m is right, $\delta_q(m)$ equals one and is set to zero

otherwise. The average value of AP of all queries is the final MAP. A larger value indicates a better performance.

We carry out cross-modal retrieval including two typical retrieval tasks. i.e. Image querying Text and Text querying Image which are often abbreviated to I2T and T2I respectively. In particular, the meaning of I2T is as follows: Given an image search for texts of similar content from the dataset. By analogy, in T2I given a text as query, search for images of corresponding content in the dataset. The cross-modal retrieval performance on all datasets is reported in Table I. We can see from Table I that the proposed MFDH outperforms all the compared methods on both tasks when the code length is ranges from 16 bits to 128 bits. Specifically, MFDH achieves average improvements of 8%, 7% and 10% over the best baselines on Wiki, MIRFlickr and NUS_WIDE respectively. In our experiments, we calculated the precision and recall according to the hash lookup protocol [40] varying the Hamming radius. Fig.3 shows the precision-recall curves with 32 bits hashing codes on Wiki, MIRFlickr and NUS_WIDE. As illustrated by Fig. 3, the scheme of MFDH consistently performs better than other comparative methods.

We extended our model to conduct unimodal retrieval which involves Image to Image query task and Text to Text query task. Likewise, we use the acronyms I2I and T2T to represent the two tasks. As shown in Table II, the proposed MFDH consistently achieves the best performance on all datasets

TABLE IV DIFFERENT COMBINATIONAL MODE OF KERNEL FUNCTION FOR MULTI-ORDER STATISTICAL FEATURES, THE SYMBOL ‘√’ DENOTES CORRESPONDING KERNEL FUNCTION IS SELECTED.

Serial Number of combination	Kernel function	Zeroth-order feature	First-order feature	Second-order feature
①	RBF	√	√	√
	Polynomial			
②	RBF			
	Polynomial	√	√	√
③	RBF	√	√	
	Polynomial			√
④	RBF	√		√
	Polynomial		√	
⑤	RBF		√	√
	Polynomial	√		
⑥	RBF	√		
	Polynomial		√	√
⑦	RBF		√	
	Polynomial	√		√
⑧	RBF			√
	Polynomial	√	√	

among all the methods listed in subsection B. These results indicate that the MFDH proposed in this paper can generate effective hashing codes by fusing the complementary information of multi-order statistics.

D. The effect of Model Parameters

The two parameters α , β of the proposed MFDH model control the quantization error of the fused features of the different modalities. We vary the values of α , β in the range of $\{10^{-6}, 10^{-5}, \dots, 0, 1\}$. Fig.4 plots the performance of MFDH I2T and T2I as a function α and β for a hashing code of 32 bits. Note that the point $\alpha = \beta = 0$ corresponds to MFDH only employing supervised label information to learn the discriminative hashing codes and ignores the information

provided by the image and text modalities. The solution just takes the information of one model into account when $\alpha = 0$ or $\beta = 0$. Thus, MFDH can not obtain the best performance in the above two cases. The value of α and β can be tuned manually according to the relative importance of the two modalities.

E. Discussion on Different Combination of Kernel Functions

The MFDH model proposed in the paper selects different kernel functions (see E.q. (3) and E.q. (4)) to calculate kernel features. For the statistical features of the two modalities (i.e. image and text) of the same order, we adopt the same kernel function. The kernel functions of different-order statistics of special-modality are determined empirically. We select the polynomial in E.q.(4) with $a=1$ and $s=5$ and the RBF in E.q.(3) with $\sigma=1$ as non-linear kernel functions to generate kernel features in all experiments. The MAP performance for different combinations of kernel functions (see Table IV) is shown in Fig.5. From Fig.5 we can see that the performance has a larger variation among different combinations. The best average MAP performance of the two tasks on all datasets is in the combination ⑧.

F. Convergence and Computational Complexity

The optimization procedure of MFDH adopts the alternative iteration method shown in Algorithm 1. We show the convergence of Algorithm 1 by setting the length of hashing code to 16 bits. For the other length of hashing codes, the convergence is similar. As shown in Fig.6, we can observe that the rate of convergence is very fast on all three datasets. Specifically, the algorithm converges within 10 iterations on WiKi, and within 30 iterations on MIRFlickr and NUS_WIDE.

The computational complexity of MFDH contains two parts: computing kernelized features and discrete optimization. Suppose that d_I and d_T represent the dimension of the Image and Text local descriptors respectively. The time complexity of

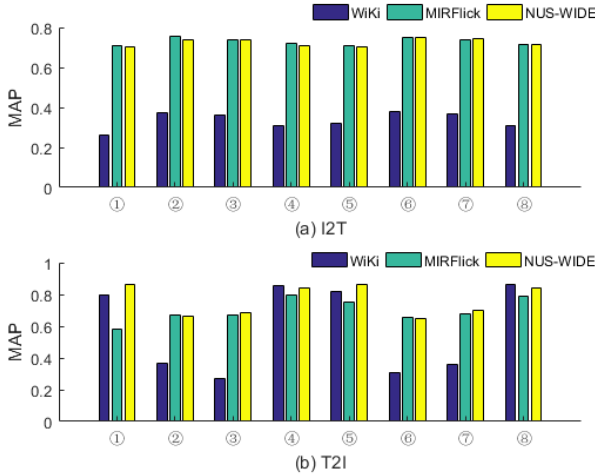


Fig. 5 Performance variation of different combination of kernel function on WiKi, MIRFlickr and NUS-WIDE. (a) I2T, (b) T2I. The abscissa depicts different combinations of kernel functions (see Table IV).

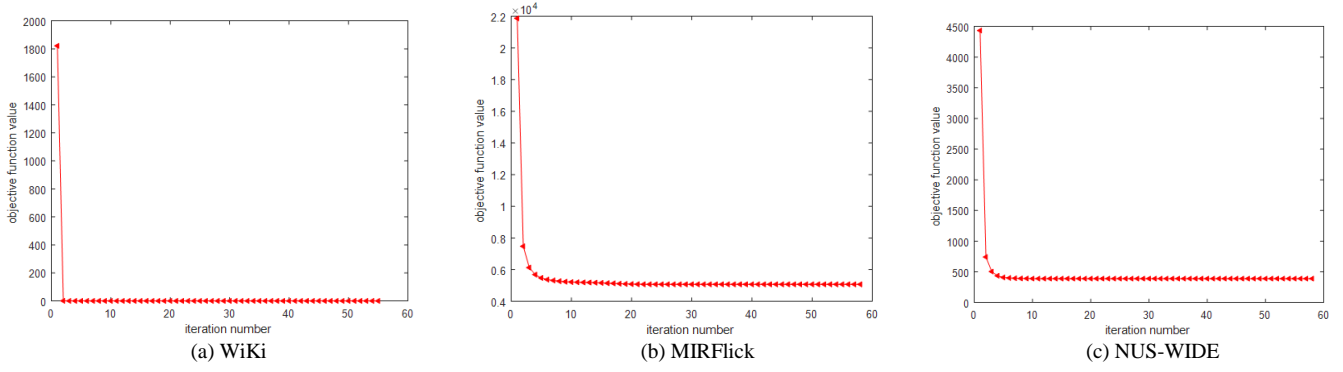


Fig. 6 Convergence curve of Algorithm 1 on WiKi, MIRFlickr and NUS-WIDE

MFDH is $O(nd_id^2 + nd_td^2 + (d^2L + L^2c + dcL)nN)$ where $d = \sum_{r=0}^2 d_r$, and N is the total number of iterations. $O(nd_id^2 + nd_td^2)$ is the cost of generating kernelized features for images and texts. The discrete optimization to solve the problem in (6) requires $O((d^2L + L^2c + dcL)nN)$ with N iterations.

V. CONCLUSION

In this paper, we presented a new algorithm (MFDH) integrating linear classifier learning and subspace learning into a joint framework to learn discriminative hashing codes for cross-modal retrieval. MFDH preserves the rich structural information and discriminative semantic information of each individual object in the form of multi-order statistical features. MFDH is evaluated on three datasets and the experimental results demonstrate that MFDH achieves better performance than state of the art methods in terms of both accuracy and scalability. Future work will consider the use of multiple-kernel extension of our method to increase the representation capacity. In addition, DNN features will be added into our framework.

REFERENCES

- [1] Wang, J., et al., Hashing for Similarity Search: A Survey. Computer Science, 2014.
- [2] Wang, J., S. Kumar, and S.F. Chang. Semi-supervised hashing for scalable image retrieval. in IEEE Conference on Computer Vision and Pattern Recognition, CVPR 2010, San Francisco, Ca, Usa, 13-18 June. 2010.
- [3] Norouzi, M. and D.J. Fleet. Minimal loss hashing for compact binary codes. in International Conference on International Conference on Machine Learning. 2011.
- [4] Jiang, Q.Y. and W.J. Li. Scalable graph hashing with feature transformation. in International Conference on Artificial Intelligence. 2015.
- [5] Liu, W. Hashing with Graphs. in Proc. International Conference on , Machine Learning June. 2011.
- [6] Shen, G.L. and X.J. Wu. Content Based Image Retrieval by combining color, texture and CENTRIST. in Constantinides International Workshop on Signal Processing. 2013.
- [7] Shu, X. and X.-J. Wu, A novel contour descriptor for 2D shape matching and its application to image retrieval. Image and Vision Computing, 2011. 29(4): p. 286-294.
- [8] Ding, G., Y. Guo, and J. Zhou. Collective Matrix Factorization Hashing for Multimodal Data. in IEEE Conference on Computer Vision and Pattern Recognition. 2014.
- [9] Kumar, S. and R. Udupa. Learning hash functions for cross-view similarity search. in International Joint Conference on Artificial Intelligence. 2011.
- [10] Lin Z, Ding G, Hu M, et al. Semantics-preserving hashing for cross-view retrieval[C]//Proceedings of the IEEE conference on computer vision and pattern recognition. 2015: 3864-3872..
- [11] Ou, M., et al. Comparing apples to oranges: a scalable solution with heterogeneous hashing. in ACM SIGKDD International Conference on Knowledge Discovery and Data Mining. 2013.
- [12] Song, J., et al. Inter-media hashing for large-scale retrieval from heterogeneous data sources. in ACM SIGMOD International Conference on Management of Data. 2013.
- [13] Wu, B., et al. Quantized correlation hashing for fast cross-modal search. in International Conference on Artificial Intelligence. 2015.
- [14] Yi, Z. and D.Y. Yeung. Co-Regularized Hashing for multimodal data. in International Conference on Neural Information Processing Systems. 2012.
- [15] Zhang, D. and W.J. Li. Large-scale supervised multimodal hashing with semantic correlation maximization. in Twenty-Eighth AAAI Conference on Artificial Intelligence. 2014.
- [16] Zhen, Y. and D.Y. Yeung. A probabilistic model for multimodal hash function learning. in ACM SIGKDD International Conference on Knowledge Discovery and Data Mining. 2012.
- [17] Zhai, D., et al., Supervised Distributed Hashing for Large-Scale Multimedia Retrieval. IEEE Transactions on Multimedia, 2017. PP(99): p. 1-1.
- [18] Tang, X., et al., Coupled Dictionary Learning with Common Label Alignment for Cross-Modal Retrieval. IEEE Transactions on Multimedia, 2016. 18(2): p. 208-218.
- [19] Kang, C., et al., Learning Consistent Feature Representation for Cross-Modal Multimedia Retrieval. IEEE Transactions on Multimedia, 2015. 17(3): p. 370-381.
- [20] Hu, Y., et al., Twitter100k: A Real-world Dataset for Weakly Supervised Cross-Media Retrieval. IEEE Transactions on Multimedia, 2018. PP(99): p. 1-1.
- [21] Yang, X., T. Zhang, and C. Xu, Cross-Domain Feature Learning in Multimedia. IEEE Transactions on Multimedia, 2014. 17(1): p. 64-78.
- [22] Katsurai M, Ogawa T, Haseyama M. A cross-modal approach for extracting semantic relationships between concepts using tagged images[J]. IEEE Transactions on Multimedia, 2014, 16(4): 1059-1074.
- [23] Gong, Y. and S. Lazebnik. Iterative quantization: A procrustean approach to learning binary codes. in Computer Vision and Pattern Recognition. 2011.
- [24] Yu, J., X.-J. Wu, and J. Kittler, Semi-supervised Hashing for Semi-Paired Cross-View Retrieval. arXiv preprint arXiv:1806.07155, 2018.
- [25] Huang, Z., et al. Learning Euclidean-to-Riemannian Metric for Point-to-Set Classification. in Computer Vision and Pattern Recognition. 2014.
- [26] Lu, J., G. Wang, and P. Moulin, Image Set Classification Using Holistic Multiple Order Statistics Features and Localized Multi-kernel Metric Learning. 2013: p. 329-336.
- [27] Zhang, L., et al., Cross-Modal Retrieval Using Multiordered Discriminative Structured Subspace Learning. IEEE Transactions on Multimedia, 2017. 19(6): p. 1220-1233.
- [28] Shen, X., et al., Semi-Paired Discrete Hashing: Learning Latent Hash Codes for Semi-Paired Cross-View Retrieval. IEEE Transactions on Cybernetics, 2017. 47(12): p. 4275-4288.

- [29] Fontijne, D. MediaMill at TRECVID 2013: Searching Concepts, Objects, Instances and Events in Video. in TRECVID Workshop. 2013.
- [30] Liu, C., J. Yuen, and A. Torralba. SIFT Flow: Dense Correspondence Across Scenes and Its Applications. 2016: Springer International Publishing. 978-94.
- [31] Lowe, D.G., Distinctive Image Features from Scale-Invariant Keypoints. International Journal of Computer Vision, 2004. 60(2): p. 91-110.
- [32] Sivic, J. A Text Retrieval Approach to Object Matching in Videos. in Proc. of IEEE International Conference on Computer Vision. 2003.
- [33] Mikolov, T., et al., Distributed Representations of Words and Phrases and their Compositionality. Advances in Neural Information Processing Systems, 2013. 26: p. 3111-3119.
- [34] Davis, L.S. Covariance discriminative learning: A natural and efficient approach to image set classification. in IEEE Conference on Computer Vision and Pattern Recognition. 2012.
- [35] Rasiwasia, N., et al. A new approach to cross-modal multimedia retrieval. in International Conference on Multimedia. 2010.
- [36] Huiskes, M.J. and M.S. Lew. The MIR flickr retrieval evaluation. in ACM International Conference on Multimedia Information Retrieval. 2008.
- [37] Chua, T.S., et al. NUS-WIDE: a real-world web image database from National University of Singapore. in ACM International Conference on Image and Video Retrieval. 2009.
- [38] Shen, F., et al. Supervised Discrete Hashing. in Computer Vision and Pattern Recognition. 2015.
- [39] Xu, X., et al., Learning Discriminative Binary Codes for Large-scale Cross-modal Retrieval. IEEE Transactions on Image Processing, 2017. 26(5): p. 2494-2507.
- [40] Song, T., et al., Semi-supervised manifold-embedded hashing with joint feature representation and classifier learning. Pattern Recognition, 2017. 68(C): p. 99-110.



Josef Kittler (M'74-LM'12) received the B.A., Ph.D., and D.Sc. degrees from the University of Cambridge, in 1971, 1974, and 1991, respectively. He is Professor of Machine Intelligence at the Centre for Vision, Speech and Signal Processing, Department of Electronic Engineering, University of Surrey, Guildford, U.K. He conducts research in biometrics, video and image database retrieval, medical image analysis, and cognitive vision. He published the textbook *Pattern Recognition: A Statistical Approach* (Englewood Cliffs, NJ, USA: Prentice-Hall, 1982) and over 600 scientific papers. He serves on the Editorial Board of several scientific journals in pattern recognition and computer vision.



Jun Yu received the M.S. degree in Software Engineering from Central South University, Changsha, China, in 2016. He is currently working toward the Ph.D. degree at the school of Internet of Things Engineering, Jiangnan University, Wuxi, China. His research interests include Multimedia Retrieval and deep learning.



Xiao-Jun Wu received the B.Sc. degree in mathematics from Nanjing Normal University, Nanjing, China, in 1991. He received the M.S. degree and the Ph.D. degree in pattern recognition and intelligent systems from Nanjing University of Science and Technology, Nanjing, China, in 1996 and 2002, respectively. He is currently a Professor in artificial intelligent and pattern recognition at Jiangnan University, Wuxi, China. His current research interests include pattern recognition, computer vision, fuzzy systems, neural networks, and intelligent systems.