

Neural Importance Sampling

THOMAS MÜLLER, Disney Research & ETH Zürich
 BRIAN MCWILLIAMS, Disney Research
 FABRICE ROUSSELLE, Disney Research
 MARKUS GROSS, Disney Research & ETH Zürich
 JAN NOVÁK, Disney Research

We propose to use deep neural networks for generating samples in Monte Carlo integration. Our work is based on non-linear independent component analysis, which we extend in numerous ways to improve performance and enable its application to integration problems. First, we introduce piecewise-polynomial coupling transforms that greatly increase the modeling power of individual coupling layers. Second, we propose to preprocess the inputs of neural networks using one-blob encoding, which stimulates localization of computation and improves inference. Third, we derive a gradient-descent-based optimization for the KL and the χ^2 divergence for the specific application of Monte Carlo integration with stochastic estimates of the target distribution. Our approach enables fast and accurate inference and efficient sample generation independent of the dimensionality of the integration domain. We demonstrate the benefits of our approach for generating natural images and in two applications to light-transport simulation. First, we show how to learn joint path-sampling densities in primary sample space and how to importance sample multi-dimensional path prefixes thereof. Second, we use our technique to extract conditional directional densities driven by the triple product of the rendering equation, and leverage them for path guiding. In all applications, our approach yields on-par or higher performance at equal sample count than competing techniques.

1 INTRODUCTION

Solving integrals is a fundamental problem of calculus that appears in many disciplines of science and engineering. Since closed-form antiderivatives exist only for elementary problems, many applications resort to numerical recipes. Monte Carlo (MC) integration is one such approach, which relies on sampling a number of points within the integration domain and averaging the integrand thereof. The main drawback of MC methods is the relatively low convergence rate. Many techniques have thus been developed to reduce the integration error, e.g. via importance sampling, control variates, Markov chains, the application of multiple accuracy levels, or the utilization of quasi-random numbers.

In this work, we focus on the simple concept of importance sampling and propose to parameterize the sampling density using a collection of neural networks. Generative neural networks have been successfully leveraged in many fields, including signal processing, variational inference, and probabilistic modeling, but their application to Monte Carlo integration—in the form of sampling densities—remains to be investigated; this is what we strive for in the present paper.

Given an integral

$$F = \int_{\mathcal{D}} f(x) dx, \quad (1)$$

we can introduce a probability density function (PDF) $q(x)$, which, under certain constraints, allows expressing F as the expected ratio of the integrand and the PDF:

$$F = \int_{\mathcal{D}} \frac{f(x)}{q(x)} q(x) dx = \mathbb{E} \left[\frac{f(X)}{q(X)} \right]. \quad (2)$$

The above expectation can be approximated using N independent, randomly chosen points $\{X_1, X_2, \dots, X_N\}; X_i \in \mathcal{D}, X_i \sim q(x)$, with the following MC estimator:

$$F \approx \langle F \rangle_N = \frac{1}{N} \sum_{i=1}^N \frac{f(X_i)}{q(X_i)}. \quad (3)$$

The variance of the estimator, besides being inversely proportional to N , heavily depends on the shape of q . If q follows normalized f closely, the variance is low; if the shapes of the two differ significantly, the variance tends to be high. In the special case when samples are drawn from a probability density that is proportional to $f(x)$, i.e. $p(x) \equiv f(x)/F$, we obtain a zero-variance estimator, $\langle F \rangle_N = F$, for any $N \geq 1$.

It is thus crucial to use *expressive* sampling densities that match the shape of the integrand well. Additionally, generating sample X_i must be *fast* (relative to the cost of evaluating f), and *invertible*. That is, given a sample X_i , we require an efficient and exact evaluation of its corresponding density $q(X_i)$ —a necessity for evaluating the unbiased estimator of Equation (3). Being expressive, fast to evaluate, and invertible are the key properties of good sampling densities, and all our design decisions can be traced back to these.

We focus on the general setting where little to no prior knowledge about f is given, but f can be observed at a sufficiently high number of points. Our goal is to extract the sampling density from these observations while handling complex distributions with possibly many modes and arbitrary frequencies. To that end, we employ variational inference to approximate the ground-truth $p(x)$ using a generative probabilistic parametric model $q(x; \theta)$ that utilizes deep neural networks.

Our work builds on approaches that are capable of compactly representing complex manifolds in high-dimensional spaces, and permit fast and exact inference, sampling, and density estimation. We extend the work of Dinh et al. [2014, 2016] on learning stably invertible transformations, represented by so-called *coupling layers*, that are stacked to produce highly nonlinear mappings between an observation x and a latent variable z . Specifically, we present *piecewise-polynomial* coupling layers that greatly increase the expressive power of individual coupling layers, allowing us to employ fewer of those and thereby reducing the total cost of evaluation.

After reviewing related work on variational inference and generative modeling in Section 2, we detail the framework of *non-linear independent components estimation* (NICE) [Dinh et al. 2014, 2016] in Section 3, which forms the foundation of our approach. In Section 4, we describe a class of *invertible piecewise polynomial* coupling transforms that replace affine transforms proposed in the original work, and *one-blob*-encoded network inputs, which stimulate localization of computation and improve inference. We illustrate the benefits on a few low-dimensional density-estimation problems and test the performance when learning the (high-dimensional) distribution of natural images. In Section 5, we apply NICE to Monte Carlo integration and propose an optimization strategy for minimizing estimation variance. Finally, we apply the proposed approach to light-transport problems in Section 6: we use NICE with our polynomial warps to guide the construction of light paths and demonstrate that it outperforms the current state of the art in primary sample space and incremental path guiding.

2 RELATED WORK

Neural networks have been successfully applied to many diverse problems—a body of research too large to be reviewed here. We thus restrict the discussion to probabilistic generative models obtained via variational inference and review only the most relevant prior works.

Generative modeling commonly considers the following probabilistic model: $p(x, z; \theta) = p(x|z; \theta)p(z)$, where z is a *latent* variable that is not directly observed, but controls some of the factors of variation in the observed data x . $p(x|z; \theta)$ is the likelihood function with parameters θ and $p(z)$ is the prior. The inferential quantity of interest is the posterior distribution of the latent variable $p(z|x; \theta)$. Given observed data x , the posterior is defined by the Bayes’ theorem,

$$p(z|x; \theta) = \frac{p(x|z; \theta)p(z)}{\int p(x|z; \theta)p(z) dz}, \quad (4)$$

where the denominator is the marginal likelihood of the data $p(x)$, and is generally intractable; we build on exceptions discussed below.

Variational methods [Jordan et al. 1999] consider approximating the true posterior distribution with another distribution $q(z|x; \phi)$, which is chosen to have a simple functional form: commonly a Gaussian [Challis and Barber 2013] or a distribution which factorizes across variables [Ghahramani et al. 2000]. Variational inference amounts to optimizing the parameters ϕ , such that some divergence metric (e.g. the Kullback-Leibler (KL) divergence) between $p(z|x; \theta)$ and $q(z|x; \phi)$ is minimized. Variational methods do not directly estimate $p(x; \theta)$ but instead optimize a lower bound on this quantity with respect to the approximating distribution.

Recently, generative modeling has seen a resurgence due to the development of new techniques based on neural networks. Variational autoencoders (VAEs) [Kingma and Welling 2014; Rezende et al. 2014] consider representing q as a Gaussian distribution whose mean and variance are parameterized by a neural network. The likelihood function, or decoder, $p(x|z; \theta)$ is also a neural network whose parameters are trained jointly with the posterior $q(z|x; \phi)$. In this setting, $q(z|x; \phi)$ is called an *inference network*, or encoder: by defining a global set of network parameters to represent the latent variables it allows the cost of inference to be amortized over the

entire optimization procedure. In the forward pass of the VAE, a latent variable is sampled from a standard Gaussian before being scaled and translated to match the distribution q .

Rezende and Mohamed [2015] propose a more flexible class of approximating distributions based on the application of a sequence of invertible mappings to a simple base density. These *normalizing flows* rely on repeated application of the change-of-variables formula, and hence require the computation of the log-determinant of the Jacobian matrix of the transform. Rezende and Mohamed [2015] describe a class of planar flows for which this quantity has quadratic cost in the number of dimensions per network layer. Chen et al. [2018] propose a continuous analog of normalizing flows that applies the continuous change-of-variables formula, significantly reducing the computational cost.

A related class of models based on an auto-regressive factorization of the marginal data distribution has been proposed [Germain et al. 2015; van den Oord et al. 2016a,b]. These models exploit the general application of the chain rule of probability to decompose the joint as the product of one-dimensional conditionals $p(x) = \prod_{i=1}^d p(x_i|x_1, \dots, x_{i-1})$. Auto-regressive models have been shown to perform extremely well, however, sampling is often slow due to their inherent sequential nature. Recent advances have allowed extremely fast sampling, but not without significant engineering effort [van den Oord et al. 2018]. The main drawback is that they can only evaluate the density of samples generated by the model and not of arbitrary data points. This would pose a problem in MC integration, e.g. if multiple densities are combined using multiple importance sampling [Veach and Guibas 1995].

A growing literature has emerged which investigates combinations of ideas from normalizing flows and auto-regressive density estimation [Huang et al. 2018; Kingma et al. 2016; Papamakarios et al. 2017]. *Non-linear independent component estimation* (NICE) [Dinh et al. 2014], which was later augmented by real-valued non-volume-preserving (RealNVP) transforms [Dinh et al. 2016], is a special case of the normalizing flows framework. It uses the same computation graph (except for direction) for the encoder and the decoder and relates the data and latent variables using bijection. The bijective mapping has the effect of modeling the likelihood and posterior conditionals as delta functions. The previously intractable marginals $p(x)$ and $p(z)$ suddenly become tractable (thanks to the delta functions in the integrals) and are related only through the simple change-of-variables formula. As such, this approach admits exact inference and efficient sample generation (thanks to tractable Jacobian determinants) and satisfies our aforementioned requirements for a good sampling PDF. Since our work builds directly on NICE and RealNVP, we review these in greater detail in the following section.

Finally, the zoo of generative adversarial networks (GANs) [Goodfellow et al. 2014] represent a class of *implicit* generative models: they do not require a likelihood, only a generative procedure to be specified. In the context of modeling images, these models are often able to generate compelling samples [Karras et al. 2017] but their lack of an explicit likelihood function makes them unsuitable for importance sampling.

3 NON-LINEAR INDEPENDENT COMPONENT ESTIMATION

In this section, we detail the works of Dinh et al. [2014, 2016] which form the basis of our approach. The authors propose to learn a mapping between the data and the latent space as an invertible compound function $\hat{h} = h_L \circ \dots \circ h_2 \circ h_1$, where each h_i is a relatively simple bijective transformation (warp). The choice of the type of h is different in the two prior works, and in our paper (details follow in Section 4), but the key design principle remains: h needs to be stably invertible with (computationally) tractable Jacobians. This enables exact and fast inference of latent variables and therefore exact and fast density estimation.

Given a differentiable mapping $h : \mathcal{X} \rightarrow \mathcal{Y}$ of points $x \sim p_{\mathcal{X}}(x)$ to points $y \in \mathcal{Y}$, we can compute the density $p_{\mathcal{Y}}(y)$ of transformed points $y = h(x)$ using the change-of-variables formula:

$$p_{\mathcal{Y}}(y) = p_{\mathcal{X}}(x) \left| \det \left(\frac{\partial h(x)}{\partial x^T} \right) \right|^{-1}, \quad (5)$$

where $\frac{\partial h(x)}{\partial x^T}$ is the Jacobian of h at x .

The cost of computing the determinant grows with the dimensionality of the Jacobian (e.g. cubically if decomposition methods are used). If \mathcal{X} and \mathcal{Y} are high-dimensional, computing $p_{\mathcal{Y}}(y)$ is therefore computationally intractable. The key proposition of Dinh et al. [2014] is to focus on a specific class of mappings—referred to as *coupling layers*—that admit Jacobian matrices where determinants reduce to the product of diagonal terms.

3.1 Coupling Layers

A single coupling layer takes a D -dimensional vector and partitions its dimensions into two groups. It leaves the first group intact and uses it to parameterize the transformation of the second group. This is formalized using a definition that follows from Dinh et al. [2014].

Definition 3.1 (Coupling layer). Let $x \in \mathbb{R}^D$ be an input vector, A and B denote disjoint partitions of $\llbracket 1, D \rrbracket$, and m be a function on $\mathbb{R}^{|A|}$, then the output of a coupling layer $y = (y^A, y^B) = h(x)$ is defined as

$$y^A = x^A, \quad (6)$$

$$y^B = C(x^B; m(x^A)), \quad (7)$$

where the *coupling transform* $C : \mathbb{R}^{|B|} \times m(\mathbb{R}^{|A|}) \rightarrow \mathbb{R}^{|B|}$ is a separable and invertible map.

The invertibility of the coupling transform, and the fact that partition A remains unchanged, enables a trivial inversion of the coupling layer $x = h^{-1}(y)$ as:

$$x^A = y^A, \quad (8)$$

$$x^B = C^{-1}(y^B; m(y^A)). \quad (9)$$

The invertibility is crucial in our setting as we require both density estimation and sample generation in Monte Carlo integration.

The second important property of C is separability. Separable C ensures that the Jacobian matrix is triangular and the determinant reduces to the product of diagonal terms; see Dinh et al. [2014] or Appendix A for a full treatment. The computation of the determinant

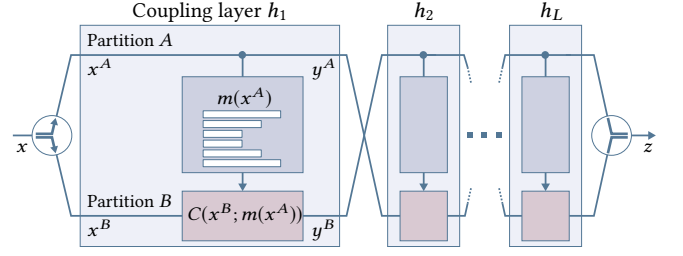


Fig. 1. A coupling layer splits the input x into two partitions A and B . One partition is left untouched, whereas dimensions in the other partition are warped using a parametric coupling transform C driven by the output of a neural network m . Multiple coupling layers may need to be compounded to achieve truly expressive transforms.

thus scales linearly with D and is therefore tractable even in high-dimensional problems.

3.2 Affine Coupling Transforms

Additive Coupling Transform. [Dinh et al. 2014] describe a very simple coupling transform that merely translates the signal in individual dimensions of B :

$$C(x^B; t) = x^B + t, \quad (10)$$

where the translation vector $t \in \mathbb{R}^{|B|}$ is produced by function $m(x^A)$.

Multiply-add Coupling Transform. Since additive coupling layers have unit Jacobian determinants, i.e. they preserve volume, [Dinh et al. 2016] propose to add a multiplicative factor e^s :

$$C(x^B; s, t) = x^B \odot e^s + t, \quad (11)$$

where \odot represents element-wise multiplication and vectors t and $s \in \mathbb{R}^{|B|}$ are produced by m : $(s, t) = m(x^A)$. The Jacobian determinant of a multiply-add coupling layer is simply $\exp \sum s_i$.

The coupling transforms above are relatively simple. The trick that enables learning *nonlinear* dependencies across partitions is the parametric function m . This function can be arbitrarily complex, e.g. a neural network, as we do not need its inverse to invert the coupling layer and its Jacobian does not affect the determinant of the coupling layer (cf. Appendix A). Using a sophisticated m allows extracting complex nonlinear relations between the two partitions. The coupling transform C , however, remains simple, invertible, and permits tractable computation of determinants even in high-dimensional settings.

3.3 Compounding Multiple Coupling Layers

As mentioned initially, the complete transform between the data space and the latent space is obtained by chaining a number of coupling layers. A different instance of neural network m is trained for each coupling layer. To ensure that all dimensions can be modified, the output of one layer is fed into the next layer with the roles of the two partitions swapped; see Figure 1. Compounding two coupling layers in this manner ensures that every dimension can be altered.

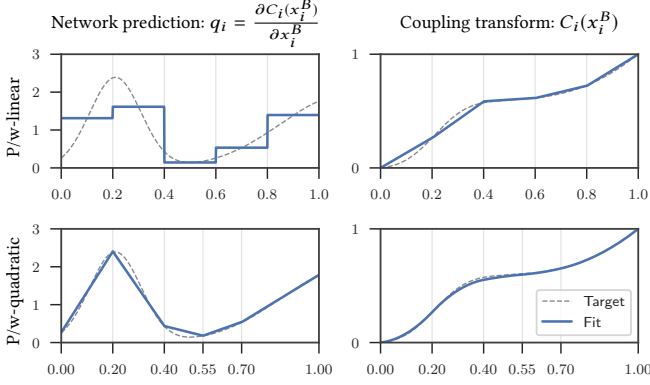


Fig. 2. Predicted probability density functions (PDFs, left) and corresponding cumulative distribution functions (CDFs, right) with $K = 5$ bins fitted to a target distribution (dashed). The top row illustrates a piecewise-linear CDF and the bottom row a piecewise-quadratic CDF. The piecewise-quadratic approximation tends to work better in practice thanks to its first-order continuity (C^1) and adaptive bin sizing; gradient descent fails to optimize adaptive bin sizes in the piecewise-linear case.

The number of coupling layers required to ensure that each dimension can influence every other dimension depends on the total number of dimensions. For instance, in a 2D setting (where each partition contains exactly one dimension) we need only two coupling layers. 3D problems require three layers, and for any high-dimensional configuration there must be at least four coupling layers.

In practice, however, high-dimensional problems (e.g. generating images of faces), require significantly more coupling layers since each affine transform is fairly limited. In the next section, we introduce more complex coupling transforms—invertible piecewise-polynomial warps—that provide more expressive mappings and allow reducing the number of coupling layers and thereby the sample-generation and density-estimation costs. This improves the performance of Monte Carlo estimators presented in Section 6.

4 PIECEWISE-POLYNOMIAL COUPLING LAYERS

In this section, we propose piecewise-polynomial, invertible maps as coupling transforms instead of the limited affine warps reviewed in Section 3.2. In contrast to Dinh et al. [2014, 2016], who assume $x, y \in (-\infty, +\infty)^D$, we choose to operate in a unit hypercube, i.e. $x, y \in [0, 1]^D$, as most practical problems span a finite domain. Unbounded domains can still be handled by warping the input of h_1 and the output of h_L e.g. using the sigmoid and logit functions, respectively.

Similarly to Dinh and colleagues, we ensure computationally tractable Jacobians via separability, i.e. $C(x^B) = \prod_{i=1}^{|B|} C_i(x_i^B)$. Operating on unit intervals allows interpreting the warping function C_i as a cumulative distribution function (CDF). To produce each C_i , we instrument the neural network to output the corresponding unnormalized probability density q_i , and construct C_i by integration; see Figure 2 for an illustration.

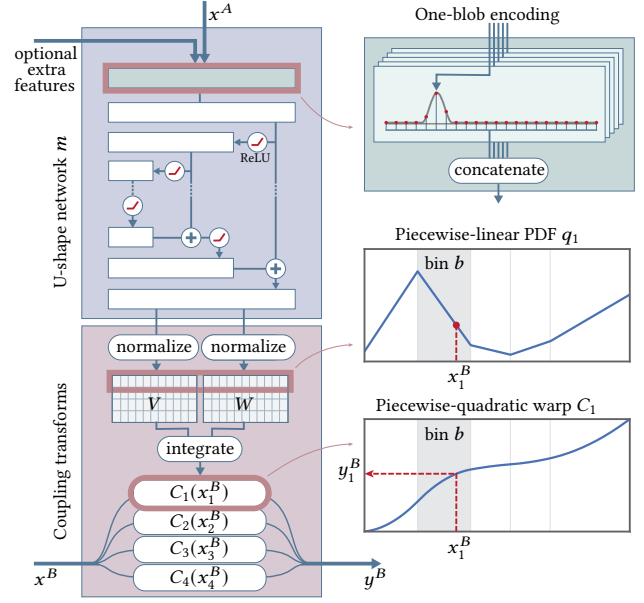


Fig. 3. An illustration of our coupling layer with a piecewise-quadratic transform. Signals in partition A (and additional features) are encoded using one-blob encoding and fed into a U-shape neural network m with fully-connected layers. The outputs of m are normalized yielding matrices V and W that define warping PDFs. The PDFs are integrated to obtain piecewise-quadratic coupling transforms; one for warping each dimension of x^B .

In order to further improve performance, we propose to encode the inputs to the neural network using *one-blob encoding*, which we discuss in Section 4.3.

4.1 Piecewise-linear Coupling Transform

Recall that we partition the D -dimensional input vector in two disjoint groups, A and B, such that $x = (x^A, x^B)$. We divide the unit dimensions in partition B into K bins of equal width $w = K^{-1}$. To define all $|B|$ transforms at once, we instrument the network $m(x^A)$ to predict a $|B| \times K$ matrix, denoted \hat{Q} . Each i -th row of \hat{Q} defines the unnormalized probability mass function (PMF) of the warp in i -th dimension in x^B ; we normalize the rows using the softmax function σ and denote the normalized matrix Q ; $Q_i = \sigma(\hat{Q}_i)$.

The PDF in i -th dimension is then defined as $q_i(x_i^B) = Q_{ib}/w$, where $b = \lfloor Kx_i^B \rfloor$ is the bin that contains the scalar value x_i^B . We integrate the PDF to obtain our invertible piecewise-linear coupling transform C_i :

$$C_i(x_i^B) = \int_0^{x_i^B} q_i(t) dt = \alpha Q_{ib} + \sum_{k=1}^{b-1} Q_{ik}, \quad (12)$$

where $\alpha = Kx_i^B - \lfloor Kx_i^B \rfloor$ represents the relative position of x_i^B in b .

In order to evaluate the change of density resulting from the coupling layer, we need to compute the determinant of its Jacobian matrix; see Equation (5). Since $C(x^B)$ is separable by definition, its Jacobian matrix is diagonal and the determinant is equal to the

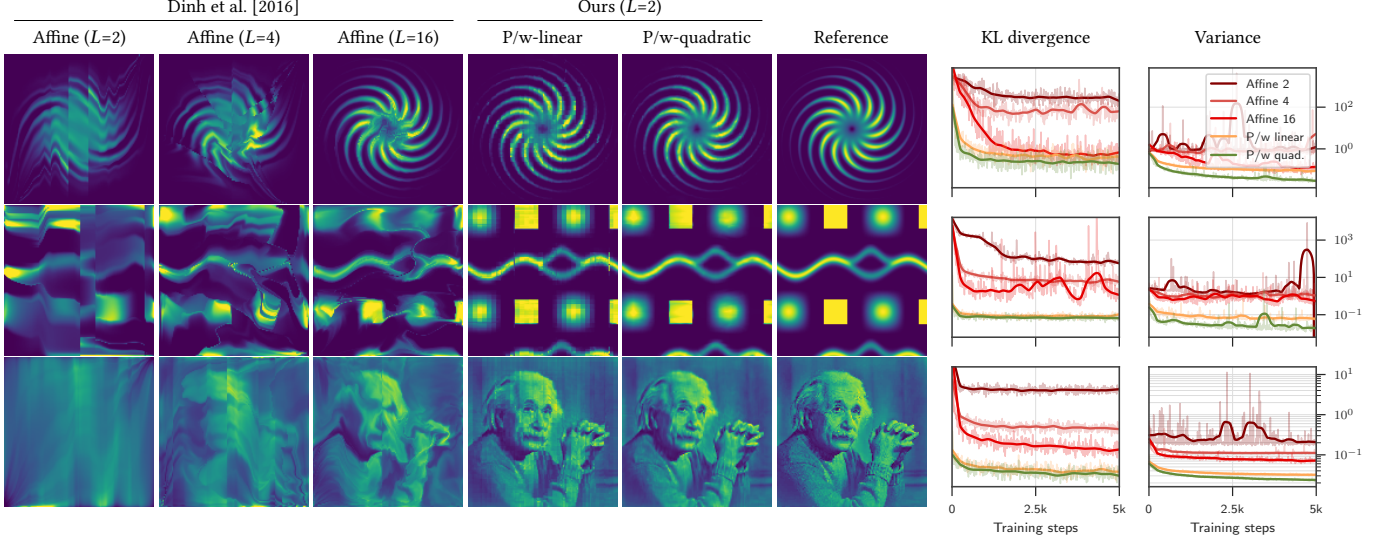


Fig. 4. Our 32-bin piecewise-linear (4-th column) and 32-bin piecewise-quadratic (5-th column) coupling layers achieve superior performance compared to affine (multiply-add) coupling layers [Dinh et al. 2016] on low-dimensional density-estimation problems. The false-colored distributions were obtained by optimizing KL divergence with uniformly drawn samples (weighted by the reference value) over the 2D image domain. The plots on the right show the training error (KL divergence) and the variance obtained when using the distribution to importance-sample a Monte Carlo estimator of the average image color.




Fig. 5. Comparison of results *with* and *without* the one-blob encoding. The experimental setup is the same as in Figure 4. While the affine coupling transforms fail to converge with one-blob encoded inputs, the distributions learned by the piecewise-polynomial coupling functions become sharper and more accurate.

product of the diagonal terms. These can be computed using Q :

$$\det \left(\frac{\partial C(x^B; m(x^A))}{\partial (x^B)^T} \right) = \prod_{i=1}^{|B|} q_i(x_i^B) = \prod_{i=1}^{|B|} \frac{Q_{ib}}{w}, \quad (13)$$

where b again denotes the bin containing the value in i -th dimension.

4.2 Piecewise-quadratic Coupling Transform

The piecewise-linear PDF is modeled using $K + 1$ vertices; see Figure 2, bottom left. We store their vertical coordinates (for all dimensions in B) in $|B| \times (K + 1)$ matrix V , and horizontal differences between neighboring vertices (bin widths) in $|B| \times K$ matrix W .

The network m outputs unnormalized matrices \hat{W} and \hat{V} . We again normalize the matrices using the standard softmax $W_i = \sigma(\hat{W}_i)$, and an adjusted version in the case of V :

$$V_{i,j} = \frac{\exp(\hat{V}_{i,j})}{\sum_{k=1}^K \frac{\exp(\hat{V}_{i,k}) + \exp(\hat{V}_{i,k+1})}{2} W_{i,k}}, \quad (14)$$

where the denominator ensures that V_i represents a valid (normalized) probability density.

The PDF in dimension i is defined as

$$q_i(x_i^B) = \text{lerp}(V_{ib}, V_{ib+1}, \alpha), \quad (15)$$

where $\alpha = (x_i^B - \sum_{k=1}^{b-1} W_{ik}) / W_{ib}$ represents the relative position of scalar x_i^B in bin b that contains it, i.e. $\sum_{k=1}^{b-1} W_{ik} \leq x_i^B < \sum_{k=1}^b W_{ik}$.

The invertible piecewise-quadratic coupling transform is obtained by integration:

$$C_i(x_i^B) = \frac{\alpha^2}{2} (V_{ib+1} - V_{ib}) + \alpha V_{ib} + \sum_{k=1}^{b-1} \frac{V_{ik} + V_{ik+1}}{2} W_{ik}. \quad (16)$$

Note that inverting $C_i(x_i^B)$ involves solving the root of the quadratic term, which can be done efficiently and robustly using standard techniques.

Computing the determinant of the Jacobian matrix follows the same logic as in the piecewise-linear case, with the only difference being that we must now interpolate the entries of V in order to obtain the PDF value at a specific location (cf. Equation (15)).




Fig. 6. Generative modeling of facial photographs using the architecture of Dinh et al. [2016] with our piecewise-quadratic coupling transform. We show training examples (left), faces generated by our trained model (middle), and a manifold of faces spanned by linear interpolation of 4 training examples in latent space (right). We achieve results of slightly better quality than Dinh et al. [2016], suggesting that our approach could benefit also high-dimensional problems, though one may not achieve the same magnitude of improvements as in low-dimensional settings.

4.3 One-blob Encoding

An important consideration is the encoding of the inputs to the network. We propose to use the *one-blob* encoding—a generalization of the *one-hot* encoding—where a kernel is used to activate multiple adjacent entries instead of a single one. Assume a scalar $s \in [0, 1]$ and a quantization of the unit interval into k bins (we use $k = 32$). The one-blob encoding amounts to placing a kernel (we use a Gaussian with $\sigma = 1/k$) at s and discretizing it into the bins. With the proposed architecture of the neural network (placement of ReLUs in particular, see Figure 3), the one-blob encoding effectively shuts down certain parts of the linear path of the network, allowing it to specialize the model on various sub-domains of the input.

In contrast to one-hot encoding, where the quantization causes a loss of information if applied to continuous variables, the one-blob encoding is lossless; it captures the exact position of s .

4.4 Analysis

We compare the proposed piecewise-polynomial coupling transforms to multiply-add affine transforms [Dinh et al. 2016] on a 2D density-estimation problem in Figure 4. To produce columns 1–5, we *uniformly* sample the 2D domain, evaluate the reference function (column 6) at each sample, and optimize the neural networks that control the coupling transforms using KL divergence described in Section 5.1. Every per-layer network is a U-net (see Figure 3) with 4 stages of fully connected layers. The networks only differ in their output layer to produce the desired parameters of their respective coupling transform.

We only use adaptive bin sizes in the piecewise-quadratic coupling transforms because gradient descent fails to optimize them in the piecewise-linear case due to the discontinuous Jacobian.

When using $L = 2$ coupling layers, the piecewise-polynomial coupling layers perform consistently better thanks to their significantly larger modeling power, and outperform even large numbers

(e.g. $L = 16$) of affine coupling layers, where the total depth of the computation graph approaches 100 fully connected layers.

Figure 5 demonstrates the benefits of the one-blob encoding when combined with our piecewise coupling transforms. While the encoding helps our coupling transforms to learn sharp, non-linear functions more easily, it also causes the affine coupling transforms of Dinh et al. [2016] to produce excessive high frequencies that inhibit convergence. Therefore, in the rest of the paper we use the one-blob encoding only with our piecewise-polynomial transforms; results with affine transforms do not utilize one-blob encoded inputs.

We tested the piecewise-quadratic coupling layers also on a high-dimensional density-estimation problem: learning the manifold of a specific class of natural images. We used the CelebFaces Attributes dataset [Liu et al. 2015] and reproduced the experimental setting of Dinh et al. [2016]. Our architecture is based on the authors’ publicly available implementation and differs only in the coupling layer used and the depth of the network—we use 4 recursive subdivisions while the authors use 5, resulting in 28 versus 35 coupling layers. We chose $K = 4$ bins and *did not* use our one-blob encoding due to GPU memory constraints. Since our coupling layers operate on the $[0, 1]^D$ domain, we do not use batch normalization on the transformed data.

Figure 6 shows a sample of the training set, a sample of generated images, and a visualization of the manifold given by four different faces. The visual quality of our results is comparable to those obtained by Dinh and colleagues. We perform marginally better in terms of the bits-per-dimension metric (lower means better): we yield 2.85 and 2.89 bits on training and validation data, respectively, whereas Dinh et al. [2016] reported 2.97 and 3.02 bits. We tried decreasing the number of coupling layers while increasing the number of bins within each of them, but the results became overall worse. We hypothesize that the high-dimensional problem of learning distributions of natural images benefits more from having many coupling layers rather than having fewer but expressive ones.

5 MONTE CARLO INTEGRATION WITH NICE

In this section, we reduce the variance of Monte Carlo integration by extracting sampling PDFs from observations of the integrand. Denoting $q(x; \theta)$ the to-be-learned PDF for drawing samples (θ represents the trainable parameters) and $p(x)$ the ground-truth distribution of the integrand, we can rewrite the MC estimator from Equation (3) as

$$\langle F \rangle_N = \frac{1}{N} \sum_{i=1}^N \frac{f(X_i)}{q(X_i; \theta)} = \frac{1}{N} \sum_{i=1}^N \frac{p(X_i) F}{q(X_i; \theta)}. \quad (17)$$

In the ideal case when $q(x; \theta) = p(x)$, the estimator returns the exact value of F . Our objective here is to leverage NICE to learn q from data while optimizing the neural networks in coupling layers so that the distance between p and q is minimized.

We follow the standard approach of quantifying the distance using one of the commonly used divergence metrics. While all divergence metrics reach their minimum if both distributions are equal, they differ in shape and therefore produce different q in practice.

In Section 5.1, we optimize using the popular Kullback-Leibler (KL) divergence. We further consider directly minimizing the variance of the resulting MC estimator in Section 5.2 and demonstrate that it is equivalent to minimizing the χ^2 divergence.

5.1 Minimizing Kullback-Leibler Divergence

Most generative models based on deep neural networks do not allow evaluating the likelihood $q(x; \theta)$ of data points x exactly and/or efficiently. In contrast, our work is based on bijective mappings with tractable Jacobian determinants that easily permit such evaluations. In the following, we show that using the KL divergence with gradient descent amounts to directly maximizing a weighted log-likelihood.

The KL divergence between $p(x)$ and the learned $q(x; \theta)$ reads

$$\begin{aligned} D_{\text{KL}}(p \parallel q; \theta) &= \int_{\Omega} p(x) \log \frac{p(x)}{q(x; \theta)} dx \\ &= \int_{\Omega} p(x) \log p(x) dx - \underbrace{\int_{\Omega} p(x) \log q(x; \theta) dx}_{\text{Cross entropy}}. \end{aligned} \quad (18)$$

To minimize D_{KL} with gradient descent, we need its gradient with respect to the trainable parameters θ . These appear only in the cross-entropy term, hence

$$\begin{aligned} \nabla_{\theta} D_{\text{KL}}(p \parallel q; \theta) &= -\nabla_{\theta} \int_{\Omega} p(x) \log q(x; \theta) dx \\ &= \mathbb{E} \left[-\frac{p(X)}{q(X; \theta)} \nabla_{\theta} \log q(X; \theta) \right], \end{aligned} \quad (19)$$

where the expectation assumes $X \sim q(x; \theta)$, i.e. the samples are drawn from the learned generative model¹. In most integration problems, $p(x)$ is only accessible in an unnormalized form through $f(x)$: $p(x) = f(x)/F$. Since F is unknown—this is what we are trying to estimate in the first place—the gradient can be estimated only up to the global scale factor F . This is not an issue since common gradient-descent-based optimization techniques such as Adam [Kingma and

¹If samples could be drawn directly from the ground-truth distribution—as is common in computer vision problems—the stochastic gradient would simplify to that of just the log-likelihood. We are thus discussing a generalization of log-likelihood maximization.

Ba 2014] scale the step size by the reciprocal square root of the gradient variance, cancelling F . Equation (19) shows that minimizing the KL divergence via gradient descent is equivalent to minimizing the negative log-likelihood weighted by MC estimates of $p(x)$.

5.2 Minimizing Variance via χ^2 Divergence

The most attractive quantity to minimize in the context of (unbiased) Monte Carlo integration is the variance of the estimator. Inspired by previous works that strive to directly minimize variance [Pantaleoni and Heitz 2017; Vévoda et al. 2018], we demonstrate how this can be achieved for the MC estimator $p(X)/q(X; \theta)$ with $X \sim q(x; \theta)$ via gradient descent. We begin with the variance definition and simplify:

$$\begin{aligned} \mathbb{V} \left[\frac{p(X)}{q(X; \theta)} \right] &= \mathbb{E} \left[\frac{p(X)^2}{q(X; \theta)^2} \right] - \mathbb{E} \left[\frac{p(X)}{q(X; \theta)} \right]^2 \\ &= \int_{\Omega} \frac{p(x)^2}{q(x; \theta)} dx - \underbrace{\left(\int_{\Omega} p(x) dx \right)^2}_1. \end{aligned} \quad (20)$$

The variance can be minimized via gradient descent, where

$$\begin{aligned} \nabla_{\theta} \mathbb{V} \left[\frac{p(X)}{q(X; \theta)} \right] &= \nabla_{\theta} \int_{\Omega} \frac{p(x)^2}{q(x; \theta)} dx \\ &= \int_{\Omega} p(x)^2 \nabla_{\theta} \frac{1}{q(x; \theta)} dx \\ &= \int_{\Omega} -\frac{p(x)^2}{q(x; \theta)} \nabla_{\theta} \log q(x; \theta) dx \\ &= \mathbb{E} \left[-\left(\frac{p(X)}{q(X; \theta)} \right)^2 \nabla_{\theta} \log q(X; \theta) \right]. \end{aligned} \quad (21)$$

Relation to the Pearson χ^2 divergence. Upon close inspection it turns out the variance objective (Equation 20) is equivalent to the Pearson χ^2 divergence $D_{\chi^2}(p \parallel q; \theta)$:

$$\begin{aligned} D_{\chi^2}(p \parallel q; \theta) &= \int_{\Omega} \frac{(p(x) - q(x; \theta))^2}{q(x; \theta)} dx \\ &= \int_{\Omega} \frac{p(x)^2}{q(x; \theta)} dx - \underbrace{\left(2 \int_{\Omega} p(x) dx - \int_{\Omega} q(x; \theta) dx \right)}_1. \end{aligned} \quad (22)$$

As such, minimizing the variance of a Monte Carlo estimator amounts to minimizing the Pearson χ^2 divergence between the ground-truth and the learned distributions.

Connection between the χ^2 and KL divergences. Notably, the gradients of the KL divergence and the χ^2 divergence differ only in the weight applied to the log-likelihood. In $\nabla_{\theta} D_{\text{KL}}$ the log-likelihood is weighted by the MC weight, whereas when optimizing $\nabla_{\theta} D_{\chi^2}$, the log-likelihood is weighted by the *squared* MC weight. This illustrates the difference between the two loss functions: the χ^2 divergence penalizes large discrepancies stronger, specifically, low values of q in regions of large density p . As such, it tends to produce more conservative q than D_{KL} , which we observe in Section 6 as fewer outliers at the cost of slightly worse average performance.

6 NEURAL PATH SAMPLING AND PATH GUIDING

In this section, we take NICE (Section 3) with piecewise-polynomial warps (Section 4) and apply it to MC integration of light transport using the methodology described in Section 5. Our goal is to reduce estimation variance by “guiding” the construction of light paths using on-the-fly learned sampling densities. We explore two different settings: a global setting that leverages the path-integral formulation of light transport and employs high-dimensional sampling in the primary sample space (PSS) to build complete light-path samples (Section 6.1), and a local setting, natural to the rendering equation, where the integration spans a 2D (hemi-)spherical domain and the path is built incrementally (Section 6.2).

6.1 Primary Sample-Space Path Sampling

In order to produce an image, a renderer must estimate the amount of light reaching the camera after taking any of the possible paths through the scene. The transport can be formalized using the path-integral formulation [Veach 1997], where a radiance measurement I to a sensor (e.g. a pixel) is expressed as

$$I = \int_{\mathcal{P}} L_e(\mathbf{x}_0, \mathbf{x}_1) T(\bar{\mathbf{x}}) W(\mathbf{x}_{k-1}, \mathbf{x}_k) d\bar{\mathbf{x}}. \quad (23)$$

The chain of positions $\bar{\mathbf{x}} = \mathbf{x}_0 \cdots \mathbf{x}_k$ represents a single light path with k vertices. The path throughput $T(\bar{\mathbf{x}})$ quantifies the ability of $\bar{\mathbf{x}}$ to transport radiance. $W(\mathbf{x}_{k-1}, \mathbf{x}_k)$ is the sensor response to one unit of incident radiance.

The measurement can be estimated as

$$\langle I \rangle = \frac{1}{N} \sum_{j=1}^N \frac{L_e(\mathbf{x}_{j0}, \mathbf{x}_{j1}) T(\bar{\mathbf{x}}_j) W(\mathbf{x}_{jk-1}, \mathbf{x}_{jk})}{q(\bar{\mathbf{x}}_j)}, \quad (24)$$

where $q(\bar{\mathbf{x}})$ is the joint probability density of generating all k vertices of path $\bar{\mathbf{x}}$. Drawing samples directly from the joint distribution is challenging due to the constrained nature of vertices; e.g. they have to reside on surfaces. Several approaches thus propose to operate in the primary sample space (PSS) [Guo et al. 2018; Kelemen et al. 2002], represented by a unit hypercube \mathcal{U} . A path is then obtained by transforming a vector of random numbers $\mathbf{z} \in \mathcal{U}$ using one of the standard path-construction techniques ρ (e.g. camera tracing): $\bar{\mathbf{x}} = \rho(\mathbf{z})$.

Operating in PSS has a number of compelling advantages. The sampling routine has to be evaluated only once per path, instead of once per path vertex. The generic nature of PSS coordinates enables treating the path construction as a black box. Path guiding can thus be easily applied to any single path-tracing technique, and, with some effort, also to multiple strategies [Hachisuka et al. 2014; Kelemen et al. 2002; Lafortune and Willems 1995; Veach and Guibas 1994]. Lastly, the sampling routine directly benefits from existing importance-sampling techniques in the underlying path-tracing algorithm, since those make the path-contribution function smoother in PSS and thus easier to learn.

Methodology. Given that NICE scales well to high-dimensional problems, applying it in PSS is straightforward. We split the dimensions of \mathcal{U} into two equally-sized groups A and B , where A contains the even dimensions and B contains the odd dimensions. One group

serves as the input of the neural network (each dimension is processed using the one-blob encoding) while the other group is being warped; their roles are swapped in the next coupling layer. To infer the parameters θ of the networks, we minimize one of the losses in Section 5 against $p(\bar{\mathbf{x}}) = L_e(\mathbf{x}_0, \mathbf{x}_1) T(\bar{\mathbf{x}}) W(\mathbf{x}_{k-1}, \mathbf{x}_k) F^{-1}$, ignoring the unknown normalization factor, i.e. assuming $F = 1$.

In order to obtain a path sample $\bar{\mathbf{x}}$, we generate a random vector \mathbf{z} , warp it using the reversed inverted coupling layers, and apply the path-construction technique: $\bar{\mathbf{x}} = \rho(h_1^{-1}(\cdots h_L^{-1}(\mathbf{z})))$; refer back to Equation (8) and (9) for details on the inverses.

Before we analyze the performance of primary sample-space path sampling in Section 6.4, we discuss a slightly different approach to data-driven construction of path samples, which typically yields higher performance.

6.2 Path Guiding

A popular alternative to formalizing light transport using the path-integral formulation is to adopt a local view and focus on the radiative equilibrium of individual points in the scene. The equilibrium radiance at a surface point \mathbf{x} in direction ω_0 is given by the rendering equation [Kajiya 1986]:

$$L_o(\mathbf{x}, \omega_0) = L_e(\mathbf{x}, \omega_0) + \int_{\Omega} L(\mathbf{x}, \omega) f_s(\mathbf{x}, \omega_0, \omega) |\cos \gamma| d\omega, \quad (25)$$

where f_s is the bidirectional scattering distribution function, $L_o(\mathbf{x}, \omega_0)$, $L_e(\mathbf{x}, \omega_0)$, and $L(\mathbf{x}, \omega)$ are respectively the reflected, emitted, and incident radiance, Ω is the unit sphere, and γ is the angle between ω and the surface normal.

The rendering task is formulated as finding the outgoing radiance at points directly visible from the sensor. The overall efficiency of the renderer heavily depends on the variance of estimating the amount of *reflected* light:

$$\langle L_r(\mathbf{x}, \omega_0) \rangle = \frac{1}{N} \sum_{j=1}^N \frac{L(\mathbf{x}, \omega_j) f_s(\mathbf{x}, \omega_0, \omega_j) |\cos \gamma_j|}{q(\omega_j | \mathbf{x}, \omega_0)}. \quad (26)$$

A large body of research has therefore focused on devising sampling densities $q(\omega | \mathbf{x}, \omega_0)$ that yield low variance. While the density is defined over a 2D space, it is conditioned on position \mathbf{x} and direction ω_0 . These extra five dimensions make the goal of $q(\omega | \mathbf{x}, \omega_0) \propto L(\mathbf{x}, \omega) f_s(\mathbf{x}, \omega_0, \omega) |\cos \gamma|$ substantially harder.

Since the 7D domain is fairly challenging to handle using hand-crafted, spatio-directional data structures in the general case, most research has focused on the simpler 5D setting where $q(\omega | \mathbf{x}, \omega_0) \propto L(\mathbf{x}, \omega)$ [Dahm and Keller 2018; Hey and Purgathofer 2002; Jensen 1995; Müller et al. 2017; Pegoraro et al. 2008a,b; Vorba et al. 2014] and only a few attempts have been made to consider the full product [Herholz et al. 2018, 2016; Lafortune and Willems 1995; Steinhurst and Lastra 2006]. These *path guiding* approaches rely on carefully chosen data structures (e.g. BVHs, kD-trees) in combination with relatively simple PDF models (e.g. histograms, quad-trees, gaussian mixture models), which are populated in a data-driven manner either in a pre-pass or online during rendering. Our goal is also to learn accurate local sampling densities, but we utilize NICE to represent and sample from $q(\omega | \mathbf{x}, \omega_0)$.

Methodology. We use a single instance of NICE, which is trained and sampled from in an interleaved manner. In the most general setting, we consider learning $q(\omega|\mathbf{x}, \omega_0)$ that is proportional the product of *all* terms in the integrand. Since the integration domain is only 2D, partitions A and B in all coupling layers contain only one dimension each—one of the two cylindrical coordinates that we use to parameterize the sphere of direction.

To produce the parameters of the piecewise-polynomial coupling function, the neural network m takes the cylindrical coordinate from A , the position \mathbf{x} and direction ω_0 that condition the density, and any other local shading information that may improve inference; we also input the normal of the intersected shape at \mathbf{x} to aid the network in learning distributions which correlate strongly with the local shading frame.

We one-blob encode all of the inputs as described in Section 4.3. In the case of \mathbf{x} , we normalize it by the scene bounding box, encode each coordinate independently, and concatenate the results into a single array of $3 \times k$ values. We proceed analogously with directions, which we parameterize using world-space cylindrical coordinates: we transform each coordinate to $[0, 1]$ interval, encode it, and append to the array. The improved performance enabled by our proposed one-blob encoding is reported in Table 1.

At any given point during rendering, a sample is generated by drawing a random pair $u \in [0, 1]^2$, passing it through the inverted coupling layers in reverse order, $h_1^{-1}(\dots h_L^{-1}(u))$, and transforming to the range of cylindrical coordinates to obtain ω .

MIS-aware Optimization. In order to optimize the networks, we use Adam with one of the loss functions from Section 5, but with an important, problem-specific alteration. To sample ω , most current renderers apply multiple importance sampling (MIS) [Veach and Guibas 1995] to combine multiple sampling densities (e.g. to estimate direction illumination or importance sample the BSDF). When learning the product, we take this into account by optimizing the networks with respect to the *final* (MIS) PDF instead of the density learned using NICE. If certain parts of the product are already covered well by existing densities, the networks will therefore be optimized to only handle the remaining problematic case.

We therefore optimize $D(p \| q')$ where $q' = wq + (1 - w)q_f$ and $q(\omega|\mathbf{x}, \omega_0) = L(\mathbf{x}, \omega)f_s(\mathbf{x}, \omega_0, \omega)|\cos \gamma|$ (we again ignore the normalization constant) and q_f is the PDF for sampling the BSDF.

We use an additional network to learn optimal w and optimize it jointly with the other networks; all networks use the same architecture. To prevent overfitting to local optima with degenerate MIS weights, we use the loss function $\beta(i)D(p \| q) + (1 - \beta(i))D(p \| q')$ where i is the current training iteration and $\beta(i) = 1/2 \cdot (1/3)^{\frac{i}{1000}}$.

Discussion. Our approach to product sampling has three distinct advantages. First, it is agnostic to the number of dimensions that the 2D domain is conditioned on. This allows for accounting for the full triple product $L(\mathbf{x}, \omega)f_s(\mathbf{x}, \omega_0, \omega)|\cos \gamma|$ without additional sophisticated data structures. One can simply input extra information into the neural networks and let them learn from data which dimensions are useful in which situations. While we only pass in the surface normal currently, it is conceivable that the networks could be supplied with additional information—e.g. textured BSDF

parameters—to further improve the performance in cases where the product correlates with such information. In that sense, our approach is more automatic than previous works.

The second advantage is that our method does not require any precomputation, such as fitting of (scene-dependent) materials into a mixture of gaussians [Herholz et al. 2018, 2016]. A user only needs to specify the hyper-parameters (e.g. the number of coupling layers, number of bins for the piecewise-polynomial warp, and the architecture of neural networks) as is required by most other approaches as well.

Lastly, our approach offers trivial persistence across renders. A set of networks trained on one camera view can be easily reused from a different view or within a slightly modified scene; we demonstrate this in Section 6.4. Unlike previous approaches, where the learned data structure requires explicit support of adaptation to new scenes, neural networks can be adapted by the same optimization procedure that was used in the initial training. Applying our approach to animations could thus yield super-linear cost savings.

6.3 Experimental Setup

We implemented our technique in Tensorflow [Abadi et al. 2015] and integrated it with the Mitsuba renderer [Jakob 2010]. When rendering the images, we start with trainable parameters of the networks initialized using Xavier initialization [Glorot and Bengio 2010] and optimize them using Adam [Kingma and Ba 2014]. Our rendering procedure is implemented as a hybrid CPU/GPU algorithm, tracing rays in large batches on the CPU while two GPUs perform all neural network related tasks. One GPU is responsible for evaluating and sampling from q , while the other trains our networks using the Monte Carlo radiance estimates from completed paths as they come in. Communication between the CPU and GPU happens via asynchronous queues to aid parallelization.

In order to obtain the final image with N samples, we only use the samples since the last power-of-two sample count, discarding the first $2^{\lceil \log_2(N) \rceil - 1}$ samples. This approach was initially proposed by Müller et al. [2017] to limit the impact of initial high-variance estimates on the final image. In contrast to their work, we do not reset the learned distributions at every power-of-two iteration and keep training the same set of networks from start to finish.

All results were produced on a workstation with two Intel Xeon E5-2680v3 CPUs (24 cores; 48 threads) and two NVIDIA Titan Xp GPUs. Due to the combined usage of both the CPU and the GPU, runtimes of different techniques depend strongly on the particular setup. We therefore compare the performance using *equal sample count* metrics that are agnostic to used hardware. Timings are provided for completeness.

We quantify the error using the *mean relative squared error* (MRSE), which is defined as $\frac{1}{N} \sum_{i=1}^N (v_i - \hat{v}_i)^2 / (\hat{v}_i^2 + \epsilon)$, where \hat{v}_i is the value of the i -th pixel in the ground-truth image, v_i is the value of the i -th rendered pixel, and $\epsilon = 0.01$ serves the dual objective of avoiding the singularity at $\hat{v}_i = 0$ and down-weighting close-to-black pixels. Additionally, we clip v_i and \hat{v}_i to the range $[0, 1]$, as the error is otherwise dominated by outliers in some scenes. We use a relative metric to avoid putting overly much emphasis on bright image regions.




Fig. 7. Neural path sampling in primary sample-space. We compare a standard uni-directional path tracer (PT-Unidir), neural path sampling using $L = 16$ affine coupling layers [Dinh et al. 2016] and $L = 4$ of our proposed piecewise-quadratic coupling layers. We experimented with sampling the 1, 2 or 3 first non-specular bounces (NPS-2D, NPS-4D and NPS-6D). Overall, our technique performs best in this experiment, but only offers improvement beyond the 4D case if paths stay coherent, e.g. in the top crop of the SPACESHIP scene. All results were obtained by optimizing the KL divergence.




Fig. 8. Neural path guiding. We compare a uni-directional path tracer (PT-Unidir), the practical path guiding (PPG-Radiance) algorithm of Müller et al. [2017], and variants of our framework sampling the incident radiance alone (NPG-Radiance) or the whole integrand (NPG-Product), when optimizing either the KL and χ^2 divergences. Overall, sampling the whole integrand with the KL divergence yields the most robust results. Note how optimizing the χ^2 divergence tends to produce higher variance overall, but fewer outliers, in particular in the COPPER HAIRBALL scene.

Table 1. Improved performance using our proposed one-blob encoding described in Section 4.3. At equal sampling rates, our technique performs on par or better than the practical path guiding (PPG-Radiance) algorithm of Müller et al. [2017], but incurs a large computational overhead. Using one-blob encoding significantly improves the quality of our results when guiding paths by sampling the incident radiance (PG-Radiance) or the whole integrand (PG-Product); see Figure 9 for a histogram visualization of these metrics.

						Ours, KL divergence									Ours, χ^2 div.					
						PT-Unidir		PPG-Radiance		NPS		NPG-Radiance			NPG-Product			NPG-Product		
												one-blob		scalar	one-blob	scalar		one-blob	one-blob	
BEDROOM	0.0168	36s	0.0080	69s	0.0101	8.0m	0.0071	17m	0.0060	18m	0.0027	22m	0.0021	24m	0.0027	31m				
COPPER HAIRBALL	0.5662	65s	0.0715	2.4m	0.3080	13m	0.0838	19m	0.0660	21m	0.0820	27m	0.0628	31m	0.0528	31m				
CORNELL BOX	0.0613	7.9s	0.0033	45s	0.0197	8.6m	0.0023	16m	0.0018	18m	0.0015	24m	0.0012	29m	0.0015	29m				
COUNTRY KITCHEN	0.2633	25s	0.0408	69s	0.3366	9.2m	0.0400	16m	0.0225	18m	0.0516	25m	0.0180	31m	0.0435	32m				
KITCHENETTE	0.3498	42s	0.1095	55s	0.3517	7.1m	0.1146	15m	0.0732	20m	0.0441	41m	0.0287	47m	0.0441	58m				
NECKLACE	0.1922	13s	0.0968	28s	0.1533	6.8m	0.1031	9.4m	0.0518	10m	0.1692	16m	0.0985	17m	0.1178	16m				
SALLE DE BAIN	0.0775	23s	0.0101	57s	0.0513	7.8m	0.0075	14m	0.0059	15m	0.0048	18m	0.0035	21m	0.0053	25m				
SPACESHIP	0.0033	8.6s	0.0030	23s	0.0009	7.8m	0.0033	11m	0.0032	11m	0.0008	16m	0.0005	17m	0.0026	18m				
SWIMMING POOL	0.5177	22s	0.0437	51s	0.1042	9.0m	0.0285	13m	0.0197	13m	0.0201	17m	0.0166	19m	0.0192	18m				
STAIRCASE	0.0298	26s	0.0034	60s	0.0136	7.8m	0.0023	13m	0.0021	15m	0.0018	19m	0.0015	22m	0.0019	25m				
WHITEROOM	0.0268	37s	0.0103	75s	0.0178	7.8m	0.0098	17m	0.0073	19m	0.0043	24m	0.0031	26m	0.0034	34m				
YET ANOTHER BOX	1.1975	47s	0.0822	3.3m	0.5754	34m	0.0235	1.0h	0.0153	1.1h	0.0631	1.5h	0.0183	1.9h	0.0277	1.8h				

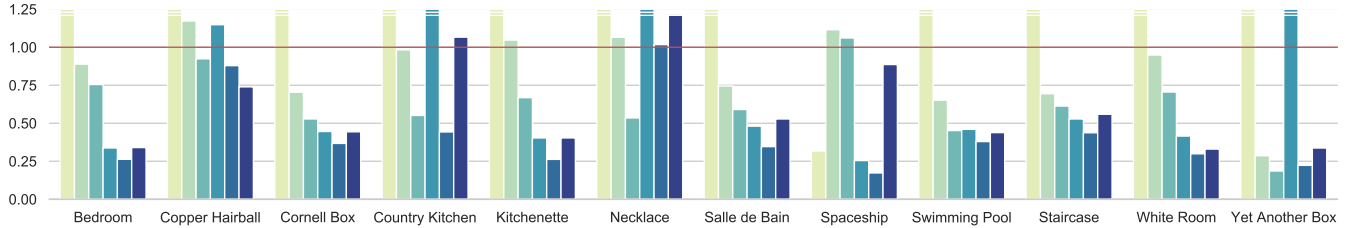


Fig. 9. MRSE achieved by our neural importance-sampling approaches on different scenes. The bars are normalized with respect to practical path guiding [Müller et al. 2017]; height below 1 signifies better performance. Some bars exceed outside of the displayed range; Table 1 provides the actual numbers. Except for the SPACESHIP scene, the primary sample-space path sampling (NPS) performs significantly worse than path-guiding approaches, with the product-driven neural path guiding yielding best or second best results.

6.4 Results

In order to best illustrate the benefits of different path-guiding approaches, we compare their performance when used on top of a unidirectional path tracer that uses BSDF sampling only. While none of the results in the paper utilized next-event estimation (including prior work), we recommend using it in practice for best performance. In the following, all results with our piecewise-polynomial coupling functions utilize $L = 4$ coupling layers.

In Figure 7, we study primary sample-space path sampling (dubbed *neural path sampling*, NPS) with piecewise-polynomial and affine coupling transforms. We apply the sampling to only a limited number of non-specular interactions in the beginning of each path and sample all other interactions using uniform random numbers. We experimented with three different prefix dimensionalities: 2D, 4D, and 6D, which correspond to importance sampling path prefixes of 1, 2, and 3 non-specular vertices, respectively. As shown in the figure, going beyond 4D brings typically little improvement, except

for the highlights in the SPACESHIP, where even longer paths are correlated thanks to specular interactions with the glass of the cockpit. This confirms the observation of Guo et al. [2018] that cases where more than two bounces are needed to connect to the light source offer minor to no improvement. We speculate that the poor performance in higher dimensions is due to the relatively weak correlation between path geometries and PSS coordinates, i.e. paths with similar PSS coordinates may have drastically different vertex positions. The correlation tends to weaken at each additional bounce (e.g. in the diffuse CORNELL BOX) unless the underlying path importance-sampling technique preserves path coherence.

In Figure 8, we analyze the performance of different path-guiding approaches, referring to ours as *neural path guiding* (NPG). We compare our work to *practical path guiding* (PPG-Radiance) by Müller et al. [2017], which is learning sampling distributions that are, in contrast to ours, proportional to incident radiance only. To ensure a fair comparison, and to disentangle the benefits of using




Fig. 10. Learning MIS weights leads to significantly better results on the SPACESHIP cockpit, where BSDF sampling is near optimal.

NICE with piecewise-quadratic coupling layers, and the benefits of guiding in an MIS-aware manner proportional to the product, we created a variant of our approach that learns densities proportional to incident radiance and disregards MIS (NPG-Radiance). Except for the SPACESHIP, the radiance-driven neural path guiding outperforms PPG. The performance of our neural approach is further increased by learning and sampling proportional to the full triple product and incorporating MIS into the optimization—this technique yields the best results in nearly all scenes.

Table 1 reports the MRSE metric for a set of 12 tested scenes. We visualize the results of our methods also using bar charts in Figure 9; the height is normalized with respect to PPG-Radiance. Path sampling in PSS typically yields significantly worse results than all path-guiding approaches. Neural path guiding always benefits (sometimes significantly) from encoding the inputs with one-blob encoding as opposed to inputting raw (scalar) values.

We also compared variants of product-driven neural path guiding optimized using the Kullback-Leibler (KL) and χ^2 divergences during training. While the χ^2 divergence in theory minimizes the estimator variance (see Section 5.2), it performed worse in practice according to the MRSE metric (which amounts to relative variance for our unbiased estimators) on all but one of the test scenes. A notable aspect of optimizing the χ^2 divergence is that it tends to produce results with higher variance overall, but fewer outliers, e.g. in the COPPER HAIRBALL scene.

In Figure 10, we demonstrate the increased robustness of neural path guiding offered by optimizing MIS weights. The impact is particularly noticeable on the cockpit of the spaceship seen through specular interactions, which are handled nearly optimally by sampling the material BSDF. In this region, a standard path tracer outperforms the learned sampling PDFs. With learned MIS weights, the system downweights the contribution of the learned PDF on the cockpit, but increases it in regions where it is more accurate, resulting in significantly improved results overall.

Figure 11 demonstrates the benefits of reusing networks, optimized for a particular camera view, in a novel view of the scene. We took network weights that resulted from generating images for Figure 8 as the initial weights for rendering images in the right column of Figure 11. Similarly to training from scratch, we keep optimizing the networks and discard samples from initial iterations as the reused distributions could potentially be inaccurate if the scene geometry changed significantly.




Fig. 11. Learned distributions can be reused for novel camera views. The right column shows results where the network weights were initialized with weights learned for camera views in Figure 8.

7 DISCUSSION AND FUTURE WORK

Speed. An important property of practical sampling strategies is a low computational cost of generating samples, relative to the cost of evaluating the function. In our path-guiding applications, the sample generation cost is dominated by the evaluation of coupling layers. For simple scenes, such as those in our test set where shading and ray tracing is cheap, the overhead of our method is currently prohibitive. We focused on the theoretical challenge of applying neural networks to the problem of importance sampling in this work. Accelerating the computation to make our approach more practical is an important and interesting future work.

Optimizing for Multiple Integrals. In Section 5.1, we briefly discussed the fact that the ground-truth density may be available only in unnormalized form. We suggested this not to be a problem since the ignored factor F scales all gradients uniformly; it would thus not impact the optimization (at least with some optimizers). These arguments pertain to handling a *single* integration problem.

In Section 6.2, we demonstrated an application to path guiding, where the 2D density is conditioned on five other dimensions and we are thus solving many different integrals. Since we are optimizing all conditionals at once, and the normalizing F varies between them, our arguments do not extend to this particular problem. Neglecting the normalization factors is potentially negatively influencing the optimization. We experimented with tabulating F spatially, but we did not experience noticeable improvements. Nevertheless, this currently stands as a limitation of applying our work to local path guiding and it would be worth addressing in future work.

8 CONCLUSION

We introduced a technique for importance sampling with neural networks. Our approach builds partly on prior works and partly on three novel extensions: we proposed piecewise-polynomial coupling transforms that increase the modeling power of coupling layers, we introduced the one-blob encoding that helps the network to specialize its parts to different input configurations, and, finally, we derived an optimization strategy that aims at reducing the variance of Monte Carlo estimators that employ trainable probabilistic models. We demonstrated the benefits of our online-learning approach in a number of settings, ranging from canonical examples to production oriented ones: learning the distribution of natural images and path sampling and path guiding for simulation of light transport. In each case, our technique outperformed the methods that we compared against.

This paper brings together techniques from machine learning, developed initially for density estimation, and applications to Monte Carlo integration, with examples from the field of rendering. We hope that our work will stimulate further applications of deep neural networks to importance sampling and integration problems.

9 ACKNOWLEDGMENTS

We thank Yining Karl Li for proofreading, Laurent Dinh, Jascha Sohl-Dickstein, and Samy Bengio for releasing the source code of their work [Dinh et al. 2016] and Thijs Vogels for bringing their paper to our attention. We also thank the following people for providing scenes and models that appear in our figures: Benedikt Bitterli [2016], Ondřej Karlík (SWIMMING POOL), Johannes Hanika (NECKLACE), Samuli Laine and Olesya Jakob (COPPER HAIRBALL), Jay-Artist (COUNTRY KITCHEN, WHITE ROOM), Nacimus (SALLE DE BAIN), SlykDrako (BEDROOM), thecali (SPACESHIP), and Wig42 (STAIRCASE). Production baby: Vít Novák.

A DETERMINANT OF COUPLING LAYERS

Here we include the derivation of the Jacobian determinant akin to Dinh et al. [2016] for completeness. The Jacobian of a single coupling layer, where $A = \llbracket 1, d \rrbracket$ and $B = \llbracket d + 1, D \rrbracket$, is a block matrix:

$$\frac{\partial y}{\partial x^T} = \begin{bmatrix} I_d & 0 \\ \frac{\partial C(x^B; m(x^A))}{\partial (x^A)^T} & \frac{\partial C(x^B; m(x^A))}{\partial (x^B)^T} \end{bmatrix}, \quad (27)$$

where I_d is a $d \times d$ identity matrix. The determinant of the Jacobian matrix reduces to the determinant of the lower right block. Note that the Jacobian $\frac{\partial C(x^B; m(x^A))}{\partial (x^A)^T}$ (lower left block) does not appear in the determinant, hence m can be arbitrarily complex.

For the multiply-add coupling transform [Dinh et al. 2016] we obtain

$$\frac{\partial C(x^B; m(x^A))}{\partial (x^B)^T} = \begin{bmatrix} e^{s_1} & & 0 \\ & \ddots & \\ 0 & & e^{s_{D-d}} \end{bmatrix}. \quad (28)$$

The diagonal nature stems from the separability of the coupling transform. The determinant of the coupling layer in the forward and the inverse pass therefore reduce to $e^{\sum s_i}$ and $e^{-\sum s_i}$, respectively.

REFERENCES

- Martin Abadi, Ashish Agarwal, Paul Barham, Eugene Brevdo, Zhifeng Chen, Craig Citro, Greg S. Corrado, Andy Davis, Jeffrey Dean, et al. 2015. TensorFlow: Large-Scale Machine Learning on Heterogeneous Systems. <http://tensorflow.org/> Software available from tensorflow.org.
- Benedikt Bitterli. 2016. Rendering resources. <https://benedikt-bitterli.me/resources/>.
- Edward Challis and David Barber. 2013. Gaussian kullback-leibler approximate inference. *The Journal of Machine Learning Research* 14, 1 (2013), 2239–2286.
- Tian Qi Chen, Yulia Rubanova, Jesse Bettencourt, and David Duvenaud. 2018. Neural Ordinary Differential Equations. *arXiv preprint arXiv:1806.07366* (2018).
- Ken Dahm and Alexander Keller. 2018. Learning Light Transport the Reinforced Way. In *Monte Carlo and Quasi-Monte Carlo Methods*, Art B. Owen and Peter W. Glynn (Eds.). Springer International Publishing, 181–195.
- Laurent Dinh, David Krueger, and Yoshua Bengio. 2014. NICE: Non-linear independent components estimation. *arXiv preprint arXiv:1410.8516* (2014).
- Laurent Dinh, Jascha Sohl-Dickstein, and Samy Bengio. 2016. Density estimation using Real NVP. *arXiv preprint arXiv:1605.08803* (2016).
- Mathieu Germain, Karol Gregor, Iain Murray, and Hugo Larochelle. 2015. Made: Masked autoencoder for distribution estimation. In *International Conference on Machine Learning*. 881–889.
- Zoubin Ghahramani, Matthew J Beal, et al. 2000. *Graphical models and variational methods*. Advanced mean field methods-theory and practice. MIT Press.
- Xavier Glorot and Yoshua Bengio. 2010. Understanding the difficulty of training deep feedforward neural networks. In *Proc. 13th International Conference on Artificial Intelligence and Statistics* (May 13–15). JMLR.org, 249–256.
- Ian Goodfellow, Jean Pouget-Abadie, Mehdi Mirza, Bing Xu, David Warde-Farley, Sherjil Ozair, Aaron Courville, and Yoshua Bengio. 2014. Generative adversarial nets. In *Advances in neural information processing systems*. 2672–2680.
- Jerry Jinpeng Guo, Pablo Bauszat, Jacco Bikker, and Elmar Eisemann. 2018. Primary Sample Space Path Guiding. In *Eurographics Symposium on Rendering - Experimental Ideas & Implementations*, Wenzel Jakob and Toshiya Hachisuka (Eds.). The Eurographics Association.
- Toshiya Hachisuka, Anton S. Kaplanyan, and Carsten Dachsbacher. 2014. Multiplexed Metropolis Light Transport. *ACM TOG* 33, 4, Article 100 (July 2014), 10 pages. <https://doi.org/10.1145/2601097.2601138>
- Sebastian Herholz, Oskar Elek, Jens Schindler, Jaroslav Krivánek, and Hendrik P. A. Lensch. 2018. A Unified Manifold Framework for Efficient BRDF Sampling based on Parametric Mixture Models. In *Eurographics Symposium on Rendering - Experimental Ideas & Implementations*, Wenzel Jakob and Toshiya Hachisuka (Eds.). The Eurographics Association.
- Sebastian Herholz, Oskar Elek, Jiří Vorba, Hendrik Lensch, and Jaroslav Krivánek. 2016. Product Importance Sampling for Light Transport Path Guiding. *Computer Graphics Forum* (2016). <https://doi.org/10.1111/cgf.12950>
- Heinrich Hey and Werner Purgathofer. 2002. Importance Sampling with Hemispherical Particle Footprints. In *Proceedings of the 18th Spring Conference on Computer Graphics (SCCG '02)*. ACM, New York, NY, USA, 107–114. <https://doi.org/10.1145/584458.584476>
- Chin-Wei Huang, David Krueger, Alexandre Lacoste, and Aaron C. Courville. 2018. Neural Autoregressive Flows. *CoRR* abs/1804.00779 (2018).
- Wenzel Jakob. 2010. Mitsuba renderer. <http://www.mitsuba-renderer.org>.
- Henrik Wann Jensen. 1995. Importance Driven Path Tracing using the Photon Map. In *Rendering Techniques*. Springer Vienna, Vienna, 326–335. https://doi.org/10.1007/978-3-7091-9430-0_31
- Michael I Jordan, Zoubin Ghahramani, Tommi S Jaakkola, and Lawrence K Saul. 1999. An introduction to variational methods for graphical models. *Machine learning* 37, 2 (1999), 183–233.
- James T. Kajiya. 1986. The Rendering Equation. *Computer Graphics* 20 (1986), 143–150.
- Tero Karras, Timo Aila, Samuli Laine, and Jaakko Lehtinen. 2017. Progressive growing of gans for improved quality, stability, and variation. *arXiv preprint arXiv:1710.10196* (2017).
- Csaba Kelemen, László Szirmay-Kalos, György Antal, and Ferenc Csonka. 2002. A Simple and Robust Mutation Strategy for the Metropolis Light Transport Algorithm. *Computer Graphics Forum* 21, 3 (2002), 531–540. <https://doi.org/10.1111/1467-8659.t01-1-00703>
- Diederik P. Kingma and Jimmy Ba. 2014. Adam: A Method for Stochastic Optimization. *CoRR* abs/1412.6980 (2014). [arXiv:1412.6980](http://arxiv.org/abs/1412.6980) <http://arxiv.org/abs/1412.6980>
- Diederik P Kingma, Tim Salimans, Rafal Jozefowicz, Xi Chen, Ilya Sutskever, and Max Welling. 2016. Improved variational inference with inverse autoregressive flow. In *Advances in Neural Information Processing Systems*. 4743–4751.
- Diederik P. Kingma and Max Welling. 2014. Auto-Encoding Variational Bayes. In *Proceedings of the Second International Conference on Learning Representations (ICLR 2014)*.
- Eric P. Lafortune and Yves D. Willems. 1995. A 5D tree to reduce the variance of Monte Carlo ray tracing. In *Rendering Techniques '95 (Proc. of the 6th Eurographics Workshop on Rendering)*. 11–20. https://doi.org/10.1007/978-3-7091-9430-0_2

- Ziwei Liu, Ping Luo, Xiaogang Wang, and Xiaoou Tang. 2015. Deep Learning Face Attributes in the Wild. In *Proceedings of the 2015 IEEE International Conference on Computer Vision (ICCV) (ICCV '15)*. IEEE Computer Society, Washington, DC, USA, 3730–3738. <https://doi.org/10.1109/ICCV.2015.425>
- Thomas Müller, Markus Gross, and Jan Novák. 2017. Practical Path Guiding for Efficient Light-Transport Simulation. *Computer Graphics Forum* 36, 4 (June 2017), 91–100. <https://doi.org/10.1111/cgf.13227>
- Jacopo Pantaleoni and Eric Heitz. 2017. Notes on optimal approximations for importance sampling. *CoRR abs/1707.08358* (2017). arXiv:1707.08358 <http://arxiv.org/abs/1707.08358>
- George Papamakarios, Iain Murray, and Theo Pavlakou. 2017. Masked autoregressive flow for density estimation. In *Advances in Neural Information Processing Systems*. 2338–2347.
- Vincent Pegoraro, Carson Brownlee, Peter S. Shirley, and Steven G. Parker. 2008a. Towards Interactive Global Illumination Effects via Sequential Monte Carlo Adaptation. In *Proceedings of the 3rd IEEE Symposium on Interactive Ray Tracing*. 107–114.
- Vincent Pegoraro, Ingo Wald, and Steven G. Parker. 2008b. Sequential Monte Carlo Adaptation in Low-Anisotropy Participating Media. *Computer Graphics Forum (Proceedings of the 19th Eurographics Symposium on Rendering)* 27, 4 (2008), 1097–1104.
- Danilo Rezende and Shakir Mohamed. 2015. Variational Inference with Normalizing Flows. In *International Conference on Machine Learning*. 1530–1538.
- Danilo Jimenez Rezende, Shakir Mohamed, and Daan Wierstra. 2014. Stochastic Back-propagation and Approximate Inference in Deep Generative Models. In *International Conference on Machine Learning*. 1278–1286.
- J. Steinhurst and A. Lastra. 2006. Global Importance Sampling of Glossy Surfaces Using the Photon Map. *Symposium on Interactive Ray Tracing* 0 (2006), 133–138.
- Aaron van den Oord, Sander Dieleman, Heiga Zen, Karen Simonyan, Oriol Vinyals, Alex Graves, Nal Kalchbrenner, Andrew Senior, and Koray Kavukcuoglu. 2016a. Wavenet: A generative model for raw audio. *arXiv preprint arXiv:1609.03499* (2016).
- Aaron van den Oord, Nal Kalchbrenner, and Koray Kavukcuoglu. 2016b. Pixel Recurrent Neural Networks. In *International Conference on Machine Learning*. 1747–1756.
- Aaron van den Oord, Yazhe Li, Igor Babuschkin, Karen Simonyan, Oriol Vinyals, Koray Kavukcuoglu, George van den Driessche, Edward Lockhart, Luis Cobo, Florian Stimberg, Norman Casagrande, Dominik Grewe, Seb Noury, Sander Dieleman, Erich Elsen, Nal Kalchbrenner, Heiga Zen, Alex Graves, Helen King, Tom Walters, Dan Belov, and Demis Hassabis. 2018. Parallel WaveNet: Fast High-Fidelity Speech Synthesis. In *Proceedings of the 35th International Conference on Machine Learning (Proceedings of Machine Learning Research)*, Jennifer Dy and Andreas Krause (Eds.), Vol. 80. PMLR, 3915–3923.
- Eric Veach. 1997. *Robust Monte Carlo methods for light transport simulation*. Ph.D. Dissertation. Stanford, CA, USA.
- Eric Veach and Leonidas J. Guibas. 1994. Bidirectional estimators for light transport. In *EG Rendering Workshop*.
- Eric Veach and Leonidas J. Guibas. 1995. Optimally Combining Sampling Techniques for Monte Carlo Rendering. In *Proc. SIGGRAPH*. 419–428. <https://doi.org/10.1145/218380.218498>
- Petr Vévoda, Ivo Kondapaneni, and Jaroslav Krivánek. 2018. Bayesian online regression for adaptive direct illumination sampling. *ACM Transactions on Graphics (Proceedings of SIGGRAPH 2018)* 37, 4 (2018).
- Jiří Vorba, Ondřej Karlík, Martin Šik, Tobias Ritschel, and Jaroslav Krivánek. 2014. On-line Learning of Parametric Mixture Models for Light Transport Simulation. *ACM TOG* 33, 4 (Aug. 2014).