

Identification and Bayesian inference for heterogeneous treatment effects under non-ignorable assignment condition

Keisuke Takahata^{1,2} and Takahiro Hoshino^{*1,2}

¹Department of Economics, Keio University, Tokyo, Japan

²RIKEN Center for Advanced Intelligence Project, Tokyo, Japan

Abstract

We provide a sufficient condition for the identification of heterogeneous treatment effects (HTE) where the missing mechanism is non-ignorable and information is available on the marginal distribution of the untreated outcome. We also show that under such a condition, the same result holds for the identification of average treatment effects (ATE). By exposing certain additivity on the regression function of the assignment probability, we reduce the identification of HTE to the uniqueness of a solution of some integral equation, and we discuss this based on the idea borrowed from the identification of nonparametric instrumental variable models. In addition, our result is extended to relax several assumptions in data fusion. We propose a quasi-Bayesian estimation method for HTE and examine its properties through a simple simulation study¹.

Keyword: *nonignorable missingness; identifiability; auxiliary information; causal inference; statistical data fusion; integral equation*

*hoshino@econ.keio.ac.jp

¹The first version of the manuscript is found at <https://ideas.repec.org/p/keo/dpaper/2018-005.html>

1 Introduction

In observational studies, the treatment effects of interest are generally defined as average treatment effects (ATE) or average treatment effects on the treated (ATT). The strong ignorability condition, which requires an assignment to be independent of the potential outcomes given the covariates, is known to play a significant role in the identification of those effects (Rosenbaum and Rubin, 1983). Moreover, at times, researchers want to identify more individualized or heterogeneous causal effects, while, as their names suggest, ATE and ATT are averaged effects over the population or a subset of the population. The estimation of such effects has received attention in recent years (e.g., Wager and Athey, 2017), particularly, in marketing and medicine where personalized treatment is known to be effective. However, theoretical aspects have not necessarily been studied sufficiently. Considering this gap in the literature, in this paper we discuss the identification of *heterogeneous treatment effects* (HTE), which we define as

$$\text{HTE}(y_0) \equiv E[y_1 - y_0|y_0] = E_{x|y_0}[E[y_1|y_0, x]] - y_0, \quad (1)$$

where $y_1 \in \mathbb{R}$ and $y_0 \in \mathbb{R}$ are the outcome variables when assigned to the treatment group and control group, respectively, and $x \in \mathbb{R}^d$ is a d -dimensional covariate vector. $E_{x|y_0}[\cdot]$ denotes the expectation over x given y_0 . HTE imply how much effect people, whose outcome is y_0 under the untreated condition, would get if assigned to the treatment condition. Therefore, HTE is a function of y_0 .

Although HTE may have implications that attract researchers, the identification of such effects is not trivial owing to the dependence of the unobserved variable: we need to identify the density of y_1 given y_0 and x , $p(y_1|y_0, x)$, as seen in eq. (1) but y_1 and y_0 are never observed simultaneously. Therefore, additional conditions are needed for the identification. In this paper, we consider relaxing the strong ignorability condition as

$$p(z|y_1, y_0, x) = p(z|y_0, x), \quad (2)$$

where $z \in \{0, 1\}$ is an assignment indicator, which is $z = 1$ when assigned to the treatment group. We refer to this assumption as *weak ignorability*. This assumption is justifiable for the following two reasons. First, it is always weaker than the strong ignorability assumption. Second, since an assignment, z , precedes the outcome in causal inference, it is natural to assume that an

assignment to the treatment should be influenced by the default value of the outcome, y_0 , rather than by the outcome under some special treatment, y_1 . Although it is not straightforward to observe how weak ignorability works in the identification of HTE, the details are described in Section 2.

However, weak ignorability still requires us to consider dependence on the unobserved outcome y_0 in the treatment group, that is, the missing mechanism is nonignorable (or missing not at random, Little and Rubin, 2002). Under nonignorable missingness, full parametric assumptions that cannot be tested by the original data alone, are generally needed for the identification (e.g., Miao et al., 2016; Cui et al., 2017). One of the most popular approaches to deal with this issue is to use auxiliary information (Hirano et al., 2001; Nevo, 2003; Deng et al., 2013; Si et al., 2014; Chen et al., 2017). Following this approach, we provide the sufficient condition for the identification of HTE with auxiliary information under weak ignorability. We assume that the marginal distribution of an outcome under the untreated condition, $p(y_0)$, is available. As treatment is generally conducted on a small subset of the target population and y_0 is the outcome when not assigned to such treatment, we may use information on $p(y_0)$ outside the experiment. For example, a survival time distribution in the population is available in medical research or an income distribution can be estimated by using the census in economics.

Hirano et al. (2001) consider a situation where there is nonignorable attrition in a two-period panel while refreshment samples, which are new additional units randomly sampled from the target population, are available. They provide the sufficient condition for identification in this setting. Given Hirano et al.'s (2001) result, we observe that the identifiability of HTE reduces to the uniqueness of a solution of some integral equation. The integral equation to solve here has the same structure as that of nonparametric instrumental variable models; the uniqueness of the integral equation is then discussed based on Newey and Powell (2003), who characterize the uniqueness of the integral equation as the completeness of a certain conditional distribution.

Our main result is that with the information on $p(y_0)$, for the identification of HTE, it is sufficient that (i) the extended propensity score (described in section 2.1, Eq. (4)) is specified by the logistic regression, (ii) the regression function has no interaction term between y_0 and x , and (iii) the part of the regression relating to y_0 is linear in the parameter (but it can be a nonlinear function of y_0). In addition, the same conditions are sufficient for the identification of ATE under weak ignorability while only the information

on $p(y_0)$ is sufficient for ATT.

We assume that the information on $p(y_0)$ or its moments are known. This situation applies to the following two cases: (1) when information on the population or a random sample of the population is available or (2) when we can randomly assign two groups, where only the untreated condition is provided for the first group and the assignment is nonrandom in the second group (i.e., noncompliance or an observational study is allowed).

Our result is also extended to relax several assumptions in data fusion. Notably, it ensures point identification, while several studies provide partial identification results on statistical data combinations where the outcome variables and covariates are separately observed (Manski, 2000; Fan et al., 2014, 2017).

The remainder of this paper is organized as follows. In Section 2, the identification problem of HTE is formulated and the sufficient condition for identification is derived. In Sections 3 and 4, an ordinary least squares (OLS) estimator of HTE is proposed and its properties are examined through a simple simulation study. The connections to several related fields are discussed in Section 5 and, finally, Section 6 concludes.

2 Identification formula and theorem

2.1 Identification of ATT, ATE, and HTE

Let us assume that the marginal distribution of the untreated outcome, $p(y_0)$, is known. ATE and ATT can be formulated as

$$\begin{aligned} \text{ATE} &\equiv E[y_1 - y_0] = E_{y_0, x}[E[y_1|y_0, x]] - E[y_0], \\ \text{ATT} &\equiv E[y_1 - y_0|z = 1] = E[y_1|z = 1] - E[y_0|z = 1]. \end{aligned}$$

We can consistently estimate $E[y_1|z = 1]$ by using the observed data and $E[y_0]$ by assumption. Moreover, as $p(y_0|z = 1)$ can be calculated by $p(y_0|z = 1) = (p(y_0) - p(y_0|z = 0) \Pr(z = 0)) / \Pr(z = 1)$, the identifiability of ATT is trivial. Therefore, it suffices to provide the conditions for the identification of $p(y_0, x)$ and $p(y_1|y_0, x)$ for ATE and this is clearly sufficient for HTE.

First, we discuss the identification of $p(y_0, x)$. Following Bayes' rule, $p(y_0, x)$ can be written as

$$p(y_0, x) = \frac{p(y_0, x|z = 0) \Pr(z = 0)}{\Pr(z = 0|y_0, x)} = \frac{p(y_0, x|z = 0) \Pr(z = 0)}{1 - \Pr(z = 1|y_0, x)}. \quad (3)$$

Hirano et al.'s (2001) theorem claims that when $p(y_0)$ is known, $\Pr(z = 1|y_0, x)$ is identifiable as the following form:

$$\Pr(z = 1|y_0, x) = g(k_0 + k_{y_0}(y_0) + k_x(x)), \quad (4)$$

where g is a known function that is differentiable, strictly increasing with $\lim_{x \rightarrow -\infty} g(x) = 0$ and $\lim_{x \rightarrow \infty} g(x) = 1$ and $k_{y_0}(\cdot)$ and $k_x(\cdot)$ are unique sets of functions subject to normalization, $k_{y_0}(0) = k_x(0) = 0$. Eq. (4) can be interpreted as the extended version of the propensity score, while the original version of the propensity score is generally defined as the probability of being assigned to the treatment group given only the covariates (Rosenbaum and Rubin, 1983). The point is that the extended propensity score must be specified so as not to include an interaction term between y_0 and x ; that is, additivity has to hold in eq. (4). Considering this result, it is straightforward to observe that $p(y_0, x)$ is identifiable.

Next, we discuss the identification of $p(y_1|y_0, x)$. Let us consider the following integral equation:

$$\begin{aligned} p(y_1|x, z = 1) &= \int p(y_1|y_0, x, z = 1)p(y_0|x, z = 1)dy_0 \\ &= \int p(y_1|y_0, x)p(y_0|x, z = 1)dy_0, \end{aligned} \quad (5)$$

where the second equality holds under weak ignorability (eq. (2)). Note that we can consistently estimate $p(y_1|x, z = 1)$ by using the observed data. Moreover, by substituting $z = 0$ with $z = 1$ in the middle part of eq. (3), it is easily verified that $p(y_0|x, z = 1)$ is identifiable. Hence, if there is a unique $p(y_1|y_0, x)$ that satisfies eq. (5), then $p(y_1|y_0, x)$ is identifiable, leading to the identifiability of HTE and ATE.

Eq. (5) is called the Fredholm integral equation of the first kind and these types of equations are known to be ill-posed problems. In other words, additional conditions or regularizations are needed to obtain a stable and unique solution. Several problems such as nonparametric instrumental variable models and measurement error models are known to reduce to solve this type of equation and have been studied in econometrics as statistical inverse problems (see, e.g., Carrasco et al., 2007; Horowitz, 2009). Newey and Powell (2003) characterize the uniqueness of a solution of this type of integral equation as the completeness of the distribution, on which the expectation of the function of interest is based. Since their pioneering work, the

completeness condition has been widely used in econometrics (e.g., Hall and Horowitz, 2005; Blundell et al., 2007; Darolles et al., 2011; Horowitz, 2011; Horowitz and Lee, 2012). Following Newey and Powell’s (2003) discussion, we provide the sufficient condition for the identification of HTE and ATE.

Theorem 1: *Under weak ignorability (eq. (2)), when $p(y_0)$ is known, if (i) the extended propensity score is specified by the logistic regression and has no interaction term between y_0 and x , and (ii) $k_{y_0}(\cdot)$ in eq. (4) is linear in the parameter, then HTE and ATE are identifiable.*

Proof. Let $p(y_1|y_0, x)$ and $\tilde{p}(y_1|y_0, x)$ be any solutions of eq. (5). By subtracting both equations with these solutions inserted, we obtain

$$\begin{aligned} & \int (p(y_1|y_0, x) - \tilde{p}(y_1|y_0, x))p(y_0|x, z = 1)dy_0 \\ &= \int h(y_0, x)p(y_0|x, z = 1)dy_0 = 0, \end{aligned} \quad (6)$$

where $h(y_0, x) = p(y_1|y_0, x) - \tilde{p}(y_1|y_0, x)$. If it is the case that $h(y_0, x)$ that solves eq. (6) is always zero, then $p(y_1|y_0, x)$ is equal to $\tilde{p}(y_1|y_0, x)$ and eq. (5) has a unique solution. This fact implies that $p(y_1|y_0, x)$ is identifiable if $p(y_0|x, z = 1)$ is complete. Therefore, it suffices to find sufficient conditions for $p(y_0|x, z = 1)$ being complete.

Let us assume that the function g in eq. (4) is the distribution function of the logistic distribution. In this case, $p(y_0|x, z = 1)$ can be rewritten as

$$\begin{aligned} p(y_0|x, z = 1) &= \frac{p(y_0, x) \Pr(z = 1|y_0, x)}{p(x, z = 1)} \\ &= \exp(k_0 + k_{y_0}(y_0) + k_x(x)) \frac{p(y_0, x|z = 0) \Pr(z = 0)}{p(x, z = 1)}. \end{aligned} \quad (7)$$

Plugging eq. (7) into eq. (6) yields

$$\int \exp(k_{y_0}(y_0))u(y_0, x)dy_0 = 0 \quad (8)$$

where

$$u(y_0, x) = h(y_0, x) \exp(k_0 + k_x(x)) \frac{p(y_0, x|z = 0) \Pr(z = 0)}{p(x, z = 1)}. \quad (9)$$

Here, let us introduce an additional assumption. We denote by θ_{y_0} the parameter vector of $k_{y_0}(y_0)$. We assume that $k_{y_0}(y_0; \theta_{y_0})$ is linear in the parameter θ_{y_0} :

$$k_{y_0}(y_0; \theta_{y_0}) = \sum_{j=1}^p \theta_{y_0 j} T_j(y_0), \quad (10)$$

where $T_j(y_0)$ is any statistics of y_0 and p is the dimension of θ_{y_0} . Substituting $k_{y_0}(y_0)$ in eq. (8) with eq. (10), we obtain

$$\int \exp \left(\sum_{j=1}^p \theta_{y_0 j} T_j(y_0) \right) u(y_0, x) dy_0 = 0. \quad (11)$$

Eq. (11) has the same structure as the discussion about the completeness of the exponential family. Therefore, considering Theorem 1 (Lehmann, 1986, p. 142), this leads to $u(y_0, x) = 0$. As each value on the right-hand side of eq. (9) is strictly positive except $h(y_0, x)$, it follows that $h(y_0, x) = 0$, that is, eq. (5) has a unique solution. \square

The assumption on $k_{y_0}(\cdot)$ does not require $k_{y_0}(\cdot)$ to be a linear function of y_0 but rather a linear function of the parameter θ_{y_0} . Therefore, $k_{y_0}(\cdot)$ can include, for example, a polynomial of y_0 . Given that the true function can be approximated by the finite Taylor series, this assumption is not that strong. In contrast, the additivity condition between y_0 and x may be strong. As long as Hirano et al.'s (2001) result is followed, this condition must be satisfied. However, if we can use the information on $p(y_0, x)$ from other sources, this can be relaxed by imposing the additional condition that an interaction term, $k_{y_0, x}(\cdot, \cdot)$, is linear in the parameter.

2.2 Application to data fusion

Our result can be extended to statistical data fusion (or data combination, Ridder and Moffitt, 2007) to relax the conditional independence assumption and strong ignorability. Suppose that dataset A contains $y_1 \in \mathbb{R}$ and covariates $x \in \mathbb{R}^d$, while dataset B contains $y_0 \in \mathbb{R}$ and x , where x is common in both datasets. If a unit is in dataset A, z is 1. The aim is to impute $y_0(y_1)$ in dataset A (B) given $y_1(y_0)$ and x . In other words, $p(y_0|y_1, x, z = 1)$ and $p(y_1|y_0, x, z = 0)$ are to be estimated. However, this implies that the

missing mechanism is nonignorable. Therefore, conditional independence, $p(y_1, y_0|x) = p(y_1|x)p(y_0|x)$, and strong ignorability, $p(z|y_1, y_0, x) = p(z|x)$, are generally assumed and the missing values are imputed by $p(y_1|x)$ and $p(y_0|x)$. Although this assumption makes the missing mechanism ignorable and tractable, it is rather arbitrary, particularly when the covariates lack sufficient information.

In data fusion, the marginal distributions of each target variable, $p(y_0)$ and $p(y_1)$, may be known from other sources, while the joint distribution $p(y_1, y_0)$ is unknown. In this case, our result implies that $p(y_0|y_1, x, z = 1)$ and $p(y_1|y_0, x, z = 0)$ are identifiable with such auxiliary information. That is, we do not have to assume either the conditional independence or strong ignorability.

Corollary 1: *Suppose that $\Pr(z = \ell|y_\ell, x)$ ($\ell = 0, 1$) is specified as the following form:*

$$\Pr(z = \ell|y_\ell, x) = g(k_0^{(\ell)} + k_{y_\ell}(y_\ell) + k_x^{(\ell)}(x)), \quad \ell = 0, 1,$$

where g is the distribution function of the logistic distribution and $k_{y_\ell}(\cdot)$ and $k_x^{(\ell)}(\cdot)$ correspond to $k_{y_0}(\cdot)$ and $k_x(\cdot)$ in Section 2, respectively. In addition, suppose that $k_{y_\ell}(\cdot)$ ($\ell = 0, 1$) is linear in the parameter. Then, when $p(y_1)$ and $p(y_0)$ are known, $p(y_0|y_1, x, z = 1)$ and $p(y_1|y_0, x, z = 0)$ are identifiable.

Proof. As in the proof of Theorem 1, when $p(y_1)$ and $p(y_0)$ are known, $g(k_0^{(\ell)} + k_{y_\ell}(y_\ell) + k_x^{(\ell)}(x))$ ($\ell = 0, 1$) is identifiable and then $p(y_{1-\ell}|x, z = \ell)$ ($\ell = 0, 1$) is also identifiable. Considering the following integral equation,

$$p(y_\ell|x, z = \ell) = \int p(y_\ell|y_{1-\ell}, x, z = \ell)p(y_{1-\ell}|x, z = \ell)dy_{1-\ell}, \quad \ell = 0, 1,$$

we can see that $p(y_\ell|y_{1-\ell}, x, z = \ell)$ ($\ell = 0, 1$) is identifiable under the assumptions as in the proof of Theorem 1. Therefore, $p(y_{1-\ell}|y_\ell, x, z = \ell)$ ($\ell = 0, 1$) is identifiable because

$$p(y_{1-\ell}|y_\ell, x, z = \ell) = \frac{p(y_{1-\ell}, x|z = 1 - \ell)r(y_{1-\ell}, x)}{p(y_\ell, x|z = \ell)}p(y_\ell|y_{1-\ell}, x, z = \ell),$$

where $r(y_\ell, x) = [\Pr(z = 1) / \Pr(z = 0)] / [\Pr(z = 1|y_\ell, x) / \Pr(z = 0|y_\ell, x)]$ □

3 Estimation

In this section, we consider an estimation method for $E[y_1|y_0]$. An estimator of $E[y_1|y_0]$ is obtained if we can infer the distribution $p(y_1|y_0, x)$.

In this study we consider the case in which the joint distribution of two potential outcomes given the covariate vector is parametrically modeled, $p(y_1, y_0|x, \psi)$, where ψ is the parameter vector.

Under weak ignorability, the likelihood given the observed data is expressed as follows:

$$\begin{aligned}
 L(\psi|y^{\text{obs}}, z, x) &= \prod_{i=1}^N [p(y_{i1}, z_i = 1|x_i, \psi)]^{z_i} [p(y_{i0}, z_i = 0|x_i, \psi)]^{1-z_i} \\
 &= \prod_{i:z_i=1} \left[\int p(y_{i1}, y_{i0}, z_i = 1|x_i, \psi) dy_{i0} \right] \prod_{i:z_i=0} p(y_{i0}, z_i = 0|x_i, \psi) \\
 &= \prod_{i:z_i=1} \left[\int p(y_{i1}, y_{i0}|x_i, \psi) p(z_i = 1|y_{i0}, x_i, \psi) dy_{i0} \right] \prod_{i:z_i=0} [p(y_{i0}|x_i, \psi) p(z_i = 0|y_{i0}, x_i, \psi)],
 \end{aligned} \tag{12}$$

where $y^{\text{obs}} = (y_1^{\text{obs}}, y_0^{\text{obs}})$ is the observed portion of $y = (y_1, y_0)$. In general, the integral in eq. (12) is not solved analytically. Then, we employ data augmentation algorithms and sample the missing portion of $y_0^{\text{mis}}, y_1^{\text{mis}}$, and the missing portion of $y_1^{\text{mis}}, y_0^{\text{mis}}$, as the parameters. In this case, the likelihood of ψ and y_0^{mis} given the observed data can be written as

$$\begin{aligned}
 L(\psi, y_0^{\text{mis}}, y_1^{\text{mis}}|y^{\text{obs}}, z, x) &\propto \prod_{i:z_i=1} p(y_{i1}, y_{i0}^{\text{mis}}|x_i, \psi) p(z_i = 1|y_{i0}^{\text{mis}}, x_i, \psi) \\
 &\quad \times \prod_{i:z_i=0} p(y_{i1}^{\text{mis}}, y_{i0}|x_i, \psi) p(z_i = 0|y_{i0}, x_i, \psi).
 \end{aligned} \tag{13}$$

This study uses the likelihood because it is efficient to use the likelihood for estimation of parametric models, but for the identification, it is required to incorporate some of the constraints into the likelihood. First, auxiliary information needs to be incorporated to identify the extended propensity score. Nevo (2003) proposes a GMM-type estimator of the nonignorable missing model with moment conditions by adopting the frequentist approach. Second, as stated in the previous sections, the integral equation (5) also needs to be imposed as a constraint for the identification of the joint distribution of y_0 and y_1 given x .

For this purpose, we employ a quasi-Bayes approach. Chernozhukov and Hong (2003) show that if an estimator is the solution of some optimization problem, we can obtain the estimator by using samples from $\exp(Q(\psi)) / \int \exp(Q(\psi))p(\psi)d\psi$, where ψ is the parameter of interest and $Q(\psi)$ is the objective function to be minimized. Then, for example, a GMM estimation can be conducted based on MCMC samples. Basically, if we use both a likelihood and an objective function, the likelihood has to be transformed to the score function and combined with the objective function as a moment condition. However, Hoshino and Igari (2017) show that the quasi-Bayes estimator is consistent and asymptotically normally distributed, if the quasi-posterior is proportional to the likelihood part multiplied by the exponential of the GMM objective function. Based on their result, we incorporate the information on $p(y_0)$ and the integral equation into the likelihood as follows:

$$\begin{aligned} p(\psi, y_1^{\text{mis}}, y_0^{\text{mis}} | y^{\text{obs}}, z, x) &\propto \prod_{i:z_i=1} p(y_{i1}, y_{i0}^{\text{mis}} | x_i, \psi) p(z_i = 1 | y_{i0}^{\text{mis}}, x_i, \psi) \\ &\quad \times \prod_{i:z_i=0} p(y_{i1}^{\text{mis}}, y_{i0} | x_i, \psi) p(z_i = 0 | y_{i0}, x_i, \psi) \\ &\quad \times \exp(Q_0(\psi) + Q_1(\psi)) p(\psi), \end{aligned} \quad (14)$$

where $Q_0(\psi)$ and $Q_1(\psi)$ are the GMM objective functions,

$$\begin{aligned} Q_0(\psi) &= -\frac{N_0}{2} \left(\frac{1}{N_0} \sum_{i:z_i=0} m_0(y_{i0}, x_i, \psi) \right)' W_0 \left(\frac{1}{N_0} \sum_{i:z_i=0} m_0(y_{i0}, x_i, \psi) \right), \\ Q_1(\psi) &= -\frac{N_1}{2} \left(\frac{1}{N_1} \sum_{i:z_i=1} m_1(y_{i1}, x_i, \psi) \right)' W_1 \left(\frac{1}{N_1} \sum_{i:z_i=1} m_1(y_{i1}, x_i, \psi) \right). \end{aligned}$$

$m_0(y_0, x, \psi)$ is a moment condition induced from the information on $p(y_0)$, which is set so that $E[m_0(y_0, x, \psi) | z = 0] = 0$. The dimension of $m_0(y_0, x, \psi)$ has to be larger than that of the missing model for the identification (Nevo, 2003). $m_1(y_1, x, \psi)$ is set to reflect the integral equation, for example,

$$m_1(y_{i1}, x_i, \psi) = y_1 - \int y_1 p(y_1 | y_0, x, \psi) p(y_0 | x, z = 1, \psi) dy_0, \quad (15)$$

where $E[m_1(y_1, x) | x, z = 1] = 0$. Because of the difficulty of the integral in (15), it needs to be solved numerically for every iteration. The next section presents the detailed algorithms for a simulation model we considered.

4 Simulation

4.1 The model

We conduct a simple simulation study to examine the performance of the estimator shown in the previous section. The data are generated as

$$x \sim N(0, 1.5^2), \quad \begin{pmatrix} y_0 \\ y_1 \end{pmatrix} \Big| x \sim N \left(\begin{pmatrix} \mu_0(x) \\ \mu_1(x) \end{pmatrix}, \begin{pmatrix} \sigma_0^2 & \rho\sigma_0\sigma_1 \\ \rho\sigma_0\sigma_1 & \sigma_1^2 \end{pmatrix} \right) \quad (16)$$

where $\mu_0(x) = 0.6x + 0.1$, $\mu_1(x) = -0.1x^2 + 0.2x + 0.9$, $\sigma_0 = \sigma_1 = 1.0$, $\rho = 0.6$, and the sample size is $N = 1500$. We specify the missing mechanism (4) as $k_0 = -0.8$, $k_x(x) = 0.8x$ and $k_{y_0}(y_0) = 0.4y_0$, and z_i is drawn from $B(1, p_i)$ where $p_i = g(k_0 + k_{y_0}(y_{i0}) + k_x(x_i))$ and g is the distribution function of the logistic distribution. We set the moment function as

$$m_0(x, y_0, \psi) = (1/\Pr(z = 0|y_0, x, \psi) - 1/\Pr(z = 0), x - E[x], y_0 - E[y_0])'.$$

$m_1(x, y_1, \psi)$ is set as same as eq.(15). By using a simple normal model

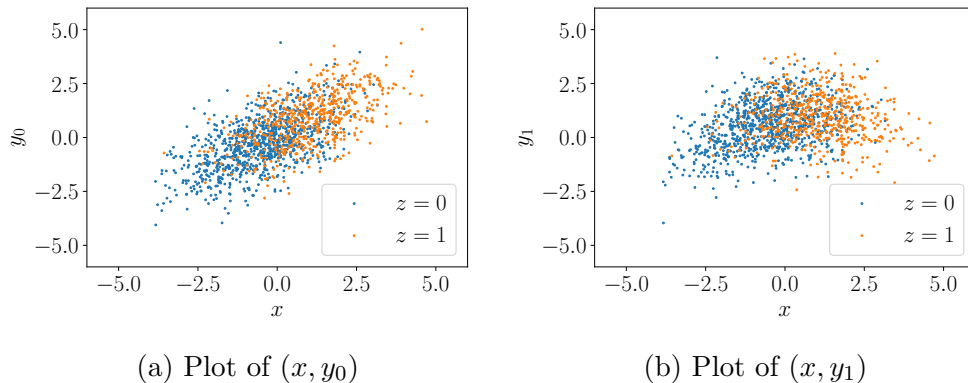


Figure 1: Comparison of the distributions between the treatment and the control group

(16), the estimator of $p(y_1|y_0, x, \psi)$ is easily obtained if we could estimate $p(y_1, y_0|x)$. Then, the parameter vectors of interest are θ which contains the parameters of the conditional mean structure $\mu_1(x)$ and $\mu_0(x)$ ($\theta_1 = 0.6$, $\theta_2 = 0.1$, $\theta_3 = -0.1$, $\theta_4 = 0.2$, $\theta_5 = 0.9$), and Σ , elements of the covariance matrix. We denote the parameter of the missing model by β .

4.2 MCMC algorithms

We next present the sampling algorithms for each parameter. In this model setup, $p(y_0|x)$ is known to be a normal distribution, and thus it is not necessary to draw y_1^{mis} . Because the normalizing constant of the posterior of each parameter is intractable, we use (random walk) Metropolis-Hastings algorithms. t implies an iteration count.

Draw $\theta^{(t)}$

$$\begin{aligned} \theta^{(t)} &\sim p(\theta^{(t)}|\theta^{(t-1)}, \Sigma^{(t-1)}, \beta^{(t-1)}, y_0^{\text{mis}(t-1)}, y^{\text{obs}}, z, x) \\ &\propto \prod_{i:z_i=1} p(y_{i1}, y_{i0}^{\text{mis}(t-1)}|x_i, \theta^{(t)}, \Sigma^{(t-1)}) \prod_{i:z_i=0} p(y_{i0}|x_i, \theta^{(t)}, \Sigma^{(t-1)}) \\ &\quad \times \exp(Q_1(\theta^{(t)}, \Sigma^{(t-1)}, \beta^{(t-1)}))p(\theta^{(t)}) \end{aligned}$$

Draw $\Sigma^{(t)}$

$$\begin{aligned} \Sigma^{(t)} &\sim p(\Sigma^{(t)}|\theta^{(t)}, \Sigma^{(t-1)}, \beta^{(t-1)}, y_0^{\text{mis}(t-1)}, y^{\text{obs}}, z, x) \\ &\propto \prod_{i:z_i=1} p(y_{i1}, y_{i0}^{\text{mis}(t-1)}|x_i, \theta^{(t)}, \Sigma^{(t)}) \prod_{i:z_i=0} p(y_{i0}|x_i, \theta^{(t)}, \Sigma^{(t)}) \\ &\quad \times \exp(Q_1(\theta^{(t)}, \Sigma^{(t)}, \beta^{(t-1)}))p(\Sigma^{(t)}) \end{aligned}$$

Draw $\beta^{(t)}$

$$\begin{aligned} \beta^{(t)} &\sim p(\beta^{(t)}|\theta^{(t)}, \Sigma^{(t)}, \beta^{(t-1)}, y_0^{\text{mis}(t-1)}, y^{\text{obs}}, z, x) \\ &\propto \prod_{i:z_i=1} p(z_i = 1|y_{i0}^{\text{mis}(t-1)}, x_i, \beta^{(t)}) \prod_{i:z_i=0} p(z_i = 0|y_{i0}, x_i, \beta^{(t)}) \\ &\quad \times \exp(Q_0(\beta^{(t)}) + Q_1(\theta^{(t)}, \Sigma^{(t)}, \beta^{(t)}))p(\beta^{(t)}) \end{aligned}$$

Draw $y_0^{\text{mis}(t)}$

$$\begin{aligned} y_{i0}^{\text{mis}(t)} &\sim p(y_{i0}^{\text{mis}(t)}|\theta^{(t)}, \Sigma^{(t)}, \beta^{(t)}, y_0^{\text{mis}(t-1)}, y^{\text{obs}}, z, x) \\ &\propto p(y_{i1}, y_{i0}^{\text{mis}(t)}|x_i, \theta^{(t)}, \Sigma^{(t)})p(z_i = 1|y_{i0}^{\text{mis}(t)}, x_i, \beta^{(t)}) \end{aligned}$$

4.3 The result

Figures 2 and 3 show the trace plots and histograms of the simulation, respectively. The MCMC sampler almost converges appropriately and the 95%

credible intervals include the true value of each parameter. However, the most challenging part of this simulation is the estimation of the correlation, ρ . Because we cannot observe y_1 and y_0 simultaneously, the estimation of those relationships should result in having a large variance.

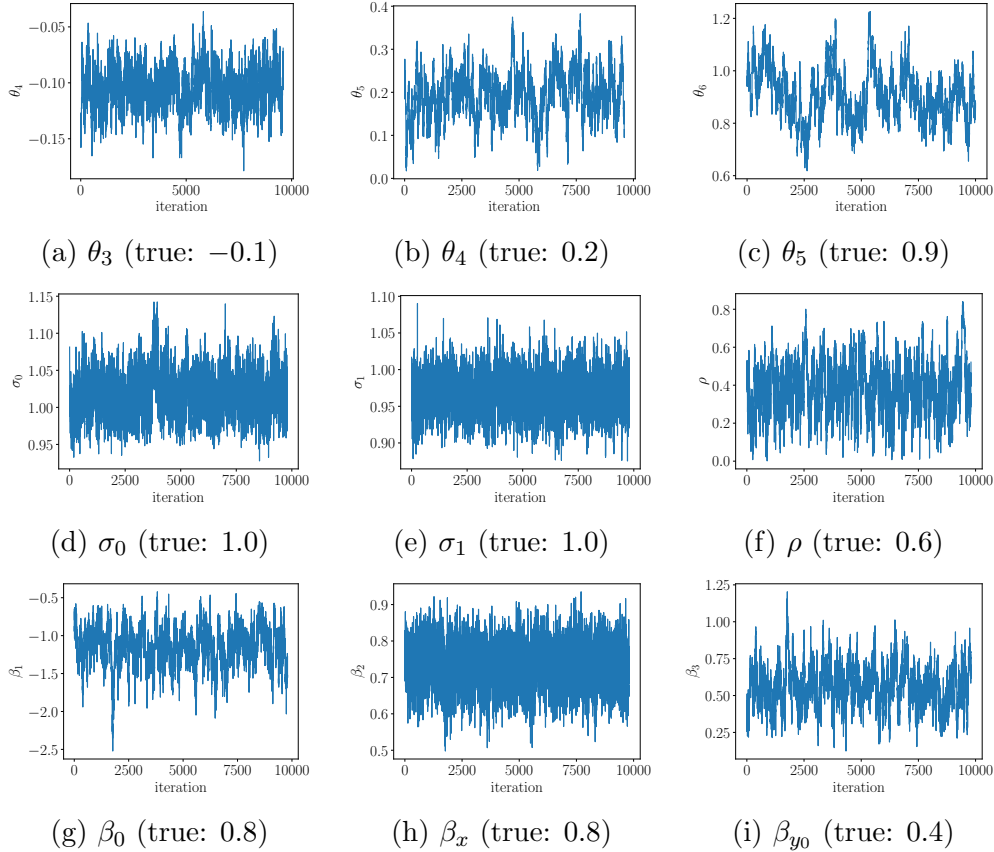


Figure 2: Trace plots of the MCMC samples

Figure 4 shows the result of the estimation of HTE. The estimated curves capture the nonlinear relationships of $E[y_1|y_0]$ and the 95% credible interval includes the true curve. The variance of the estimator is large to some extent due to the large variance of the estimator of ρ . The posterior mean of ATE is 0.580 and the 95% credible interval is (0.402, 0.796), while the true value of ATE is 0.575. Because the correlation, ρ , is irrelevant when estimating ATE, the estimation of ATE is rather stable compared with $E[y_1|y_0]$.

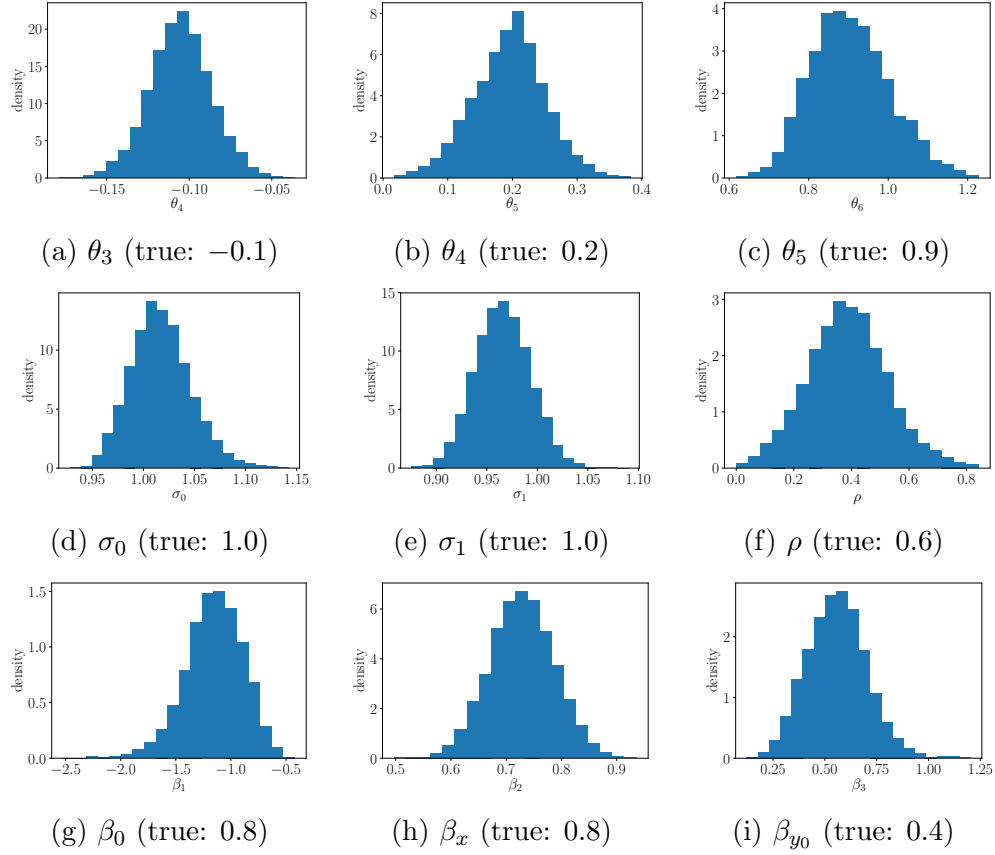


Figure 3: Histograms of the MCMC samples

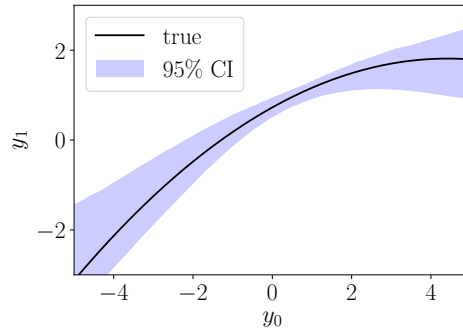


Figure 4: 95% credible interval of the estimator of HTE

5 Discussion

The completeness condition, as used in the proof of Theorem 1, has received considerable research attention since Newey and Powell (2003). However, although it is applied widely, Canay et al. (2013) show that the completeness condition cannot be tested by observed data. This implies that “for every complete distribution, there exists an incomplete distribution which is arbitrarily close to it” (Freyberger, 2017, p. 1629). Canay et al. (2013) argue that their result does not suggest avoiding the use of the completeness condition but rather justifies it with alternative arguments. In contrast, several studies provide sufficient conditions as alternatives for the completeness condition, which may be testable (Newey and Powell, 2003; D’Haultfoeuille, 2011; Hu and Shiu, 2016). Our assumption that the function g is the distribution function of the logistic distribution relates to the latter approach. Newey and Powell (2003) provide the sufficient condition that a certain conditional distribution, corresponding to $p(y_0|x, z = 1)$ in our model, is of the exponential family; however, specifying the extended propensity score by using logistic regression may be somewhat weaker.

Our result relates to the partial identification literature on statistical data fusion or statistical data combination. Fan et al. (2014) consider a situation where the outcome variables and covariates are separately observed and derive partial identification results. Although they assume strong ignorability (i.e., the missing mechanism is ignorable), no sample is observed as a set of the outcome and covariates. In contrast, we assume that the outcome and covariates are observed simultaneously in each group; hence, their setting is more general than ours in this sense. However, we consider the nonignorable missing mechanism (weak ignorability) and provide point identification results by using auxiliary information. Therefore, the more useful approach may depend on the situation.

6 Conclusion

We provide a sufficient condition for the identification of HTE with the information on the marginal distribution of the untreated outcome under the nonignorable missing assumption, the same result for ATE, and the weaker condition for ATT. Our result contributes to the understanding of theoretical aspects of treatment effects with heterogeneity, which are analyzed critically

in marketing, medicine, and many other fields. In addition, our result is extended to relax assumptions required in data fusion. We propose a quasi-Bayesian estimation method for HTE and examine its properties through a simple simulation study, showing the availability of estimating $E[y_1|y_0]$ even though none of the pair (y_1, y_0) is observed.

Because the theorem presented in this paper is almost a parametric identification result, we will show a nonparametric identification result in the forthcoming paper. As mentioned in the section 4, the estimation of the correlation is unstable. Although we imposed the constraint of the integral equation for the identification of the correlation as eq. (15) in this paper, we need to find a more sophisticated way to do this, and then the efficiency may be improved. Besides, we are going to develop an estimation method for nonparametric models toward practical applications.

References

- [1] Blundell, R., X. Chen, and D. Kristensen (2007): “Semi-Nonparametric IV Estimation of Shape-Invariant Engel Curves, *Econometrica*, 75, 1613-1669.
- [2] Canay, I. A., A. Santos, and A. M. Shaikh (2013): “On the Testability of Identification in Some Nonparametric Models With Endogeneity, *Econometrica*, 81, 2535-2559.
- [3] Carrasco, M., J.P. Florens, and E. Renault (2007): “Linear inverse problems in structural econometrics estimation based on spectral decomposition and regularization,” In Heckman, J. and E. Leamer (eds.), *Handbook of Econometrics*, 6B (Ch. 77). North-Holland: Elsevier Science.
- [4] Chen, H., M.-H. Felt, and K.P. Huynh (2017): “Retail payment innovations and cash usage: accounting for attrition by using refreshment samples,” *Journal of the Royal Statistical Society: A*, 180, 503-530.
- [5] Cui, X., J. Guo, and G. Yang (2017): “On the identifiability and estimation of generalized linear models with parametric nonignorable missing data mechanism, *Computational Statistics and Data Analysis*, 107, 64-80.

- [6] Darolles, S., Y. Fan, J. P. Florens, and E. Renault (2011): “Nonparametric Instrumental Regression,” *Econometrica*, 79, 1541-1565.
- [7] Deng, Y., D.S. Hillygus, J.P. Reiter, Y. Si, and S. Zheng (2017): “Handling Attrition in Longitudinal Studies: The Case for Refreshment Samples,” *Statistical Science*, 28, 238-256.
- [8] D’Haultfoeuille, X. (2011): “On the Completeness Condition in Nonparametric Instrumental Problems,” *Econometric Theory*, 27, 460-471.
- [9] Fan, Y., E. Guerre, and D. Zhu (2017): “Partial identification of functionals of the joint distribution of “potential outcomes””, *Journal of Econometrics*, 197, 42-59.
- [10] Fan, Y., R. Sherman, and M. Shum (2014): “Identifying Treatment Effects under data combination”, *Econometrica*, 82, 811-822.
- [11] Freyberger, J. (2017): “On Completeness and Consistency in Nonparametric Instrumental Variable Models”, *Econometrica*, 85, 1629-1644.
- [12] Hall, P., and J.L. Horowitz (2005): “Nonparametric Methods for Inference in the Presence of Instrumental Variables,” *The Annals of Statistics*, 33, 2904-2929.
- [13] Hirano, K., G.W. Imbens, G. Ridder, and D.B. Rubin (2001): “Combining Panel Data Sets with Attrition and Refreshment Samples,” *Econometrica*, 69, 1645-1659.
- [14] Horowitz, J.L. (2009): “Semiparametric and nonparametric methods in econometrics,” New York: Springer-Verlag.
- [15] Horowitz, J.L. (2011): “Applied nonparametric instrumental variable regression,” *Econometrica*, 79, 347-394.
- [16] Horowitz, J.L. (2014): “Adaptive nonparametric instrumental variables estimation: Empirical choice of the regularization parameter,” *Journal of Econometrics*, 180, 158-173.
- [17] Horowitz, J. L., and S. Lee (2012): “Uniform Confidence Bands for Functions Estimated Nonparametrically With Instrumental Variables,” *Journal of Econometrics*, 168, 175-188.

- [18] Hoshino, T., R. Igari (2017): “quasi-Bayes inference for latent variable models with external information: Application to generalized linear mixed models for biased data”, *Keio-IES- discussion paper series*.
- [19] Hu, Y. and J.-L. Shiu (2017): “Nonparametric Identification Using Instrumental Variables: Sufficient Conditions for Completeness, *Econometric Theory*, 11-35. doi:10.1017/S0266466617000251.
- [20] Lehmann, E.L. (1986): “Testing statistical hypotheses (2nd ed.),” New York: Springer.
- [21] Little, R.J.A., and D.B. Rubin (2002): “Statistical analysis with missing data (2nd ed.),” New York: Wiley.
- [22] Manski, C.F. (2000): “Identification Problems and Decision Under Ambiguity: Empirical Analysis of Treatment Response and Normative Analysis of Treatment Choice,” *Journal of Econometrics*, 95, 415-442.
- [23] Miao, W., P. Ding, and Z. Geng (2016): “Identifiability of Normal and Normal Mixture Models with Nonignorable Missing Data,” *Journal of the American Statistical Association*, 111, 1673-1683.
- [24] Nevo, A. (2003): “Using Weights to Adjust for Sample Selection When Auxiliary Information Is Available”, *Journal of Business and Economic Statistics*, 21, 43-52.
- [25] Newey, W.K. and J.L. Powell (2003): “Instrumental Variable Estimation of Nonparametric Models,” *Econometrica*, 71, 1565-1578.
- [26] Ridder, G., R. Moffitt (2007): “The econometrics of data combination,” In Heckman, J. and E. Leamer (eds.), *Handbook of Econometrics*, 6B (Ch. 75). North-Holland: Elsevier Science.
- [27] Rosenbaum, P.R. and D. B. Rubin (1983): “The Central Role of the Propensity Score in Observational Studies for Causal Effects,” *Biometrika*, 70, 41-55.
- [28] Si, Y., J.P. Reiter, and D.S. Hillygus (2015): “Semi-parametric Selection Models for Potentially Non-ignorable Attrition in Panel Studies with Refreshment Samples,” *Political Analysis*, 23, 92-112.

- [29] Wager, S. and S. Athey (2017): “Estimation and Inference of Heterogeneous Treatment Effects using Random Forests,” *Journal of the American Statistical Association*, DOI: 10.1080/01621459.2017.1319839.