

A note on optimal design for hierarchical generalized group testing

Yaakov Malinovsky *

Department of Mathematics and Statistics

University of Maryland, Baltimore County, Baltimore, MD 21250, USA

and

Paul S. Albert[†]

Biostatistics Branch, Division of Cancer Epidemiology and Genetics

National Cancer Institute, Rockville, MD 20850, USA

October 30, 2019

Abstract

Choosing an optimal strategy for hierarchical group testing is an important problem for practitioners who are interested in disease screening under limited resources. For example, when screening for infection diseases in large populations, it is important to use algorithms that minimize the cost of potentially expensive assays. Black *et al.* (2015) described this as an intractable problem unless the number of individuals to screen is small. They proposed an approximation to an optimal strategy that is difficult to implement for large population sizes. In this note, we develop an optimal design that can be obtained using a novel dynamic programming algorithm. We show that this algorithm is substantially more efficient than the approach proposed by Black *et al.* (2015). The resulting algorithm is simple to implement and Matlab code is presented for applied statistician.

Keywords: Dynamic programming; Disease screening

*Corresponding author

[†]The work was supported by the National Cancer Institute Intramural Program.

1 Introduction

Screening populations for infectious diseases such as human papillomavirus infection (HPV) is important for the effective identification of cervical cancer and its precursors (Nanda *et al.*, 2000). In under-resourced countries individual testing may be expensive, and therefore not feasible. The use of group testing where samples are combined in a single test can lead to cost savings. This paper proposes an optimal design for this type of screening.

Group testing for identification when the probability of disease varies across subjects is a challenging problem in applied statistics and was introduced by Sobel (1960). Recently in this journal, Black *et al.* (2015) introduced an algorithm for the generalized group testing problem (GGTP) in a hierarchical class. A procedure is in the *hierarchical class* (HC) if two units are tested together in a group only if they have an identical test history, i.e., each previous group test either contains both of them or none of them (Sobel and Groll, 1959; Hwang *et al.*, 1981).

This note presents a dynamic programming (DP) algorithm that can achieve an optimal solution with respect to the expected number of tests. Although, the development of the algorithm is not simple (see Appendix A), the implementation is very simple. Matlab code is provided to compute the optimal configuration and the expected number of test. We show that the proposed approach is substantial more efficient than the proposed one by Black *et al.* (2015).

2 An optimal Hierarchical DP Algorithm

We present an optimal *Hierarchical dynamic programming* (HDP) algorithm for GGTP. We assume without loss of generality that $p_1 \leq p_2 \leq \dots \leq p_N$ with the corresponding labels $1, \dots, N$, where N is the size of the population and p_i is the probability of an infection for each person in the population. The development of the procedure will be with respect to the ordered values of p_i as in Black *et al.* (2015). This assumption is necessary in order to make the problem tractable, since the alternative is to optimize with respect to all possible permutations of p_1, \dots, p_N (which is impossible even for small N). The DP algorithm uses a backward induction process, that we fully develop in Appendix A. In the reminder of this

section we provide hieratic arguments to explain the algorithm along with some definitions.

By $H(n : N)$ we denote the expected total number of tests under an optimal HDP algorithm applied to the the set of units with labels $n, n + 1, \dots, N$, which we abbreviate as $B_{n:N} = \{n, \dots, N\}$ (Binomial set) with probabilities p_n, \dots, p_N . The DP algorithm is a backward induction process (Bellman, 1957) where $H(n : N)$ is determined recursively for $n = N - 1, N - 2, \dots, 1$, with $H(N : N) = 1$. As a product of the recursive process, we obtain an optimal design. For this recursively computation, we need to introduce additional notation for the expected total number of tests under an optimal HDP algorithm conditional on the information that there is at least one defective element in the group. By $h(n : n_1)$ we denote this condition expectation applied to the units $n, n + 1, \dots, n_1$ (Defective set) with probabilities p_1, p_2, \dots, p_{n_1} respectively, where $h(n : n) = 0$, $n = 1, \dots, N$.

Let $\Pi(a : b) = q_a q_{a+1} \cdots q_b$, $q_i = 1 - p_i$. The HDP algorithm can be implemented as

follows.

Algorithm: An optimal HDP algorithm: design and the value of $H(1 : N)$

Input : p_1, p_2, \dots, p_N

Initial Values: $H(N + 1 : N) = 0$, $H(N : N) = 1$, $h(n : n) = 0$ for $n = 1, \dots, N$

```

1 for  $n := N - 1$  to 1 step 1 do do
2   for  $k := 1$  to  $N - (n - 1)$  step 1 do do
3     for  $x = 1$  to  $k - 1$  step 1 do do
4        $hh(x) = 2 - \frac{\Pi(n:n+(x-1))(1-\Pi(n+x:n+(k-1)))}{1-\Pi(n:n+(k-1))} + \frac{1-\Pi(n:n+(x-1))}{1-\Pi(n:n+(k-1))}h(n :$ 
5          $n + (x - 1)) + \frac{1-\Pi(n+x:n+(k-1))}{1-\Pi(n:n+(k-1))}h(n + x : n + (k - 1))$ 
6     end
7      $h(n : n + (k - 1)) = \min_{1 \leq x \leq k-1} hh(x)$  // optimal value
8      $k^*(n : n + (k - 1)) = \arg \min_{1 \leq x \leq k-1} hh(x)$  // From the Defective set
9      $\{n, \dots, n + (k - 1)\}$  is optimal to test first  $k^*$  items
10     $HH(k) = 1 + \{H(n + k : N) + (1 - \Pi(n : n + (k - 1)))h(n : n + (k - 1))\}$ 
11  end
12   $H(n : N) = 1 + \min_{1 \leq k \leq N - (n - 1)} \{HH(k)\}$  // optimal value
13
14   $k^{**}(n : N) = \arg \min_{1 \leq k \leq N - (n - 1)} \{HH(k)\}$  // From the Binomial set
15   $\{n, \dots, N\}$  is optimal to test first  $k^{**}$  items
16 end
```

// denote comment.

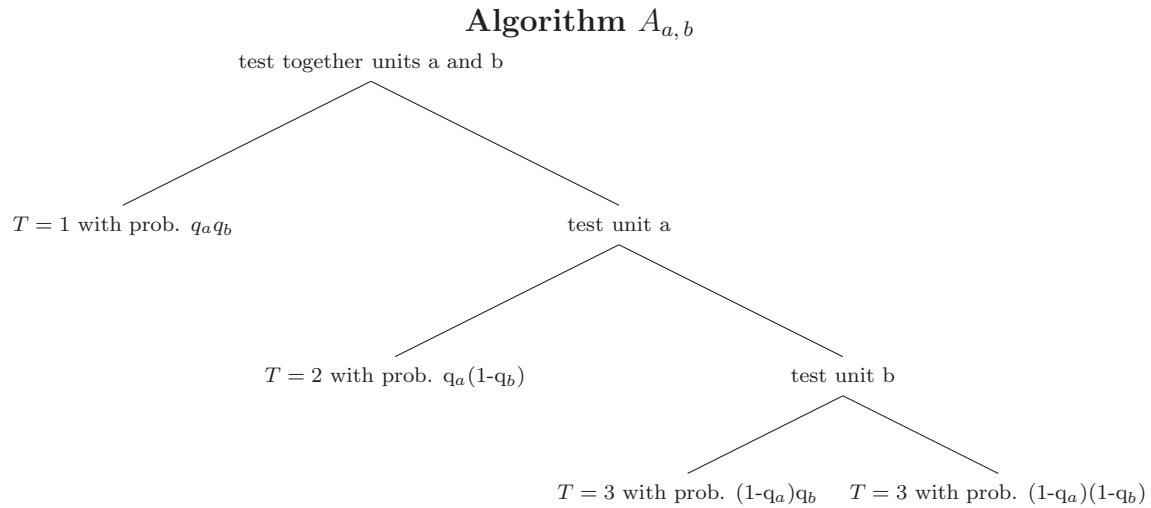
Black *et al.* (2015) presented their algorithm in the context of misclassification among tests. This situation can be easily incorporated in the proposed HDP algorithm by substituting the probability of observing a positive outcome for individual i instead of p_i . A short discussion about the issue of misclassification is provided in Section 5.

3 Example

We present numerical examples to demonstrate how an optimal HDP algorithm can be used in practice. Since the minimal group size is equal to 1 or 2, and the case of 1 is clear, we demonstrate first the implementation of the algorithm for $N = 2$.

3.1 $N = 2$

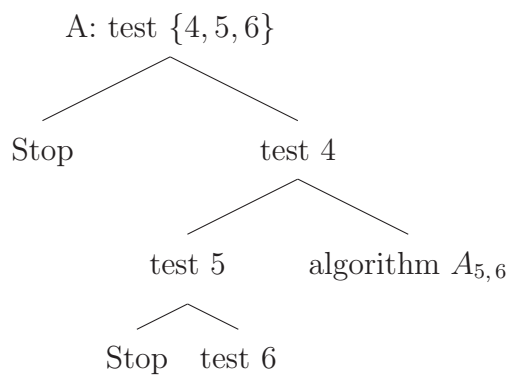
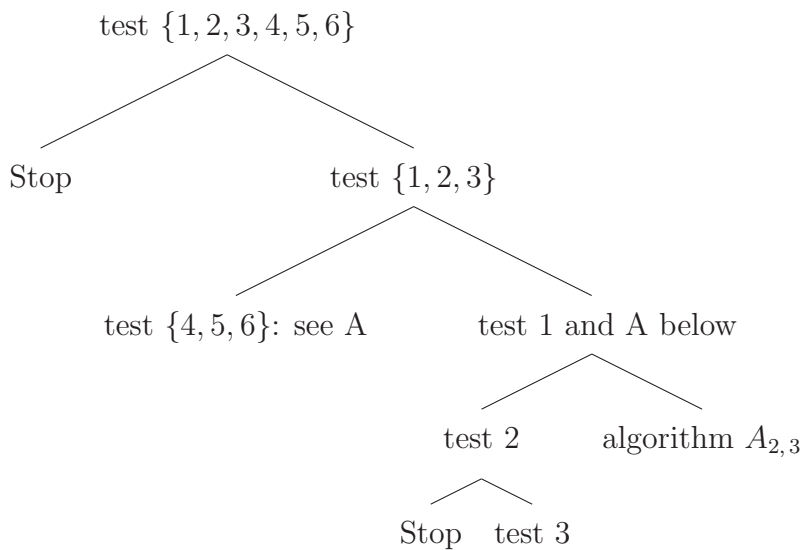
We assume that $q_a \geq q_b$ and $q_i = 1 - p_i$. Denote by T a number of the tests. The left branch of the tree represents the negative test result, and the right branch represents the positive test result.



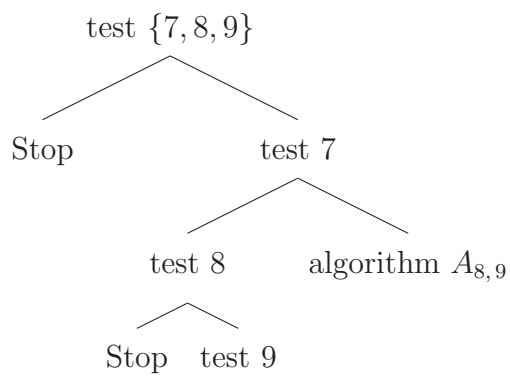
3.2 $N = 11$

To demonstrate the implementation of the algorithm in more realistic situation, we consider $N = 11$ with probabilities vector $q = (0.95, 0.93, 0.91, 0.89, 0.87, 0.85, 0.83, 0.81, 0.79, 0.77, 0.75)$ with the corresponding labels set $\{1, 2, \dots, 11\}$. Initially, an optimal configuration is $\{1, 2, 3, 4, 5, 6\} \cup \{7, 8, 9\} \cup \{10, 11\}$, i.e., each one of these 3 groups is tested. Subsequent testing is done separately in each of the three groups based on the HDP algorithm. Recall that the left branch of the tree represents the negative test result and the right branch represents the positive test result.

group $I_1 = \{1, 2, 3, 4, 5, 6\}$



group $I_2 = \{7, 8, 9\}$



group $I_3 = \{10, 11\}$

algorithm $A_{10,11}$.

4 Numerical comparisons with Black *et al.* (2015)

Under the assumption of no misclassification, we compare the performance of the optimum HGT algorithm with the CRC method proposed by Black *et al.* (2015). We obtained the expected number of tests, using R functions provided in Black *et al.* (2015). As done in Black *et al.* (2015), we generate the vector p_1, p_2, \dots, p_N from a Beta distribution with parameters $\alpha = 1, \beta > 0$ such that $\frac{1-p}{p} = \beta$, i.e., expectation equal to p , and set $p_{(i)}$ to $E(p_{(i)})$. Table 1 presents a comparisons between the CRC and HDP algorithms for $N = 20$, where the CRC design was determined based on the algorithm proposed by Black *et al.* (2015). The results show that the performance of HDP is much better than CRC with an efficiency gain of approximately 15%.

$N = 20$			
p	CRC	HDP	$Ratio = HDP/CRC$
0.01	2.419 055	2.070 993	0.8561
0.05	6.982 66	5.759 36	0.8248
0.10	10.799 02	8.863 32	0.8208
0.15	13.319 09	11.140 56	0.8364

Table 1: Comparison of the expected number of tests between CRC and HDP.

In practice, N can be substantially larger than 20. For example with $N = 120$ and $p = 0.05$, the CRC algorithm results in an expected number of tests of 46.73 as compared with an optimal HDP algorithm, that results in 33.97 tests (a gain of 27%).

5 Discussion

This article presents a simple algorithm for the optimal group testing design under a hierarchical class. The goal of this work is to develop group testing screening algorithms that are optimal and can be used in the situation where N is large, such as in HPV screening. In this situation, the CRC algorithm is not feasible due to its computational complexity. The HDP algorithm, however, is computational feasible even in very large populations.

For $N = 1,000$ and $p = 0.05$ an optimal design based on the HDP algorithm results in an expected number of 288 tests.

As described in Section 2, the algorithm can easily be extended to account for test misclassification. However, group testing for screening under misclassification may need to consider a more complex objective function than the expected number of tests (Graff and Roeloffs, 1972; Malinovsky *et al.*, 2016). Intuitively, depending on the emphasis placed on misclassification versus test-efficiency (error in diagnosing vs expected number of tests), the practitioner needs to minimize a function of these two factors. In this case, the optimal design for HGT is an open problem.

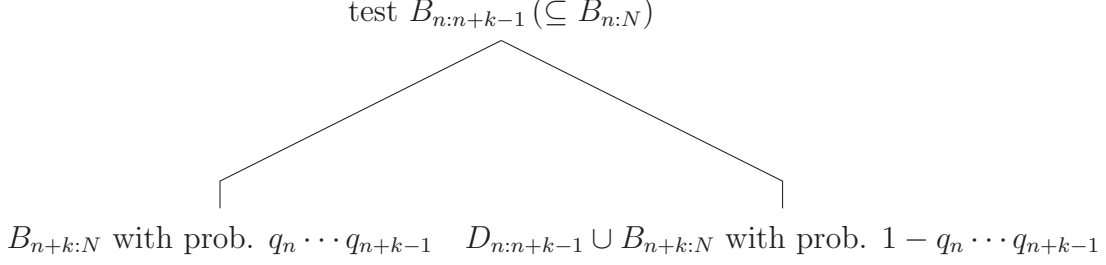
Appendix

A Development of an optimal HDP algorithm for GGTP

We show here the development of an optimal HDP for GGTP. As we already discussed in Section 2, we impose an order restriction $p_1 \leq p_2 \leq \dots \leq p_N$. In the homogeneous case, i.e., $p_1 = p_2 = \dots = p_N = p$ an optimal hierarchical DP algorithm was obtained by Sobel and Groll (1959).

Evaluation of $H(n : N)$

Recall that we are dealing with the binomial set $B_{n:N}$. We begin with the case $n = N$. In this case $H(N : N) = 1$. For subsequent evaluation, when $n \leq N - 1$, we have to find the size of k of the subset $B_{n:n+k-1}$ from $B_{n:N}$ to test. If the test outcome of $B_{n:n+k-1}$ is negative, then we test the remaining units $n + k, \dots, N$ that form a binomial set $B_{n+k:N}$. Otherwise, if the test outcome of $B_{n:n+k-1}$ is positive, then we test defective set of size k , which we abbreviate as $D_{n:n+k-1}$, and binomial set $B_{n+k:N}$. Recall that, the left branch of the tree represents a negative test result, and the right branch represents a positive test result. We summarize these situations in the following binary testing tree.



Denote by $T_k(n : N)$ the expected total number of tests. Then,

$$\begin{aligned} T_k(n : N) &= 1 + \{q_n \cdots q_{n+k-1} H(n+k : N) + (1 - q_n \cdots q_{n+k-1}) [h(n : n + (k-1)) + H(n+k : N)]\} \\ &= 1 + \{H(n+k : N) + (1 - \Pi(n : n+k-1)) h(n : n + (k-1))\}, \end{aligned} \quad (1)$$

where $\Pi(n : n+k-1) = q_n \cdots q_{n+k-1}$.

Since the optimal value $H(n : N)$ is obtained by choosing the best k among $k = 1, \dots, N - (n-1)$, we have

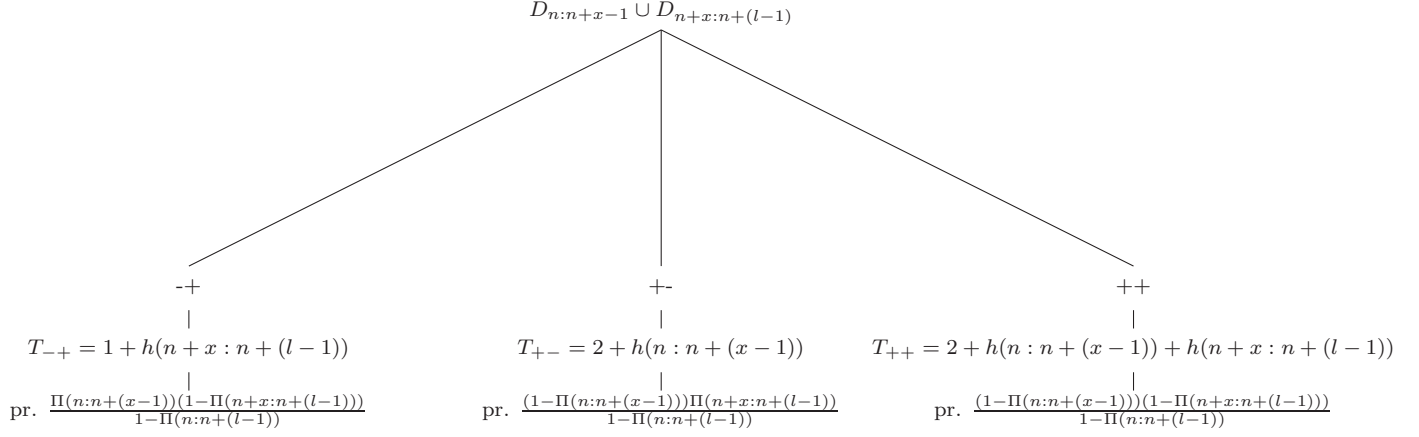
$$H(n : N) = \min_{1 \leq k \leq N-(n-1)} T_k(n : N), \quad n = N-1, \dots, 1. \quad (2)$$

Then $H(n : N)$ is calculated in a recursive manner for $n = N-1, \dots, 1$. This calculation (1) required the conditional expectation $h(\cdot)$, which is developed as follow.

Evaluation of $h(n : n + (l-1))$

Recall that we are dealing with the defective set $D_{n:n+(l-1)}$. If $l = 1$, then $h(n : n+(l-1)) = h(n : n) = 0$. If $l \geq 2$, we have to find a proper subset $D_{n:n+x-1}$ of size x from $D_{n:n+(l-1)}$ to test. If the binary test outcome of $D_{n:n+x-1}$ is negative, then we conclude that the remaining units $n+x, \dots, n+(l-1)$ form a defective set $D_{n+x:n+(l-1)}$, which does not need to be tested as a whole set. If the test outcome of $D_{n:n+x-1}$ is positive, then conditional posterior distribution of units $n+x, \dots, n+(l-1)$ is the same as it was before any testing and they form a binomial set $B_{n+x:n+(l-1)}$ (similar arguments as in Sobel and Groll (1959)). Therefore, we divide the defective set $D_{n:n+(l-1)}$ into two subsets $\{n, n+1, \dots, n+(x-1)\}$ and $\{n+x, \dots, n+(l-1)\}$ and test them separately from left to right. We have three possible states of these subsets, i.e., $-+, +-, ++$, where, for example, $++$ represent the situation where both subsets are positive. Denote by T_{ab} the expected total number of tests corresponding to the situation ab , $ab \in \{-+, +-, ++\}$. The following diagram represents

all these possible outcomes with corresponding conditional (on the event that there is at least one defective element) probabilities.



Denote by $T(n, l, x)$ the expected total number of tests in this case. Then,

$$\begin{aligned}
T(n, l, x) &= [1 + h(n+x : n+(l-1))] \frac{\Pi(n : n+(x-1)) (1 - \Pi(n+x : n+(l-1)))}{1 - \Pi(n : n+(l-1))} \\
&+ [2 + h(n : n+(x-1))] \frac{(1 - \Pi(n : n+(x-1))) \Pi(n+x : n+(l-1))}{1 - \Pi(n : n+(l-1))} \\
&+ [2 + h(n : n+(x-1)) + h(n+x : n+(l-1))] \frac{(1 - \Pi(n : n+(x-1))) (1 - \Pi(n+x : n+(l-1)))}{1 - \Pi(n : n+(l-1))} \\
&= 2 - \frac{\Pi(n : n+(x-1)) (1 - \Pi(n+x : n+(l-1)))}{1 - \Pi(n : n+(l-1))} + \frac{1 - \Pi(n : n+(x-1))}{1 - \Pi(n : n+(l-1))} h(n : n+(x-1)) \\
&+ \frac{1 - \Pi(n+x : n+(l-1))}{1 - \Pi(n : n+(l-1))} h(n+x : n+(l-1)).
\end{aligned}$$

Since an optimal value $h(n : n+(l-1))$ is obtained by choosing the best x , among $x = 1, \dots, l-1$ we have,

$$h(n : n+(l-1)) = \min_{1 \leq x \leq l-1} T(n, l, x). \quad (3)$$

Combining (2) and (3), we obtain an optimal ordered HDP algorithm:

$$H(N+1:N) = 0, H(N:N) = 1, h(n:n) = 0, n = 1, \dots, N \quad (4)$$

$$H(n:N) = 1 + \min_{1 \leq k \leq N-(n-1)} \{H(n+k:N) + (1 - \Pi(n:n+(k-1)))h(n:n+(k-1))\},$$

$$h(n:n+(l-1)) = 2 + \min_{1 \leq x \leq l-1} \left\{ - \frac{\Pi(n:n+(x-1))(1 - \Pi(n+x:n+(l-1)))}{1 - \Pi(n:n+(l-1))} \right. \\ \left. + \frac{1 - \Pi(n:n+(x-1))}{1 - \Pi(n:n+(l-1))}h(n:n+(x-1)) + \frac{1 - \Pi(n+x:n+(l-1))}{1 - \Pi(n:n+(l-1))}h(n+x:n+(l-1)) \right\},$$

$$n = N-1, N-2, \dots, 1;$$

$$l = 2, \dots, N-n+1,$$

where $\Pi(a:b) = q_a q_{a+1} \cdots q_b$.

B Matlab Code

$H()$ function and an optimal design

```
#function [H D]=HHgDesign(q)
```

```
#q=sort(q,'descend');
```

```
#h=hg(q);
```

```
#N=length(q);
```

```
#H=zeros(N+1,1);
```

```
#H(N,1)=1;
```

```
#D=zeros(N,1);
```

```
#D(N,1)=1;
```

```
#I=zeros(N,1);
```

```
#I(N,1)=1;
```

```
#for nn=1:N-1
```

```
#n=N-nn;
```

```
#v=zeros(N-(n-1),1);
```

```
# for k=1:1:N-n+1
```

```
qq=q(n:n+k-1);
```

```
# PI=prod(qq);
# v(k,1)=H(n+k)+(1-PI)*h(n,n+k-1);
# end
```

```
#m=min(v);
#f=(find(v==m));
#f=min(f);
#H(n)=1+min(m);
#D(n)=f;
#I(n)=N-(n-1);
```

```
#end
```

```
#D=[I D];
#end
```

$h()$ function and an optimal design

```
#function [h d]=hgDesign(q)
#q=sort(q,'descend');
#N=length(q);
#h=zeros(N,N);
#d=zeros(N,N);
```

```
#for nn=1:1:N-1
#n=N-nn;
#for l=2:1:(N-n+1)
# qq=q(n:(n+l-1));
#PI=prod(qq);
#v=zeros(l-1,1);
#for x=1:1:(l-1)
```

```

#qqq=q(n:(n+x-1));
# PII=prod(qqq);
#qqqq=q((n+x):(n+l-1));
#PIII=prod(qqqq); #v(x,1)=-PII*(1-PIII)/(1-PI)+(1-PII)/(1-PI)*h(n,n+x-1)+(1-PIII)/(1-
PI)*h(n+x,n+l-1);
#end
#m=min(v);
#f=find(v==m);
#f=max(f);
#h(n,n+l-1)=2+m;
#d(n,n+l-1)=f;
#end
#end
#hg=h;
#end

```

References

- Bellman, R. (1957). *Dynamic Programming*. Princeton University Press.
- Black, M. S., Bilder, C. R., Tebbs, J. M. (2015). Optimal retesting configurations for hierarchical group testing. *Appl. Statist.* **64**, 693–710.
- Graff, L. E., and Roeloffs, R. (1972). Group testing in the presence of test error: an extension of the Dorfman procedure. *Technometrics* **14**, 113–122.
- Hwang, F. K., Pfeifer, C. J., and Enis, P. (1981). An Optimal Hierarchical Procedure for a Modified Binomial Group-Testing Problem. *J. Amer. Statist. Assoc.* **76**, 947–949.
- Malinovsky, Y., Albert, P. S., and Roy, A. (2016). Reader Reaction: A Note on the Evaluation of Group Testing Algorithms in the Presence of Misclassification. *Biometrics* **72**, 299–304.

- Nanda, K., McCrory, D. C., Myers, E. R., Bastian, L. A., Hasselblad, V., Hickey, J. D., Matchar, D. B. (2000). Accuracy of the Papanicolaou test in screening for and follow-up of cervical cytologic abnormalities: a systematic review. *Ann.Intern.Med.* **132**, 810–819.
- Sobel, M., Groll, P. A. (1959). Group testing to eliminate efficiently all defectives in a binomial sample. *Bell System Tech. J.* **38**, 1179–1252.
- Sobel, M. (1960). Group testing to classify efficiently all defectives in a binomial sample. *Information and Decision Processes* (R. E. Machol, ed.; McGraw-Hill, New York), pp. 127-161.