

A practical Single Source Shortest Path algorithm for random directed graphs with arbitrary weight in expecting linear time

Li Dexin
Fujian Zhangzhou No.1 High School
1171000806@stu.hit.edu.cn

Abstract

In this paper I present a new algorithm called *Raffica algorithm* for Single-Source Shortest Path. In random graph, this algorithm has $\Theta(M)$ time complexity(in expect). And for random grid graphs with $\Theta(N)$ hop-diameter, it is also linear. This algorithm can solve SSSP with arbitrary weights; when a negative cycle exists, this algorithm can find it out costing $O(M)$ (in expect). It means we can use it to solve random System of Difference Constraints fast as $\Theta(M)$ in expect. Using the idea, I can prove the expecting time complexity of queue optimized Bellman-Ford Algorithm, which is usually called *SPFA**, is $\Theta(MD)$ time complexity in expect, where $D = O(\frac{\log N}{\log M/N})$ is the expecting hop-diameter, unlike the claim $O(M)$ of Duan's.

Keywords: Time complexity; Negative cycles; Single Source Shortest Path; Raffica algorithm; Random Graph.

1. INTRODUCTION

Single Source Shortest Path problem(SSSP) is the most basic problem in graph optimization studied in computer science. It is widely used in mathematical modeling, such as traffic regulation, **Systems of Difference Constraints**, and so on.

Prior work Dijkstra gave the problem a $\Theta(N^2)$ solution[9]. It sorts the distance of the vertices. On the base of Dijkstra's algorithm, they use priority queues to make a new approach $\Theta(M \lg N)$. Using Fibonacci Heap will even make it only cost $\Theta(M + N \lg N)$, which is almost linear. We can also use a bucket to solve it in $\Theta(M + W)$ [8], where W is the max weight of the graph. We can even use the characteristic of RAM to solve it in $\Theta(M \lg N \lg N)$ or $\Theta(M + N(\lg N)^{1/3+\epsilon})$. Using multi-level bucket[?], it can solve SSSP on graph which edge lengths satisfy nature distribution in expecting linear time. But *Dijkstra's Algorithm* can only handle directed graphs with non-negative weight.

*Not admitted by decade, and even not firstly presented by Duan, the following so-called SPFA is only for convenience. And its expecting time complexity used to be unknown.

Permission to make digital or hard copies of all or part of this work for personal or classroom use is granted without fee provided that copies are not made or distributed for profit or commercial advantage and that copies bear this notice and the full citation on the first page. Copyrights for components of this work owned by others than ACM must be honored. Abstracting with credit is permitted. To copy otherwise, or republish, to post on servers or to redistribute to lists, requires prior specific permission and/or a fee. Request permissions from permissions@acm.org.

WOODSTOCK '97 El Paso, Texas USA

© 2022 ACM. ISBN 123-4567-24-567/08/06...\$15.00

DOI: 10.475/123_4

Thorup[24] found an algorithm to solve SSSP on undirected graph in linear time complexity. It is a very important algorithm in theorem, however, it runs actually extremely slow in real life.

Sometimes we need to solve this problem with arbitrary weights, like solving **Systems of Difference Constraints**. When it comes to arbitrary weights, we may meet negative cycles. *Bellman-Ford Algorithm*[2] is a basic method relaxing and iterating for $\Theta(MN)$ times. The best algorithm to solve SSSP with arbitrary weights used to be *queue optimized Bellman-Ford Algorithm*[10], which had a complexity of $\Theta(MN)$ as we considered. Duan claimed that the complexity of *queue optimized Bellman-Ford Algorithm* is $O(M)$, and gave the algorithm a name *Shortest Path Faster Algorithm(SPFA)*. Later the claim was proved wrong, but *SPFA* does run fast, when the graph is not specially constructed and no negative cycles are included. But it runs slow as $O(MN)$ complexity with graphs with negative cycles in expect. It also runs slow as $O(MN)$ in grid graph, which means it cannot fit a lot of status in real life.

My contribution I found a simple but effective method to improve *SPFA*. The improved algorithm is so-called *Raffica algorithm*. Finding that the single source shortest path forms a tree, I denote it as an *Auxiliary Tree* and use a breadth first search to maintain it. The relaxing operation in priority-queue-based Dijkstra's algorithm only happens once on each vertex. But it may happen a lot of times on every vertex in *Raffica algorithm*. Thus, using *Auxiliary Tree*, it can cut down so much trivial relaxing that each vertex is relaxed expecting $\Theta(1)$ times in random graph. The operation that cuts the relaxing down is called 'Raffica'. When *Auxiliary Tree* fails to maintain, it only means a cycle on the tree appears, and there exists a negative cycle, therefore the problem has no solutions.

It can solve SSSP in $\Theta(M)$ in expect on the model of both $G(n, p)$ random graph and the traffic problem model, which is a graph basically gridly constructed and with $\Theta(N)$ diameter. When we are to find negative cycles, it also cost $\Theta(M)$ in expect. And I found how to prove *SPFA*'s time complexity is $O(MD)$ in expect, unlike the claim $O(M)$ in [10].

Negative cycle detecting is also a common model. System of Difference Constraints is an example. Comparing with *SPFA*, *Raffica algorithm* is linear time complexity in expect, which is a lot faster. Actually, it is the best way to detect a negative cycle.

Raffica algorithm is $O(MN)$ in worst case scenario, while *SPFA* is $O(MN)$ too. However, the worst case scenario of

Raffica algorithm will hardly appear in traffic problems (in other words, a random near-grid graph), while *SPFA* will easily fall into the worst case scenario by grid graph. The method to improve the worst case of my algorithm is only to reconstruct the graph, or to change the method to search instead of a breadth first search. However, the common reconstruct method is still to be find out. Though, my algorithm is still practical in traffic problems and random graphs.

Following these conclusions, we can solve the All-Pairs Shortest Path (APSP) problem in $O(MN)$ on random graphs in expect, which is better than *Floyd Algorithm*[13]. We can maintain a dynamic SSSP with arbitrary weights in $O(M)$ in expect by simply resolve the problem. And we can solve the minimum average weight cycle problem by simply using dichotomy and *Raffica algorithm* and we get a $O(M \lg W)$ solution in expect, where W stands the maximum weight of the graph.

2. PRELIMINARIES

The following graph is a directed weighted graph $G = (V, E, W)$, $W \in \mathbb{N}$. As an SSSP problem, we denote the source vertex as S . M is the count of edges while N is the count of vertices.

Auxiliary Tree $T = (V, F)$ is a tree used in *Raffica algorithm*.

The hop-diameter or the diameter of the graph is defined as the maximum count of vertices on the shortest path $u \rightarrow v$ on each $u, v \in V$. It is denoted as D . On a sparse random graph, $D = \frac{\log N}{\log M/N}$ in expect[7].

SP Tree $T' = (V, F)$ is the Shortest Path Tree of the SSSP. *Auxiliary Tree* is convergent during the *Raffica algorithm*. Finally it will be the same as *SP Tree*.

F_i stands the father node of i on any tree.

The depth of a vertex indexed x is denoted as d_x or $depth_x$. It stands how many vertices are there on the path from source S to x . $d_S = 1$.

Both *Auxiliary Tree* and *SP Tree* are rooted by S ;

Inqueue is an array saving the label whether the vertex should be in queue, $Inqueue_i$ denotes whether the vertex i is in queue.

dis_x is the distance $S \rightarrow x$ of the SSSP problem.

Relaxing is an operator on an edge from *Bellman-Ford Algorithm* and *Dijkstra's Algorithm*. When an edge $E = (u \rightarrow v, w)$ is relax-able, it means $dis_u + w < dis_v$.

Let us define an iteration. Denote the iteration count of a vertex X is how many vertices it visited from the source vertex S to x , in other words, the depth on the *Auxiliary Tree*. An iteration of a BFS-like algorithm (i.e. the following *SPFA* and *Raffica algorithm*) is a series of relaxing where the iteration count is equal.

During the iteration, I call the vertex in queue as the *Dark Point*.

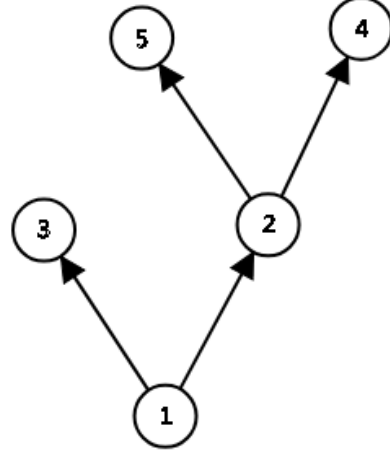


Figure 1: Example Graph

For example, if the vertex 1 is the source S , then the iteration count of vertex 1 is 1, the count of vertex 2 and 3 is 2, the count of vertex 4 and 5 is 3.

The random graph uses this model: $G(n, p)$, where $n = N$ and $p = \frac{M}{N}$. $W \in \mathbb{N}$, without loss of generality, let the weight satisfy Uniform Distribution $U(0, 1)$. The reason why the weights are non-negative is, when N tends to be infinity, random graph with negative weights can easily form a negative cycle, making the problem lose solutions. Making this hypothesis doesn't affect the result. [†]

3. BELLMAN-FORD ALGORITHM

Bellman-Ford Algorithm[2] is a classic algorithm solving the SSSP on arbitrary weighted graph. It uses relaxing to iterate and after $N - 1$ times iteration, we get the answer. If in the N th iteration there is any vertex relaxed, those vertices form negative cycle(s). The time complexity is obviously $O(MN)$. There are many kinds of improving like Yen's, and so on. The following *SPFA* is also a kind of improving. Actually, you can improve the time to $O(MD)$ by only checking if the distance changes with iterations.

4. SPFA

SPFA is the queue optimized *Bellman-Ford Algorithm*.

SPFA uses a queue to keep the vertices, a little bit like BFS. *SPFA* uses Adjacency table. During the *SPFA*, we search and relax, pushing the relax-able vertices into the queue and update the distance.

[†]For a more generalized conclusion, once the weight satisfies or can be regarded as a derivable distribution, the result is still correct.

ALGORITHM 1: Bellman-Ford

Data: Edges $E = u \rightarrow v, weight$, Source S , Vertex count N , Edge count M
Result: Distance dis
for $i = 1 \rightarrow N$ **do**
 $dis_i \leftarrow \infty$;
end
for $i = 1 \rightarrow N - 1$ **do**
 for $(i = 1 \rightarrow M)$ **if** $dis_{Edge_i.u} + Edge_i.w < dis_{Edge_i.v}$ **then**
 $dis_{Edge_i.v} \leftarrow dis_{Edge_i.u} + Edge_i.w$;
 end
end

The following pseudocode describes how *SPFA* works.

ALGORITHM 2: SPFA

Data: Edges $E = u \rightarrow v, weight$, Source S , Vertex count N , Edge count M
Result: Distance dis
 $queue \leftarrow S$
for $i = 1 \rightarrow N$ **do**
 $dis_i \leftarrow \infty$;
 $inqueue_i \leftarrow false$;
end
 $dis_S \leftarrow 0, inqueue_S \leftarrow true$;
while $queue$ is not empty **do**
 $x \leftarrow queue.front$;
 $queue.pop$;
 $inqueue_x \leftarrow false$;
 foreach E adjacent by x **do**
 if $dis_{E.u} + E.weight < dis_{E.v}$ **then**
 $dis_{E.v} \leftarrow dis_{E.u} + E.weight$;
 if $(inqueue_{E.v} = false)$ **then**
 $inqueue_{E.v} \leftarrow true$ $queue \leftarrow E.v$
 end
 end
 end
end

5. RAFFICA ALGORITHM

Raffica algorithm is an improved *SPFA*. *Raffica algorithm* is based on this theorem:

Theorem *The solution of the SSSP forms a tree.*

PROOF. Obviously the solution includes all the vertices reachable. Suppose the solution of the SSSP includes a cycle, and X is a vertex on the cycle, then it means from X we go through the cycle, and back to X , it is still a shortest path. If the sum of the weight of the whole cycle is positive, it won't be the SSSP, because going through this cycle will make us get a worse answer. If the weight of the cycle is zero, we needn't go through this cycle. If negative, we will go through the cycle for infinite times so that the answer doesn't exist. So the solution of SSSP doesn't include any cycles. \square

The method is pretty simple. We maintain the *Auxiliary Tree*, when we relax an edge $E : u \rightarrow v$, we set v as u 's son on the *Auxiliary Tree* T . If v already has a father, we break the edge $v.father \rightarrow v$ on the *Auxiliary Tree* and reset $v.father$ as u . This operation is called '*Raffica* (u, v)'.

It is easy to see that we successfully maintain a tree, except that v is an ancestor of u on the tree.

Now we are to prove when v is an ancestor of u on the tree, this SSSP has a negative cycle $u \rightarrow \dots \rightarrow u$.

When we can relax $E : u \rightarrow v$, it means $dis_u + E.w < dis_v$. When this inequality comes to a cycle during the iteration, it can only mean that there is a negative cycle.

If there is a negative cycle, the SSSP problem has no solutions. So what we maintain is absolutely a tree.

For the BFS can traverse all these vertices reachable, if there is a negative cycle reachable, we can absolutely find it.

So finding a cycle on the Auxiliary Tree is the necessary and sufficient condition of existing a reachable negative cycle.

We introduce the second theorem:

Theorem *Shortest Path(SP) can be divided into smaller SP.*

i.e. If SP $u \rightarrow v$ includes vertex a , we can conclude that $u \rightarrow a$ and $a \rightarrow v$ on the SP $u \rightarrow v$ are also SP in smaller problems.

Consider that during the iteration, when there is a vertex u in the queue, and its ancestor v is just *Raffica-ed*. Before *Raffica-ed*, $dis_v + (dis_u - dis_v) = dis_u$. ($dis_u - dis_v$) means the length of shortest path from v to u . After *Raffica-ed*, dis_v become lower, so dis_u should become lower too, due to the Theorem 2nd.

For the vertex u is still in queue, it uses an earlier distance data. We need not to keep it in queue more. We need only v in queue. Else there will be redundant relaxing. So we clear the in-queue label of v 's subtree when *Raffica* (u, v).

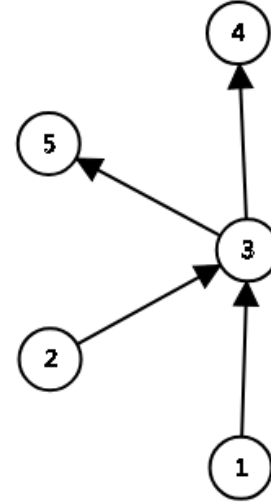


Figure 2: Example Graph 2

Consider the status of the picture. In a relaxation $1 \rightarrow 3$, 2 is the earlier father of 3. After *NTR* ($1, 3$), 2 no longer has a child 3. 1 obtains a child 3.

Suspect that 4 and 5 are in queue at this time, we consider the updating dis_4 and dis_5 . It is still using the old data. In other words, it still believe the best path is $2 \rightarrow 3 \rightarrow 4$ and $2 \rightarrow 3 \rightarrow 5$. But we have already known $1 \rightarrow 3$ is better than $2 \rightarrow 3$, so we should let 4 and 5 out of the queue, while 3 is in the queue, using the newest result, considering $1 \rightarrow 3$ is the best. In the next iteration, 4 and 5 will consider $1 \rightarrow 3 \rightarrow 4$ and $1 \rightarrow 3 \rightarrow 5$ as the shortest path.

If we didn't do this *Raffica* like *SPFA*, we will firstly update 4's son and 5's son using $2 \rightarrow 3 \rightarrow 4$ and $2 \rightarrow 3 \rightarrow 5$, secondly using $1 \rightarrow 3 \rightarrow 4$ and $1 \rightarrow 3 \rightarrow 5$. If we would *Raffica* a lot in *Raffica algorithm*, and the *SP Tree* is tall, *SPFA* will be very slow, because we need to use new data to override old data during every iteration. Although there is a lot of *Rafficas*, *Raffica algorithm* would not update all the subtree of *SP Tree* in average. It will update the subtree of *Auxiliary Tree*, which is not very tall.

In fact, the graph needing a lot *Rafficas* while having a tall *SP Tree* is common: a grid graph is one of the example, where *SPFA* runs slow and *Raffica algorithm* runs fast.

If we need to find out a negative cycle, we consider if v is the ancestor of v , If yes, there is a negative cycle.

We would simply use a DFS to check it, because DFS costs the same time as *Raffica*. Now we show the pseudocode.

ALGORITHM 3: Raffica algorithm

Data: Edges $E = u \rightarrow v, weight$, Source S , Vertex count N , Edge count M

Result: Distance dis

```

queue  $\leftarrow S$ 
T  $\leftarrow S$ 
for  $i = 1 \rightarrow N$  do
     $dis_i \leftarrow \infty$ ;
     $inqueue_i \leftarrow false$ ;
end
 $dis_S \leftarrow 0, inqueue_S \leftarrow true$ ;
while queue is not empty do
     $x \leftarrow queue.front()$ ;
    queue.pop;
    if  $inqueue_x = false$  then
        continue;
    end
     $inqueue_x \leftarrow false$ ;
    foreach  $E$  adjacent by  $x$  do
        if  $dis_{E.u} + E.weight < dis_{E.v}$  then
             $dis_{E.v} \leftarrow dis_{E.u} + E.weight$ ; use a DFS to check if
             $E.v$  is the ancestor of  $x$ ;
            if  $E.v$  is the ancestor of  $x$  then
                Exist a negative cycle;
            end
            Set it as false that the inqueue label on the vertices
            on the subtree rooted by  $E.v$ ;
            Clear the father-son relationship of all the vertices
            on the subtree rooted by  $E.v$ ;
             $T_v.father$  remove child  $v$ ;
             $T_v.fa \leftarrow x$ ;
            if ( $inqueue_{E.v} = false$ ) then
                 $inqueue_{E.v} \leftarrow true$  queue  $\leftarrow E.v$ 
            end
        end
    end
end
end
end

```

6. CORRECTNESS

Now we formally prove the correctness of *Raffica algorithm* and *SPFA*.[‡]

Raffica algorithm

Theorem For *Raffica algorithm*, the *Auxiliary Tree* is always a *SP Tree* of 'the graph consist of all the vertices in *Auxiliary Tree* and the edges traversed'.

PROOF. Now we use a Mathematical Induction to prove it will return a correct answer. Firstly, a tree consisted of a vertex obviously meets the condition. Considering a relax, if it causes no *Raffica*, obviously meets the condition too. If it causes a *Raffica*(u, v), the subtree of v is cut, so it also meets the condition. \square

And now we are to prove that this algorithm will come to an end. First we prove a vertex cannot be *Rafficaed* more than $N-2$ times. Consider a vertex X . Except the first time visited, because *Raffica algorithm* goes through the *SP Tree*, BFS costs $N - 1$ iterations to end, which is the maximum possible height of *SP Tree*. For every iteration, only a vertex can *Raffica* X , because in a path from S to a leaf, there is no more than one vertex in the queue.

After the *Rafficas* for every vertices, it remains a BFS. So absolutely the algorithm will come to an end.

SPFA The difference between *Raffica algorithm* and *SPFA* is *SPFA* does not clear the in-queue label when *Raffica*. So it is easy to see that it is also correct.

7. TIME COMPLEXITY

7.1 Worst Case

The worst case scenario of the *Raffica algorithm* is like the following picture:

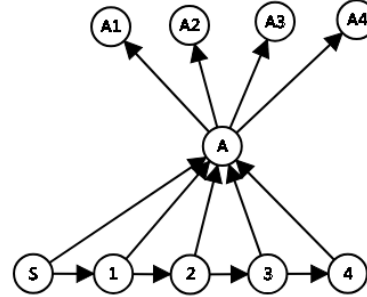


Figure 3: Worst case

Point A has $O(M)$ output and will be *Raffica-ed* $O(N)$ times. We may reconstruct the graph by splitting the output

[‡]Duan[10] didn't prove this algorithm strictly, for example, why the algorithm will end. If did, he might had come up with *Raffica algorithm* earlier than me.

or randomizing. The worst case scenario time complexity can be improved to $O(\frac{MN}{\log N})$, but it is trivial.

In real life, there may be little vertices with $O(N)$ output like the above figure. Afterwards, I will show that this case can be improved. The unimprovable worst case scenario appears in a desperately extreme status, unlike the worst case of SPFA.

7.2 Random Graph

Raffica algorithm A BFS is obviously $O(M)$, we consider the extra complexity caused by *Raffica*.

Firstly, the count of *Raffica* is no more than M (due to the correctness proof).

On the *Auxiliary Tree*, one's ancestor can not be in queue with it. Suppose there is a leaf vertex X . $S \rightarrow X$ is a series of edges from root to leaf.

Theorem When an edge $E = (u, v)$ in the final SP tree is accessed, u and v won't be *Raffica*-ed.

PROOF. There won't be any path shorter than the final SP Tree. Once it is accessed, there are no solutions better than this solution. So both u and v won't be *Raffica*-ed. \square

Due to [7], the expecting diameter of a random graph follows:

Table 1: Diameter Distribution

Range	diameter
$\frac{Np}{\log N} \rightarrow \infty$	Concentrated on mostly 2
$\frac{Np}{\log N} = c > 8$	Concentrated on mostly 2
$8 \geq \frac{Np}{\log N} = c > 2$	Concentrated on mostly 3
$2 \geq \frac{Np}{\log N} = c > 1$	Concentrated on mostly 4
$1 \geq \frac{Np}{\log N} = c > c_0$, c_0 is a small constant	Concentrated on mostly $2\lfloor \frac{1}{c_0} + 4 \rfloor$
$\log n > np \rightarrow \infty$	$(1 + o(1)) \frac{\log n}{\log np}$
$np \geq c > 1$	Graph will be mostly disconnected.

When the graph is dense, the diameter is a constant in expect, making both *SPFA* and *Raffica algorithm* runs $O(M)$. So we need only consider sparse graphs, where diameter is $(1 + o(1)) \frac{\log n}{\log np}$.

Consider each path from the root to the leaf. Basically, the density[§] of *Raffica* tends to increase with depth in expect (and convergent to 0.5, later to prove), making it hard to use the linear property of mathematical expectation. The extra cost of *Raffica*(x_1, x_2) is the size of the subtree rooted by x_2 . The total cost of the *Raffica* operation is the sum of all the extra costs.

[§]The density is how many iterations are there during 2 *Raffica*s.

The count of nodes on the depth x is more than $\frac{5}{c}(np)^{i-i_0}$ [7],

where $i_0 \leq \lfloor \frac{1}{c} \rfloor + 1$, $c = \frac{Np}{\lg N}$. Denote the count by $Y(x)$, and it is sure that it is not only monotonically increasing, but larger than a concave function.

For $x \in \mathbb{R}$, there always exists an $(x_0, y_0) \in \mathbb{R}^2$ that for any $x > x_0$, the density of *Raffica* on depth x is larger than y_0 . Easily, the cost of a *Raffica* is $Y(\frac{1}{y_0})$, which is a certain value ($O(1)$). When the depth increases, the cost of *Raffica* decreases. And due to the concave, the density of cost also decreases. The expecting time of *Raffica* is:

$$\begin{aligned} T_{Raffica}(N) &= Y(\frac{1}{y_0})O(N) * \frac{1}{y_0} * O(1) * O(Np) \\ &\leq O(Np) * O(N)^\P \\ &= O(M) \end{aligned}$$

Theorem R1 $\exists \epsilon \in \mathbb{N}$, s.t. $\forall E : x_1 \rightarrow x_2, W$,
 $\lim_{depth_{x_1} \rightarrow \infty, depth_{x_2} = depth_{x_1} - \epsilon} Pr(dis_{x_1} + W < dis_{x_2}) = 0.5$.

PROOF. On the depth x , one who wants to *Raffica* another, the distance must be shorter than it. The expecting distance on the depth x is:

$$\mathbb{E}[dis_x] = o(\frac{x}{Np})$$

The reason is, the minimum value of $O(Np)$ vertices on the Uniform Distribution $U(0, 1)$ tends to $\frac{1}{Np}$. The small o means it is lower than $O(\frac{x}{Np})$, but it is sure that it increases with depth. And, for it is a sparse graph, $\log N > np \rightarrow \infty$, making the depth to be infinity, and the distance of the leaves also tends to be infinity.

$$\lim_{depth \rightarrow \infty} \mathbb{E}[dis_x] = \infty$$

Denote the Probability Density Function that depth x as $G(x, y)$. Suppose that there are 2 nodes named v_1 and v_2 , the depth is x_1 and x_2 respectively.

$$\mathbb{E}[dis_{v1}] = o(\frac{x_1}{Np})$$

$$\mathbb{E}[dis_{v2}] = o(\frac{x_2}{Np})$$

The probability that an edge from the v_1 *Raffica* v_2 is:

$$\begin{aligned} Pr(R) &= \int_{-\infty}^{\mathbb{E}[dis_{v2}] - \mathbb{E}[dis_{v1}] - 0.5} G(x_1, y) dy \\ &= \int_{-\infty}^{o(\frac{x_2}{Np}) - o(\frac{x_1}{Np}) - 0.5} G(x_1, y) dy \end{aligned}$$

Despite we don't know the exact formula of $G(x, y)$ now, we can still find out some property of $Pr(R)$. For every $\epsilon \in \mathbb{N}$,

[¶]Due to Jensen Inequality.

there is:

$$\begin{aligned} \lim_{x_1 \rightarrow \infty, x_1 - x_2 < \epsilon} \Pr(R) &= \lim_{x_1 \rightarrow \infty, x_1 - x_2 < \epsilon} \int_{-\infty}^{x_1 - x_2 - 0.5} G(x_1, y) dy \\ &> \lim_{x_1 \rightarrow \infty, x_1 - x_2 < \epsilon} \int_{-\infty}^{-\epsilon - 0.5} G(x_1, y) dy \end{aligned}$$

And, $\int_{-\infty}^0 G(x_1, y) dy = 0.5$, and $G(x_1, y)$ is partial derivative by y , then:

$$\lim_{x_1 \rightarrow \infty, x_1 - x_2 < \epsilon} \int_{-\infty}^{-\epsilon - 0.5} G(x_1, y) dy = 0.5$$

$$\lim_{x_1 \rightarrow \infty, x_1 - x_2 < \epsilon} \Pr(R) < 0.5$$

Due to sandwich theorem, $\lim_{x_1 \rightarrow \infty, x_1 - x_2 < \epsilon} \Pr(R) = 0.5$.

□

With the depth grows, the size of *Auxiliary Tree* increases, making the count of *Raffica* targets grows. Both probability and count of target grows, then the density of *Raffica* absolutely increases with depth. Now we are to prove that,

Theorem R2 $\forall \epsilon_0 \in (0, 1), \exists \epsilon \in (0, i), \epsilon_2 > \epsilon_0$
s.t. $\lim_{i \rightarrow \infty} \epsilon_2 \sum_{j=1}^i \Gamma_j(S) \leq \lim_{i \rightarrow \infty} \sum_{j=i-\epsilon}^i \Gamma_j(S)$

PROOF. Due to [7],

$$\begin{aligned} \Gamma_i(S) &\geq \frac{5}{c} (Np)^{i-i_0}, i_0 \leq \lfloor \frac{1}{c} \rfloor + 1 \\ \Gamma_i(S) &\leq 2i^2 \log N (Np)^i \\ \epsilon_2 \sum_{j=1}^i \Gamma_j(S) &\leq 2\epsilon_2 i^3 \log N (Np)^i \end{aligned}$$

|| Transform the problem:

$$\begin{aligned} \sum_{j=i-\epsilon}^i \Gamma_j(S) &= \sum_{j=1}^i \Gamma_j(S) - \sum_{j=1}^{i-\epsilon} \Gamma_j(S) \\ (1 - \epsilon_2) \sum_{j=1}^i \Gamma_j(S) &\leq \sum_{j=1}^{i-\epsilon} \Gamma_j(S) \end{aligned}$$

Then,

$$\begin{aligned} \frac{\sum_{j=1}^{i-\epsilon} \Gamma_j(S)}{\sum_{j=1}^i \Gamma_j(S)} &\leq \frac{2(i-\epsilon)^3 \log N (Np)^{i-\epsilon}}{\frac{5}{c} (Np)^{i-i_0}} \\ &= \frac{2}{5} (i-\epsilon)^3 c (Np)^{i_0-\epsilon} \log N \end{aligned}$$

$$\begin{aligned} \epsilon &= O(i) = O\left(\frac{\log N}{\log Np}\right) \\ i_0 &\leq \frac{\log N}{\log Np} + 1 \end{aligned}$$

Therefore,

$$i_0 - \epsilon = -O\left(\frac{\log N}{\log Np}\right)$$

|| $\Gamma_i(S)$ means the count of vertices which depth is i from S .

$$\begin{aligned} \frac{2}{5} (i-\epsilon)^3 c (Np)^{i_0-\epsilon} \log N &\leq \frac{2}{5} i^3 (Np)^{-\frac{\log N}{\log Np} + 1} \\ &= \frac{2}{5} \left(\frac{\log N}{\log Np}\right)^3 p \end{aligned}$$

For it is a sparse graph, when $N \rightarrow \infty$, in other words, $i \rightarrow \infty$, $\frac{2}{5} \left(\frac{\log N}{\log Np}\right)^3 p$ tends to 0. Back to the original inequality,

$$1 - \epsilon_2 \leq \frac{2}{5} \left(\frac{\log N}{\log Np}\right)^3 p$$

$$\lim_{i \rightarrow \infty} \epsilon_2 \geq 1 - \frac{2}{5} \left(\frac{\log N}{\log Np}\right)^3 p = 1$$

□

The theorem R1 and R2 shows that, when depth tends to infinity, the probability that any edge does *Raffica* others tends to 0.5.

Now we know that the total cost by *Raffica* is $O(M)$. The question turns out to be how much time does other operations cost. It looks like very slow to check and update a subtree of $E.v$, because each DFS may cost $O(M)$. However, the subtree to be maintained and to be checked, is the same size as *Raffica* operator, making the other operations using DFS the same cost as *Raffica*. **The conclusion is, *Raffica Algorithm* has $\Theta(M)$ time complexity in expect on random graph.**

SPFA Firstly we give an upper bound. Using the same analysis. The difference between *SPFA* and *Raffica algorithm* is *SPFA* does not clear the in-queue label of the subtree of the *Dark Point*.

According to [7], the diameter of a random graph is $D = (1 + o(1)) \frac{\lg N}{\lg c}$, where $c = \frac{Np}{\lg N}$. And according to another paper [12], the average distance in the graph is $avd = (1 + o(1)) \frac{\lg N}{\lg(\sum w_i^2 / \sum w_i)}$, where w_i is the degree of the vertex indexed i . So,

$$(1 + o(1)) \frac{\lg N}{\lg \frac{M}{N}} \leq (1 + o(1)) \frac{\lg N}{\lg(\sum w_i^2 / \sum w_i)} \leq (1 + o(1)) \frac{\lg N}{\lg M}$$

For N tends to infinity, the average distance tends to $(1 + o(1)) \frac{\lg N}{\lg \frac{M}{N}}$, and:

$$\begin{aligned} \frac{avd}{D} &= \frac{(1 + o(1)) \frac{\lg N}{\lg \frac{M}{N}}}{(1 + o(1)) \frac{\lg N}{\lg c}} \\ &= \Theta\left(\frac{\lg c}{\lg \frac{M}{N}}\right) \\ &= \Theta\left(\frac{\lg \frac{Np}{\lg N}}{\lg \frac{M}{N}}\right) \\ &= \Theta\left(\frac{\lg \frac{M}{\lg N}}{\lg \frac{M}{N}}\right) > O(1) \end{aligned}$$

And there is obviously $\frac{avd}{D} < 1$. Due to Sandwich Theorem, $avd = D = \Theta(\frac{\lg N}{\lg c})$. The time of a checked-change Bellman-Ford Algorithm** has $O(MD)$ expecting time complexity. For every vertex X , X is done $O(\frac{\lg N}{\lg M/N})$ Rafficas. So $O(MD)$ is the extra cost of Rafficas. So the upper bound is $O(MD)$.

For a more precise analysis, consider the probability that a *Raffica* successes. When the depth tends to infinity, the probability tends to 0.5. Each *Raffica* costs the time of the average height $O(D)$, because the *Dark Point* isn't erased. The path from the root to a leaf has more than 1 *Dark Point*. The lower bound is also $O(MD)$.

When *SPFA* deals the problem finding negative cycle, its expect time complexity is $\Theta(MN)$, while *Raffica algorithm* is $\Theta(M)$. Because *SPFA* judges a negative cycle by checking how many times any vertices be in queue. If it enters the queue N times, there exists a negative cycle. Each iteration total expecting $\Theta(N)$ vertices is in queue. *Raffica algorithm* draw a conclusion that there exist a negative cycle when it firstly finds a negative cycle. So the time complexity is $\Theta(M)$.

7.3 Traffic Problem or Grid Graph

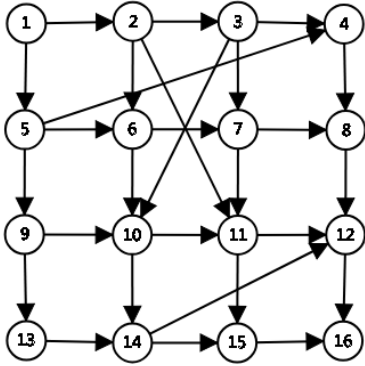


Figure 4: A near-grid graph

Now we consider a grid or a near-grid graph. The diameter of these graphs are $\Theta(N)$, and the counts of out degrees are $O(1)$. The weights of the edges satisfy a uniform distribution $U(0,1)^{\dagger\dagger}$. A grid graph or near-grid graph is often seen in real life, I call it a traffic problem.

SPFA runs slow in this graph, while *Raffica algorithm* runs in linear complexity.

Using a similar analysis, when N tends to infinity, the density of *Raffica* is always a constant. Therefore, each *Raffica* cost a constant expecting time. Then it is $\Theta(M)$.

**Check if any distance changes after an iteration.

$\dagger\dagger$ Similarly, if the weights satisfy not a uniform distribution but a normal one, it only makes *SPFA* and *Raffica algorithm* run faster.

Consider *SPFA*. The diameter of the grid graph is $\Theta(N)$, and the time of *Raffica* is $\Theta(N)$. The total cost is $\Theta(N) * \Theta(N) = \Theta(N^2)$ in expect.

In fact, *SPFA*'s time complexity depends on the height of the *SP tree* and the density of *Raffica*. Actually, the grid graph is only one of the graphs *SPFA* runs slow, if only both the height and the density are huge, *SPFA* then runs also slow. In fact, this status often appears in traffic SSSP problems.

8. APPLICATIONS

8.1 System of Difference Constraints

System of Difference Constraints is a series of difference constraints like $X_i - X_j < k$, which can be easily transformed to a SSSP problem with arbitrary weight. It is widely used to many applications, such as temporal reasoning.

We define a vertex S as the super source vertex. Transform the inequality $X_i - X_j < k$ to $X_i + (-k) < X_j$. This is the familiar triangle inequality as we see. For each inequality we add an edge $X_i \rightarrow X_j$ with weight $-k$, then for each vertex X we add an edge $S \rightarrow X$ with weight 0. Then we regard S as source, the solution of System of Difference Constraints is the solution of SSSP. If there is a negative cycle, there exists no solution.

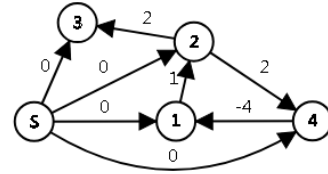


Figure 5: System of Difference Constraints

The above graph stands for these constraints:

$$\begin{aligned} x_1 - x_2 &< -1 \\ x_2 - x_3 &< -2 \\ x_2 - x_4 &< -2 \\ x_4 - x_1 &< 4 \end{aligned}$$

This system has no solutions because $1 \rightarrow 2 \rightarrow 4 \rightarrow 1$ is a negative cycle.

We often want to know if this problem has any solutions, we are often to find if this SSSP problem has a negative cycle.

Bellman-Ford Algorithm and *SPFA* cannot solve the find-negative-cycle problem very fast, even in Mathematical Expectation, for the reason of both these algorithms check neg-

ative cycle by checking the count of relaxations of every vertices.

The graph has a feature, that the S is connected with each vertex. Except this, it is a random graph. And the connection obviously won't make the time complexity longer. The total time is still $O(M)$ in expect.

8.2 Dynamic SSSP and finding negative cycle

Dynamic SSSP model is also commonly used in real life. According to [23], the best algorithm of dynamic SSSP used to be *Incremental Algorithm*, $O(M + N \lg N)$ per edge. If the graph is randomly or gridly constructed, even if we resolve it, it is better than *Incremental Algorithm* in expect.

8.3 Detecting the minimum average weight cycle

An average weight of a cycle denotes the total sum of the weight of the cycle divided by the total count of the cycle. Karp[18] found an algorithm to solve it in $O(MN)$. In random graph or grid graph, we have a $O(M \lg W)$ algorithm in expect, W stands the max weight of the edges.

Using dichotomy, we decide a C . If the answer average weight cycle is C , for each edge minus C , there will be a zero cycle. If C is greater than the answer, each edge minus C there will be a negative cycle. If C is lower, there will be no negative or zero cycle.

Raffica algorithm is $O(M + N)$ detecting negative cycles in expect. So we can easily conclude that the total time complexity is $O(M \lg W)$.

9. COMPARISON

We listed 2 lists to compare each classical algorithms and my algorithm on SSSP and APSP.

You can see that, in random graph or traffic problem, Raffica algorithm has linear complexity, which is absolutely fastest. Thorup's algorithm is also linear, which should be the fastest too. But it can only handle undirected graph, and it is actually extremely slow on real running time. My one doesn't, which means it can replace Dijkstra's algorithm in random graph or traffic problems.

On handling graphs with arbitrary weights, my algorithm is almost completely better than other algorithms.

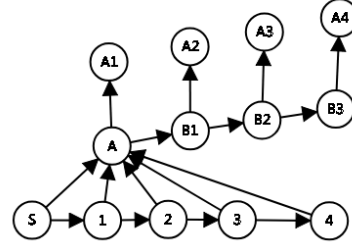


Figure 6: Reconstructed Worst case

10. OPEN PROBLEM

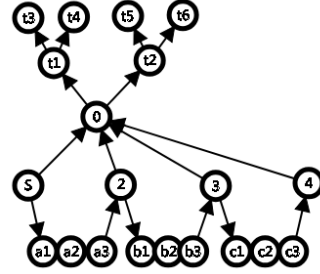


Figure 7: Worst case that can hardly be reconstructed

Figure 3 is the worst case scenario. This case may often appear in real life. We can easily transform it to the figure 6 scenario. For the vertex with many out degrees, we separate these edges into those vertices. It is easy to see the correctness of the transformation. And it is easier(linear) to solve for *Raffica algorithm*.

Table 2: SSSP

	Dijkstra(Fib Heap)	Bellman-Ford	SPFA	Raffica	Thorup[24]
Non-negative weighted Random Graph	$O(M + N \lg N)$	$O(MN)$	$O(MD)$	$O(M)$	$O(M)$
Worst Case	$O(M + N \lg N)$	$O(MN)$	$O(MN)$	$O(MN)$	$O(M)$
Negative Cycle Random Graph	unable	$O(MN)$	$O(MN)$	$O(M)$	unable
Arbitrary Weight Random Graph	unable	$O(MN)$	$O(MD)$	$O(M)$	unable
Traffic Problem ^{††}	$O(M + N \lg N)$	$O(MN)$	$O(MN)$	$O(M)$	$O(M)$
Directed Graph	able	able	able	able	unable

Table 3: APSP

	Hagerup[17]	Floyd	SPFA	Raffica	Thorup
Non-negative Weighted Random Graph	$O(MN + N^2 \lg \lg N)$	$O(N^3)$	$O(MND)$	$O(MN)$	$O(MN)$
Worst Case	$O(MN + N^2 \lg \lg N)$	$O(N^3)$	$O(N^2 M)$	$O(N^2 M)$	$O(MN)$
Arbitrary Weight Random Graph	$O(MN + N^2 \lg \lg N)$	$O(N^3)$	$O(MND)$	$O(MN)$	unable
Directed Graph	able	able	able	able	unable

Figure 7 is another status. The 0 vertex has a subtree looked like a binary-tree. We cannot handle it like the upper one. But we can hardly see it in real life. What we can do is to change the method of searching: not BFS or DFS, but an IDFS. I cannot quantitative the effect of this optimization yet.

In conclusion, if there is a vertex with a subtree on the *SP Tree* having $O(N)$ vertices in a particular depth, and we visit it in a particular way, so that those $O(N)$ vertices are updated many times. And that is the worst case.

Another feature of the worst case is there are some vertices visited many times. But even if we separate the in-degree, the in-degree may also appear like a binary-tree.

In this way, we can separate the in-degree and out-degree, improving the worst case to $\Theta(MN/\log N)$. Reconstructing the graph remains an open problem.

We can also use priority queue to improve the worst case. Using an evaluation function, we can let it have a higher priority that the size of sub-tree is small. It can solve the binary-tree status, but it can't tackle all the statuses.

11. ACKNOWLEDGMENTS

Thanks to Mr.Wang, Mr.Wen and anyone who has supported me, and those who used this algorithm to real problem settling, giving me priceless test cases and examples. I am now looking for a (new) university to study CS.

12. REFERENCES

- [1] R. K. Ahuja, K. Mehlhorn, J. Orlin, and R. E. Tarjan. Faster algorithms for the shortest path problem. *Journal of the ACM (JACM)*, 37(2):213–223, 1990.
- [2] R. Bellman. On a routing problem. *Quarterly of Applied Mathematics*, 16(1):87–90, 1958.
- [3] Y. Boykov, O. Veksler, and R. Zabih. Fast approximate energy minimization via graph cuts. *IEEE Transactions on Pattern Analysis and Machine Intelligence*, 23(11):1222–1239, 2002.
- [4] K. Chatterjee, M. Henzinger, S. Krinninger, V. Loitzenbauer, and M. A. Raskin. Approximating the minimum cycle mean. *Theoretical Computer Science*, 547(1):104–116, 2014.
- [5] B. V. Cherkassky, L. Georgiadis, A. V. Goldberg, R. E. Tarjan, and R. F. Werneck. Shortest-path feasibility algorithms: an experimental evaluation. *Journal of Experimental Algorithmics*, 14(12):124312–124312–11, 2010.
- [6] B. V. Cherkassky and A. V. Goldberg. Negative-cycle detection algorithms. *Mathematical Programming*, 85(2):277–311, 1999.
- [7] F. R. K. Chung and L. Lu. The diameter of sparse random graphs. *Advances in Applied Mathematics*, 26(4):257–279, 2001.
- [8] T. H. E. L. Cormen. *Introduction to Algorithms*. MIT Pr, 7 2005.
- [9] E. W. Dijkstra. A note on two problems in connection with graphs. *Numerische Mathematik*, 1(1):269–271, 1959.
- [10] F. Duan. A faster algorithm for the shortest-path problem called spfa. *Xinan Jiaotong Daxue Xuebao/journal of Southwest Jiaotong University*, 29(2), 1994.
- [11] J. Edmonds and R. M. Karp. Theoretical improvements in algorithmic efficiency for network flow problems. *Journal of the Acm*, 19(2):248–264, 1972.
- [12] C. Fan and L. Lu. The average distance in a random graph with given expected degrees. *Internet Mathematics*, 1(1):91–113, 2004.
- [13] R. W. Floyd. Algorithm 97: Shortest path. *Communications of The ACM*, 5(6):345, 1962.
- [14] A. V. Goldberg. Scaling algorithms for the shortest paths problem. In *Acm/sigact-Siam Symposium on Discrete Algorithms*, 25–27 January 1993, Austin, Texas, pages 222–231, 1993.
- [15] A. V. Goldberg. Scaling algorithms for the shortest paths problem. *SIAM Journal on Computing*, 24(3):494–504, 1995.
- [16] A. V. Goldberg and T. Radzik. A heuristic improvement of the bellman-ford algorithm. *Applied Mathematics Letters*, 6(3):3–6, 1993.
- [17] T. Hagerup. Improved shortest paths on the word ram. *international colloquium on automata languages and programming*, pages 61–72, 2000.
- [18] R. M. Karp. A characterization of the minimum cycle mean in a digraph. *Discrete Mathematics*, 23(3):309 – 311, 1978.
- [19] P. Lotstedt and L. R. Petzold. Numerical solution of nonlinear differential equations with algebraic constraints i: Convergence results for backward differentiation formulas. *Mathematics of Computation*, 46(174):491–516, 1986.
- [20] J. Lysgaard. A two-phase shortest path algorithm for networks with node coordinates. *European Journal of Operational Research*, 87(2):368–374, 1995.
- [21] G. E. Pantziou, P. G. Spirakis, and C. D. Zaroliagis. Efficient parallel algorithms for shortest paths in planar digraphs. *Bit Numerical Mathematics*, 32(2):215–236, 1992.
- [22] J. Pedersen, T. Knudsen, and O. Madsen. Topological routing in large-scale networks, 02 2004.
- [23] G. Ramalingam, J. Song, L. Joskowicz, and R. E. Miller. Solving systems of difference constraints incrementally. *Algorithmica*, 23(3):261–275, 1999.
- [24] M. Thorup. Undirected single-source shortest paths with positive integer weights in linear time. *J. ACM*, 46(3):362–394, May 1999.