

# Speeding Up Distributed Gradient Descent by Utilizing Non-persistent Stragglers

Emre Ozfatura<sup>†</sup>, Deniz Gündüz<sup>†</sup> and Sennur Ulukus<sup>‡</sup>

<sup>†</sup>Information Processing and Communications Lab, Dept. of Electrical and Electronic Engineering, Imperial College London, London, UK

<sup>‡</sup>Department of Electrical and Computer Engineering, Institute for Systems Research, University of Maryland, College Park, MD

{m.ozfatura,d.gunduz}@imperial.ac.uk, ulukus@umd.edu

**Abstract**—Distributed gradient descent (DGD) is an efficient way of implementing gradient descent (GD), especially for large data sets, by dividing the computation tasks into smaller sub-tasks and assigning to different computing servers (CSs) to be executed in parallel. In standard parallel execution, per-iteration waiting time is limited by the execution time of the *straggling* servers. Coded DGD techniques have been introduced recently, which can tolerate straggling servers via assigning redundant computation tasks to the CSs. In most of the existing DGD schemes, either with *coded computation* or *coded communication*, the non-straggling CSs transmit one message per iteration once they complete all their assigned computation tasks. However, although the straggling servers cannot complete all their assigned tasks, they are often able to complete a certain portion of them. In this paper, we allow multiple transmissions from each CS at each iteration in order to make sure a maximum number of completed computations can be reported to the aggregating server (AS), including the straggling servers. We numerically show that the average completion time per iteration can be reduced significantly by slightly increasing the communication load per server.

**Index Terms**—Distributed gradient descent, coded computation, coded gradient, polynomial codes, maximum-distance separable codes.

## I. INTRODUCTION

In many machine learning problems, for given  $N$  training data points  $\mathbf{X} = [\mathbf{x}_1, \dots, \mathbf{x}_N]^T$ ,  $\mathbf{x}_i \in \mathbb{R}^k$ , and the corresponding labels  $\mathbf{y} = [y_1, \dots, y_N]^T$ ,  $y_i \in \mathbb{R}$ ,  $i \in [N] \triangleq \{1, 2, \dots, N\}$ , the objective is to minimize the *parameterized empirical loss function*

$$L(\theta) \triangleq \sum_{i=1}^N l((\mathbf{x}_i, y_i), \theta) + \lambda R(\theta), \quad (1)$$

where  $l$  is a task specific function, and  $R(\theta)$  is a regularization factor. This optimization problem is commonly solved by gradient descent (GD), where at each iteration, the parameter vector  $\theta \in \mathbb{R}^k$  is updated along the GD direction:

$$\theta_{t+1} = \theta_t - \eta_t \nabla_{\theta} L(\theta), \quad (2)$$

where  $\eta_t$  is the learning rate at iteration  $t$ , and the gradient is given by  $\nabla_{\theta} = \sum_{i=1}^N \nabla_{\theta} l((y_i, x_i), \theta)$ .

When a large data set is considered, convergence of GD may take a long time, and distributed GD (DGD) techniques have been introduced to speed up the convergence, where the computational task is divided into smaller sub-tasks and distributed across multiple computing servers (CSs) to be executed in parallel. In the beginning of the process, the aggregating server (AS) assigns  $r$  sub-tasks to each CS, which may involve computing the gradient for  $r$  different data points at each iteration. Whenever a CS completes its assigned sub-tasks, it sends the results to the AS, where the results are aggregated to obtain  $\theta_{t+1}$ , which is then transmitted to all the CSs. While distributed operation is essential to handle large data sets, the completion time of each iteration is constrained by the slowest server(s), called the *straggling server(s)*, which can be detrimental for the convergence of the algorithm.

Typically the computation and communication latency of CSs vary over time, and these values are not known in advance for a particular DGD session. The randomness of the persistent straggling servers resembles a packet erasure communication channel, in which the transmitted data packets are randomly erased. Motivated by this analogy, several papers have recently introduced coding theoretic ideas in order to mitigate the effect of straggling servers in DGD [1]–[4]. The main idea behind these schemes is to introduce redundancy when allocating computation tasks to CSs in order to mitigate straggling servers.

More recently, it has been shown that straggler mitigation can be even more efficient for the least squares linear regression problem, which has the following loss function:

$$L(\theta) = \frac{1}{2} \sum_{i=1}^N (y_i - \mathbf{x}_i^T \theta)^2. \quad (3)$$

For this particular model, the gradient is given by

$$\nabla_{\theta} L(\theta) = \mathbf{X}^T \mathbf{X} \theta - \mathbf{X}^T \mathbf{y}. \quad (4)$$

Note that  $\mathbf{X}^T \mathbf{y}$  remains the same throughout the iterations, and the main computation task is to calculate  $\mathbf{X}^T \mathbf{X} \theta$ . In this particular case the problem can be reduced to distributed matrix-matrix multiplication or matrix-vector multiplication, and the linearity of the gradient computation allows exploiting novel ideas from coding theory [1], [5]–[8]. Before the detailed explanation and analysis of these scheme we want to

Classification	UCUC	UCCC	CC
Schemes	[4], [9], [10]	[2], [3], [11]	[1], [5]–[7]

TABLE I: Classification of DGD algorithms according to straggler avoidance.

Classification	without pre-processing	pre-processing
Schemes	[2], [3], [7], [11]	[1], [5], [6], [8]

TABLE II: Classification of DGD algorithms according to pre-processing.

emphasize that in most of the straggling avoidance techniques designed for DGD, it is assumed that the straggling servers have no contribution to the computational task. However, in practice, *non-persistent* straggling servers are capable of completing a certain portion of their assigned tasks. Therefore, our main objective in this paper is to redesign the straggling avoidance techniques in a way that computational capacity of the non-persistent stragglers can also be utilized. We first focus on the DGD scheme for the linear regression problem, then we consider another DGD strategy with uncoded computation, which can be applied to a general loss function.

#### A. Straggler Avoidance Techniques

In general, DGD schemes can be classified under three groups based on the employed straggling avoidance strategy; namely, 1) uncoded computation with uncoded communication (UCUC); 2) uncoded computation with coded communication (UCCC); and finally, 3) coded computation. The first group includes techniques in which the data points or mini-batches are distributed among the CSs, and each CS computes certain gradients, and returns results to the AS. In order to limit the completion time AS can update the parameter vector  $\theta_t$  after receiving only a limited number of gradients. The most common example of such schemes is the stochastic gradient descent (SGD) approach with several different implementations, such as K-sync SGD, K-batch-sync SGD, K-async SGD and K-batch-async SGD (see [4] for more details on these particular techniques). The schemes in the second group also distribute the data points in a similar fashion, but the computation results, i.e., values of the gradients, are sent to the AS in a coded form to achieve a certain tolerance against slow/straggling CSs [2], [3], [11]. While in uncoded computation the training data points are provided to the CSs as they are, in coded computation they are delivered in coded form [1], [5]–[7]. Classification of some of the DGD techniques in the literature into these three groups is given in Table I. In all these schemes, the main idea is to assign redundant tasks to CSs in order to avoid straggling servers. We assume that  $r$  tasks (these might correspond to  $r$  data points or  $r$  mini-batches depending on the application) assigned to each CS, which will be called *computation load*.

In the *gradient coding* approach [2], an example of UCCC schemes, rows of  $\mathbf{X}$ , denoted by  $\mathbf{x}_1, \dots, \mathbf{x}_N$ , are distributed to the CSs. Each row is assigned to multiple CSs to create redundancy. Each CS computes  $\mathbf{x}\mathbf{x}^T\theta_t$  for all the rows assigned

to it, and sends a linear combination of these computations to the AS. In gradient coding the AS can recover the full gradient by receiving coded gradients from only  $N - r + 1$  CSs, at the expense of increased computation load at the CSs. Alternatively, in coded computation, linear combinations of the rows of  $\mathbf{X}$  are distributed to CSs [7]. For each assigned coded input  $\tilde{\mathbf{x}}$ , the corresponding CS computes  $\tilde{\mathbf{x}}\tilde{\mathbf{x}}^T\theta_t$ , and transmits the result to the AS.

Note that  $\mathbf{W} \triangleq \mathbf{X}^T\mathbf{X}$  in  $\nabla_{\theta}L(\theta)$  remains the same throughout the iterations of the DGD process. Hence, if  $\mathbf{W}$  is computed at the beginning of the process, the AS only requires the results of the inner products  $\mathbf{w}_1^T\theta_t, \dots, \mathbf{w}_N^T\theta_t$ , where  $\mathbf{w}_i$  is the  $i$ th row of  $\mathbf{W}$ . We call those schemes that work directly with data samples  $\mathbf{X}$  as *distributed computation without preprocessing*, and schemes that work with  $\mathbf{W}$  as *distributed computation with preprocessing*. If  $\mathbf{W}$  is available at the AS, the DGD boils down to distributed matrix-vector multiplication, and the linear combinations of the rows  $\mathbf{w}$  can be distributed to CSs as coded inputs [1], [5], [6], [8]. Classification of some of the known techniques in the literature according to pre-processing is given in Table I.

#### B. Communication Load of DGD

Coded computation and communication techniques are designed to ameliorate the effects of slow/straggling servers such that fast servers can compensate for the straggling ones. In most of the existing schemes, each non-straggling CS transmits a single message to the AS at each iteration of the DGD algorithm, while the straggling servers do not transmit at all as they cannot complete their assigned tasks. This restriction leads to a trade-off between the per-server computation load and the *non-straggling threshold*, where the latter denotes the minimum number of CSs that must complete their tasks for the AS to recover all the gradients. This is achieved by assigning redundant computations to each of the CSs. In the extreme case, it may even be sufficient to get the results from only one CS, if all the computation tasks are assigned to each of the CSs.

A smaller non-straggling threshold does not necessarily imply a lower completion time; thus, the number of computations assigned to each CS and the non-straggling threshold should be chosen carefully. Indeed, beyond a threshold on the computation load  $r$  (i.e., the number of computation tasks assigned to each CS) the average completion time starts increasing.

An important limitation of the existing schemes in the literature is that the computations that have been carried out by the straggling servers are discarded, and not used by the AS at all; thus, the computation capacity of the network is underutilized. We show in this paper that the performance of the existing schemes can be improved by allowing communication of multiple messages from the CSs to the AS at each iteration of the employed DGD technique, so that CSs can send the results of partial computations before completing all the assigned computations at the expense of increased *communication load*, which characterizes the average number of total transmissions from the CSs to the AS per iteration. We

remark that the overall impact of the increased communication load on the completion time depends on the distributed system architecture as well as the communication protocol used. The proposed multi-message techniques may be more attractive for special-purpose high performance computing (HPC) architectures employing message passing interface (MPI) rather than physically distributed machines communicating through standard networking protocols [12].

Multiple messages per server per iteration has recently been considered in [5] and [8]. In [5], a hierarchical coded computation scheme is proposed, in which the computation tasks  $\mathbf{w}_1\boldsymbol{\theta}, \dots, \mathbf{w}_N\boldsymbol{\theta}$  are divided into  $L$  disjoint *layers*. For each layer  $l$  an  $(n_l, k_l)$  MDS code is used for encoding the rows of  $\mathbf{W}$ , while the parameters  $(n_l, k_l)$  are optimized according to the straggling statistics of the servers. Although this scheme provides an improvement compared to single-message schemes, it has two main limitations. First, the code design is highly dependent on the straggling behavior of the server, which is often not easy to predict, and can be time-varying. Second, if a sufficient number of coded computations for a particular layer are received to allow the decoding of the corresponding gradients, any further computations received for this particular layer will be useless. In that sense, a strategy with a single layer, i.e.,  $L = 1$ , is more efficient than when the only concern is the per iteration completion. However, the decoding complexity at the AS is also affects the network performance and this layered structure helps to reduce the decoding complexity. In [8], the authors also consider the multi-message approach, but instead of using MDS code with layered structure they use rateless codes, particularly LT codes, to reduce the decoding complexity.

### C. Objective and Contributions

Although the aforementioned works [5], [8] allow multiple messages per server (per iteration), these schemes consider exclusively the presence of a preprocessing step; that is, instead of the distribution of the rows of matrix  $\mathbf{X}$  (or their coded versions) as computation tasks, rows of matrix  $\mathbf{W}$  are distributed. However, for large data sets it may not be practical to obtain  $\mathbf{W}$ . Hence, we focus on the performance of coded computation and communication schemes that work directly on matrix  $\mathbf{X}$ , allowing multiple messages to be transmitted from each CS at each iteration. Moreover, in certain scenarios the data to be used for DGD may not even be available at the AS, and can be delivered directly to the CSs to reduce the communication costs, and the storage requirements at the AS. Therefore, we also consider uncoded computation techniques.

As we discussed previously, the schemes in the literature focus on minimizing the non-straggling threshold, which does not necessarily capture the average completion time statistics for one iteration of the GD algorithm. Indeed, in certain regimes of computation load  $r$ , the average completion time may be increasing while the non-straggling threshold decreases. Accordingly, in this paper we consider the average completion time as the main performance metric and develop DGD algorithms that can provide a trade-off between the communication and computation loads.

We use the straggling behavior model introduced in [1] to derive a closed form expression for the completion time statistics for both single-message and multi-message communication scenarios. Then we perform extensive Monte-Carlo simulations to compare the performances of different schemes in terms of both the average completion time and the computation load. We also analyze the performance of an uncoded computation and communication scheme for the multi-message scenario, and show that in certain cases it outperforms its coded counterparts, while also significantly reducing the decoding complexity.

## II. CODED COMPUTATION

Now we explain the coded computation strategy when there is no pre-processing step, i.e.,  $\mathbf{W}$  is not known in advance. For a given computational load constraint  $r$ , also called as the repetition factor,  $r$  coded rows,  $\tilde{\mathbf{x}}_i^{(1)}, \dots, \tilde{\mathbf{x}}_i^{(r)}$  are assigned to  $CS_i$  to do the following computations<sup>1</sup>  $\tilde{\mathbf{x}}_i^{(1)}(\tilde{\mathbf{x}}_i^{(1)})^T \boldsymbol{\theta}, \dots, \tilde{\mathbf{x}}_i^{(r)}(\tilde{\mathbf{x}}_i^{(r)})^T \boldsymbol{\theta}$ . Then,  $CS_i$  returns the results of these computations to AS, which obtains  $\boldsymbol{\theta}_{t+1}$ . Now we will briefly summarize the Lagrange coded computation method introduced in [7], which utilizes polynomial interpolation for the code design.

### A. Lagrange Polynomial

Consider the following polynomial

$$f(z) \triangleq \sum_{i \in [N]} \mathbf{a}_i \prod_{j \in [N] \setminus \{i\}} \frac{z - \alpha_j}{\alpha_i - \alpha_j}, \quad (5)$$

where  $\alpha_1, \dots, \alpha_N$  are  $N$  distinct real numbers, and  $\mathbf{a}_1, \dots, \mathbf{a}_N$  are vectors of size  $1 \times k$ . The main feature of the given polynomial is that;  $f(\alpha_i) = \mathbf{a}_i$ , for  $i \in [N]$ . Let us consider another polynomial

$$h(z) = f(z)f(z)^T \boldsymbol{\theta}, \quad (6)$$

such that<sup>2</sup>  $h(\alpha_i) = \mathbf{a}_i \mathbf{a}_i^T \boldsymbol{\theta}$ . Hence, if the coefficients of polynomial  $h(z)$  are known, then the term  $\sum_{i=1}^N \mathbf{a}_i \mathbf{a}_i^T \boldsymbol{\theta}_t$  can be obtained easily. We remark that the degree of the polynomials  $f(z)$  and  $h(z)$  are  $N-1$  and  $2N-2$ , respectively. Accordingly, if the value of  $h(z)$  at  $2N-1$  different points are known then all its coefficients can be obtained via polynomial interpolation. This is the key notion behind Lagrange coded computation, which is explained in the next subsection.

### B. Lagrange Coded Computation (LCC)

For given  $r$  and  $N$ , the rows of  $\mathbf{X}$ ,  $\mathbf{x}_1, \dots, \mathbf{x}_N$ , are divided into  $r$  disjoint groups, each of size  $N/r$ , and the rows in each group are ordered according to their indices. Let  $\mathbf{x}_{k,j}$  denote the  $j$ th row in the  $k$ th group, and  $\mathbb{X}_k$  denote all the rows in the  $k$ th group. Then, for distinct real numbers  $\alpha_1, \dots, \alpha_{N/r}$ , we form the following polynomial that takes the rows in  $\mathbb{X}_k$  as its coefficients:

$$f_k(z) = \sum_{i \in [N/r]} \mathbf{x}_{k,i} \prod_{j \in [N/r] \setminus \{i\}} \frac{z - \alpha_j}{\alpha_i - \alpha_j}, \quad k \in [r]. \quad (7)$$

<sup>1</sup>Throughout the paper, for simplicity, we assume that number of data points are equal to number of servers, i.e.,  $N = K$ , although these schemes are valid for any  $N, K$  pair.

<sup>2</sup>We dropped the time index on  $\boldsymbol{\theta}$  for brevity.

Coded vectors  $\tilde{\mathbf{x}}_i^{(k)}$  for  $CS_i$ ,  $i \in [N]$ ,  $k \in [r]$ , are obtained from polynomials  $f_k(z)$ , simply by evaluating them at real number  $\beta_i$ , i.e.,  $\tilde{\mathbf{x}}_i^{(k)} = f(\beta_i)$ . At each iteration  $CS_i$  returns the value of

$$\sum_{k=1}^r f_k(\beta_i) f_k(\beta_i)^T \boldsymbol{\theta}_t. \quad (8)$$

Now, consider the following polynomial

$$H(z) = \sum_{k=1}^r f_k(z) f_k(z)^T \boldsymbol{\theta}_t, \quad (9)$$

whose value at  $\beta_i$  is returned by  $CS_i$ . From the Lagrange polynomial structure explained in the previous section

$$\sum_{j=1}^{N/r} H(\alpha_j) = \mathbf{X}^T \mathbf{X} \boldsymbol{\theta}_t, \quad (10)$$

and the degree of polynomial  $H(z)$  is  $2(N/r) - 2$ ; and thus, the non-straggling threshold for LCC is given by  $K_{th}(r) = 2N/r - 1$ . We note that when  $N$  is not divisible by  $r$ , then zero-valued data points can be added to  $\mathbf{X}$  to make it divisible by  $r$ . Hence, in general the non-straggling threshold  $K_{th}(r) = 2\lceil N/r \rceil - 1$ .

### C. LCC with Multi-Message Communication

LCC is originally proposed in [7] considering single-message per server per iteration. Hence, for given  $N$  and  $r$ ,  $r$  structurally identical polynomials, each of degree  $N/r - 1$ , are constructed using different coefficients. Then, these polynomials are evaluated at particular points, and the results for the  $r$  polynomials are delivered to  $CS_i$  as  $r$  distinct coded data points. Although this original version of LCC is not designed for multi-message communication, it can be adapted by using a single polynomial  $f(z)$  of degree  $N - 1$ , instead of using  $r$  polynomials each of degree  $N/r - 1$ . To this end, let  $f(z)$  be defined as

$$f(z) \triangleq \sum_{i=1}^N \mathbf{x}_i \prod_{j \in [N] \setminus \{i\}} \frac{z - \alpha_j}{\alpha_i - \alpha_j}, \quad (11)$$

where  $\alpha_1, \dots, \alpha_N$  are  $N$  distinct real numbers. Now consider the polynomial

$$h(z) \triangleq f(z) f(z)^T \boldsymbol{\theta}_t, \quad (12)$$

such that  $h(\alpha_i) = \mathbf{x}_i \mathbf{x}_i^T \boldsymbol{\theta}_t$ . Consequently, if the polynomial  $h(z)$  is known at the AS, then the full gradient  $\sum_{i=1}^N h(\alpha_i) = \sum_{i=1}^N \mathbf{x}_i \mathbf{x}_i^T \boldsymbol{\theta}_t$  can be obtained. To this end,  $r$  coded rows  $\tilde{\mathbf{x}}_i^{(1)}, \dots, \tilde{\mathbf{x}}_i^{(r)}$ , which are assigned to  $CS_i$ , are constructed by evaluating  $f(z)$  at  $r$  different points,  $\beta_i^{(1)}, \dots, \beta_i^{(r)}$ , i.e.,

$$\tilde{\mathbf{x}}_i^{(j)} = f(\beta_i^{(j)}), \quad i \in [N], j \in [r]. \quad (13)$$

$CS_i$  computes  $\tilde{\mathbf{x}}_i^{(1)} (\tilde{\mathbf{x}}_i^{(1)})^T \boldsymbol{\theta}_t, \dots, \tilde{\mathbf{x}}_i^{(r)} (\tilde{\mathbf{x}}_i^{(r)})^T \boldsymbol{\theta}_t$ , and transmits the resultant vector to the AS after each computation. Hence, each coded computation at  $CS_i$  corresponds to the value of polynomial  $h(z)$  at point  $\beta_i^{(j)}$ . The degree of the polynomials  $f(z)$  and  $h(z)$  are  $N - 1$  and  $2(N - 1)$ , respectively which implies that  $h(z)$  can be interpolated from its values at any  $2N - 1$  distinct points. Hence, any  $2N - 1$  computations received from any subset of the CSs are sufficient to obtain the full gradient.

We note that, in the original LCC scheme coded data points

are constructed evaluating  $r$  different polynomials at the same data point, whereas in the multi-message LCC scheme, coded data points are constructed evaluating a single polynomial at  $r$  distinct points. In multi-message scenario, per iteration completion time can be reduced since the partial computations of the non-persistent stragglers are also utilized; however, at the expense of additional communication load.

Nevertheless, it is possible to set the number of polynomials to a different value to seek balance between the communication load and the per iteration completion time.

### III. UNCODED COMPUTATION AND COMMUNICATION (UCUC)

In UCUC, the data points are divided into  $K$  groups, and each group is assigned to a different CS. While the per iteration completion time is determined by the slowest server in this case, it can be reduced by assigning multiple data points to each server, and allowing each server to communicate the result of its computation for each data point right after its completion. Let  $\mathbf{A}$  be the assignment matrix for the data points, where  $\mathbf{A}(j, k) = i$  means that the  $i$ th data point is computed by the  $k$ th CS in the  $j$ th order.

An easy and efficient way of constructing  $\mathbf{A}$  is to use a circular shift matrix, where

$$\mathbf{A}(j, :) = \text{cirshift}([1 : N], -(j - 1)). \quad (14)$$

For instance, for  $N = K = 10$  and  $r = 4$ , we have:

$$\mathbf{A} = \begin{bmatrix} 1 & 2 & 3 & 4 & 5 & 6 & 7 & 8 & 9 & 10 \\ 2 & 3 & 4 & 5 & 6 & 7 & 8 & 9 & 10 & 1 \\ 3 & 4 & 5 & 6 & 7 & 8 & 9 & 10 & 1 & 2 \\ 4 & 5 & 6 & 7 & 8 & 9 & 10 & 1 & 2 & 3 \end{bmatrix}.$$

We highlight that, in the multi-message scenario uncoded communication always outperforms the gradient coding scheme of [2]. In the latter, a necessary condition to obtain the full gradient is that each partial gradient, i.e., gradient corresponding to one data point, is computed by at least one server. It is easy to see that, under this condition, full gradient can also be obtained by UCUC. Hence, the only advantage of the gradient coding scheme is to minimize the communication overhead. Hence, we do not consider a multi-message gradient coding scheme. We note here that the utilization of the non-persistent stragglers in the single-message UCUC scenario is studied in [10]. In the scheme proposed in [10], instead of sending each gradient separately, each CS transmits the sum of the gradients computed up until a specified time constraint, and, these sums are combined at the AS using different weights.

### IV. PER ITERATION COMPLETION TIME STATISTICS

In this section, we analyze the statistics of per iteration completion time  $T$  for the DGD schemes introduced above. For the straggling behavior, we adopt the model in [1] and [5], and assume that the probability of completing  $s$  computations at any server, such as multiplying  $\boldsymbol{\theta}$  with  $s$  different coded rows  $\tilde{\mathbf{w}}$ , by time  $t$  is given by

$$F_s(t) \triangleq \begin{cases} 1 - e^{-\mu(\frac{t}{s} - \alpha)}, & \text{if } t \geq s\alpha, \\ 0, & \text{else.} \end{cases} \quad (15)$$

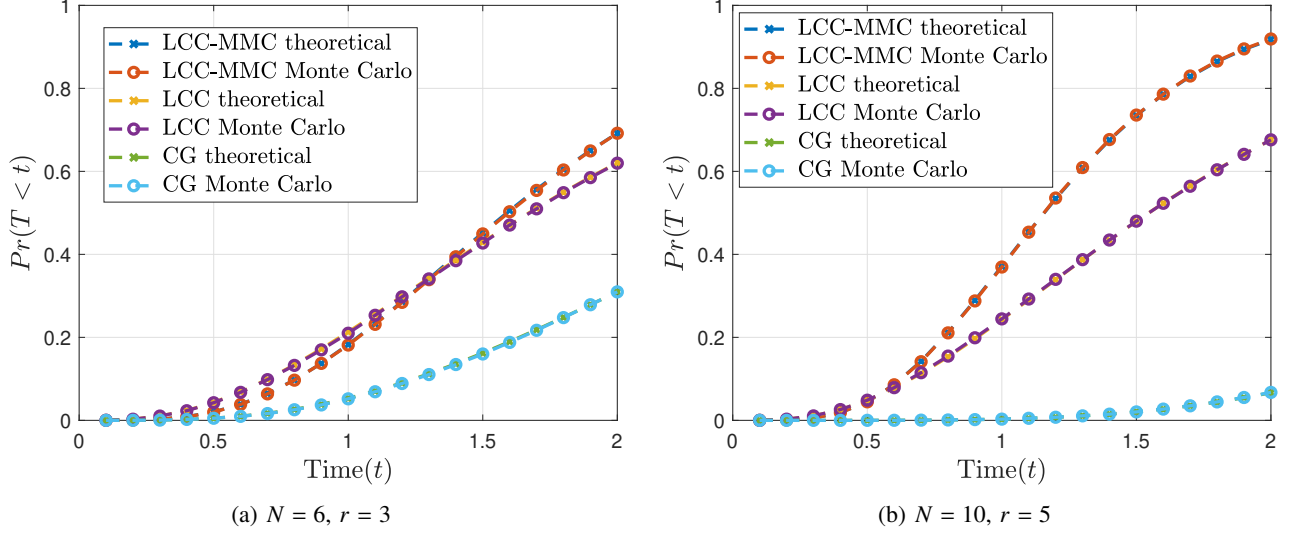


Fig. 1: Per iteration completion time statistics.

The statistical model considered above is a shifted exponential distribution, such that the duration of a computation cannot be less than  $\alpha$ . We also note that, although the overall computation time at a particular CS has an exponential distribution, the duration of each computation is assumed to be identical. Further, let  $P_s(t)$  denote the probability of completing exactly  $s$  computations by time  $t$ . We have

$$F_s(t) = \sum_{s'=s}^r P_{s'}(t), \quad (16)$$

where  $P_r(t) = F_r(t)$ , since there are a total of  $r$  computations assigned to each user. One can observe from (16) that  $P_s(t) = F_s(t) - F_{s+1}(t)$ , hence  $P_s(t)$  can be written as follows:

$$P_s(t) = \begin{cases} 0, & \text{if } t < s\alpha, \\ 1 - e^{-\mu(\frac{t}{s} - \alpha)}, & s\alpha \leq t < (s+1)\alpha, \\ e^{-\mu(\frac{t}{s+1} - \alpha)} - e^{-\mu(\frac{t}{s} - \alpha)}, & (s+1)\alpha < t, \end{cases} \quad (17)$$

We divide the CSs into  $r+1$  groups according to the number of computations completed by time  $t$ . Let  $N_s$  be the number of CSs that have completed computing exactly  $s$  computations by time  $t$ ,  $s = 0, \dots, r$ , and define  $\mathbf{N}(t) \triangleq (N_0, \dots, N_r)$ . The probability of this particular realization is given by

$$\Pr(\mathbf{N}(t)) = \prod_{s=0}^r P_s(t)^{N_s} \binom{K - \sum_{j<s} N_j}{N_s}. \quad (18)$$

At this point, we introduce  $M(t)$ , which denotes the total number of computations completed by all the CSs by time  $t$ , i.e.,  $M(t) \triangleq \sum_{s=1}^r s \times N_s$ , and let  $M_{th}$  denote the threshold for obtaining the full gradient<sup>3</sup>. Hence, the probability of completing the required computations by time  $t$ ,  $\Pr(T \leq t)$ , is given by  $\Pr(M(t) \geq M_{th})$ . Consequently, we have

$$\Pr(T \leq t) = \sum_{N(t): M(t) \geq M_{th}} \Pr(\mathbf{N}(t)), \quad (19)$$

<sup>3</sup>Recall that this threshold is either  $N$  or  $2N-1$  depending on the existence of a preprocessing step.

and

$$E[T] = \int_0^\infty \Pr(T > t) dt = \int_0^\infty \left[ 1 - \sum_{N(t): M(t) \geq M_{th}} \Pr(\mathbf{N}(t)) \right] dt. \quad (20)$$

Per iteration completion time statistics of non-straggler threshold based schemes can be derived similarly. For a given non-straggler threshold  $K_{th}$ , and per server computation load  $r$ , we can write

$$\Pr(T \leq t) = \sum_{k=K_{th}}^N \binom{N}{k} (1 - e^{-\mu(\frac{t}{r} - \alpha)})^k (e^{-\mu(\frac{t}{r} - \alpha)})^{N-k}, \quad (21)$$

when  $t \geq r\alpha$ , and 0 otherwise.

## V. NUMERICAL RESULTS

In this section, we first verify the correctness of the expressions provided for the per iteration completion time statistics in (19) and (21), through Monte Carlo simulations with 100000 different realizations. Then, we will show that the multiple-message communication approach can reduce the average per-iteration completion time  $E[T]$ . In particular, we analyze the per iteration completion time of the DGD schemes, such as coded gradient (CG), Lagrange coded computation (LCC), and LCC with multi-message communication (LCC-MMC). For the simulations we consider two different settings, with  $K = N = 6, r = 3$  and  $K = N = 10, r = 5$ , respectively, and we use the cumulative density function (CDF) in (15) with parameters  $\mu = 10$  and  $\alpha = 0.01$  for the computational time statistics.

In Fig.1 we plot the CDF of the per iteration completion time  $T$  for CG, LCC, and LCC-MMC schemes according to closed form expressions derived in the previous section and Monte Carlo simulations. we observe from Fig. 1 that the provided closed-form expressions coincide with the results from the Monte Carlo simulations. We also observe that,

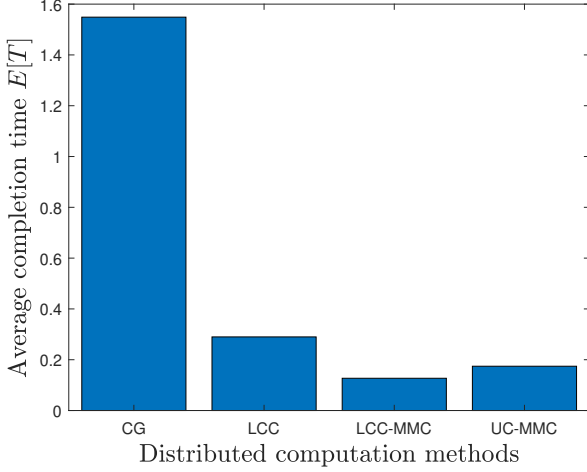


Fig. 2: Average completion time per iteration for  $K = N = 40$  and  $r = 10$ .

although the LCC-MMC and LCC schemes perform closely in the first scenario, LCC-MMC outperforms the LCC scheme in the second scenario. This is because, when the per user computation load  $r$  is increased, it will take more time for even the fast CSs to complete all the assigned computations, which results in higher number of non-persistent stragglers. Hence, the performance gap between LCC-MMC and LCC increases with  $r$ . Similarly, we also observe that CG performs better for small  $r$  when the  $N/r$  ratio is preserved.

Next, we consider the setup from [7], where  $N = 40$  CSs are assigned  $K = 40$  tasks to be computed at each iteration, where  $r = 10$  different computations are assigned to each server. Again, we use the distribution in (15) with parameters  $\mu = 10$  and  $\alpha = 0.01$ . We compare the performance of the CG, LCC and LCC-MMC schemes, as well as the uncoded scheme with multi-message communication, UC-MMC as illustrated in Fig. 2. We observe that the coded LCC-MMC approach can provide approximately 50% reduction on the average per iteration completion time compared to LCC, and more than 90% reduction compared to GC. A more interesting result is that the UC-MMC scheme outperforms both LCC and GC. This result is especially important since UC-MMC has no decoding complexity at the AS. Hence, when the decoding time of AS is also included in the average per iteration completion time this improvement will be even more significant.

Finally, we analyze the performance of the various DGD schemes with respect to parameter  $r$ . We consider the previous setup with  $N = K = 40$ , and consider different  $r$  values of  $r = 2, 4, \dots, 20$ . For the performance analysis, we consider both the average per iteration completion time  $E[T]$  and the communication load (average total number of transmissions), and the results obtained from 100000 Monte Carlo realizations are illustrated in Fig. 3. From Fig. 3(a), we observe that the UC-MMC scheme consistently outperforms LCC. More interestingly, UC-MMC performs very close to LCC-MMC, and for a small  $r$ , such as  $r = 2$ , it can even outperform UC-

MMC. Hence, in terms of the computation load UC-MMC can be considered as a better option compared to LCC especially when  $r$  is low.

On the other hand, from Fig. 3(b) we observe that, in terms of the communication load the best scheme is LCC, while the UC-MMC introduces the highest communication load. We also observe that communication load of the LCC-MMC scheme remains constant with  $r$ , whereas that of the LCC (UC-MMC) scheme monotonically decreases (increases) with  $r$ . Accordingly, the communication load of the LCC and UC-MMC schemes are closest at  $r = 2$ . From both Fig. 3(a) and Fig. 3(b) we note that, when  $r$  is low, e.g., when the CSs have small storage capacity, UC-MMC may outperform the LCC scheme in terms of the average per iteration completion time including the decoding time as well.

**Remark 1.** An important issue that affects the performance (i.e., the average per iteration completion time) is the decoding complexity at the AS. Among these three schemes, UC-MMC has the lowest decoding complexity, while LCC-MMC has the highest.

However, as discussed in Section II, the number of transmissions as well as the decoding complexity can be reduced via increasing the number of polynomials used in the decoding process. To illustrate this, we consider a different implementation of the LCC-MMC scheme, where two polynomials are used in the encoding part, denoted by LCC-MMC-2. In this scheme, for given  $r$ , the coded inputs correspond to the evaluation of two polynomials with degree  $N-1$  at  $r/2$  different points. Each CS sends a partial result after execution of two computations, which correspond to the evaluation of these two polynomials at the same point. Since two polynomials are used in the encoding, the number of transmissions is reduced approximately to half compared to LCC-MMC as illustrated in Fig. 4(b). Although a noticeable improvement is achieved in the communication load, we observe a relatively small increase in the average per iteration completion time as illustrated in Fig. 4(a).

Overall, the optimal strategy highly depends on the network structure. When the performance of the distributed computation network is dominated by the CSs' completion time, then the LCC-MMC becomes the best scheme. This might be the case when the workers represent GPUs or CPUs on the same machine. On the other hand, if the communication load is the bottleneck, then LCC becomes the best scheme especially when the servers have enough storage capacity, i.e., large  $r$ . However, as we observe in Fig. 4, the communication load and the average per iteration completion time can be balanced via playing with the number of polynomials used in the encoding process; hence, the per iteration completion time can be reduced further without causing excessive increase in the communication load.

We also observe that when the CSs have a small storage capacity, i.e., small  $r$ , UC-MMC has the best performance in terms of the per iteration completion time. Moreover, when the decoding complexity is taken into account, UC-MMC can be preferable to the coded computation schemes. Another advantage of the UC-MMC scheme is its applicability to K-

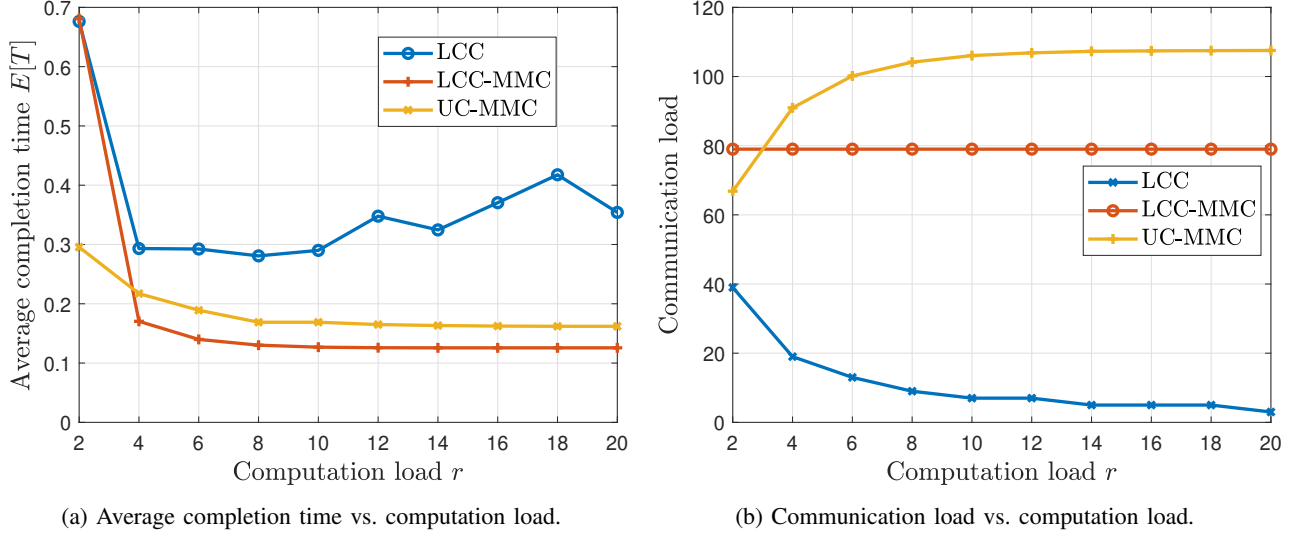


Fig. 3: Per iteration completion time and communication load statistics.

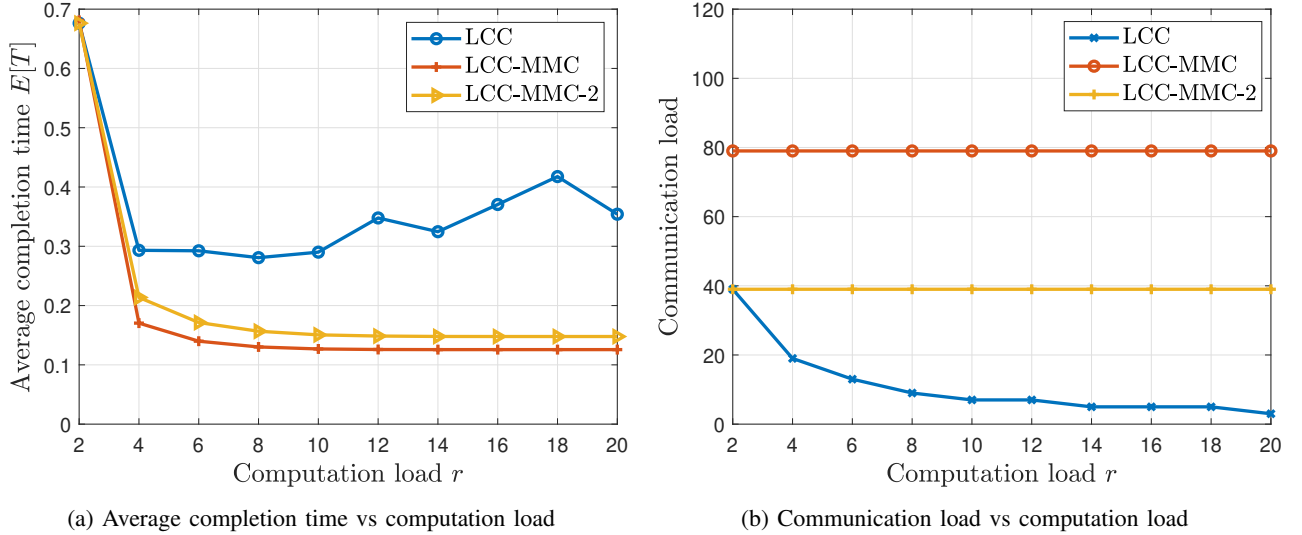


Fig. 4: Per iteration completion time and communication load statistics.

batch SGD. The coded computation approaches are designed to obtain the full gradient; hence, at each iteration, they wait until they can recover all the gradient values. However, in the K-batch scenario the parameter vector  $\theta_t$  is updated when any  $K$  gradient values, corresponding to different batches (data points), are available at the AS. Using gradients corresponding to  $K$  data points, instead of the full gradient, the per iteration completion time can be reduced. To this end, we consider a partial gradient scheme with multi-message communication, UC-MMC-PG, with 5% tolerance, i.e.,  $K = N \times 0.95$ . We plot the average completion time and communication loads for different values of  $r$  in Fig. 5. The results show that when  $r$  is small, UC-MMC-PG can reduce the average completion time up to 70% compared to LCC, and up to 33% compared to UC-MMC; while only two gradient values are missing at each iteration. In addition to the improvement in average

completion time, the UC-MMC-PG scheme can also reduce the communication load as shown in Fig. 5(b). We remark that in the K-batch approach the gradient used for each update is less accurate compared to the full-gradient approach; however, since the parameter vector  $\theta_t$  is updated over many iterations, K-batch approach may converge to the optimal value faster compared to the full-gradient approach.

## VI. CONCLUSIONS AND FUTURE DIRECTIONS

We have analyzed the performance of different DGD schemes when multi-message communication is allowed from each server at each iteration of the DGD algorithm. We first provided a closed-form expression for the per iteration completion time statistics of these schemes, and verified our results with extensive Monte Carlo simulations. Then, we compared the performances of these schemes in terms of the

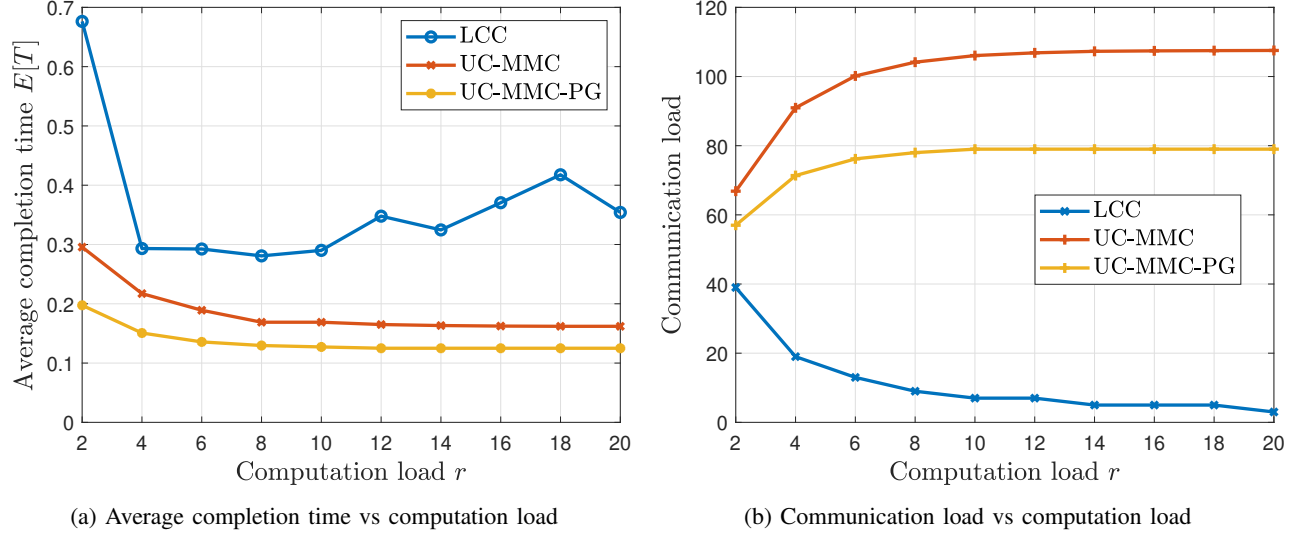


Fig. 5: Per iteration completion time and communication load statistics.

average computation and communication loads incurred. We have observed that under multi-message scenario the completion time can be reduced significantly with an increase in the communication load. Depending on the network structure multi-message scheme can be adjusted to seek a balance between the communication load and the completion time. We also observe that uncoded computation with simple circular shift can be a more efficient DGD scheme compared to the coded computation schemes when the servers have limited storage capacity. As a future extension of this work we will analyze the overall performance of these schemes in a practical setup for a more realistic comparison.

## REFERENCES

- [1] K. Lee, M. Lam, R. Pedarsani, D. Papailiopoulos, and K. Ramchandran, "Speeding up distributed machine learning using codes," *IEEE Trans. on Information Theory*, vol. 64, no. 3, pp. 1514–1529, Mar. 2018.
- [2] R. Tandon, Q. Lei, A. G. Dimakis, and N. Karampatziakis, "Gradient coding: Avoiding stragglers in distributed learning," in *Proceedings of the 34th International Conference on Machine Learning*, ser. Proc. Machine Learning Research, D. Precup and Y. W. Teh, Eds., vol. 70, Sydney, Australia, Aug. 2017, pp. 3368–3376.
- [3] W. Halbawi, N. A. Ruhi, F. Salehi, and B. Hassibi, "Improving distributed gradient descent using Reed-Solomon codes," *CoRR*, vol. abs/1706.05436, 2017. [Online]. Available: <http://arxiv.org/abs/1706.05436>
- [4] S. Dutta, G. Joshi, S. Ghosh, P. Dube, and P. Nagpurkar, "Slow and stale gradients can win the race: Error-runtime trade-offs in distributed SGD," in *The 21st International Conference on Artificial Intelligence and Statistics (AISTATS)*, 2018.
- [5] N. Ferdinand and S. C. Draper, "Hierarchical coded computation," in *IEEE Int'l Symp. on Information Theory (ISIT)*, Vail, CO, Jun. 2018.
- [6] R. K. Maity, A. S. Rawat, and A. Mazumdar, "Robust gradient descent via moment encoding with ldpc codes," *SysML Conference*, 2018.
- [7] S. Li, S. M. M. Kalan, Q. Yu, M. Soltanolkotabi, and A. S. Avestimehr, "Polynomially coded regression: Optimal straggler mitigation via data encoding," *CoRR*, vol. abs/1805.09934, 2018. [Online]. Available: <http://arxiv.org/abs/1805.09934>
- [8] A. Mallick, M. Chaudhari, and G. Joshi, "Rateless codes for near-perfect load balancing in distributed matrix-vector multiplication," *CoRR*, vol. abs/1804.10331, 2018. [Online]. Available: <http://arxiv.org/abs/1804.10331>
- [9] S. Li, S. M. M. Kalan, A. S. Avestimehr, and M. Soltanolkotabi, "Near-optimal straggler mitigation for distributed gradient methods," *CoRR*, vol. abs/1710.09990, 2017. [Online]. Available: <http://arxiv.org/abs/1710.09990>
- [10] N. Ferdinand, B. Gharachorloo, and S. C. Draper, "Anytime exploitation of stragglers in synchronous stochastic gradient descent," in *IEEE Int'l Conf. on Machine Learning and Applications (ICMLA)*, Dec. 2017, pp. 141–146.
- [11] M. Ye and E. Abbe, "Communication-computation efficient gradient coding," *CoRR*, vol. abs/1802.03475, 2018. [Online]. Available: <http://arxiv.org/abs/1802.03475>
- [12] T. Ben-Nun and T. Hoeffler, "Demystifying parallel and distributed deep learning: An in-depth concurrency analysis," *CoRR*, vol. abs/1802.09941, 2018. [Online]. Available: <http://arxiv.org/abs/1802.09941>