

redundancy per sample when some values may be missing, where redundancy is defined by the difference between the expected compression ratio and entropy for a given pair of coding and source. Section 5 summarizes the results and presents directions for future work.

II. FOREST LEARNING FROM COMPLETE DATA

We assume that each random variable takes a finite number of values. By a forest, we mean an undirected graph without any loops. If vertex and edge sets are given by $V = \{1, \dots, p\}$ and a subset E of $\{\{i, j\} | i, j \in V, i \neq j\}$, respectively, then we have a distribution in the form

$$P'_X(X^{(1)}, \dots, X^{(p)}) := \prod_{i \in V} P(X^{(i)}) \prod_{\{i, j\} \in E} \frac{P(X^{(i)}, X^{(j)})}{P(X^{(i)})P(X^{(j)})}. \quad (1)$$

Moreover, if we specify the probabilities $\{P(X^{(i)})\}_{i \in V}$ and $\{P(X^{(i)}, X^{(j)})\}_{\{i, j\} \in E}$, then the distribution (1) is uniquely determined. For example, although the distributions

$$\begin{aligned} & P(X^{(2)})P(X^{(1)}|X^{(2)})P(X^{(3)}|X^{(2)})P(X^{(5)}|X^{(2)}) \\ & \cdot P(X^{(4)}|X^{(3)})P(X^{(6)})P(X^{(7)}|X^{(6)}) \end{aligned}$$

and

$$\begin{aligned} & P(X^{(4)})P(X^{(3)}|X^{(4)})P(X^{(2)}|X^{(3)})P(X^{(5)}|X^{(2)}) \\ & \cdot (X^{(1)}|X^{(2)})P(X^{(7)})P(X^{(6)}|X^{(7)}) \end{aligned}$$

may be expressed by directed acyclic graphs as in Figure 1 (a) and Figure 1 (b), respectively, both can be expressed by the distribution

$$\begin{aligned} & P(X^{(1)})P(X^{(2)})P(X^{(3)})P(X^{(4)})P(X^{(5)})P(X^{(6)}) \\ & \cdot P(X^{(7)}) \cdot \frac{P(X^{(1)}, X^{(2)})}{P(X^{(1)})P(X^{(2)})} \cdot \frac{P(X^{(2)}, X^{(3)})}{P(X^{(2)})P(X^{(3)})} \\ & \cdot \frac{P(X^{(2)}, X^{(5)})}{P(X^{(2)})P(X^{(5)})} \cdot \frac{P(X^{(3)}, X^{(4)})}{P(X^{(3)})P(X^{(4)})} \cdot \frac{P(X^{(6)}, X^{(7)})}{P(X^{(6)})P(X^{(7)})} \end{aligned}$$

and the undirected graph in Figure 1 (c), where the vertices $i = 1, 2, 3, 4, 5, 6, 7$ and edges $\{j, k\} = \{1, 2\}, \{2, 3\}, \{2, 5\}, \{3, 4\},$ and $\{6, 7\}$ correspond to $P(X^{(i)})$ and $\frac{P(X^{(j)}, X^{(k)})}{P(X^{(j)})P(X^{(k)})}$, respectively.

First, suppose that the distribution $P_X(X^{(1)}, \dots, X^{(p)})$ is known. We consider maximizing the Kullback-Leibler divergence $D(P_X || P'_X)$ due to approximating the true distribution P_X to a distribution P'_X in the form (1):

$$\begin{aligned} & D(P_X || P'_X) \\ & = -H(1, \dots, p) + \sum_{i \in V} H(i) - \sum_{\{i, j\} \in E} I(i, j), \quad (2) \end{aligned}$$

where $H(1, \dots, p)$, $H(i)$, and $I(i, j)$ are the entropies of $(X^{(1)}, \dots, X^{(p)})$ and $X^{(i)}$, and the mutual information of $(X^{(i)}, X^{(j)})$, respectively. To minimize $D(P_X || P'_X)$, because the first two terms in (2) are constants that do not depend on E , we find that maximizing the mutual information sum $\sum_{\{i, j\} \in E} I(i, j)$ is sufficient. For this purpose, we apply Kruskal's algorithm that, given symmetric non-negative weights $w(i, j) = w(j, i)$, $i, j \in V$, $i \neq j$, obtains a

spanning tree (a connected forest) such that the weight sum is maximized: let E be the empty set and $E' := \{\{i, j\} | i, j \in V, i \neq j\}$ at the beginning, and continue to

- 1) add a pair $\{i, j\}$ to E with the largest $w(i, j) > 0$ among E' if connecting them does not cause any loops to be generated, and
- 2) remove the $\{i, j\}$ from E' (irrespective of whether the $\{i, j\}$ is connected)

until E' is empty. The Chow-Liu algorithm (1968) [4] uses $I(i, j)$ as the weight $w(i, j)$ to minimize $D(P_X || P'_X)$. For example, in Figure 2, if $I(1, 2) > I(1, 3) > I(2, 3) > I(1, 4) > I(3, 4) > I(2, 4) > 0$, then $\{1, 2\}$ and $\{1, 3\}$ are connected at the beginning, but $\{2, 3\}$ will not be connected because connecting 2 and 3 causes a loop to be generated although the pair has the third largest mutual information value. Furthermore, $\{1, 4\}$ is to be connected because it has the fourth largest mutual information value and no loop will be generated. The procedure terminates at this point because a loop will be generated if any additional pair of vertices is connected.

Next, we consider the case in which no distribution but only a data frame is given. In this section, we assume that no value is missing in the data frame.

A naive approach to generate a forest is to estimate a mutual information value $I(i, j)$ by the quantity

$$I^n(i, j) := \sum_x \sum_y \frac{c(x, y)}{n} \log \frac{c(x, y)/n}{c(x)/n \cdot c(y)/n} \quad (3)$$

from the occurrences $c(x), c(y), c(x, y)$ of $X^{(i)}, X^{(j)}, (X^{(i)}, X^{(j)})$ in the n samples and plug $\{I^n(i, j)\}_{i \neq j}$ into the Chow-Liu algorithm. Although $I^n(i, j)$ converges to $I(i, j)$ as n increases, $I^n(i, j)$ is always positive; thus, the Chow-Liu algorithm always generates a spanning tree. For example, two variables are to be connected for $p = 2$ even if they are independent. This is because maximum likelihood may overfit and in such cases, eventually no consistency is obtained.

In 1993, Suzuki [12] proposed replacing the quantity $I^n(i, j)$ by another estimation of mutual information

$$I^n(i, j) - \frac{1}{2n}(\alpha(i) - 1)(\alpha(j) - 1) \log n, \quad (4)$$

where $\alpha(i)$ and $\alpha(j)$ are the numbers of values that $X^{(i)}$ and $X^{(j)}$ take. Later, the same author [13] found that the value of (4) coincides with

$$J^n(i, j) := \frac{1}{n} \log \frac{Q^n(i, j)}{Q^n(i)Q^n(j)} \quad (5)$$

up to $O(1/n)$ terms, where the quantity Q^n , which is termed a Bayes measure and is defined later in this section, is computed from n samples with respect to $(X^{(i)}, X^{(j)})$ and satisfies

$$0 \leq Q^n(i), Q^n(j), Q^n(i, j) \leq 1$$

and

$$\sum Q^n(i), \sum Q^n(j), \sum Q^n(i, j) \leq 1$$

for $n = 1, 2, \dots$.

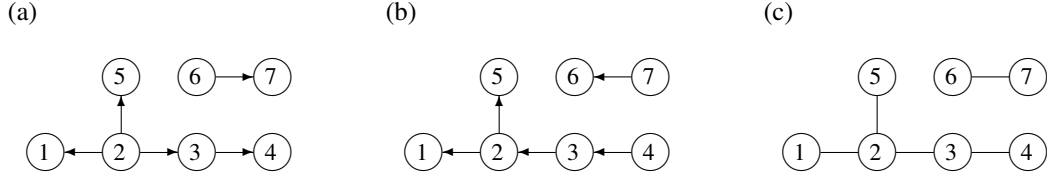
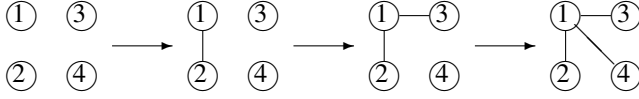


Fig. 1. Factorizations and their directed and undirected graphs.


 Fig. 2. The Chow-Liu algorithm for $I(1,2) > I(1,3) > I(2,3) > I(1,4) > I(3,4) > I(2,4) > 0$

This method is similar to $I^n(i, j)$ in the sense that $J^n(i, j) \rightarrow I(i, j)$ as $n \rightarrow \infty$, but it also has a property that it takes a negative value for large n if and only if $X^{(i)}$ and $X^{(j)}$ are independent, written as $X^{(i)} \perp\!\!\!\perp X^{(j)}$. Moreover, if the prior probability of $X^{(i)} \perp\!\!\!\perp X^{(j)}$ is $0 < q < 1$, then deciding $X^{(i)} \perp\!\!\!\perp X^{(j)}$ if and only if

$$qQ^n(i)Q^n(j) \geq (1-q)Q^n(i, j)$$

maximizes the posterior probability of the decision, which is equivalent to

$$J^n(i, j) \leq 0 \iff I(i, j) = 0 \quad (6)$$

when $q = 0.5$. We can show that the decision (6) is correct for large n , which can be stated as follows:

Proposition 1 (Suzuki [13]): The decision (6) is true with probability one for large n .

We shall now define a Bayes measure. For random variable X that takes zero and one, let θ be the probability of $X = 1$. Then, the probability that independent sequence $X^n = x^n$ with c ones and $n - c$ zeros occurs can be written as $\theta^c(1 - \theta)^{n-c}$. If the prior density $w(\theta)$ of $0 \leq \theta \leq 1$ is available, then by integrating $\theta^c(1 - \theta)^{n-c}w(\theta)$ over $0 \leq \theta \leq 1$, we can compute the measure of $X^n = x^n$ without assuming any specific θ :

$$Q^n(X) = \int_0^1 \theta^c(1 - \theta)^{n-c}w(\theta)d\theta.$$

If the weight is in the form

$$w(\theta) \propto \theta^{a-1}(1 - \theta)^{b-1}$$

with $a, b > 0$, then we obtain the Bayes measure $Q^n(X)$ as

$$Q^n(X) = \frac{\Gamma(a+b)}{\Gamma(n+a+b)} \cdot \frac{\Gamma(c+a)}{\Gamma(a)} \cdot \frac{\Gamma(n-c+b)}{\Gamma(b)}, \quad (7)$$

where $\Gamma(\cdot)$ is the Gamma function $\Gamma(z) = \int_0^\infty t^{z-1}e^{-t}dt$. For example, suppose that $a = b = 0.5$ and $n = 5$. Then, we have

$$\begin{aligned} Q^n(X) &= \frac{1}{5!} \cdot \underbrace{\left(c - \frac{1}{2}\right)\left(c - \frac{3}{2}\right) \cdots \frac{1}{2}}_c \\ &\quad \cdot \underbrace{\left(n - c - \frac{1}{2}\right)\left(n - c - \frac{3}{2}\right) \cdots \frac{1}{2}}_{5-c} \\ &= \begin{cases} 63/2^8, & c = 0, 5 \\ 7/2^8, & c = 1, 4 \\ 3/2^8, & c = 2, 3 \end{cases}. \end{aligned}$$

We define quantities $Q^n(i), Q^n(j), Q^n(i, j)$ similarly to $Q^n(X)$ assuming that $X^{(i)}, X^{(j)}$, and $(X^{(i)}, X^{(j)})$ take values in $A := \{0, 1, \dots, \alpha - 1\}$ ($\alpha \geq 2$), $B := \{0, 1, \dots, \beta - 1\}$ ($\beta \geq 2$), and $A \times B$, respectively; the computation for $\{0, 1\}^n$ can be extended to those for A^n, B^n , and $(A \times B)^n$, respectively. For example, for $A = \{0, 1, \dots, \alpha - 1\}$ with $\alpha \neq 2$, constants a, b and occurrences $c, n - c$ are replaced by $a(x)$ and $c(x)$, respectively, for $x = 0, 1, \dots, \alpha - 1$; thus, the extended formula can be expressed by [7], [14]

$$Q^n(X) = \frac{\Gamma(\sum_x a(x))}{\Gamma(\sum_x (c(x) + a(x)))} \prod_{x=0}^{\alpha-1} \frac{\Gamma(c(x) + a(x))}{\Gamma(a(x))}.$$

For completeness, we show the proofs of the derivations from (5) to (4) and Proposition 1 in Appendices A and B, respectively.

Example 1 (Experiment): We show box plots that depict the realizations of I^n and $\max\{J^n, 0\}$ when the mutual information values are zero and positive, and we find that I^n is always larger than $\max\{J^n, 0\}$, which is due to its overfitting (Figure 3). Specifically, I^n cannot detect independence because the value always exceeds zero.

In contrast, Kruskal's algorithm works even when some weights $w(i, j)$ are either zero or negative: a pair is connected only if the weight is positive. If we apply mutual information values based on (5) rather than (3) to the Chow-Liu algorithm, then it is possible that the value of (5) is negative, which means that the two variables are independent:

Proposition 2: A pair of nodes need not be connected even when connecting them does not cause any loops to be generated.

Proof of Proposition 2: Kruskal's algorithm connects as an edge only nodes with a positive weight. \square

Hence, the Chow-Liu algorithm based on (5) may terminate before causing overfitting. Moreover, via (1), sequentially

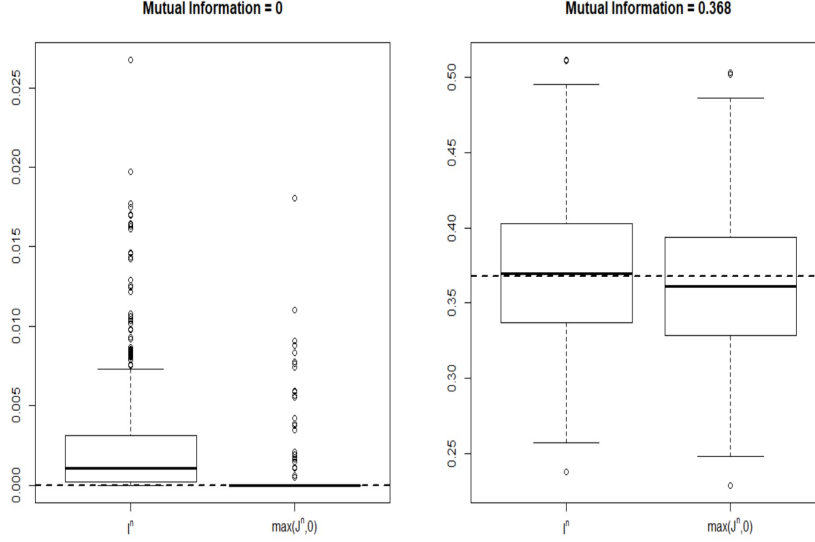


Fig. 3. The values of I^n and $\max\{J^n, 0\}$ when the mutual information values are zero (top) and positive (bottom). Five-hundred pairs of binary sequences of length 200 are generated such that $P(X = 1) = P(Y = 1) = 0.5$. The true mutual information values are zero and 0.368 nats with $P(X \neq Y) = 0.5$ and $P(X \neq Y) = 0.1$, respectively.

choosing an edge with the maximum (5) is equivalent to choosing a forest (V, E) with the maximum

$$R^n(E) := \prod_{i \in V} Q^n(i) \prod_{\{i,j\} \in E} \frac{Q^n(i,j)}{Q^n(i)Q^n(j)}. \quad (8)$$

In fact, the first term on the right-hand side of

$$-\frac{1}{n} \log R^n(E) = \sum_{i \in V} -\frac{1}{n} \log Q^n(i) - \sum_{\{i,j\} \in E} J^n(i,j) \quad (9)$$

is constant irrespective of E , and minimizing $-\frac{1}{n} \log R^n(E)$ and maximizing the sum of $J^n(i,j)$ values over $\{i,j\} \in E$ are equivalent. Therefore, if we prepare the uniform prior over the forests, then the Chow-Liu algorithm based on (5) chooses a forest with the maximum posterior probability given the samples. If the prior probability is given by

$$P(E) = K \prod_{\{i,j\} \in E} \frac{1 - q(i,j)}{q(i,j)},$$

where $K := [\sum_E \prod_{\{i,j\} \in E} \frac{1 - q(i,j)}{q(i,j)}]^{-1}$ and $0 < q(i,j) < 1$, then we can add $-\frac{1}{n} \log P(E)$ to (9) and replace (5) with [13]

$$J^n(i,j) := \frac{1}{n} \log \left\{ \frac{1 - q(i,j)}{q(i,j)} \cdot \frac{Q^n(i,j)}{Q^n(i)Q^n(j)} \right\}.$$

Moreover, consistency also holds. In fact, because $J^n(i,j) \rightarrow I(i,j)$ as $n \rightarrow \infty$, the orders of $\{J^n(i,j)\}$ and $\{I(i,j)\}$ asymptotically coincide, and from (6), the timing when the procedure terminates is asymptotically correct.

Comparing the Chow-Liu algorithms based on $I^n(i,j)$ and $J^n(i,j)$ that maximize the likelihood and posterior probability, respectively, we find that

- 1) $J^n(i,j)$ does not necessarily generate a spanning tree but a forest.
- 2) the edge set generated by $J^n(i,j)$ is not necessarily a subset of the spanning tree generated by $I^n(i,j)$.

III. FOREST LEARNING FROM INCOMPLETE DATA

We consider an extension of the Chow-Liu algorithm based on (5) such that it addresses a data frame that contains missing values. Specifically, we construct quantities $J^n(i,j)$ and $K^n(i,j)$ to generalize (5) to respectively obtain

- 1) a forest that maximizes the posterior probability given a data frame
- 2) a forest that converges to the true one as n increases.

Given a data frame, for each $\{i,j\}$, we compute $\{J^n(i,j)\}$ and $\{K^n(i,j)\}$ based on the samples such that none of the values of $X^{(i)}$ and $X^{(j)}$ are missing.

First, we arbitrarily choose a root $r \in V$ for each connected subgraph of the forest. Let

$$[r] := \{k \in \{1, \dots, n\} | x_{k,r} \text{ is not missing}\},$$

and $Q^n(r)$ be the Bayes measure with respect to the root r for non-missing values $\{x_{k,r}\}_{k \in [r]}$. In particular, r represents one of the p variables, and $Q^n(r)$ is obtained via

$$Q^n(r) = \frac{\Gamma(\sum_x a(x))}{\sum_x (c^*(x) + a(x))} \prod_x \frac{c^*(x) + a(x)}{\Gamma(a(x))},$$

where $c^*(x)$ is the number of the occurrences of $X^{(r)} = x$ in $\{x_{k,r}\}_{k \in [r]}$, and x ranges over the values that $X^{(r)}$ takes. Note that $c(x)$ with $\sum_x c(x) = n$ is replaced by $c^*(x)$ with $\sum_x c^*(x) \leq n$ because some values are missing.

Because each connected subgraph is a spanning tree, a directed path from its root to each vertex in the subgraph is

unique, and a directed edge set \vec{E} is determined from E . We arbitrarily fix a directed edge (i, j) from the upper i to the lower j , and let

$$[i] := \{k \in \{1, \dots, n\} | x_{k,i} \text{ is not missing}\},$$

$$[j] := \{k \in \{1, \dots, n\} | x_{k,j} \text{ is not missing}\},$$

$$[i, j] := \{k \in \{1, \dots, n\} | \text{neither } x_{k,i} \text{ nor } x_{k,j} \text{ are missing}\}.$$

Moreover, let $Q_j^n(i)$, $Q_i^n(j)$, $Q^n(i, j)$, $Q^n(i)$, and $Q^n(j)$ be the Bayes measures with respect to $\{x_{k,i}\}_{k \in [i,j]}$, $\{x_{k,j}\}_{k \in [i,j]}$, $\{x_{k,i}, x_{k,j}\}_{k \in [i,j]}$, $\{x_{k,i}\}_{k \in [i]}$, and $\{x_{k,j}\}_{k \in [j]}$, respectively.

Suppose that we have a data frame consisting of $p = 2$ columns in which the values of the two variables are $(0, *, 1, 1, *)$ and $(0, 1, *, 0, *)$, where "*" denotes missing. Then, $[1, 2] = \{1, 4\}$, $[1] = \{1, 3, 4\}$, and $[2] = \{1, 2, 4\}$ such that the scores $Q_2^5(1, 2)$, $Q_2^5(1)$, $Q_2^5(2)$, $Q^5(1)$, and $Q^5(2)$ are associated with the sequences $(00, 10)$, $(0, 1)$, $(0, 0)$, $(0, 1, 1)$, and $(0, 1, 0)$.

Since $Q^n(i)$ and $Q^n(j)$ depend on $Q_j^n(i)$ and $Q_i^n(j)$, respectively, rather than on $Q^n(i, j)$, the Bayes measure with respect to $[i] \cup [j]$ can be evaluated as

$$Q^n(i, j) \cdot \frac{Q^n(i)}{Q_j^n(i)} \cdot \frac{Q^n(j)}{Q_i^n(j)} = Q^n(i) \cdot \frac{Q^n(i, j)}{Q_j^n(i)} \cdot \frac{Q^n(j)}{Q_i^n(j)}.$$

This means that the Bayes measure with respect to the whole forest is evaluated as

$$\begin{aligned} R^n(E) &= Q^n(r) \prod_{(i,j) \in \vec{E}} \left\{ \frac{Q^n(i, j)}{Q_j^n(i)} \cdot \frac{Q^n(j)}{Q_i^n(j)} \right\} \\ &= \prod_{i \in V} Q^n(i) \prod_{\{i,j\} \in E} \frac{Q^n(i, j)}{Q_j^n(i) Q_i^n(j)}. \end{aligned} \quad (10)$$

Note that $\prod_{i \in V} Q^n(i)$ does not depend on the edge set E and that (8) is a special case of (10).

Since maximizing (10) is equivalent to maximizing the product of $\frac{Q^n(i, j)}{Q_j^n(i) Q_i^n(j)}$ in $(i, j) \in E$, to maximize the posterior probability when the prior distribution over the forests is uniform, it is sufficient to choose $\{i, j\}$ that maximizes

$$J^n(i, j) := \frac{1}{n} \log \frac{Q^n(i, j)}{Q_j^n(i) Q_i^n(j)} \quad (11)$$

among the pairs based on the samples such that none of the values of $X^{(i)}$ and $X^{(j)}$ are missing. We find that (11) contains (5) as a special case in which no value is missing in the n samples for all the pairs. We summarize the above discussion as follows:

Theorem 1: If we apply $\{J^n(i, j)\}_{i \neq j}$ in (11) to the Chow-Liu algorithm, then we obtain a forest with the maximum posterior probability.

Proof of Theorem 1: Maximizing the Bayes measure (10) is equivalent to maximizing (11) at each step of Kruskal's algorithm. Since an optimal solution results even with a greedy choice of such pairs, we obtain a forest with the maximum posterior probability. \square

We find that the value of (11) coincides with the mutual information estimator

$$K^n(i, j) = \frac{1}{n(i, j)} \log \frac{Q^n(i, j)}{Q_j^n(i) Q_i^n(j)} \quad (12)$$

multiplied by the non-missing ratio $n(i, j)/n$, where $n(i, j)$ is the number of non-missing samples for pair $\{i, j\}$, the cardinality of $[i, j]$. Therefore, under $n(i, j) \neq n$ for some $i, j = 1, \dots, p$, it is possible that maximizing the mutual information estimator $K^n(i, j)$ does not necessarily mean maximizing $J^n(i, j)$. Then, we have the following propositions:

Proposition 3: Suppose that $n(i, j) \rightarrow \infty$ as $n \rightarrow \infty$ with probability one for each $i, j = 1, \dots, p$ ($i \neq j$). Then,

$$K^n(i, j) \rightarrow I(i, j) \quad (13)$$

as $n \rightarrow \infty$ with probability one.

Proposition 4: Suppose that $n(i, j) \rightarrow \infty$ as $n \rightarrow \infty$ with probability one for each $i, j = 1, \dots, p$ ($i \neq j$). Then,

$$J^n(i, j) \leq 0 \iff I(i, j) = 0 \iff K^n(i, j) \leq 0 \quad (14)$$

as $n \rightarrow \infty$ with probability one.

Proposition 5: Suppose that $n(i, j) \rightarrow \infty$ as $n \rightarrow \infty$ with probability one for each $i, j = 1, \dots, p$ ($i \neq j$). Then, if we apply $\{K^n(i, j)\}_{i \neq j}$ to the Chow-Liu algorithm, the generated forest is the true one as $n \rightarrow \infty$ with probability one.

Proofs of Propositions 3, 4, and 5: If no missing value exists in the original np ones, from the definitions of $J^n(i, j)$ and $K^n(i, j)$ and Proposition 3, we have

$$J^n(i, j) = K^n(i, j) \leq 0 \iff I(i, j) = 0$$

as $n \rightarrow \infty$ with probability one. The propositions consider an extended case in which some values may be missing. Since the occurrence is independent and identically distributed, $K^n(i, j)$ evaluates independence based on the non-missing $\{(x_{k,h})_{1 \leq h \leq p}\}_{k=k_1, \dots, k_{n(i,j)}}$ with $1 \leq k_1 \leq \dots \leq k_{n(i,j)} \leq n$, where $[i, j] = \{1, \dots, k_{n(i,j)}\}$, such that $K^n(i, j) \rightarrow I(i, j)$ and

$$K^n(i, j) \leq 0 \iff I(i, j) = 0$$

as $n \rightarrow \infty$ with probability one, which proves Proposition 3. Meanwhile, since $J^n(i, j) = \frac{n(i,j)}{n} K^n(i, j)$, we have

$$K^n(i, j) \leq 0 \iff J^n(i, j) \leq 0,$$

which proves Proposition 4. Proposition 5 occurs because the orders of $\{K^n(i, j)\}_{i \neq j}$ and $\{I(i, j)\}_{i \neq j}$ asymptotically coincide (Proposition 3) and the timing when the Chow-Liu algorithm terminates is asymptotically correct (Proposition 4). \square

Finally, we show that Propositions 3 and 5 do not hold for $\{J^n(i, j)\}_{i \neq j}$, which means that in model selection with respect to incomplete data, the model that maximizes the posterior probability may not be asymptotically correct.

As an extreme case, if all of the n values are missing for $X^{(3)}$ among $X^{(1)}$, $X^{(2)}$, and $X^{(3)}$, then even if the values of $I(1, 3)$ and $I(2, 3)$ are large, only $\{1, 2\}$ will be connected:

Proposition 6: Maximizing the posterior probability does not imply asymptotic consistency when selecting models with incomplete data.

We prove the proposition by constructing such a case. In the following example, the p values of $X^{(1)}, \dots, X^{(p)}$ are not missing with a positive probability:

Example 2: We assume that $P(X^{(1)} = 1) = P(X^{(2)} = 1) = P(X^{(3)} = 1) = 1/2$, $P(X^{(1)} \neq X^{(2)}) = P(X^{(1)} \neq X^{(3)}) = \epsilon$ with $0 < \epsilon < 1/2$, and $X^{(2)}$ and $X^{(3)}$ are independent. Then, the true forest should be $E = \{\{1, 2\}, \{1, 3\}\}$ because $P(X^{(2)} \neq X^{(3)})$ is $(1 - \epsilon)^2 + \epsilon^2 > \epsilon$. We also find that

$$K^n(1, 2), K^n(1, 3) \rightarrow 1 - H(\epsilon)$$

and

$$K^n(2, 3) \rightarrow 1 - H((1 - \epsilon)^2 + \epsilon^2).$$

However, if we further assume that $X^{(1)}$ is missing with probability

$$\frac{H((1 - \epsilon)^2 + \epsilon^2) - H(\epsilon)}{1 - H(\epsilon)} < \delta < 1 \quad (15)$$

and that no values of $X^{(2)}$ and $X^{(3)}$ are missing, then we find that $\{J^n(i, j)\}$ asymptotically chooses an incorrect forest because

$$J^n(1, 2), J^n(1, 3) \rightarrow (1 - \delta)(1 - H(\epsilon)),$$

$$J^n(2, 3) \rightarrow 1 - H((1 - \epsilon)^2 + \epsilon^2),$$

and (15) is equivalent to $(1 - \delta)(1 - H(\epsilon)) < 1 - H((1 - \epsilon)^2 + \epsilon^2)$.

Both Chow-Liu algorithms based on $J^n(\cdot)$ and $K^n(\cdot)$ complete in $O(p^2)$ time.

Example 3 (Experiments): For complete data, we used the CRAN package BNSL that was developed by Joe Suzuki and Jun Kawahara [15]. The R package consists of functions that were written using Rcpp [6] and run 50-100 times faster than the usual R functions. For the experiments, we use the data sets Alarm [1] and Insurance [3], which are used often as benchmarks for Bayesian network structure learning.

```
library(BNSL);
mm=mi_matrix(alarm);
edge.list=kruskal(mm);
g=graph_from_edgelist(edge.list, directed=FALSE);
plot(g, vertex.size=1)
```

Before execution, the BNSL package should be installed via `install.packages("BNSL")`

The functions `mi_matrix` and `kruskal` obtain the mutual information value matrix and its edge list obtained by Kruskal's algorithm, respectively, and the last two lines output the graph using the function `plot` in the `igraph` library. For incomplete data, however, we constructed modified functions that realize J^n and K^n for the experiments.

Figure 4 depicts the forests for the complete data with respect to Alarm and Insurance, which contain $n = 20000$ samples for 37 and 27 variables, respectively (consult references [1] and [3] for the meanings of the variables numbered 1-37 and 1-27), using the functions in the BNSL package. The forests were generated in a few seconds.

Then, we generated forests with respect to Alarm for the first $n = 100, 200, 500, 1000, 2000$, and 5000 samples, but the first ten variables out of 37 were missing with probability $q = 0.1, 0.25$, and 0.50. We addressed those data frames using J^n and K^n . Table I shows the entropy of the generated forests (the data set is random due to the noise, and the resulting forest will be random). We can consider that the less the entropy, the more stable the estimation, and we observe that the estimation

TABLE I
THE ENTROPIES OF THE FORESTS GENERATED BY J^n AND K^n FOR SAMPLE SIZES $n = 100, 200, 500, 1000, 2000$, AND 5000 AND NOISE PROBABILITIES $q = 0.1, 0.25$, AND 0.50.

n	$q = 0.1$		$q = 0.25$		$q = 0.50$			
	J^n	K^n	n	J^n	K^n	n	J^n	K^n
100	5.769	6.392	200	5.569	6.369	200	7.164	7.526
200	3.699	4.349	500	3.419	3.823	500	5.751	6.914
500	1.963	1.995	1000	2.552	2.513	1000	4.834	5.084
1000	0.941	0.840	2000	2.117	2.065	5000	1.366	1.297

TABLE II
THE FORESTS g_1, g_2, g_3, g_4 GENERATED BY J^n AND K^n : A AND B ARE THE SUBGRAPHS IN FIGURE 5, AND THE EDGE SETS ARE SHOWN IN COLUMNS A AND B . THE FUNCTIONS J^n AND K^n CHOSE FORESTS g_1, g_2, g_3, g_4 AS IN THE TABLE. FOREST g_1 EXPRESSES THE CORRECT FOREST IN FIGURE 4 (TOP).

Forests	A	B	J^n	K^n
g_1	$\{\{8, 29\}, \{8, 9\}, \{9, 30\}\}$	$\{\}$	47%	53.5%
g_2	$\{\{9, 29\}, \{8, 9\}, \{9, 30\}\}$	$\{\}$	41%	44.1%
g_3	$\{\{8, 29\}, \{8, 9\}, \{8, 30\}\}$	$\{\{5, 20\}\}$	3.5%	0.5%
g_4	$\{\{8, 29\}, \{8, 9\}, \{8, 30\}\}$	$\{\{10, 20\}\}$	3%	0.5%

via K^n is less stable compared with the estimation via J^n for small n and large p , which appears to be because the sample size decreases from n to $n(1 - q)^2$ on average for the first 10 variables, but the estimation of K^n is multiplied by $1/(1 - q)^2$ on average even if the estimation is based on the small sample size $n(1 - q)^2$; thus, the estimation variance is rather large. However, for large n and small q , the estimation via K^n is more correct than the one via J^n .

We expected that for large n , the consistent estimation via K^n is closer to the true forest than that via J^n . To examine this expectation, we generated forests using J^n and K^n for $n = 20000$ and $q = 0.75$, and the entropy values were 1.798 and 1.195, respectively. Let g_1, g_2, g_3, g_4 be the forests as in Figure 5 and Table II. The function K^n chooses the correct edges more often than J^n . We observe that g_1 and g_2 are almost close except for the edges in subgraph A . Because we added noise to the first 10 variables, it is likely that the mutual information estimation between the eighth and ninth variables was underestimated even when n is large. Function K^n chose g_1 and g_2 for 97.5% of the data sets, while J^n chose them for 87 % of the data sets.

IV. UNIVERSAL CODING OF INCOMPLETE DATA

In this section, we consider encoding a data frame.

We claim that the entropy when no value is missing is given by

$$H(X) := \sum_{i \in V} H(i) - \sum_{\{i, j\} \in E_X} I(i, j), \quad (16)$$

where E_X is the edge set obtained by applying the Chow-Liu algorithm to the set $\{I(i, j)\}_{i \neq j}$. In fact, (16) is $\sum -P'_X \log P'_X$, where $P'_X(X^{(1)}, \dots, X^{(p)})$ is given by (1), and the sum ranges over the values that $(X^{(1)}, \dots, X^{(p)})$ takes.

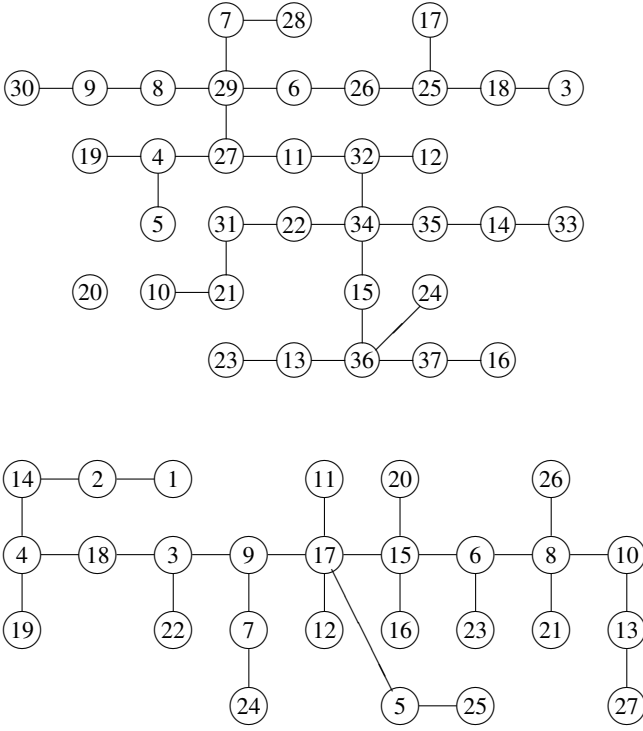


Fig. 4. The generated forests from the Alarm (top) and Insurance (bottom) data sets. For the meanings of the variables numbered 1-37 and 1-27, consult references [1] and [3], respectively.

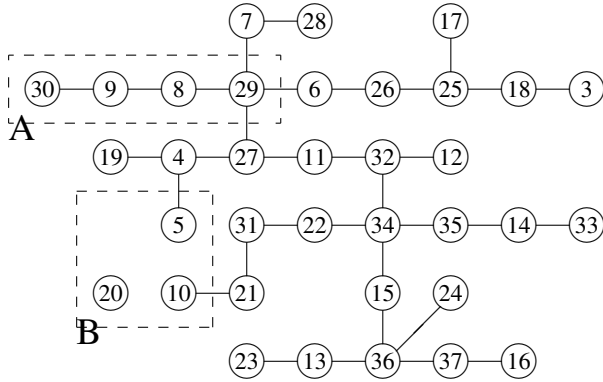


Fig. 5. The generated forests from incomplete data sets (Alarm) for $n = 20000$.

Let $H^n(i)$ and $I^n(i, j)$ be the empirical entropy and mutual information of $X^{(i)}$ and $(X^{(i)}, X^{(j)})$, respectively. Then, the description length L based on $\{J^n(i, j)\}_{i \neq j}$ will be

$$\sum_{i \in V} \left\{ nH^n(i) + \frac{\alpha(i) - 1}{2} \log n \right\} - \sum_{\{i, j\} \in E'_X} \left\{ nI^n(i, j) - \frac{(\alpha(i) - 1)(\alpha(j) - 1)}{2} \log n \right\} + O(1),$$

where E'_X is the edge set obtained by applying the Chow-Liu algorithm to the set $\{J^n(i, j)\}_{i \neq j}$.

In information theory, redundancy is defined by the expected description length divided by n minus its entropy. In this case,

it will be at most

$$\frac{EL}{n} - H(X) = \sum_{i \in V} \frac{\alpha(i) - 1}{2n} \log n + \sum_{\{i, j\} \in E_X} \frac{(\alpha(i) - 1)(\alpha(j) - 1)}{2n} \log n + O(1/n),$$

because $EH^n(i) = H(i) + O(1/n)$, $EI^n(i, j) = I(i, j) + O(1/n)$, and

$$\begin{aligned} & E \sum_{\{i, j\} \in E'_X} \left\{ nI^n(i, j) - \frac{(\alpha(i) - 1)(\alpha(j) - 1)}{2} \log n \right\} \\ & \geq n \sum_{\{i, j\} \in E_X} \left\{ EI^n(i, j) - E \frac{(\alpha(i) - 1)(\alpha(j) - 1)}{2n} \log n \right\} \\ & = n \left\{ \sum_{\{i, j\} \in E_X} I(i, j) - \sum_{\{i, j\} \in E_X} \frac{(\alpha(i) - 1)(\alpha(j) - 1)}{2n} \log n \right\} \\ & \quad + O(1) \end{aligned}$$

We now consider the general case in which some values are missing. For this purpose, we define a sequence (source) of random variables $Y = (Y^{(1)}, \dots, Y^{(p)})$ such that each $Y^{(i)}$ takes either zero or one. We assume that Y is stationary ergodic, as are $\{Y^{(i)}\}_{i \in V}$ and $\{(Y^{(i)}, Y^{(j)})\}_{i \neq j}$. We define $X = (X^{(1)}, \dots, X^{(p)})$ by

$$X^{(i)} \begin{cases} \in \{0, \dots, \alpha(i) - 1\}, & Y^{(i)} = 1 \\ = \alpha(i), & Y^{(i)} = 0 \end{cases},$$

where $\alpha(i) \geq 2$. Let $r(i)$ and $r(i, j)$ be the stationary probabilities of $Y^{(i)} = 1$ and $Y^{(i)} = Y^{(j)} = 1$ for $i \neq j$, respectively. Then, we extend (1) into

$$\begin{aligned} & P'_{X|Y}(X^{(1)}, \dots, X^{(p)} | Y^{(1)}, \dots, Y^{(p)}) \\ & = \prod_{i \in V} P(X^{(i)})^{Y^{(i)}} \prod_{\{i, j\} \in E_{X|Y}} \left\{ \frac{P(X^{(i)}, X^{(j)})}{P(X^{(i)}P(X^{(j)}))} \right\}^{Y^{(i)}Y^{(j)}}, \end{aligned}$$

where $E_{X|Y}$ is the edge set obtained by applying the Chow-Liu algorithm to the set $\{r(i, j)I(i, j)\}_{i \neq j}$. We note that $Y^{(i)} = 1$ for $i \in V$ and $Y^{(i)} = Y^{(j)} = 1$ for $\{i, j\} \in E$ imply the original probability (1). Then, the entropy $H(X)$ in (16) becomes the conditional entropy of X given Y :

$$\begin{aligned} & H(X|Y) \\ & := \sum -P_Y(Y^{(1)}, \dots, Y^{(p)}) P'_{X|Y} \log P'_{X|Y} \\ & = \sum_{i \in V} r(i) \sum -P_{X|Y}(X^{(i)} | Y^{(i)} = 1) \\ & \quad \cdot \log P_{X|Y}(X^{(i)} | Y^{(i)} = 1) - \sum_{\{i, j\} \in E_{X|Y}} r(i, j) \\ & \quad \sum P_{X|Y}(X^{(i)}, X^{(j)} | Y^{(i)} = Y^{(j)} = 1) \\ & \quad \cdot \log \{ P_{X|Y}(X^{(i)}, X^{(j)} | Y^{(i)} = Y^{(j)} = 1) / \\ & \quad [P_{X|Y}(X^{(i)} | Y^{(i)} = Y^{(j)} = 1) \\ & \quad \cdot P_{X|Y}(X^{(j)} | Y^{(i)} = Y^{(j)} = 1)] \} \\ & = \sum_{i \in V} r(i) H(i) - \sum_{\{i, j\} \in E_{X|Y}} r(i, j) I(i, j) \end{aligned}$$

Moreover, the description length based on $\{J^n(i, j)\}_{i \neq j}$ is at most

$$\begin{aligned} & \sum_{i \in V} \left\{ n(i) H^n(i) + \frac{\alpha(i) - 1}{2} \log n(i) \right\} \\ & - \sum_{\{i, j\} \in E'_{X|Y}} \left\{ n(i, j) I^n(i, j) \right. \\ & \left. - \frac{(\alpha(i) - 1)(\alpha(j) - 1)}{2} \log n(i, j) \right\} + O(1), \end{aligned}$$

where $E'_{X|Y}$ is the edge set obtained by applying the Chow-Liu algorithm to the set $\{J^n(i, j)\}_{i \neq j}$.

Since $E[n(i)/n] = r(i)$, $E[n(i, j)/n] = r(i, j)$, $EH^n(i) = H(i) + O(1/n)$, $EI^n(i, j) = I(i, j) + O(1/n)$, and

$$\begin{aligned} & E \sum_{\{i, j\} \in E'_{X|Y}} \left\{ n(i, j) I^n(i, j) \right. \\ & \left. - \frac{(\alpha(i) - 1)(\alpha(j) - 1)}{2} \log n(i, j) \right\} \\ & \geq n \sum_{\{i, j\} \in E_{X|Y}} \left\{ E \left[\frac{n(i, j)}{n} I^n(i, j) \right] \right. \\ & \left. - E \frac{(\alpha(i) - 1)(\alpha(j) - 1)}{2n} \log n(i, j) \right\} \\ & = n \left\{ \sum_{\{i, j\} \in E_{X|Y}} r(i, j) I(i, j) \right. \\ & \left. - \sum_{\{i, j\} \in E_{X|Y}} \frac{(\alpha(i) - 1)(\alpha(j) - 1)}{2n} \log n(i, j) \right\} \end{aligned}$$

up to $O(1)$ terms, we have a final result:

Theorem 2: The redundancy for the general case in which some values are missing is at most

$$\begin{aligned} & \frac{EL}{n} - H(X|Y) = \sum_{i \in V} \frac{\alpha(i) - 1}{2n} \log n(i) \\ & - \sum_{\{i, j\} \in E_{X|Y}} \frac{\{\alpha(i) - 1\}\{\alpha(j) - 1\}}{2n} \log n(i, j) + O(1/n), \end{aligned}$$

V. CONCLUDING REMARKS

In statistics, how to address missing values is an important issue. If one wishes to obtain correct dependencies in a data frame with n samples and p variables, then the true model is obtained as n increases by removing the records that contain at least one missing value.

However, in general, for large p , because such records are few, a large n is required. To utilize the data instead, one might wish to obtain Bayes optimal dependencies. However, the computation is exponential with the number of missing locations. The current paper suggested that the best compromise would be to model dependencies using a forest rather than Bayesian and Markov networks, and it found the following novel insights:

- 1) the model that maximizes the posterior probability (minimizes the description length) does not increase the computation, and
- 2) it is possible that the estimated Bayes optimal model does not converge to the true one as $n \rightarrow \infty$.

In model selection, we often expect consistency by maximizing the posterior probability. This paper suggests that such an estimation might be useless if a missing value exists.

As a future work, we will consider exactly when maximizing the posterior probability and consistent estimation do not coincide in model selection when some values are missing.

APPENDIX A: PROOF OF (5) FROM (4)

We utilize Stirling's formula $\log \Gamma(z) \sim -z + (z - \frac{1}{2}) \log z$, where $A \sim B$ denotes that $|A - B|$ is bounded by a constant. From

$$\begin{aligned} \log \Gamma(n + \frac{\alpha}{2}) & \sim -(n + \frac{\alpha}{2}) + (n + \frac{\alpha - 1}{2}) \log(n + \frac{\alpha}{2}) \\ & \sim -n + (n + \frac{\alpha - 1}{2}) \log n \end{aligned}$$

and

$$\log \Gamma(c + \frac{1}{2}) \sim -c + c \log c$$

for $0 \leq c \leq n$, we have

$$-\log Q^n(i) \sim \sum_{x=0}^{\alpha-1} c(x) \log \frac{n}{c(x)} + \frac{\alpha-1}{2} \log n$$

for $0 \leq c(x) \leq n$, $x = 0, \dots, \alpha - 1$, $\sum_{x=0}^{\alpha-1} c(x) = n$, and

$$Q^n(i) = \frac{\Gamma(\alpha/2)}{\Gamma(n + \alpha/2)} \prod_{x=0}^{\alpha-1} \frac{\Gamma(c(x) + 1/2)}{\Gamma(1/2)}.$$

Similarly, we have

$$-\log Q^n(i, j) \sim \sum_{x=0}^{\alpha-1} \sum_{y=0}^{\beta-1} c(x, y) \log \frac{n}{c(x, y)} + \frac{\alpha\beta-1}{2} \log n$$

for $0 \leq c(x, y) \leq n$, $x = 0, \dots, \alpha - 1$, $y = 0, 1, \dots, \beta - 1$, $\sum_{x=0}^{\alpha-1} \sum_{y=0}^{\beta-1} c(x, y) = n$, and

$$Q^n(i, j) = \frac{\Gamma(\alpha\beta/2)}{\Gamma(n + \alpha\beta/2)} \prod_{x=0}^{\alpha-1} \prod_{y=0}^{\beta-1} \frac{\Gamma(c(x, y) + 1/2)}{\Gamma(1/2)},$$

which implies that

$$\log \frac{Q^n(i, j)}{Q^n(i)Q^n(j)} \sim nI^n(i, j) - \frac{(\alpha-1)(\beta-1)}{2} \log n.$$

APPENDIX B: PROOF OF PROPOSITION 1

If $X^{(i)}$ and $X^{(j)}$ are not independent, then the estimate $I^n(i, j)$ converges to the mutual information $I(i, j) > 0$. On the other hand, $\frac{(\alpha-1)(\beta-1)}{2n} \log n$ converges to zero, which means that $J^n(i, j) > 0$ with probability one as $n \rightarrow \infty$.

Suppose that $X^{(i)}$ and $X^{(j)}$ are independent. Then, it is known [5] that

$$2nI^n(i, j) \sim \sum_{x=0}^{\alpha-1} \sum_{y=0}^{\beta-1} Z_{xy}^2$$

with

$$Z_{xy} := \frac{c(x, y) - np(x)q(y)}{\sqrt{np(x)q(y)}},$$

where $p(x)$ and $q(y)$ are the probabilities of $X^{(i)} = x$ and $X^{(j)} = y$, respectively.

Then, it is sufficient to show that

$$\sum_{x=0}^{\alpha-1} \sum_{y=0}^{\beta-1} Z_{xy}^2 \leq 2(1+\epsilon)(\alpha-1)(\beta-1) \log \log n \quad (17)$$

for an arbitrarily small $\epsilon > 0$ with probability one as $n \rightarrow \infty$ because the right-hand side of (4) is at most $(\alpha-1)(\beta-1) \log n/n$.

For the matrix $Z = [Z_{xy}] \in \mathbb{R}^{\alpha\beta}$,

$$u_0 = [\sqrt{p(0)}, \dots, \sqrt{p(\alpha-1)}]^T,$$

and

$$v_0 = [\sqrt{q(0)}, \dots, \sqrt{q(\beta-1)}]^T,$$

we have $u_0^T Z = 0$ and $Z v_0 = 0$. Let $u_1, \dots, u_{\alpha-1}$ and $v_1, \dots, v_{\beta-1}$ be such that $U = [u_0, u_1, \dots, u_{\alpha-1}]$ and $V = [v_0, v_1, \dots, v_{\beta-1}]$ are orthogonal matrices. Then, we find that the $\alpha\beta$ square sums of the elements in $R := U^T Z V$ and Z are the same, and at most $(\alpha-1)(\beta-1)$ values are nonzero in $R = [R_{k,h}]$:

$$\sum_{x=0}^{\alpha-1} \sum_{y=0}^{\beta-1} Z_{xy}^2 = \sum_{k=1}^{\alpha-1} \sum_{h=1}^{\beta-1} R_{k,h}^2 \quad (18)$$

One can check that $R_{i,j} = \frac{1}{\sqrt{n}} \sum_{r=1}^n Y_{k,h,r}$ with

$$Y_{k,h,r} := \sum_{x=0}^{\alpha-1} \sum_{y=0}^{\beta-1} u_{k,x} v_{h,y} \frac{I(X_r^{(i)} = x, X_r^{(j)} = y) - p(x)q(y)}{\sqrt{p(x)q(y)}}$$

satisfies $EY_{k,h,r}^2 = 1$, and $EY_{k,h,r}Y_{k',h',r} = 0$ for $(k,h) \neq (k',h')$, where $I(A) = 1$ if event A is true, and $I(A) = 0$ otherwise. In fact,

$$E\left(\frac{I(X_r^{(i)} = x, X_r^{(j)} = y) - p(x)q(y)}{\sqrt{p(x)q(y)}}\right)^2 = 1 - p(x)q(y)$$

$$\begin{aligned} & E\left[\left(\frac{I(X_r^{(i)} = x, X_r^{(j)} = y) - p(x)q(y)}{\sqrt{p(x)q(y)}}\right) \right. \\ & \left. \left(\frac{I(X_r^{(i)} = x', X_r^{(j)} = y') - p(x')q(y')}{\sqrt{p(x')q(y')}}\right)\right] \\ & = -\sqrt{p(x)q(y)p(x')q(y')} \end{aligned}$$

for $(x,y) \neq (x',y')$, $\sum_{x=0}^{\alpha-1} u_{k,x} \sqrt{p(x)} = 0$, and

$\sum_{y=0}^{\beta-1} v_{h,y} \sqrt{q(y)} = 0$, such that

$$\begin{aligned} & EY_{k,h,r}^2 \\ & = \sum_{x=0}^{\alpha-1} \sum_{y=0}^{\beta-1} u_{k,x}^2 v_{h,y}^2 E\left(\frac{I(X_r^{(i)} = x, X_r^{(j)} = y) - p(x)q(y)}{\sqrt{p(x)q(y)}}\right)^2 \\ & \quad - \sum_{x=0}^{\alpha-1} \sum_{x'=0}^{\alpha-1} \sum_{y=0}^{\beta-1} \sum_{y'=0}^{\beta-1} u_{k,x} v_{h,y} u_{k,x'} v_{h,y'} \\ & \quad E\left[\left(\frac{I(X_r^{(i)} = x, X_r^{(j)} = y) - p(x)q(y)}{\sqrt{p(x)q(y)}}\right) \right. \\ & \quad \left. \left(\frac{I(X_r^{(i)} = x', X_r^{(j)} = y') - p(x')q(y')}{\sqrt{p(x')q(y')}}\right)\right] \\ & = \sum_{x=0}^{\alpha-1} \sum_{y=0}^{\beta-1} u_{k,x}^2 v_{h,y}^2 (1 - p(x)q(y)) \\ & \quad - \sum_{x=0}^{\alpha-1} \sum_{x'=0}^{\alpha-1} \sum_{y=0}^{\beta-1} \sum_{y'=0}^{\beta-1} u_{k,x} v_{h,y} u_{k,x'} v_{h,y'} \sqrt{p(x)p(x')q(y)q(y')} \\ & = \sum_{x=0}^{\alpha-1} \sum_{y=0}^{\beta-1} u_{k,x}^2 v_{h,y}^2 - \sum_{x=0}^{\alpha-1} u_{k,x} \sqrt{p(x)} \\ & \quad \cdot \sum_{x'=0}^{\alpha-1} u_{k,x'} \sqrt{p(x')} \cdot \sum_{y=0}^{\beta-1} v_{h,y} \sqrt{q(y)} \cdot \sum_{y'=0}^{\beta-1} v_{h,y'} \sqrt{q(y')} \\ & = 1, \end{aligned}$$

where the sums $\sum_{k,k'} \sum_{h,h'}$ range over all $k, k' = 0, 1, \dots, \alpha-1$ and $h, h' = 0, 1, \dots, \beta-1$ s.t. $(k,h) \neq (k',h')$, and

$$\begin{aligned} & EY_{k,h,r}Y_{k',h',r} \\ & = \sum_{x=0}^{\alpha-1} \sum_{y=0}^{\beta-1} \sum_{x'=0}^{\alpha-1} \sum_{y'=0}^{\beta-1} u_{k,x} v_{h,y} u_{k',x'} v_{h',y'} \\ & \quad E\left(\frac{I(X_r^{(i)} = x, X_r^{(j)} = y) - p(x)q(y)}{\sqrt{p(x)q(y)}}\right) \\ & \quad \left(\frac{I(X_r^{(i)} = x', X_r^{(j)} = y') - p(x')q(y')}{\sqrt{p(x')q(y')}}\right) \\ & = \sum_{x=0}^{\alpha-1} \sum_{y=0}^{\beta-1} \sum_{x'=0}^{\alpha-1} \sum_{y'=0}^{\beta-1} u_{k,x} v_{h,y} u_{k',x'} v_{h',y'} \sqrt{p(x)q(y)p(x')q(y')} \\ & = \sum_{x=0}^{\alpha-1} u_{k,x} \sqrt{p(x)} \cdot \sum_{x'=0}^{\alpha-1} u_{k',x'} \sqrt{p(x')} \cdot \sum_{y=0}^{\beta-1} v_{h,y} \sqrt{q(y)} \\ & \quad \cdot \sum_{y'=0}^{\beta-1} v_{h',y'} \sqrt{q(y')} \\ & = 0. \end{aligned}$$

We apply the law of the iterated logarithm.

Lemma 1 (Billingsley[2]): Let X_1, \dots, X_n be independent, and each X_i has zero mean and unit variance. Then, for any small ϵ ,

$$X_1 + \dots + X_n \leq (1+\epsilon)\sqrt{2n \log \log n}$$

with probability one as $n \rightarrow \infty$.

From the lemma, we obtain the following inequality:

$$\sqrt{n}R_{k,h} = \sum_{r=1}^n Y_{k,h,r} \leq (1+\epsilon)\sqrt{2n \log \log n} \quad (19)$$

for an arbitrarily small $\epsilon > 0$ with probability one as $n \rightarrow \infty$. From (18) and (19), we have (17), which completes the proof.

REFERENCES

- [1] I. A. Beinlich, H. J. Suermondt, R. M. Chavez, and G. F. Cooper. “The ALARM monitoring system: A case study with two probabilistic inference techniques for belief networks”. In *The 2nd European Conference on Artificial Intelligence in Medicine*, pages 247–256, London, England, 1989. Springer-Verlag.
- [2] P. Billingsley. *Probability & Measure*. Wiley, New York, 3rd edition, 1995.
- [3] J. Binder, D. Koller, S. Russell, and K. Kanazawa. “Adaptive probabilistic networks with hidden variables”. *Machine Learning*, 29(2-3):213–244, 6 1997.
- [4] C. K. Chow and C. N. Liu. “Approximating discrete probability distributions with dependence trees”. *IEEE Trans. on Information Theory*, IT-14(3):462–467, 6 1968.
- [5] H. Cramer. *Mathematical Methods in Statistics*. Princeton Univ. Press, 1946.
- [6] D. Eddelbuettel. *Seamless R and C++ Integration with Rcpp*. Springer-Verlag, 2013.
- [7] Y. He, J. Jia, and Z. Geng. “Structural learning of causal networks”. *Behaviormetrika*, 44(1):287–305, 1 2017.
- [8] N. Karthika, J. Pearl, and J. Tian. “Graphical models for inference with missing data”. In *Advances in Neural Information Processing Systems*, pages 1277–1285, Granada, Spain, 2013.
- [9] S. Lauritzen. *Graphical Models*. Oxford University Press, 1996.
- [10] H. Liu, M. Xu, H. Gu, A. Gupta, J. Lafferty, and L. Wasserman. “Forest density estimation”. *Journal of Machine Learning Research*, 12:907–951, 2011.
- [11] L. Roderick. *Statistical analysis with missing data*. Wiley, Hoboken, N.J, 2002.
- [12] J. Suzuki. “A construction of Bayesian networks from databases based on an MDL principle”. In *Uncertainty in Artificial Intelligence*, pages 266–273, Washington DC, 1993. Morgan Kaufmann.
- [13] J. Suzuki. “The Bayesian Chow-Liu algorithm”. In *The Sixth European Workshop on Probabilistic Graphical Models*, pages 315–322, Granada, Spain, 2012.
- [14] J. Suzuki. “A theoretical analysis of the bdeu scores in bayesian network structure learning”. *Behaviormetrika*, 44(1):1–20, 1 2017.
- [15] J. Suzuki and J. Kawahara. *Package BNSL*. <https://cran.r-project.org/web/packages/BNSL/BNSL.pdf>.
- [16] V.Y.F Tan, A. Anandkumar, and A.S. Willsky. “Learning high-dimensional Markov forest distributions: Analysis of error rates”. *Journal of Machine Learning Research*, 12:1617 – 1653, 2011.