

# Relative Age of Information:

## Maintaining Freshness while

### Considering the Most Recently Generated Information

George Kesidis

Takis Konstantopoulos

Michael Zazanis

Penn State Univ

Univ Liverpool

AUEB

Univ Park, PA, USA

Liverpool, England, UK

Athens, Greece

gik2@psu.edu

t.konstantopoulos@liverpool.ac.uk

zazanis@aueb.gr

#### Abstract

A queueing system handling a sequence of message arrivals is considered where each message obsoletes all previous messages. The objective is to assess the freshness of the latest message/information that has been successfully transmitted, *i.e.*, “age of information” (AoI). We study a variation of traditional AoI, the *Relative AoI*, here defined so as to account for the presence of newly arrived messages/information to the queue to be transmitted. Both unbuffered and buffered systems are considered.

#### I. INTRODUCTION

Certain types of communication involves a sequence of messages where each message obsoletes all previous ones [3], [2], [6], [4]. The generated messages are sent to a transmission server. For a simple example, a temperature sensor could periodically transmit a reading to a remote control system. The control system could prioritize the most recent temperature reading. The sensor could instead be an alarm such as a motion detector, which needs to be manually reset once tripped; any alarm message would render stale any queued or in-transmission “heartbeat” message that is periodically sent to indicate

no intruder is present and that the sensor is properly functioning. Alternatively, the messages may be commands to a remote actuator of a control system.

For the transmission of such messages, an important performance criterion is the freshness (age) of the most recently successfully transmitted message (information), *i.e.*, Age of Information (AoI).

Consider a stream of messages to a transmission server with i.i.d. interarrival times  $\sim X$  and i.i.d. message service-times  $\sim S$ . Again, a newly arrived message obsoletes all previous messages. This may imply that messages are of the same or comparable length (*i.e.*, dependent lengths) but there may be randomness associated with service, *e.g.*, time-varying noise or interference associated with the communication channel.

Let  $D(t)$ , respectively  $A(t)$ , be the largest message departure time, respectively message arrival time, from the server that is  $\leq t$ . The AoI associated with the server at time  $t$  is [3],

$$\text{AoI}(t) = t - A(D(t)). \quad (1)$$

Previous work on AoI has considered a transmission server after a lossless FIFO queue [3]. More recently, finite and lossy systems and server preemption have been considered for this definition of AoI [4].

Note that AoI (1) does not consider the arrival times of new messages since the last departure. The point is that most recently received message may be freshest possible. With this in mind, herein we are interested in the non-negative difference between the AoI and arrival time to the transmission system of the most recent message, *i.e.*, the *Relative AoI*,

$$\Delta(t) := A(t) - A(D(t)). \quad (2)$$

That is, the question critical to performance which the definition of  $\Delta$  is trying to address is: Has the most recently received message been transmitted? Note that  $\Delta$  is zero if this is the case.

This note is organized as follows. In Section II, we give some background calculations. In Section III, we study our version of Age of Information problem for bufferless servers; we compute the stationary

average  $\Delta$ . In Section IV, we discuss buffered servers. Numerical results are given in Section V. The paper is summarized in Section VI.

## II. BUSY PERIODS OF GI/GI/1/1-PO QUEUES

Consider messages sent at mean rate  $\beta$  with i.i.d. interarrival times  $\sim X$  such that finite  $EX = 1/\beta > 0$  and  $P(X > 0) = 1$ . Also, assume that the i.i.d. message service times  $S$  are such that finite  $ES = 1/\delta > 0$  and  $P(S > 0) = 1$  (and independent of the arrival process). We consider a (queueless) GI/GI/1/1-PO server with service preemption and push-out (PO) when a new message arrives. For this GI/GI/1/1-PO server, immediately after a departure time is a server idle period. Following that will be a busy period that concludes with a single departure. The arrival times are renewal points, as are the (successful) departure times.

In steady-state, let  $B$  be distributed as the length of a busy period and let  $N$  be the number of arrivals during the busy period not including the first arrival that starts it. An illustrative busy cycle is depicted in Fig. 1 for  $N = 2$  (3 arrivals total), where  $J_0$  is the idle period, busy period  $B = J_1 + J_2 + J_3$ , interarrival times  $J_1, J_2$ , and completed service time  $J_3$ . More generally, the completed service time is  $J_{N+1}$  and

$$B = \sum_{n=1}^{N+1} J_n.$$

Assume random variables  $X, S$  are independent for the following. The intervals

- $J_0 \sim X - S$  given  $X > S$ , *i.e.*,  $EJ_0 = E(X - S|X > S)$
- $\forall n \in \{1, \dots, N\}$ ,  $J_n \sim X$  given  $S > X$ , *i.e.*,  $EJ_n = E(X|S > X)$
- $J_{N+1} \sim S$  given  $X > S$ , *i.e.*,  $EJ_{N+1} = E(S|X > S)$ .

First note that  $N$  is geometric with parameter

$$\zeta := P(X > S),$$

*i.e.*,  $P(N = n) = (1 - \zeta)^n \zeta$  for integers  $n \geq 0$  and

$$E(B|N = n) = nE(X|S > X) + E(S|X > S).$$

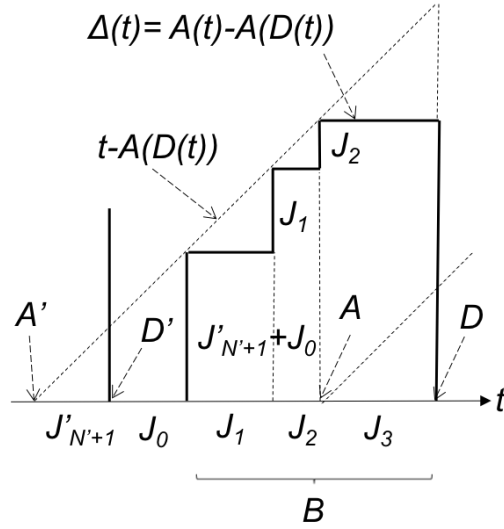


Fig. 1. Illustrative busy cycle ( $D'$ ,  $D$ ) for bufferless server under push-out showing age of information (2) for  $N = 2$  (3 arrivals), server idle period  $J_0$ , interarrival times  $J_1, J_2$ , and consecutive departure times  $D', D$  (and their corresponding arrival times  $A', A$ ), and busy period  $B = J_1 + J_2 + J_3$ .

So, the average busy cycle duration is

$$\begin{aligned}
 E(D - D') &= E(J_0 + B) \\
 &= E(X - S | X > S) \\
 &\quad + E\left(\sum_{n=0}^{\infty} (1 - \zeta)^n \zeta E(B | N = n)\right) \\
 &= E(X - S | X > S) \\
 &\quad + ENE(X | S > X) + E(S | X > S) \\
 &= E(X | X > S) + \frac{1 - \zeta}{\zeta} E(X | S > X) \\
 &= E(X | X > S) + \frac{P(S > X)}{P(X > S)} E(X | S > X) \\
 &= \frac{EX}{P(X > S)}
 \end{aligned}$$

Note that the rate at which messages are successfully transmitted is  $1/E(D - D')$ .

### A. D/M/1/1-PO example

So, for the case of exponential (memoryless)  $S \sim \exp(\delta)$  and deterministic  $X = 1/\beta$  a.s. (i.e., D/M/1/1-PO server), the mean rate at which messages are successfully transmitted is

$$\frac{1}{\mathbb{E}(D - D')} = \beta(1 - e^{-\delta/\beta}) = \delta\left(1 - \frac{1}{2\rho} + o\left(\frac{1}{\rho}\right)\right),$$

where  $\rho = \beta/\delta$ .

Other quantities involved can be computed as, e.g.,

$$\begin{aligned} \mathbb{E}(S|X > S) &= \int_0^{1/\beta} s \frac{\delta e^{-\delta s}}{1 - e^{-\delta/\beta}} ds \\ &= \frac{1}{\delta} \left(1 - \frac{1}{\rho} \cdot \frac{e^{-1/\rho}}{1 - e^{-1/\rho}}\right) \end{aligned} \quad (3)$$

### B. M/M/1/1-PO example

In the M/M/1/1-PO case where  $S \sim \exp(\delta)$  and  $X \sim \exp(\beta)$ , we have

$$\zeta := \mathbb{P}(X > S) = \frac{\delta}{\beta + \delta},$$

Also,

$$\begin{aligned} \mathbb{E}(S|X > S) &= \int_0^\infty \int_s^\infty s \frac{1}{\zeta} \beta e^{-\beta x} \delta e^{-\delta s} dx ds \\ &= \frac{1}{\beta + \delta} \end{aligned}$$

Similarly,

$$\begin{aligned} \mathbb{E}(X|S > X) &= \frac{1}{\beta + \delta} \\ \mathbb{E}(X|X > S) &= \frac{1}{\beta} + \frac{1}{\beta + \delta} \\ \Rightarrow \mathbb{E}(X - S|X > S) &= \frac{1}{\beta} \end{aligned}$$

So, by substitution,

$$\frac{1}{\mathbb{E}(D - D')} = \left(\frac{1}{\beta} + \frac{1}{\delta}\right)^{-1}$$

as expected.

### III. STATIONARY AVERAGE $\Delta$ (2)

In the following, we consider a bufferless server with preemption and push-out of the in-service message when a new message arrives.

*Proposition 3.1:* The stationary average relative age of information of the GI/GI/1/1-PO server is

$$\bar{\Delta} = \frac{\mathbb{E}(X \wedge S)}{\mathbb{P}(X > S)}$$

**Proof:** Using the Palm inversion formula [1],

$$\bar{\Delta} = \frac{\mathbb{E} \int_{D'}^{D=D'+J_0+B} \Delta(t) dt}{\mathbb{E}(D - D')}.$$

Recall that  $\mathbb{E}(D - D') = \mathbb{E}X/\mathbb{P}(X > S)$ . Let  $I_0 = J'_{N'+1} + J_0 \sim X$  given  $X > S$ . From Fig. 1, we see that

$$\begin{aligned} & \mathbb{E} \left( \int_{D'}^{D=D'+J_0+B} \Delta(t) dt \middle| N = n \right) \\ &= \mathbb{E}I_0 \mathbb{E}B + \sum_{k=1}^n \mathbb{E}J_k \sum_{i=k+1}^{n+1} \mathbb{E}J_i \\ &= \mathbb{E}(X|X > S)(n\mathbb{E}(X|S > X) + \mathbb{E}(S|X > S)) \\ & \quad + \sum_{k=1}^n \left( (n-k)(\mathbb{E}(X|S > X))^2 \right. \\ & \quad \left. + \mathbb{E}(X|S > X)\mathbb{E}(S|X > S) \right) \\ &= \mathbb{E}(X|X > S)\mathbb{E}(S|S > X) \\ & \quad + \mathbb{E}(X|S > X)\mathbb{E}(X + S|X > S)n \\ & \quad + (\mathbb{E}(X|S > X))^2 \frac{n(n-1)}{2} \end{aligned}$$

Substitute  $EN = (1 - \zeta)/\zeta$ ,  $EN^2 = (1 - \zeta)(2 - \zeta)/\zeta^2$  and  $\zeta := P(X > S)$ , and simplifying the Palm inversion formula gives

$$\begin{aligned}\bar{\Delta} &= \frac{P(X > S)}{EX} \left( E(X|X > S)E(S|X > S) \right. \\ &\quad + E(X|S > X)E(X + S|X > S) \frac{P(S > X)}{P(X > S)} \\ &\quad \left. + (E(X|S > X))^2 \left( \frac{P(S > X)}{P(X > S)} \right)^2 \right)\end{aligned}$$

Let  $\tilde{E}(A|B) = E(A|B)P(B)$ . Factoring  $1/P(X > S)^2$  gives

$$\begin{aligned}\bar{\Delta} &= \frac{1}{EXP(X > S)} \left( \tilde{E}(X|X > S)\tilde{E}(S|X > S) \right. \\ &\quad + \tilde{E}(X|S > X)\tilde{E}(X + S|X > S) \\ &\quad \left. + (\tilde{E}(X|S > X))^2 \right) \\ &= \frac{1}{EXP(X > S)} (\tilde{E}(X|X > S) + \tilde{E}(X|S > X)) \\ &\quad \times (\tilde{E}(S|X > S) + \tilde{E}(X|S > X)) \\ &= \frac{1}{EXP(X > S)} EXE(S \wedge X)\end{aligned}$$

□

Now consider the definition of age of information in Equ. (1) of [3], [4].

*Corollary 3.1:* For the GI/GI/1/1-PO server, the stationary average AoI (1) is

$$\overline{\text{AoI}} = \bar{\Delta} + \frac{EX^2}{2EX}.$$

**Proof:** Note that  $\text{AoI}(t) = \Delta(t) + t - A(t)$ , where simply by the Palm inversion formula, the stationary average age of the latest arrival  $E(t - A(t)) = E \int_0^X t dt / EX$ . □

### A. D/M/1/1-PO and M/M/1/1-PO special cases for $\Delta$

For the special case that  $X = 1/\beta$  a.s. and  $S \sim \exp(\delta)$ ,  $E(X|X > S) = E(X|S > X) = 1/\beta$ , and recall (3). So we have the following corollary of Prop. 3.1.

*Corollary 3.2:*  $\bar{\Delta}$  for the D/GI/1/1-PO server is

$$E\left(S \mid \frac{1}{\beta} > S\right) + \frac{1}{\beta} \cdot \frac{P(S > \frac{1}{\beta})}{P(\frac{1}{\beta} > S)}. \quad (4)$$

In particular,  $\bar{\Delta}$  of a D/M/1/1-PO server is  $1/\delta$ .

The following corollary states that  $\bar{\Delta}$  is the same for the D/M/1/1-PO and M/M/1/1-PO special cases.

*Corollary 3.3:*  $\bar{\Delta}$  for the M/M/1/1-PO server  $1/\delta$ .

## IV. QUEUING AND BLOCKING MESSAGES

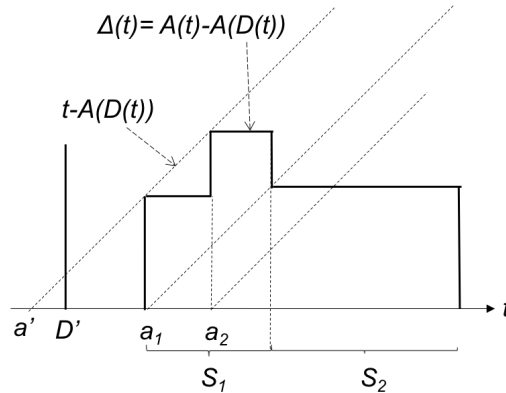


Fig. 2. Illustrative busy cycle of GI/GI/1/2 server (with a single-message queue) and two arrivals.



Now consider a bufferless server that blocks message arrivals when the server is busy. This said, the message in service may not be the “freshest”. The proof of the following result is given in the Appendix.

*Proposition 4.1:*  $\bar{\Delta}$  of a D/GI/1/1 blocking server is

$$\frac{E((N + 1)S) - \frac{1}{\beta}E\binom{N+1}{2}}{E(N + 1)},$$

where  $P(N = n) = P(\frac{n}{\beta} \leq S < \frac{n+1}{\beta})$ .

For a server with a buffer, note that to minimize (2) would require queuing at most one message<sup>1</sup>. Consider a GI/GI/1/2 queuing system under service preemption and push-out of the in-service message upon arrival of new message to a full queue. Because we assume all messages have the same service-time distribution, lower AoI (2) would be achieved if the arriving message began service than if the queued message began begin service instead (and the arriving message was queued). Similarly, a GI/GI/1/2 queuing system that blocks arriving messages when the queue is full (with a single buffered message) would increase (2) over a system wherein the *queued* message is replaced by the arriving message (POQ).

We now define a simple dynamic variation of POQ. Again, at any point in time, the operator of the GI/GI/1 server system is aware of its past operation and, we assume, has accurately estimated the message interarrival time ( $X$ ) and service/transmission time ( $S$ ) distributions. We consider a “myopic” conditional push-out (POC) control action on arriving messages based on estimates up to the next such control action.

More specifically, consider message arrival time  $a_2$  (with associated service time  $S_2$ ) to a nonempty queueing system. The arrival time of the in-service message ( $a_1$ ), the arrival time of the most recently departed message ( $a'$ ), and the start time of the current busy period ( $D'$ ), and the integral of  $\Delta$  so far

<sup>1</sup>For AoI (1), recall Cor. 3.1 and see [4].

in the current busy cycle,

$$I := \int_{D'}^{a_2} \Delta(t) dt,$$

are all assumed given (known) at  $a_2$  in the following. In the example of Fig. 2,  $D'$  is the departure time of the message that arrived at  $a'$ . Moreover, assume that based on prior observations, the interarrival ( $X$ ) and service time ( $S$ ) distributions have been well characterized (*i.e.*, also known).

**If the arrival at  $a_2$  pushes out the in-service message (any queued message):** Conditioning on what is known at  $a_2$  (denoted “ $\mathcal{F}(a_2)$ ”), the expected average  $\Delta$  (2) for the current busy cycle at the end of the busy cycle or at the next arrival<sup>2</sup>, whichever comes first, is

$$\mathbb{E} \left( \frac{I + (a_2 - a') \min\{S_2, X\}}{a_2 - D' + \min\{S_2, X\}} \mid \mathcal{F}(a_2) \right). \quad (5)$$

**Otherwise, when the arrival at  $a_2$  is queued (pushing out the queued message if any):** Define a random variable distributed as the residual service time of the in-service message at time  $a_2$ ,

$$\tilde{S}_1 \sim (S_1 - (a_2 - a_1) \mid S_1 > a_2 - a_1)$$

that is also independent of the next interarrival time  $X$  and  $S_2$ . So in terms of  $\tilde{S}_1$ ,

$$\begin{aligned} \int_{a_2}^{a_2 + \min\{\tilde{S}_1 + S_2, X\}} \Delta(t) dt &= (a_2 - a') \min\{\tilde{S}_1, X\} \\ &+ (\tilde{S}_1 + a_2 - a_1) \min\{(X - \tilde{S}_1)^+, S_2\}. \end{aligned}$$

see Fig. 2 after  $a_2$ . Thus, conditioning on what is known at  $a_2$ , the expected average  $\Delta$  for the current busy cycle at the end of the busy cycle or at the next arrival, whichever comes first, is<sup>3</sup>

$$\mathbb{E} \left( \frac{I + \int_{a_2}^{a_2 + \min\{\tilde{S}_1 + S_2, X\}} \Delta(t) dt}{a_2 - D' + \min\{\tilde{S}_1 + S_2, X\}} \mid \mathcal{F}(a_2) \right), \quad (6)$$

So, under GI/GI/1/2-POC:

- If the system is empty at time  $a_2$ , the new message simply begins service.

<sup>2</sup>When the next push out decision will be made, hence “myopic” decision-making.

<sup>3</sup>In particular, conditioning on  $\mathcal{F}(a_2)$  means that  $S_1 > a_2 - a_1$  is given.

- If the system has an in-service message at time  $a_2$ , then preempt and push out the in-service message (and discard the queued message if there is one) if (5) is less than (6),
- else the new message joins the queue (as at time  $a_2$  in Fig. 2), and discard the queued message if there is one.

## V. NUMERICAL RESULTS

In Fig. 3, we numerically compare  $\bar{\Delta}$  for the different D/M/1/*etc.* systems considered above. We see that the D/M/1/1-PO and D/M/1/2-POC have the smallest  $\bar{\Delta} = 1$ . The same conclusion is drawn from other simulations using Weibull-distributed (W) service times with shape parameters  $K > 1$  or  $K < 1$  (shape  $K = 1$  corresponds to the exponential distribution); see example results given in Figs. 4 and 5. At about  $\rho = \beta/\delta = 0.1$ , several decisions to enqueue (not pushout) were made by the D/M/1/2-POC system, but these were rare considering the overall simulation time and only negligibly affected the results. That is, that the D/W/1/2-POC and D/W/1/1-PO had approximately the same stationary average  $\Delta$  for different Weibull distributed service times.

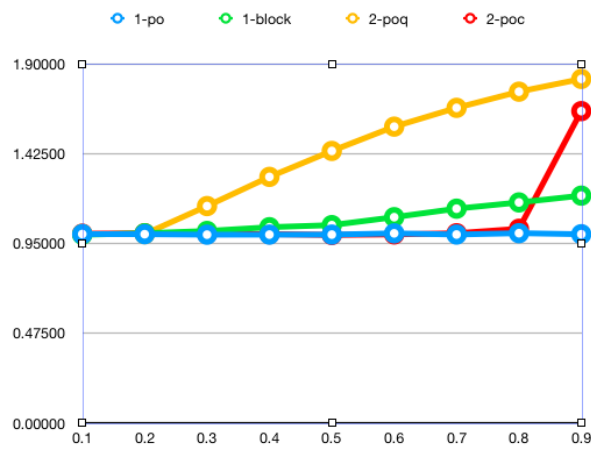


Fig. 3. Stationary average  $\Delta$  versus  $\rho = \beta$  ( $\delta = 1$ ) for D/M/1/*etc.* systems. The results for D/M/1/2-POQ and D/M/1/2-POC were taken from simulations (with high confidence), otherwise numerically computed using Cor. 3.2 and 4.1.

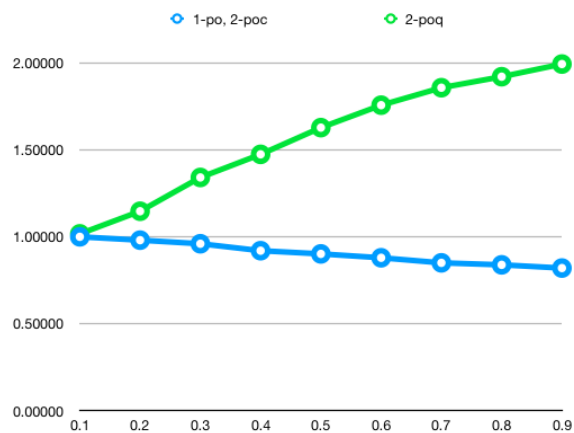


Fig. 4. Stationary average  $\Delta$  versus  $\rho = \beta$  ( $\delta = 1$ ) for D/Weibull/1/etc. systems for Weibull service-time distribution shape parameter  $K = 0.75$ .

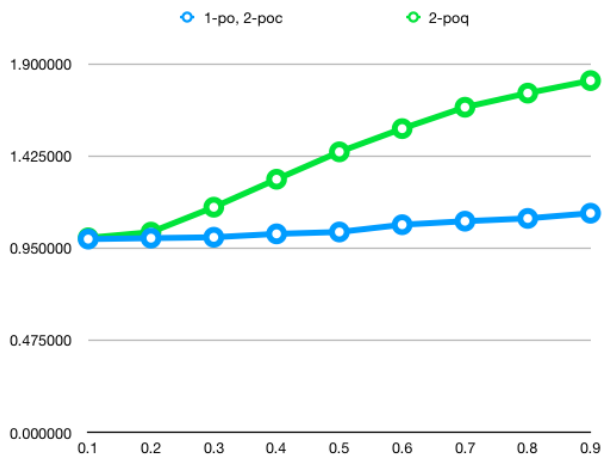


Fig. 5. Stationary average  $\Delta$  versus  $\rho = \beta$  ( $\delta = 1$ ) for D/Weibull/1/etc. systems for Weibull service-time distribution shape parameter  $K = 1.25$ .

## VI. SUMMARY

We motivated a new definition for “age of information” that also accounts for the most recently received message. We derived the average of this quantity in a stationary regime using the Palm inversion formula for different cases. For cases with constant message arrivals with i.i.d. message service/transmission times, we numerically showed that the bufferless server, wherein arriving messages preempt and push out the in-service message if present (PO), has lower age of mean information than

one that blocks arriving messages when the server is busy, or one with a message buffer and the queued message is pushed out when a new message arrives(POQ). Since PO has statistically the same mean age of information as a buffered system that employs a dynamic, “myopic optimal” pushout rule (POC), we postulate that PO is optimal. Finally, we derived the stationary mean of the “traditional” age of information for a bufferless server under push-out.

## REFERENCES

- [1] F. Baccelli and P. Bremaud. *Elements of Queuing Theory*. Springer-Verlag, Application of Mathematics: Stochastic Modelling and Applied Probability, No. 26, New York, NY, 1991.
- [2] Q. He, D. Yuan, and A. Ephremides. Optimizing Freshness of Information: On Minimum Age Link Scheduling in Wireless Systems. In *In Proc. IEEE WiOpt*, 2016.
- [3] S. Kaul, R.D. Yates, and M. Gruteser. Real-time status: How often should one update? In *Proc. IEEE INFOCOM*, 2012.
- [4] V. Kavitha, E. Altman, and I. Saha. Controlling Packet Drops to Improve Freshness of information. <https://arxiv.org/pdf/1807.09325.pdf>, July 18, 2018.
- [5] G. Kesidis. Average age of coupon type upon collection and a related average age of information. <http://www.cse.psu.edu/research/publications/tech-reports/2018/CSE-18-005.pdf>, July 30, 2018.
- [6] A. Kosta, N. Pappas, and V. Angelakis. Age of information: A new concept, metric, and tool. *Foundations and Trends in Networking*, 12(3):162259, 2017.
- [7] M.L. Puterman. *Markov Decision Processes: Discrete Stochastic Dynamic Programming*. Wiley, 1994.

## APPENDIX: D/GI/1/1 SERVER WITH BLOCKING

Consider Fig. 1 for the case of a D/GI/1/1 server with blocking. The number of arrivals  $N$  during the busy period  $B = S$  (not including the first arrival) satisfies

$$P(N = n) = P\left(\frac{n}{\beta} \leq S < \frac{n+1}{\beta}\right).$$

Also,

$$\begin{aligned} E J_{N+1} &= ES - \frac{1}{\beta} EN, \\ E J_0 &= \frac{1}{\beta} E(N+1) - ES, \end{aligned}$$

and the stationary mean duration of a busy cycle is

$$\mathbf{E}(D - D') = \frac{1}{\beta} \mathbf{E}(N + 1).$$

Finally,

$$\begin{aligned} & \mathbf{E} \int_{D'}^D \Delta(t) dt \\ &= \frac{1}{\beta} \mathbf{E} \left( S + \frac{1}{\beta} \left( S - \frac{1}{\beta} \right) + \dots + \frac{1}{\beta} J_{N+1} \right) \\ &= \frac{1}{\beta} \mathbf{E}((N + 1)S) - \frac{1}{\beta^2} \mathbf{E} \binom{N + 1}{2}. \end{aligned}$$

The proof of Prop. 4.1 then follows from the Palm inversion formula.

For the D/M/1/1 blocking case, *i.e.*,  $S \sim \exp(\delta)$ ,

$$\mathbf{P}(N = n) = (e^{-1/\rho})^n (1 - e^{-1/\rho}),$$

*i.e.*,  $N$  is geometric with parameter  $\zeta = 1 - e^{-1/\rho}$ . So,

$$\mathbf{E}(N + 1) = 1/\zeta \text{ and } \mathbf{E} \binom{N+1}{2} = \mathbf{E}N.$$