

Average age of coupon type and related average age of information

George Kesidis

Pennsylvania State University, University Park, PA, USA
gik2@psu.edu

July 19, 2022

Abstract

We consider two types of problems associated with a bufferless server with service preemption (push-out). One type is motivated by “adversarial” coupon collection with applications to modeling the surveillance of a set of servers by a botnet planning a DDoS attack on them collectively. The servers dynamically change according to a moving-target defense. Another type of problem has to do with a sequence of messages handled by the (transmission) server wherein each message obsoletes all previous ones. The objective is to assess the freshness of the latest message/information that has been successfully transmitted, *i.e.*, “age of information”.

1 Introduction

We consider a stationary bufferless (queueless) server with service preemption (push out) of the in-service “job” when a new one arrives. The problems we consider are motivated by two different systems. In one, there are m different coupon types (each corresponding to a server), an entity requests coupons (arrivals to the servers), and the coupon types are periodically reset after random intervals (departures from the servers) so that the collector needs to start over. This “adversarial” coupon-collector was used to model a moving-target defense against surveillance of a proxied multiserver tenant of the cloud in [2]. In another system, the arrivals are a sequence of messages where each message obsoletes all previous messages. In this note, we are interested in the stationary average age of coupon type or successfully transmitted message. Regarding the latter, we study a variation of stationary average age of “age of information” [4, 3, 7, 5], here defined so as to consider presence of newly arrived messages/information to be transmitted.

This note is organized as follows. In Section 2, we motivate the problem of finding the age of a proxy server (coupon type) upon most recent request. In Section 3, we analyze this problem for different models. In Section 4, we motivate our definition of “age of information”. In Section 5, we study this problem for

bufferless servers. In Section 6, we give a calculation of the “traditional” age of information definition for our notation.

2 Motivation for a coupon collector model of a moving target defense

Consider a cloud based multiserver tenant consisting of a set of replica application servers (or just “replicas”) behind a set of proxy (indirection) servers (or just “proxies”) which interact directly with clients over the Internet (the clients are not aware of their replica’s identity). We are interested in cloud-side defenses against denial-of-service attacks by botnets. In previous work, we have considered reactive client-to-server shuffling [8] and server fission [9] based defenses, the latter for application-layer attacks.

Herein, we study a proactive, cloud-side moving-target (motag) defense in which proxies dynamically change to thwart a DDoS attacker’s reconnaissance phase (increase their workfactors) and consequently reduce the attack’s impact. Each client’s request is directed to a proxy by the tenant’s Load Balancer (LB). Proxy Virtual Machines (VMs) of the same tenant need to be on different physical servers, *i.e.*, different proxies have different IPs (different VMs on a physical server may be discriminated by port numbers). So, a flood targeting tenant X’s proxy may have collateral damage on other tenants’ VMs sharing the same physical server, but not on other proxies of tenant X¹. Active clients of proxies aging-out will redirect to the LB. It’s possible that redirection could be initiated by the aging-out proxy, depending on the application. Inactive proxy or LBs identities time-out and are then blackholed for a long time. It’s also possible that a client’s replica does not change during redirection (*e.g.*, AWS elastic IP), again depending on the application.

A basic assumption here is that most attacking bots will not be able to handle address redirection. Moreover, proxies will change in the “targeting” phase of the botnet wherein the previously learned proxies are distributed among the bots.

Consider m proxies that change on average every δ^{-1} seconds. To prevent the attacker anticipating proxies changing, the defender may employ i.i.d. exponentially distributed (memoryless) times between proxy changes (so that the proxy changing process is Poisson at rate δ). Let β be the aggregate rate at which the attacker requests. That is, the motag defender controls m, δ , how to assign clients to proxies, and whether to synchronize proxy changing; while the attacker controls the inter-request-time distribution whose mean is $1/\beta$.

In [2], we relate this scenario to an “adversarial” coupon collector problem in which the reconnoitering attacker is the coupon collector, its adversary is the motag defender, and each proxy corresponds to a different coupon type to be collected. In this way, each proxy (dynamic coupon type) is modeled as a bufferless server with push-out preemptive service, with arrivals corresponding to requests and departures corresponding to proxy changes. We extrapolated the results of

¹Note that some collateral damage may be unavoidable if the botnet targets the LB.

AWS emulations of such motag defense scenarios using coupon collector models. In Table 1, we give the correspondence between this cyber security scenario and the adversarial coupon collector model.

cyber defense context	coupon collector context	parameter
reconnaissance attack	coupon selection	rate β
server/target	coupon type	m types
defense	change coupon type	rate δ

Table 1: Cyber defense and coupon collector jargon correspondence

For example, under deterministically periodic coupon-selection and Poisson coupon-type changing processes wherein all proxies change simultaneously (batch changes), the stationary mean number of different currently valid coupons obtained is

$$1/(e^{1/m\rho} - (1 - 1/m)). \quad (1)$$

In Fig. 1, we use this adversarial coupon collector model of (1) to extrapolate to the case of $m = 1000$ servers. Other models, including round-robin assignment of proxies to requests by the LB and models for which we can obtain the steady-state distribution of the number of servers known to the attacker, are considered in [2].

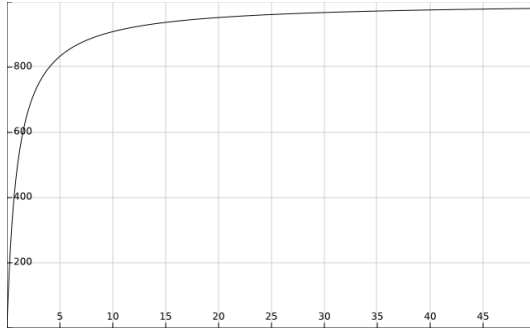


Figure 1: The average fraction of proxies known to the botnet as a function of $\rho = \beta/\delta$ for constant probing by the attacker at aggregate rate $m\beta$ (β per coupon type), batch Poisson proxy changing process at rate δ , and $m = 1000$ proxies.

In this note, we consider random coupon-type lifetimes from the time of request/collection, thus requiring a separate timer per coupon type². We also herein assume that requests are given coupon types chosen uniformly at random. So, the identity dynamics of each coupon type is independent of the others.

In addition to the number of different coupons that are collected, we are interested in the average lifetime of an active coupon type and related quantities, *e.g.*, the rate at which coupon types change (a quantity related to the cost of motag defense).

²Again, in [2], we considered synchronous (batch) changing mechanisms that do not depend on request times.

3 Average age of coupon type upon most recent request

Consider an adversarial coupon collector model [2] where each coupon type is individually reset after a random amount of time S from the time of the most recent request. We focus herein on a single coupon type. The (remaining) time to reset S is refreshed upon a new request/arrival. At time t , let $\Delta_{\text{C}}(t)$ be the difference between the most recent time the coupon type was reset $D(t)$ and the latest request time $A(t)$ such that $D(t) \leq A(t) \leq t$, *i.e.*, the age of the coupon type upon most recent request is

$$\Delta_{\text{C}}(t) = (A(t) - D(t))^+$$

In the following, we are interested in the stationary average of Δ_{C} , $\overline{\Delta_{\text{C}}}$. Note that the age of the current coupon type is

$$\text{AoC}(t) = t - D(t), \quad (2)$$

and Δ_{C} is just the non-negative difference between AoC and the age of the last request for this coupon type, $t - A(t)$, *cf.*, Fig. 2.

Consider coupon requests at rate β with i.i.d. interarrival times $\sim X$ such that finite $\text{E}X = 1/\beta > 0$ and $\text{P}(X = 0) = 0$. Also, assume that the i.i.d. times S after which coupon types are reset are such that finite $\text{E}S = 1/\delta > 0$ and $\text{P}(S = 0) = 0$ (and independent of the arrival process). So, we consider a (queueless) GI/GI/1/1 server with service preemption when a new coupon request arrives. For this “push-out” GI/GI/1/1 server, immediately after a departure time is a server idle period. Following that will be a busy period that concludes with a single departure. The arrival times are renewal points, as are the (successful) departure times.

3.1 Stationary average age for a push-out GI/GI/1/1 server

In steady-state, let B be distributed as the length of a busy period and let N be the number of arrivals during the busy period not including the first arrival that starts it. An illustrative busy cycle is depicted in Fig. 2 for $N = 2$ (3 arrivals total), where J_0 is the idle period, busy period $B = J_1 + J_2 + J_3$, interarrival times J_1, J_2 , and completed service time J_3 . More generally, the completed service time is J_{N+1} and

$$B = \sum_{n=1}^{N+1} J_n.$$

We will use the Palm inversion (cycle) formula [1] to compute the stationary average,

$$\overline{\Delta_{\text{C}}} = \frac{\text{E} \int_{D'}^{D=D'+J_0+B} \Delta_{\text{C}}(t) dt}{\text{E}(D - D')} \quad (3)$$

where $D - D' = J_0 + B = \sum_{n=0}^{N+1} J_n$.

Assume random variables X, S are independent for the following. The intervals

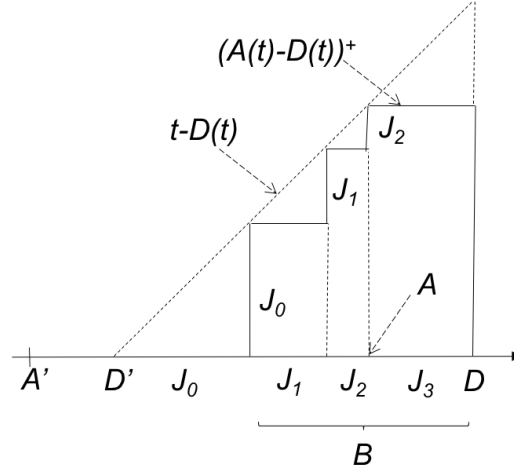


Figure 2: Illustrative busy cycle showing age of coupon type upon collection for $N = 2$ (3 arrivals), server idle period J_0 , interarrival times J_1, J_2 , and consecutive departure times D', D (and their corresponding arrival times A', A).

- $J_0 \sim X - S$ given $X > S$, *i.e.*, $\mathbb{E}J_0 = \mathbb{E}(X - S | X > S)$
- $\forall n \in \{1, \dots, N\}$, $J_n \sim X$ given $S > X$, *i.e.*, $\mathbb{E}J_n = \mathbb{E}(X | S > X)$
- $J_{N+1} \sim S$ given $X > S$, *i.e.*, $\mathbb{E}J_{N+1} = \mathbb{E}(S | X > S)$.

First note that N is geometric with parameter

$$\zeta := \mathbb{P}(X > S),$$

i.e., $\mathbb{P}(N = n) = (1 - \zeta)^n \zeta$ for integers $n \geq 0$ and

$$\mathbb{E}(B | N = n) = n\mathbb{E}(X | S > X) + \mathbb{E}(S | X > S).$$

So, the average busy cycle duration is

$$\begin{aligned}
\mathbf{E}(D - D') &= \mathbf{E}(J_0 + B) \\
&= \mathbf{E}(X - S | X > S) \\
&\quad + \mathbf{E} \left(\sum_{n=0}^{\infty} (1 - \zeta)^n \zeta \mathbf{E}(B | N = n) \right) \\
&= \mathbf{E}(X - S | X > S) \\
&\quad + \mathbf{E} N \mathbf{E}(X | S > X) + \mathbf{E}(S | X > S) \\
&= \mathbf{E}(X - S | X > S) \\
&\quad + \frac{1 - \zeta}{\zeta} \mathbf{E}(X | S > X) + \mathbf{E}(S | X > S) \\
&= \mathbf{E}(X - S | X > S) \\
&\quad + \frac{\mathbf{P}(S > X)}{\mathbf{P}(X > S)} \mathbf{E}(X | S > X) + \mathbf{E}(S | X > S) \\
&= \mathbf{E}(X | X > S) + \frac{\mathbf{P}(S > X)}{\mathbf{P}(X > S)} \mathbf{E}(X | S > X) \\
&= \frac{\mathbf{E}X}{\mathbf{P}(X > S)}
\end{aligned}$$

Note that the rate at which coupon types change is $1/\mathbf{E}(D - D')$, which is a quantity that impacts the defender's costs and nominal clients' overhead of motag defense. So, for the case of exponential (memoryless) S and deterministic $X = 1/\beta$ a.s. (*i.e.*, push-out D/M/1/1 server), the mean rate at which coupon types change is

$$\frac{1}{\mathbf{E}(D - D')} = \beta(1 - e^{-\delta/\beta})$$

Again, the arrival times are renewal points. To the integral of $\Delta_{\mathbf{C}}$, note that the arrival that starts the busy period contributes $J_0 B = J_0 \sum_{i=1}^{N+1} J_i$, where J_0 and B are independent. The k^{th} (of N) arrival after that contributes

$$J_k(B - \sum_{i=1}^k J_i) = J_k \sum_{i=k+1}^{N+1} J_i,$$

where again J_k and $\sum_{i=k+1}^{N+1} J_i$ are independent. Given $N = n$, the mean integral

of Δ_C over a busy period in steady-state is

$$\begin{aligned}
& \mathbb{E} \left(\int_{D'}^{D=D'+J_0+B} \Delta_C(t) dt \middle| N = n \right) \\
&= \sum_{k=0}^n \mathbb{E} J_k \sum_{i=k+1}^{n+1} \mathbb{E} J_i \\
&= \mathbb{E}(X - S | X > S) \\
&\quad \times (n \mathbb{E}(X | S > X) + \mathbb{E}(S | X > S)) \\
&\quad + \sum_{k=1}^n \left((n-k)(\mathbb{E}(X | S > X))^2 \right. \\
&\quad \left. + \mathbb{E}(X | S > X) \mathbb{E}(S | X > S) \right) \\
&= \mathbb{E}(X - S | X > S) \mathbb{E}(S | X > S) \\
&\quad + \mathbb{E}(X | S > X) \mathbb{E}(X | X > S) n \\
&\quad + (\mathbb{E}(X | S > X))^2 \frac{n(n-1)}{2}
\end{aligned}$$

Substituting $\mathbb{E}N = (1 - \zeta)/\zeta$, $\mathbb{E}N^2 = (1 - \zeta)(2 - \zeta)/\zeta^2$ and $\zeta := \mathbb{P}(X > S)$ gives $\mathbb{E} \int_{D'}^{D=D'+J_0+B} \Delta_C(t) dt$ and proves:

Proposition 3.1 *The stationary average age of the coupon type upon most recent request/collection $\bar{\Delta}_C$ of the push-out GI/GI/1/1 server is*

$$\begin{aligned}
& \frac{\mathbb{P}(X > S)}{\mathbb{E}X} \left(\mathbb{E}(X - S | X > S) \mathbb{E}(S | X > S) \right. \\
& \quad + \mathbb{E}(X | S > X) \mathbb{E}(X | X > S) \frac{\mathbb{P}(S > X)}{\mathbb{P}(X > S)} \\
& \quad \left. + (\mathbb{E}(X | S > X))^2 \left(\frac{\mathbb{P}(S > X)}{\mathbb{P}(X > S)} \right)^2 \right)
\end{aligned}$$

Note that for the D/M/1/1 case, *i.e.*, when coupon-type lifetimes $S \sim \exp(\delta)$ and $X = 1/\beta$ a.s., the quantities involved can be computed as, *e.g.*,

$$\begin{aligned}
\mathbb{E}(S | X > S) &= \int_0^{1/\beta} s \frac{\delta e^{-\delta s}}{1 - e^{-\delta/\beta}} ds \\
&= \frac{1}{\delta} \left(1 - \frac{1}{\rho} \cdot \frac{e^{-1/\rho}}{1 - e^{-1/\rho}} \right),
\end{aligned}$$

where $\rho = \beta/\delta$. Thus, the mean number of coupon types (of m) collected in steady-state would be

$$\begin{aligned}
m \frac{\mathbb{E}B}{\mathbb{E}(D - D')} &= m \left(1 - \frac{\mathbb{E}(X - S | X > S) \mathbb{P}(X > S)}{\mathbb{E}X} \right) \\
&= m \rho (1 - e^{-1/\rho})
\end{aligned} \tag{4}$$

Equ. (5) is plotted in Figure 3 for $m = 1000$, which is a little larger than Equ. (1) when $\rho > 1$, where (1) assumes coupons are changed simultaneously and was plotted in Fig. 1.

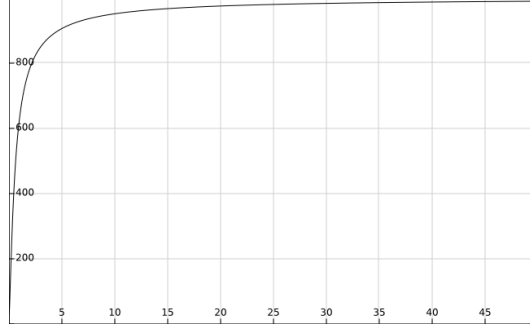


Figure 3: The average fraction of coupon types collected as a function of $\rho = \beta/\delta$ for constant collection rate $m\beta$ (β per coupon type), independent Poisson proxy changing process at rate δ for each coupon type, and $m = 1000$ proxies.

3.2 $\overline{\Delta_C}$ for a push-out M/M/1/1 server

If $S \sim \exp(\delta)$ and $X \sim \exp(\beta)$, then

$$\begin{aligned}\zeta &:= \mathbb{P}(X > S) = \frac{\delta}{\beta + \delta}, \\ \Rightarrow \frac{\mathbb{P}(S > X)}{\mathbb{P}(X > S)} &= \frac{1 - \zeta}{\zeta} = \frac{\beta}{\delta}.\end{aligned}$$

Also,

$$\begin{aligned}\mathbb{E}(S|X > S) &= \int_0^\infty \int_s^\infty s \frac{1}{\zeta} \beta e^{-\beta x} \delta e^{-\delta s} dx ds \\ &= \frac{1}{\beta + \delta}\end{aligned}$$

Similarly,

$$\begin{aligned}\mathbb{E}(X|S > X) &= \frac{1}{\beta + \delta} \\ \mathbb{E}(X|X > S) &= \frac{1}{\beta} + \frac{1}{\beta + \delta} \\ \Rightarrow \mathbb{E}(X - S|X > S) &= \frac{1}{\beta}\end{aligned}$$

So, by substitution,

$$\begin{aligned}\mathbb{E}(D - D') = \mathbb{E}(J_0 + B) &= \frac{1}{\beta} + \frac{1}{\delta} \text{ (as expected),} \\ \mathbb{E} \int_{D'}^{D=D'+J_0+B} \Delta_C(t) dt &= \frac{1}{\delta^2} + \frac{1}{\beta\delta} - \frac{1}{\delta^2 + \beta\delta},\end{aligned}$$

and by the Palm inversion formula (3), we have shown:

Corollary 3.1 *The stationary average age of the coupon type upon most recent request/collection $\overline{\Delta_C}$ of a push-out M/M/1/1 server is*

$$\frac{1}{\delta} - \frac{\beta}{(\beta + \delta)^2} = \frac{1}{\delta} \left(1 - \frac{\rho}{(\rho + 1)^2} \right).$$

where $\rho = \beta/\delta$.

The dependence on β of the statement of this corollary depicted in Fig. 4.

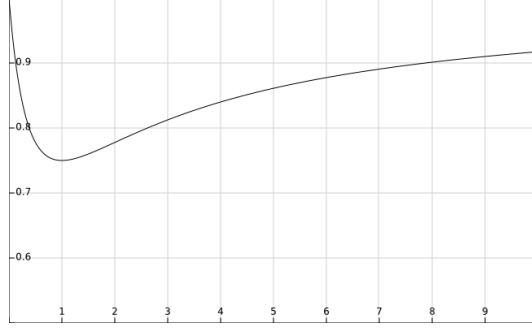


Figure 4: The factor $1 - \rho/(\rho + 1)^2$ for the mean age of a coupon upon most recent request versus $\rho = \beta/\delta$.

3.3 Average AoC

Considering Fig. 2, to compute the average AoC (2) note that

$$\begin{aligned} \mathbb{E} \int_{D'}^{D=D'+J_0+B} \text{AoC}(t) dt &= \frac{1}{2} \mathbb{E}(D - D')^2 \\ &= \mathbb{E} \int_{D'}^{D=D'+J_0+B} \Delta_C(t) dt \\ &\quad + \mathbb{E} \sum_{k=0}^{N+1} \frac{1}{2} J_k^2 \end{aligned}$$

where $\mathbb{E}J_0^2 = \mathbb{E}((X - S)^2 | X > S)$, $\mathbb{E}J_{N+1}^2 = \mathbb{E}(S^2 | X > S)$, and $\forall n \in \{1, \dots, N\}$, $\mathbb{E}J_n^2 = \mathbb{E}(X^2 | S > X)$. Thus,

$$\begin{aligned} &\mathbb{E} \sum_{k=0}^{N+1} \frac{1}{2} J_k^2 \\ &= \frac{1}{2} (\mathbb{E}((X - S)^2 | X > S) + \mathbb{E}N \mathbb{E}(X^2 | S > X) + \mathbb{E}(S^2 | X > S)) \\ &= \frac{1}{2} \left(\mathbb{E}((X - S)^2 | X > S) + \frac{\mathbb{P}(S > X)}{\mathbb{P}(X > S)} \mathbb{E}(X^2 | S > X) + \mathbb{E}(S^2 | X > S) \right) \\ &= \frac{\mathbb{E}X^2}{2\mathbb{P}(X > S)} - \mathbb{E}((X - S)S | X > S) \end{aligned}$$

Thus, we have shown,

Proposition 3.2 *The stationary average age of a coupon type $\overline{\text{AoC}}$ of the push-out GI/GI/1/1 server is*

$$\begin{aligned} & \frac{P(X > S)}{EX} \left(E(X - S|X > S)E(S|X > S) \right. \\ & + E(X|S > X)E(X|X > S)\frac{P(S > X)}{P(X > S)} \\ & + (E(X|S > X))^2 \left(\frac{P(S > X)}{P(X > S)} \right)^2 \\ & \left. + \frac{EX^2}{2P(X > S)} - E((X - S)S|X > S) \right) \end{aligned}$$

Recall $\zeta = P(X > S)$. For the M/M/1/1 case, we can compute $EX^2 = 2/\beta^2$ and

$$\begin{aligned} & E((X - S)S|X > S) \\ & = \int_0^\infty \int_s^\infty (x - s)s \frac{1}{\zeta} \beta e^{-\beta x} \delta e^{-\delta x} dx ds \\ & = \frac{1}{\beta(\beta + \delta)}. \end{aligned}$$

So, using the previous proposition, we have shown:

Corollary 3.2 *The stationary average age of a coupon type $\overline{\text{AoC}}$ is*

$$\frac{1}{\delta} + \frac{1}{\beta} - \frac{1}{\beta + \delta} = \frac{1}{\delta} \left(1 + \frac{1}{\rho} - \frac{1}{\rho + 1} \right)$$

4 Motivation for an Age of Information (AoI)

Certain types of communication involves a sequence of messages where each message obsoletes all previous ones [4, 3, 7, 5]. The generated messages are sent to a transmission server. For a simple example, a temperature sensor could periodically transmit a reading to a remote control system. The control system could prioritize the most recent temperature reading. Alternatively, the messages may be commands to the control system. For the transmission of such messages, an important performance criterion is the age of information.

Consider a stream of messages to a server at rate β , with i.i.d. interarrival times $\sim X$ and i.i.d. message service-times $\sim S$ as above. Again, a newly arrived message obsoletes all previous messages. This implies that messages may be of the same or comparable length (*i.e.*, dependent lengths) but there may be randomness associated with service, *e.g.*, time-varying noise or interference associated with the communication channel.

Again, let $D(t)$, respectively $A(t)$, be the largest message departure time (time of most recently departed message), respectively message arrival time (time of

most recently arrived message), from the server that is $\leq t$. The “Age of Information” (AoI) at time t is [4],

$$\text{AoI}(t) = t - A(D(t)). \quad (5)$$

Previous work on AoI has considered a transmission server after a lossless FIFO queue. More recently, finite and lossy queues and server preemption have been considered for this definition of AoI [5].

Here we are interested in the non-negative difference between the AoI and the generation/arrival time to the transmission system of the most recent message,

$$\Delta_I(t) := (A(t) - A(D(t)))^+. \quad (6)$$

Note that AoI (5) does not consider the arrival times of new messages since the last departure. That is, the question critical to performance which the definition of Δ_I is trying to address is: Has the most recent message been transmitted? Δ_I is zero if this is the case. In the following for a bufferless server, we compute the stationary average Δ_I and conclude with the computation of stationary average AoI (as [5]) using our notation.

5 Stationary average Δ_I (6)

In the following, we consider a bufferless server with service preemption when a new message arrives.

Corollary 5.1 *The stationary average Δ_I , $\overline{\Delta_I}$, of the push-out GI/GI/1/1 server is*

$$\begin{aligned} & \frac{P(X > S)}{EX} \left(E(X|X > S)E(S|X > S) \right. \\ & + E(X|S > X)E(X + S|X > S) \frac{P(S > X)}{P(X > S)} \\ & \left. + (E(X|S > X))^2 \left(\frac{P(S > X)}{P(X > S)} \right)^2 \right) \end{aligned}$$

Proof: We can argue as for the proof of Prop. 3.1 except that $E(X - S|X > S)$ (*i.e.*, EJ_0) is replaced by $E(X|X > S)$ in the computation of the numerator in the Palm inversion formula, *i.e.*,

$$\begin{aligned} & E \int_{D'}^{D=D'+J_0+B} \Delta_I(t) dt \\ & = E \int_{D'}^{D=D'+J_0+B} \Delta_C(t) dt \\ & \quad + E(S|X > S)(E N E(X|S > X) + E(S|X > S)). \end{aligned}$$

□

The following corollary follows from the previous two.

Corollary 5.2 $\overline{\Delta_I}$ of a push-out M/M/1/1 server is

$$\frac{1}{\delta}.$$

In the M/M/1/1 case, this is the same as that under blocking instead of pre-emption.

Proposition 5.1 $\overline{\Delta_I}$ of a M/M/1/1 server that blocks message arrivals when the server is busy is

$$\frac{1}{\delta}.$$

Proof: Here, the argument of Prop. 3.1 is greatly simplified. For independent $S' \sim S$, by the memoryless property of the exponential distribution, the Palm inversion formula in this case simply gives that the average Δ_I is

$$\frac{E((X+S)S')}{E(X+S)} = \frac{E(X+S)ES'}{E(X+S)} = ES = \frac{1}{\delta}$$

□

Considering a server with a buffer, note that to minimize (6) would require queuing at most one message.

6 Stationary average AoI (5)

Finally, we mention how to obtain the stationary average AoI (5) for a bufferless server [5] using the above notation. Fig. 5 depicts a busy cycle (as Fig. 2), D, D' are successive departure times of messages, and A, A' are their corresponding arrival times.

Considering Figure 5,

$$\begin{aligned} E \int_{D'}^D \text{AoI}(t) dt &= \frac{1}{2} E(D - A')^2 - \frac{1}{2} E(D' - A')^2 \\ &= \frac{1}{2} E(D - D' + J'_{N'+1})^2 - \frac{1}{2} E(J'_{N'+1})^2 \end{aligned}$$

We can write $D' - A'$ as a sum of $N + 2$ independent quantities:

$$D' - A' = I_0 + \sum_{i=0}^{N+1} J_i$$

where

$$I_0 = D' - A' + J_0 = J'_{N'+1} + J_0 \sim X \text{ given } X > S.$$

So,

$$\begin{aligned} E(D - A')^2 &= EI_0^2 + EJ_{N+1}^2 + ENEJ_1^2 + (EN^2 - EN)(EJ_1)^2 \\ &\quad + 2EI_0EJ_{N+1} + 2ENEJ_1(EI_0 + EJ_{N+1}) \end{aligned}$$

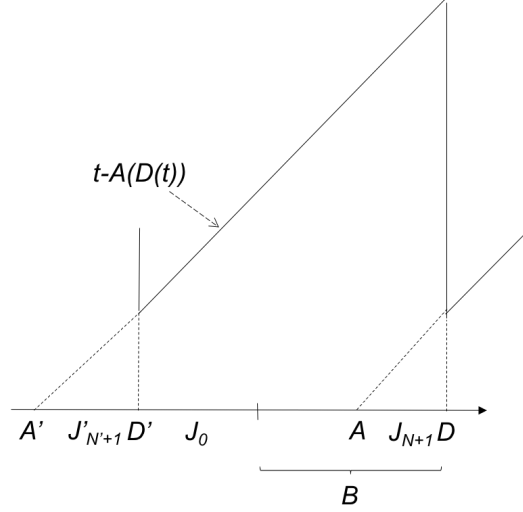


Figure 5: Busy cycle of bufferless server with AoI indicated.

where

$$\mathbb{E}I_0^2 = \mathbb{E}(X^2|X > S), \quad \mathbb{E}J_{N+1}^2 = \mathbb{E}(S^2|X > S), \quad \mathbb{E}J_1^2 = \mathbb{E}(X^2|S > X).$$

For the push-out GI/GI/1/1 server, recall that the moments of ζ -geometric N are: $\mathbb{E}N = (1 - \zeta)/\zeta$ and $\mathbb{E}N^2 = (2 - \zeta)(1 - \zeta)/\zeta^2$. Also, $\mathbb{E}(D - D') = \mathbb{E}X/\mathbb{P}(X > S)$. So, by the Palm inversion formula, we have shown:

Proposition 6.1 *For the push-out GI/GI/1/1 server, the average AoI is*

$$\frac{\mathbb{E} \int_{D'}^D \text{AoI}(t) dt}{\mathbb{E}(D - D')} = \frac{\frac{1}{2}\mathbb{E}(D - A')^2 - \frac{1}{2}\mathbb{E}(D' - A')^2}{\mathbb{E}(D - D')}.$$

For the push-out M/M/1/1 server, recall that the moments of ζ -geometric N are: $\mathbb{E}N = (1 - \zeta)/\zeta = \beta/\delta = \rho$, $\mathbb{E}N^2 = (2 - \zeta)(1 - \zeta)/\zeta^2 = (2\beta + \delta)\beta/\delta^2 = 2\rho^2 + \rho$. And we also have:

$$\begin{aligned} \mathbb{E}(S^2|X > S) &= \int_0^\infty \int_s^\infty s^2 \frac{1}{\zeta} \beta e^{-\beta x} \delta e^{-\delta s} dx ds \\ &= \frac{2}{(\beta + \delta)^2} \end{aligned}$$

Similarly,

$$\begin{aligned} \mathbb{E}(X^2|S > X) &= \frac{2}{(\beta + \delta)^2} \\ \mathbb{E}(X^2|X > S) & \end{aligned}$$

Thus, by substitution into the previous proposition we have:

Corollary 6.1 *The stationary average AoI, $\overline{\text{AoI}}$, for the push-out M/M/1/1 server is*

$$\frac{1}{\delta} + \frac{1}{\beta} = \frac{1}{\delta} \left(1 + \frac{1}{\rho} \right).$$

References

- [1] F. Baccelli and P. Bremaud. *Elements of Queueing Theory*. Springer-Verlag, Application of Mathematics: Stochastic Modelling and Applied Probability, No. 26, New York, NY, 1991.
- [2] D. Fleck, G. Kesidis, T. Konstantopoulos, N. Nasiriani, Y. Shan, and A. Stavrou. Moving-target Defense against Botnet Reconnaissance and an Adversarial Coupon-Collection Model. <http://arxiv.org/abs/1712.01102>, Apr. 26, 2018.
- [3] Q. He, D. Yuan, and A. Ephremides. Optimizing Freshness of Information: On Minimum Age Link Scheduling in Wireless Systems. In *In Proc. IEEE WiOpt*, 2016.
- [4] S. Kaul, R.D. Yates, and M. Gruteser. Real-time status: How often should one update? In *Proc. IEEE INFOCOM*, 2012.
- [5] V. Kavitha, E. Altman, and I. Saha. Controlling Packet Drops to Improve Freshness of information. <https://arxiv.org/pdf/1807.09325.pdf>, July 18, 2018.
- [6] G. Kesidis. Average age of coupon type upon collection and a related average age of information. <http://www.cse.psu.edu/research/publications/tech-reports/2018/CSE-18-005.pdf>, July 30, 2018.
- [7] A. Kosta, N. Pappas, and V. Angelakis. Age of information: A new concept, metric, and tool. *Foundations and Trends in Networking*, 12(3):162259, 2017.
- [8] Y. Shan, G. Kesidis, and D. Fleck. Cloud-Side Shuffling Defenses against DDoS Attacks on Proxied Multiserver Systems. In *Proc. ACM Cloud-Computing Security Workshop (CCSW)*, Dallas, Nov. 3, 2017.
- [9] Y. Shan, G. Kesidis, D. Fleck, and A. Stavrou. Preliminary Study of Fission Defenses against Low-Volume DoS Attacks on Proxied Multiserver System. In *Proc. Malware Conference (MalConf)*, Peurto Rico, Oct. 2017.