

Reassembling the English novel, 1789-1919

Allen Riddell*

Michael Betancourt†

23. July 2018, Revision 10

Introduction

Aspirations in the 20th century for sociologically-inclined literary history foundered due to a lack of accessible, trustworthy, and inclusive bibliographies and biographical records. Despite sustained interest, no principled estimates of the number of novelists writing or the number of new novels published during the 19th and early 20th centuries ever materialized (Sutherland 1988). Without a detailed accounting of novelistic production, numerous questions proved impossible to answer. The following three are representative: How many writers made careers as novelists, Are there unacknowledged precursors or forgotten rivals to canonical authors, To what extent is a writer's critical or commercial success predictable from their social origins? Although material traces of every novel published in Europe and North America survive, gathering particulars required to answer questions such as these proved too time-consuming or too resource intensive.

The lack of credible information about the population of novelists and the population of published novels obstructs research in literary studies, cultural studies, book history, and sociology of literature. Two communities in particular stand to gain from a more detailed accounting of these two populations. The first includes those interested in studying literary form and prose style from below. A characteristic concern of this group is an interest in how the emergence and diffusion of literary morphology reveals information about broader economic, social, and cultural relationships within and across national and linguistic situations (e.g., Escarpit (1958), Moretti (1998), Casanova (1999), and Moretti (2000a)). The second group includes researchers in cultural studies and sociology of culture interested in uniting literary history with sociological concerns. This group includes those interested in the working conditions facing novelists and those studying the history of occupational gender segregation in the text industry (e.g., R. Williams (1965), Tuchman

*Indiana University, Bloomington

†Symplectomorphic, LLC. Research conducted while at Columbia University.

(1989)). This group also includes those interested in reassembling an understanding of literary artworks as products of networks of actors whose actions are necessary for works' existence and whose actions, in turn, shape the art objects (Becker 1995, p. xii). Library digitization and sharing of machine-readable datasets are two developments which support research agendas associated with these communities. More generally, these developments facilitate studying literary works at multiple scales and with a broader range of vocabularies.

To demonstrate the improving prospects for data-intensive, sociologically-inclined literary history, this paper offers two analyses of bibliographic data concerning novels published in the British Isles after 1789. Both of these analyses would not have been possible—or at least not practical—without the availability of digital surrogates of surviving volumes and the sharing of machine-readable bibliographic data. First, we estimate the yearly rates of new novel publication in the British Isles between 1789 and 1919, a period which witnessed, in aggregate, the publication of between 40,000 and 63,000 previously unpublished novels (“new novels”). Although there has been considerable speculation about this time series, ours are the first principled estimates to be published. The years studied include the rise of mass literacy and one of the more important periods in the history of publishing (1830-1850), a period during which practices and institutional arrangements resembling the modern publishing industry emerge (Raven 2007, pp. 328-329). Second, using the titles of novels published between 1800 and 1829, we resolve a dispute concerning occupational gender segregation in novel subgenres. We show that the remarkable growth in the number of men novelists after 1815 was not concentrated in particular subgenres (military novels, nautical tales, and historical novels).

The analyses presented here are limited to literary production on two islands in the North Atlantic. Although the prospect of comparative research was a primary motivation for this work, a lack of comprehensive bibliographical records outside the British Isles made such research difficult. The exhaustive bibliography of novels published between 1770 and 1836 found in Raven and Forster (2000) and Garside and Schöwerling (2000) (hereafter “RFGS”)—indispensable to the work here—has no real equivalent. (For example, although Brümmer (1884) is impressive in the number of German-language titles it documents, like Block (1961), it makes no claims to have enumerated all titles published.) Bibliographic work on novels written in languages other than English is, however, ongoing and library digitization makes the work considerably easier. And the estimates presented here provide information about plausible trajectories of literary production elsewhere. For example, because it is hard to imagine per capita novelistic production growing considerably faster than it did in the British Isles during the 1840s, the pace of growth during this decade may be used as an estimate of the upper bound on the pace of growth in established text industries in other geographic regions.

Rise of the Text Industry

No survey of new novels published in the British Isles exists for any year after 1836. There is neither an exhaustive list of new novels published nor principled estimates of the number of new novels published in any given year in any year after 1836. Given the pace of expansion in the publishing industry during the period and the time and resources required to complete RFGS this is understandable.¹ The absence of information about novels published after 1836 is regrettable because this period witnesses the rise of mass literacy and sees the publishing industry adopt practices and organizational structures characteristic of the modern text industry (Raven 2007, pp. 328-329). What little information we have about the population of literary works published after 1836 relies on inferences drawn from the heterogeneous population of published books (novels and non-novels, new and reissued) (Weedon 2003; Eliot 1997). Even here, however, the information is not detailed enough to allow us to estimate the number of novels (new or reprinted), published during any year or decade.

In this section we estimate rates of novelistic production for each year between 1789 and 1919 from five existing data sources using a probabilistic model. In addition to annual publication counts, the data permit us to estimate the proportion of new titles associated with men and women authors. Although we do not directly observe the number of new novels published in any year after 1836—or new novels by author gender after 1829—we infer credible intervals through the use of a model of several correlated time series. Our results make visible, for the first time, a period of particularly intense growth between 1840 and 1855.

Background

There are bibliographies and related resources that purport to provide information about new novels published during specific periods of the 19th century. Most are unusable. Typical are bibliographies of a period or novel subgenre which for one reason or another are not exhaustive. Block (1961) is one example. Although it advertises itself as a bibliography of English novels published between 1740 and 1850, it is not clear what novels are included and what novels are missing. Worse, it includes books which are not novels by any prevailing definition Garside, Raven, and Schöwerling (2000, p. 2). There are, however, a small number of works which are exhaustive for a period or genre and do provide information usable by those interested in an inclusive history of the novel and of novel writing. Bassett (2008), for example, enumerates three-volume editions appearing between 1863 and 1897. RFGS,

¹There are many challenges associated with assembling an exhaustive list. A small number of books are published but never advertised in industry publications such as *Publishers' Circular*. In other cases, novels may be advertised but never published, or published under a different title. Bibliographic work is complicated further by the fact that in a (very) small number of cases, no copies of a novel survive.

mentioned earlier, enumerates all novels published between 1770 and 1836. RFGS also helpfully makes clear how they go about the essential task of distinguishing novels from non-novels (Garside, Raven, and Schöwerling 2000).

For those interested in an inventory of new novels published during the 19th century, the most useful information comes from historians of publishing. (With notable exceptions—including Escarpit (1958), Moretti (1982), Moretti (1998), and Moretti (2000b)—literary historians working after 1950 have not pursued an inclusive history of the novel, one which would include all novels and novelists.) Working with a machine-readable version of the *Nineteenth Century Short Title Catalog* (NTSC), Eliot (1997) creates a time series which provides information about the number of books published in London, Oxford, Cambridge, Edinburgh, and Dublin each year between 1801 and 1870.² Until an integrated history of the English novel and the book trade is written, this series will be invaluable. It helps us in two specific ways. First, it provides a crude upper bound on the number of new novels published each year as the number of new novels will always be less than the number of books (novels and non-novels) appearing in a given year. Second, because the rate of book production and the rate of new novel production are correlated, the time series gives us considerable insight into how the rate of new novel production likely changed from year to year.

The two most important resources used to estimate the rate of novelistic production are RFGS and a series derived from the *Nineteenth-Century Short Title Catalog* (NSTC). Three other resources used in the model—which tend to cover shorter periods—are introduced in the next section.

Method

We estimate annual rates of novelistic production from five data sources using a probabilistic model. The model assumes that changes in the pace of novelistic production are well described by exponential growth with transitory deviations. Using the model and available data we infer the pace of growth and the character of deviations. Taken together these inferences permit us to estimate the number of novels published each year between 1789 and 1919. In this section we first describe the resources used and then elaborate the model.

The English Novel, 1770-1836 (“RFGS”) The most important source of information is *The English Novel*, an exhaustive survey of novels appearing between 1770 and 1836 (Raven and Forster 2000; Garside and Schöwerling 2000; Garside, Mandal, et al. 2006). In

²Working with data from Eliot (1994), Weedon (2003) combines the work of Eliot with other sources to offer a succinct description of publishing between 1836 and 1919 (Weedon 2003, pp. 46-51).

this paper we refer to the two-volume printed bibliography, updates, and online database collectively as RFGS.³

RFGS anchors the analysis in this paper in several respects. What RFGS records, counts of new novels—and, for 1800–1829, counts by author gender—is what we wish to infer for the entire period (1789–1919). RFGS provides a principled, descriptive definition of the novel: printed works referred to as novels by readers at the time. The usefulness and specificity of this definition is amplified by the fact that RFGS provides examples of works which meet the definition (the bibliography itself) as well as works which do not meet the definition. RFGS includes detailed records for each title listed in the bibliography. For years 1800–1829, each record includes an indication of the gender of the author. RFGS code author gender as (“Male”, “Female”, “Unknown”). If the title indicates author gender but not author name, the title is associated with the indicated author gender. For example, although the novel *The Castle of Probation* (1802) does not have a named author, it is associated with a “Male” author in RFGS because the novel’s full title includes the words “By a Clergyman”.⁴ As a practical matter, we see RFGS as providing two distinct time series: first, counts of new novels published between 1770 and 1836; and, second, counts of new novels by author gender between 1800 and 1829. We further limit our attention to records associated with 1789 and later years in order to allay concerns about the definitional strategy used. As the 18th century progresses, characteristics associated with works labeled “novels” tend to stabilize. Works published after 1789 which were referred to as novels are very likely to share morphology with works labeled novels published during later decades. This is less often the case for novels published earlier in the 18th century.

To the concern that the definition used by RFGS may be too restrictive, that it may tend to exclude literary works which were not called novels but which are, in all other respects, treated by readers at the time as if they were novels, it is worth noting that different definitions of the novel tend to agree on particulars in more than 85% of cases. Moreover, disagreement is localized. Most disputed cases involve novel-like (didactic) juvenile fiction and novel-like religious fiction (Troy Bassett, personal communication, Nov. 9, 2015). It should, therefore, be straightforward for other researchers to adjust the estimates reported here or to modify the model source code accompanying this paper to accommodate different assumptions about what works count as novels.

Nineteenth-Century Short Title Catalog (London, Oxford, Cambridge, Edinburgh, or Dublin), 1801–1870 (“LOCED”). Eliot (1997) extracts yearly totals of

³To the best of our knowledge, Garside, Mandal, et al. (2006) includes corrections and additions to Raven and Forster (2000) and Garside, Mandal, et al. (2006) which have been published online from time to time (e.g., Garside, Berlangier, and Mandal (2001)).

⁴“THE CASTLE OF PROBATION, OR, PRECEPTIVE ROMANCES; CHIEFLY TAKEN FROM LIFE. BY A CLERGYMAN. IN TWO VOLUMES.” (RFGS record no. 1802A002).

entries (novels and non-novels) listed in the *Nineteenth-Century Short Title Catalog* (NSTC) associated with one of the following places of publication: London, Oxford, Cambridge, Edinburgh, or Dublin. We refer to this time series using Eliot’s abbreviation, “LOCED”. Because RFGS provide an exhaustive survey of new novels between 1801 and 1836, we know what percentage of LOCED titles are new novels for 36 years. During these years there is, therefore, an opportunity to observe how the two time series co-vary.

Our LOCED series differs from Eliot’s in one important respect. The original LOCED series has an unusual feature: undated material is assigned to the nearest half-decade (to a year ending with a “0” or a “5”) (Eliot 1997, p. 86). To deal with this idiosyncrasy, we ignore entirely publication counts from the original series which are associated with years ending in “0” or “5”. Although ignoring counts in these years might appear to bias the counts associated with other years downward (as many works, were their publication years known, “belong” in adjacent years), we have a different view. The original LOCED series mixes two time series, a series recording dated material and a series recording undated material. (New novels, for example, are virtually certain to report publication years on their title pages.) By stripping out counts for years ending with “0” or “5”, we ignore the time series related to undated publications.⁵

Publishers’ Circular, 1843-1919 (“PC”) The third time series we use records yearly totals of new titles derived from *Publishers’ Circular*, 1843–1919 (Eliot 1994) (“PC”). Issues of *Publishers’ Circular* appeared biweekly and listed new books published. The PC time series overlaps with LOCED for 28 years (1843–1870), permitting observation of how these two series co-vary. As one would expect given the similarity in what is being recorded in the two series, the PC series and the LOCED series are highly correlated ($r = 0.72$). Together they give us a guide to year-to-year variation in the rate of book publication over 119 years (1801–1919).

At this point the inference strategy may be growing clearer. We aim to gather several partially overlapping time series which are correlated in order to “triangulate” from observed rates to unobserved rates.

The Athenaeum Reviews of Novels, 1860, 1865, . . . , 1900 The fourth and fifth resources are used primarily to improve the estimates of the number of new novels published after 1850. Improving our estimates for this period is important because uncertainty grows as we move further away from the bibliographic terra firma of the early 19th century. The fourth resource appears in Casey (1996). Casey provides counts for the number of novels

⁵Of course, ignoring counts in years ending with “0” or “5” means discarding potentially useful information about counts of dated publications. Separating counts of dated material from undated material in these years would be valuable.

reviewed in *The Athenaeum* during nine years: 1860, 1865, 1870, 1875, 1880, 1885, 1890, 1895, and 1900. (*The Athenaeum* was a London literary magazine published from 1828 to 1921.) Casey also breaks down the number of novels reviewed during the nine years by author gender. We make the assumption that every title counted as a novel in this time series meets the definition of a novel used by RFGS.

Counts are taken from Chart 2 in Casey (1996). In Casey’s series, titles with multiple authors contribute an author fraction to the relevant count. As the model used here is designed to model count data, all non-integer values in Chart 2 are rounded down. As novels with multiple authors are exceedingly rare during the period, we feel that ignoring authors other than the first will not meaningfully change any results presented in our analysis.

The Athenaeum does not review all novels published, so these counts are significantly lower than the total number of new novels published. If we knew the percentage of new novels reviewed by the magazine, we could derive the number of new novels published during these nine years. We infer the percentage of novels reviewed by modeling the overlapping time series. This strategy is the same as the one used to infer the percentage of total books published which are novels. In our model, we assume that the percentage of novels reviewed, whatever it turns out to be, is fixed during the period 1860–1900. Supporting this assumption is the observation that novel reviews in *The Athenaeum* increased markedly between 1860 and 1900, suggesting that the periodical enjoyed flexibility in the number of titles it reviewed.

Elicited Distributions of New Novel Publications in 1886, 1891, and 1894 The fifth resource, like the fourth, is used to reduce the considerable uncertainty about the number of new novels published in the second half of the 19th century. The fifth resource is a series of three *distributions* over rates of new novels publication in the years 1886, 1891, and 1894. These distributions are elicited from a domain expert, Troy Bassett, editor of *At the Circulating Library: A Database of Victorian Fiction, 1837-1901* (“ATCL”).⁶ We follow the elicitation procedure described in Garthwaite, Kadane, and O’Hagan (2005). For each year, we asked Bassett to report quartiles of the distribution reflecting his beliefs about the total number of new novels published that year. As editor of ATCL, a database which contains entries for over 15,000 novels published between 1837 and 1901, Bassett is in a position to make accurate estimates of intervals which are likely to contain the total number of new novels published in any year during the Victorian period. Eliciting quartiles of a distribution which describe the likely number of new novels published in a

⁶These years were chosen because a preliminary model made implausible predictions for these years. The predictions were implausible in that they were near or lower than a lower bound on the number of novels published in the relevant years. Lower bounds were available for these years because the ATCL database already contains records for many thousands of novels published in the 19th century.

year is roughly equivalent to asking for an interval which contains the true number with probability 0.5. After eliciting quartiles of the distributions for the three years, we find familiar probability distributions which have quartiles as close as possible to those elicited. The three distributions identified in this way are the distributions used in the model. For example, the quartiles elicited for the year 1886 are 394, 482, and 613. A normal distribution with mean 494 and standard deviation 163 has approximately the same quartiles: 384, 494, 604.⁷

A Model of Novelistic Production

We view the number of new novels appearing each year as counts generated from a process defined by a year-specific latent rate. The latent rates of new novel publication change from year to year following a simple exponential growth trend with transitory deviations due to disruptions in the book trade— economic depressions, wars, cholera outbreaks, and so forth. We know enough about literary production during the period to safely say that a model failing to account for periodic deviations would be conspicuously inadequate. Since we model latent rates of new novel publication on the log scale our model of growth is a linear model. Such a model is often referred to as a “log-linear model”. Rates are modeled using a Gaussian Process, with the mean of the Gaussian Process capturing the basic trend and the Gaussian Process’s covariance structure capturing transitory deviations. (As Gaussian Processes are covered in detail elsewhere—for example, in Rasmussen and C. K. I. Williams (2005) or Bishop (2007)—we do not describe them in any detail here.) In this section we review the most important assumptions we make in our model—exponential growth with transitory deviations—and then describe in detail how the five time series mentioned in the preceding section appear in the full model. To simplify the presentation, we initially describe the model without considering author gender. The minor adjustments required to model author gender are presented at the end of this section.

Seen from a distance, it is obvious that the rate at which new novels appear grows exponentially. We can appreciate this by looking at the rate at which books (novels and non-novels) appear (Eliot 1997; Weedon 2003). Additional evidence, if any is needed, is

⁷The distributions were elicited in a phone conversation between Allen Riddell and Troy Bassett on November 9th, 2015. The quartiles reported in the paper are discounted from the original quartiles (450, 550, 700). Discounting is required because ATCL uses a more inclusive definition of the novel than RFGS. (For example, RFGS exclude some religious and didactic fiction that ATCL includes.) Bassett reports that between 10% and 15% of the novels included in ATCL would not be counted as novels according to RFGS. For this reason we discount the reported quartiles by 12.5% (the midpoint between 10% and 15%). The matching of ideal distributions to the elicited distributions (implied by the quartiles) involves one additional step because we model the rate of new novel publication on the log scale. We use Gamma distributions which have quartiles as close as possible to the elicited distributions (now on the log scale). For example, the final representation of the distribution with quartiles 394, 482, and 613 is (on the log scale) a Gamma distribution with shape and rate parameters of 278 and 46.

available from Eliot (1998) which shows nonlinear growth in the number of titles labeled as “Literature” in the NSTC (Eliot 1998, p. 85). The standard approach to modeling this sort of trend is a log-linear model. Taking log publication rates as our estimands, we can describe the trend using a linearly increasing rate of publication. In a log-linear model, the log rate of new novel publication in a given year t is described by a two-parameter expression, $\alpha + \beta t$, where β is interpreted as an annual growth rate. (For example, if in year 1800 the annual rate of publication is 100 new novels and the rate grows continuously at a rate of 3%, β would be 0.03 and in the year 1900 the annual rate of publication would be roughly 2,000 new novels.) In our model of the log rates of new novel publication, a linear trend appears as the mean function of a Gaussian Process.

Both the linear trend and transitory deviations are modeled by a Gaussian Process. The time series derived from the NSTC (LOCED) and *Publishers’ Circular* (PC) make clear that novel publishing experienced several disruptions between 1789 and 1919. Time series of the number of books published suggest the influence of events including wars, market panics, and epidemics. That the disruptions are transitory is also clear; the text industry always returns to growth. Because Gaussian Processes can model both an underlying trend and periodic or transitory deviations, they are a familiar choice in settings similar to this one. (In particular, Gaussian Processes are more expressive than models with independent and identically distributed errors such as linear regression.) The backbone of our model is a Gaussian Process of the log rate of new novel publication between 1800 and 1919. In symbols, the log rate of new novel appearance for year $t = 1, \dots, T$, $T = 120$ is given by

$$\begin{aligned}\lambda_t &= \alpha + \beta t + \epsilon(t), \\ \epsilon(\vec{t}) &\sim \text{GP}(0, K) \\ k(t, t') &= \sigma_\lambda^2 \exp\left(-\frac{|t - t'|^2}{l_\lambda^2}\right)\end{aligned}$$

where the year $t = 1$ is associated with 1800, $t = 2$ with 1801, and so on; $\text{GP}(0, K)$ is a zero-mean Gaussian Process with 120×120 covariance matrix K ; and the element (t, t') of K is given by $k(t, t')$.

To capture the belief that deviations from the trend (parameterized by α and β) will tend to persist for a bounded number of years, we use an informative prior distribution on the characteristic length-scale l_λ . This distribution places 90% probability on values between 1 and 10, expressing the prior belief that deviations will tend to persist for between 1 and 10 years. Such a prior distribution is consistent with the belief that, say, a market panic might affect the rate of novel publication in the short term but would likely cease to influence publication rates in years which are more than ten years distant from the event.

The observed annual counts of new novels from RFGS (1800-1836) (the first time series)

are connected to the latent rates $\lambda_{1:37}$ via a Negative Binomial sampling distribution. This sampling model allows us to connect the smoothly varying rates to observed counts of new novels. Separating the latent rate from the observed counts in the model is particularly important before 1840 because there is considerable year-to-year variation in the observed counts of new novels which are due to the arbitrary assignment of novel publications into discrete years.⁸ In symbols, the sampling model is given for year $t = 1, \dots, T$, $T = 37$ by

$$y_t \sim \text{NegativeBinomial}_2(\exp(\lambda_t), \phi_y)$$

where $\text{NegativeBinomial}_2$ is parameterized by a location parameter and a parameter controlling dispersion. (If Y is distributed according to a $\text{NegativeBinomial}_2(\mu, \phi)$ distribution then $E(Y) = \mu$ and $\text{Var}(Y) = \mu + \frac{\mu^2}{\phi}$.) We use a two-parameter Negative Binomial sampling model here rather than a simpler, single-parameter Poisson model. The former’s ability to model additional variation is important given the uncertainty about the latent process being modeled.

To incorporate the counts of *Publishers’ Circular* (PC) titles (the second time series), we introduce an additional Gaussian Process to model, for each year, the proportion of PC titles which are new novels. Background knowledge and Eliot (1998) lead us to believe that the proportion will be certainly less than 50% and that it will increase modestly over the period. As we did for the rates of new novel appearance, we transform the proportions into units which are conveniently modeled using a linear trend. In this case, we express the proportions on the log odds scale, denoting the log odds as ν_t for year t . (The log odds is the logarithm of the odds, $\log(\frac{p}{1-p})$, where p is a proportion between 0 and 1.) In contrast to our thinking about year-to-year variation in rates of new novel publication, we anticipate that the proportion of PC titles which are new novels will change comparatively slowly. Whereas an economic crisis or other kind of “shock” might affect the rate of new novel publication over a period of several years, it would likely not affect the proportion of books which are novels. In other words, we anticipate that factors influencing the economics of publishing novels as opposed to non-novels does not change as rapidly as factors influencing the rate of book publishing in general. To capture this belief, the characteristic length-scale for this second Gaussian Process is modeled with a prior distribution placing 90% probability on values between 8 and 36, expressing the belief that deviations from trend will tend to persist for between 8 and 36 years. In symbols, the proportions are modeled for year $t = 1, \dots, T$, $T = 120$ on the log odds scale as follows:

⁸One way of appreciating the importance of modeling new novel publication with a continuous rate parameter is to imagine a situation where the aleatory variation in new novel counts is considerably greater. Imagine modeling new novel publication via weekly counts. In such a setting observing that zero new novels appeared in a given week would not be particularly meaningful. It would certainly not imply that there was zero activity associated with novel publishing during that week.

$$\begin{aligned}
\nu_t &= \alpha_\nu + \beta_\nu t + \epsilon_\nu(t) \\
\epsilon_\nu(\vec{t}) &\sim \text{GP}(0, K_\nu) \\
k_\nu(t, t') &= \sigma_\nu^2 \exp\left(-\frac{|t - t'|^2}{l_\nu^2}\right)
\end{aligned}$$

As with the yearly novel publication counts, observations of PC title counts (1843-1919) are connected to latent rates via a Negative Binomial sampling distribution. The latent rate of PC title appearance in year t , the mean of the sampling distribution, is $\exp(\lambda_t)/\text{logit}^{-1}(\nu_t)$, where logit^{-1} , the inverse logistic function, is the inverse of the transformation of a proportion into log odds. For example, if the proportion of PC titles which are novels is 12% and the rate of new novel appearance is 300 then the observed PC title count will be modeled with a Negative Binomial distribution with mean 2,500.

The yearly *Nineteenth-Century Short Title Catalog* (LOCED) publication counts (the third time series) record, in essence, the same information as the PC title counts series. Because the two series are so similar—they both record total publications (novels and non-novels)—we model the LOCED rate in terms of the PC rate: we assume that the LOCED rate is a fixed multiple of the PC rate. The rate at which titles are recorded in LOCED is incorporated into the model by assuming that the rate is the same as the PC rate, multiplied by a constant factor, π_ν . Because LOCED counts are always greater than PC counts, this factor will be greater than one. As before, a Negative Binomial sampling distribution connects this yearly rate to the observed LOCED counts (1801-1870). For reasons discussed earlier, LOCED counts from years which end in a '0' or '5' are ignored.

Counts of new novels reviewed in *The Athenaeum* (the fourth time series) are incorporated into the model using a similar strategy to the one just described for LOCED title counts. The rate at which novels are reviewed is assumed to be equal to the rate of new novel publication multiplied by a constant factor, π_a . The use of a constant factor reflects the assumption that the proportion of new novels reviewed in *The Athenaeum* was roughly the same during each of the nine years. As noted earlier, that *The Athenaeum*'s reviewing expands considerably during the period (from 137 in 1860 to 473 in 1900) lends this assumption superficial plausibility. As we know in advance that *The Athenaeum* does not review all new novels, an informative Gamma prior distribution placing 90% probability on a value between 30% and 70% is used. As with the other count-based time series, a Negative Binomial sampling model is used to model the relationship between latent rates and observed counts.

We relate the three distributions elicited from Bassett (the fifth data source) directly to new novel publication rates for the relevant years (λ_{87} , λ_{92} , and λ_{94}). This makes incorporating the distributions into the model straightforward: the three elicited distributions are used

as prior distributions on the rate of new novel appearance during 1886, 1891, and 1894. Although a meticulous approach would associate the three distributions with the unobserved *counts* of new novel publications—this is, after all, what Bassett was asked about—such an approach would add considerably complexity to the model by requiring us to model latent discrete variables (the unobserved counts). Assuming that the Bassett estimates concern continuous latent rates rather than discrete counts has the consequence of modestly understating the variance of the elicited distributions. Given that the elicited distributions indicate a generous degree of uncertainty we think this is a reasonable price to pay for a simpler model.

Modeling author gender The essential structure of the model has been introduced. The full model differs slightly from the version presented. In addition to estimating the number of new novels published each year, the full model also estimates the number of novels published by author gender. This is accomplished by adding, for each year, two parameters to the model. The first parameter, ρ_t , records the proportion of new novels associated with an author of unknown gender. The second parameter, σ_t , records the proportion of known-author-gender new novels associated with men authors (a proportion of a proportion). With these two parameters it is possible to calculate the proportion of new titles given each of the three author gender annotations. For example, new novels associated with women authors in year t is given by $(1 - \rho_t)(1 - \sigma_t)$. Each sequence, $\rho_{1:120}$ and $\sigma_{1:120}$, is modeled on the log odds scale using Gaussian Processes with a linear trend. Prior distributions for the characteristic length-scale parameters are the same as the prior distribution used for the length-scale parameter for the Gaussian Process model of $\nu_{1:120}$ (the proportion of PC titles which are new novels). Observed counts of new titles by author gender—available in *The Athenaeum* series and, for 1800 to 1829, in RFGS—are modeled with Negative Binomial sampling distributions.

New novels by author gender, 1789-1799 We estimate the number of new novels by author gender separately for the 11 years between 1789 and 1799. Because the number of new novels published during this period appears in RFGS, we need only estimate, for each year, the proportion of novels associated with men, women, and unknown gender authors. We accomplish this by collecting and manually annotating a random sample of 110 titles from RFGS (ten titles for each year). For each year we calculate a posterior distribution over proportions using a multinomial sampling model and an informative Dirichlet prior distribution loosely centered on observed proportions in 1800.

For the full model covering the period between 1800 and 1919, posterior inference is performed using Hamiltonian Monte Carlo as implemented in Stan (Carpenter et al. 2017).

All parameters whose prior distributions are not discussed are given reasonable, weakly informative priors. Source code and all datasets used accompany this paper.

New Novel Publications, 1789–1919

The model provides estimates of the rate of novel publications for each year between 1789 and 1919 (Figure 1). In aggregate between 40,000 and 63,000 new novels likely appeared between the years 1789 and 1919. (All intervals mentioned are 90% credible intervals.) A summary by decade appears in Table 1. For comparison, the number of these titles which are still in print today is shown, by author gender and decade of publication, in Table 2. This “reprint canon” (borrowing the label from Bassett (2017)) serves as an approximation of the body of works currently taught in universities. The reprint canon very likely represents less than one percent of novels published during the period. It is possible that it represents as little as one half of one percent of published titles.⁹

One remarkable development which is visible by inspection is the rapid growth in per capita new novel publication between 1840 and 1855. Figure 2 shows a plot the number of new novels published per person on a logarithmic scale. Three regimes of growth in the 19th century are visible. Before 1840 there appears to be modest growth in the number of titles published each year. Between 1840 and 1855 there is rapid growth in the number of titles produced annually, from 3.1 to 6.4 novels per million persons. Average annual growth during this period is 5%. Between 1855 and 1900 there is likely steady, but markedly slower growth. The average annual growth during this period is likely 2%. The rapid growth during the second period (1840–1855) merits further investigation. How did it come about and how was it sustained? What consequences did it have for the network of actors involved in the literary market? The per capita rate of novel publication likely doubled in the space of a 15 year period, requiring a rapid expansion in a range of processes of interest to literary historians and historians of publishing. For example, this growth suggests a doubling of the labor of compositors, a doubling of paper used, and a doubling of the per capita rate at which manuscripts were developed for publication. How was this rate of growth sustained? Did one particular novel subgenre, group of intermediaries, or cohort of novelists benefit from this expansion? The rapid pace of growth seems likely to have left traces in a variety of places, not least in the lives of writers and in the morphology of literary texts.

Estimates of the yearly rate of new novel publication by men authors are shown in Figure 3. The estimates are consistent with the widely held belief that there was a demographic shift in the occupation of novel writing during the 19th century (Tuchman 1989, pp. 5-11).

⁹The period between 1800 and 1899 is often the focus of discussion. Between 21,000 and 28,000 appeared between 1800 and 1899. Totals for other intervals may be calculated using annual publication rates shown in Table 3. Table 4 shows reprint canon titles by author gender and year.

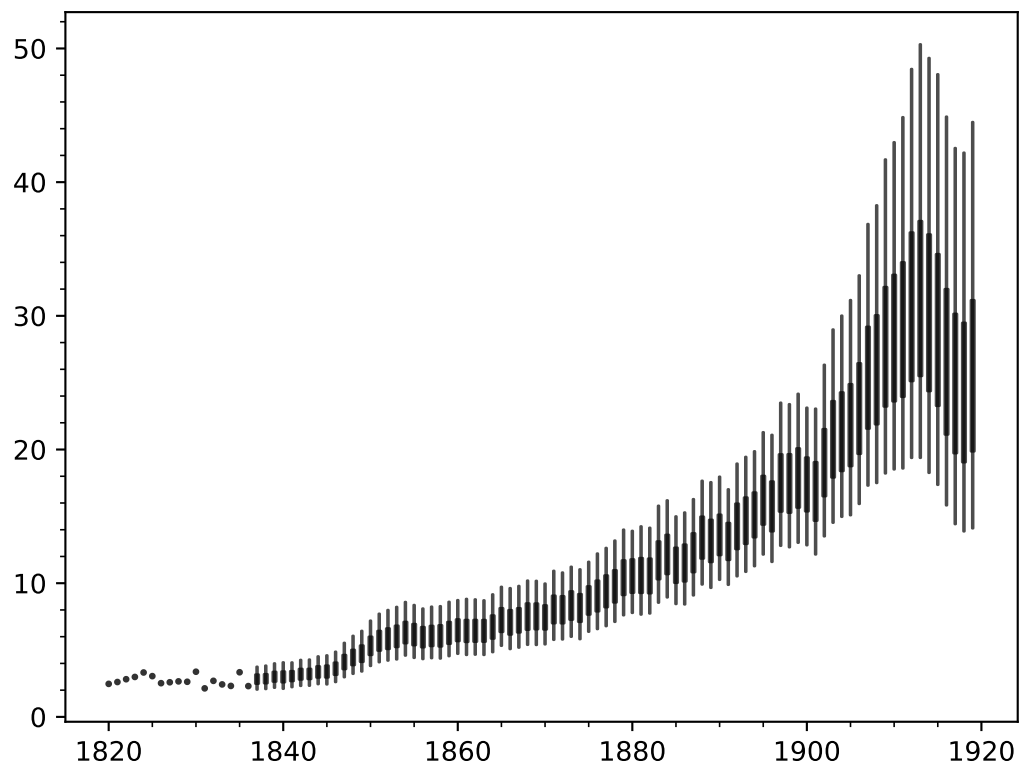


Figure 1: **New novels per million persons, 1820–1919.** Figure shows new novels published in the British Isles, per million persons, between 1820 and 1919. Population figures are from Maddison ([2009](#)). Population of the British Isles is calculated by adding UK and Ireland populations.

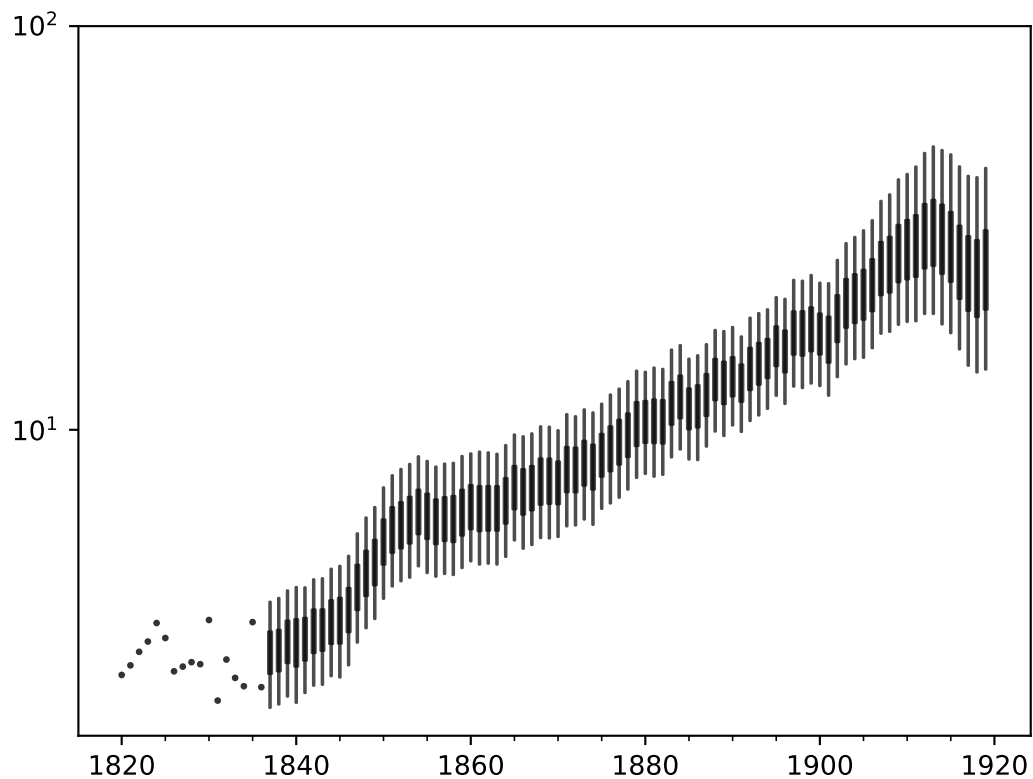


Figure 2: **New novels per million persons, 1820–1919 (log scale).** Figure shows new novels published in the British Isles, per million persons, between 1820 and 1919 using a \log_{10} scale. Population figures are from Maddison ([2009](#)). Population of the British Isles is calculated by adding UK and Ireland populations.

At the beginning of the 19th century a majority of novels with known author gender were associated with women novelists. By the end of the 19th century this percentage had likely declined to roughly 40%.¹⁰ Within the expected secular decline in the proportion of novels associated with women authors there is some evidence of a cyclical trend: the proportion of titles associated with men authors declines during the 1860s and 1870s before recovering again.¹¹

The estimates also permit us to say that it is virtually certain that novels by men authors and novels first published in the 1860s are overrepresented in titles which are still in print today. That is, the proportion of novels associated with men authors in the reprint canon does not reflect the proportion of novels written by men during the period. It is very likely that between 40% and 58% of novels written between 1789 and 1919 were associated with men authors (Table 1). In the reprint canon, however, 71% of novels from this period are associated with men authors (Table 2). The distribution of reprint canon titles by year of first publication is also not aligned with the distribution of titles published during the period. Titles published in the 1860s, in particular, appear to be overrepresented in the reprint canon. Titles published in the 1900s appear to be underrepresented. Although it is possible that the reprint canon does not reflect literary works used in research and taught in university classrooms, the reprint canon does represent the population of 19th century novels which continue to be sold and, presumably, read. Our estimates bring the question of how this important set of works is selected into sharp relief. The works are not representative of the population of published novels.

Next

The estimates presented here reduce uncertainty about the number of new novels published between 1789 and 1919. The reduction is significant enough that a variety of existing narratives of developments in the literary market and the text industry merit revisiting in light of the new estimates. The account offered by Tuchman (1989) of changes in the percentage of women pursuing careers as novelists is one example. The census data Tuchman uses to gauge changes between 1861 and 1919 are, by her own admission, unreliable (Tuchman 1989, p. 58). Although the estimates presented here concern the annual number

¹⁰Our estimates concern the characteristics of the population of new novel titles, not novelists. If one assumes that novelist gender is uncorrelated with the number of novels they publish, then the share of novelists associated with each gender should be roughly the same as the share of novels associated with each gender. Estimating the demographic characteristics of the population of professional novelists should be addressed in subsequent research. This research may need to, for example, avoid double-counting novelists who used different—or even collective—pseudonyms.

¹¹Moretti (2005) suggests a connection between author gender and literary cycles during the 19th century. Moretti, however, does not appear to credit the possibility of a long-term secular decline in the proportion of novels written by women authors (Moretti 2005, p. 27).

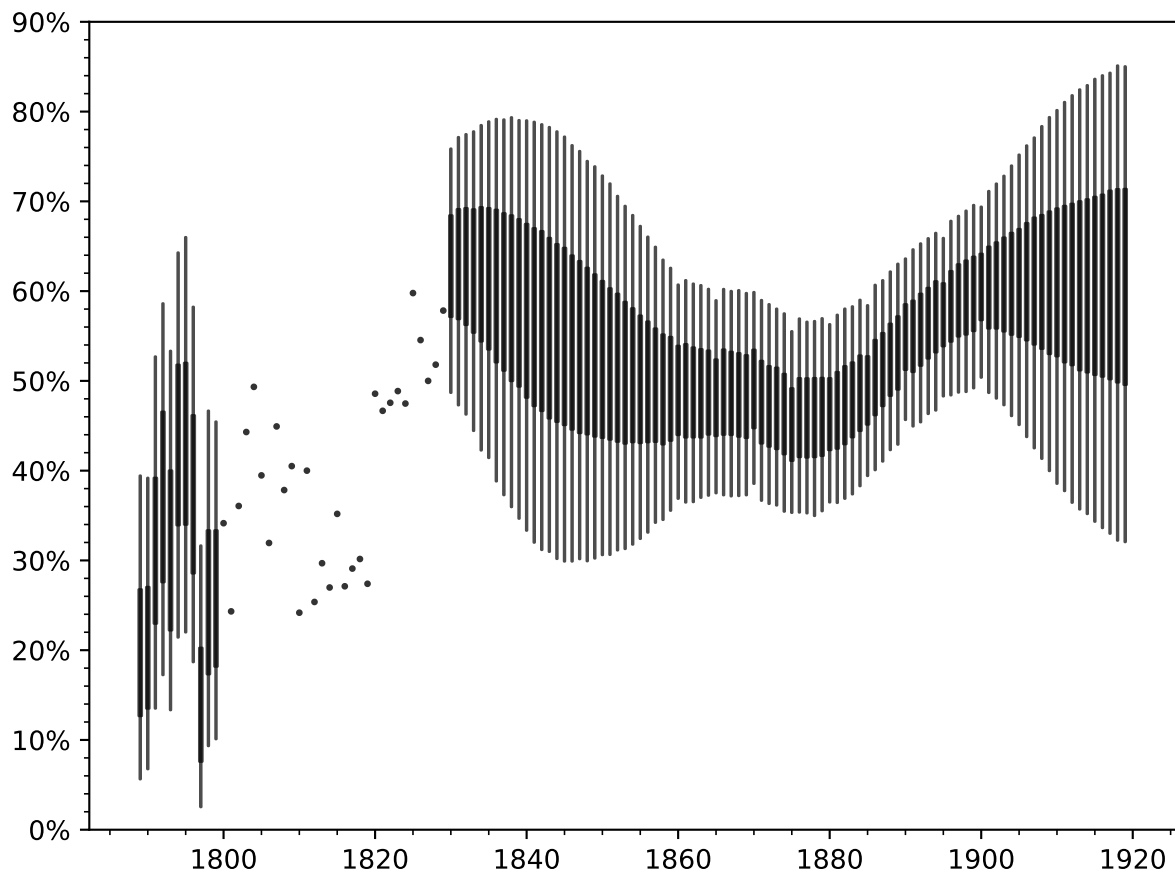


Figure 3: **New novels by men authors, 1789–1919.** Percentage of new novels with known author gender which are novels by men authors. For years in 1800-1829 exhaustive gender annotations are known. For all other years model estimates are shown, with thick vertical bars indicating 50 percent credible intervals and thin vertical bars indicating 90 percent credible intervals.

	Men-authored	Women-authored	Unknown	N
1790-1799	171-256 (24-36%)	316-411 (45-58%)	91-161 (12-22%)	701
1800-1809	298 (30%)	366 (40%)	114 (12%)	778
1810-1819	197 (28%)	346 (42%)	126 (13%)	669
1820-1829	426 (41%)	289 (30%)	114 (11%)	829
1830-1839	355-617 (38-66%)	200-440 (21-47%)	85-190 (9-20%)	827-1,046
1840-1849	345-861 (27-64%)	267-757 (21-57%)	120-337 (9-25%)	1,087-1,565
1850-1859	555-1,186 (28-54%)	553-1,179 (28-54%)	221-549 (11-26%)	1,649-2,526
1860-1869	783-1,321 (34-48%)	831-1,402 (37-51%)	258-497 (10-19%)	1,986-3,076
1870-1879	1,075-1,791 (35-48%)	1,246-2,045 (41-55%)	246-456 (7-12%)	2,690-4,151
1880-1889	1,725-2,766 (39-52%)	1,769-2,801 (40-53%)	266-510 (5-10%)	3,913-5,897
1890-1899	2,884-4,503 (46-59%)	2,109-3,378 (33-45%)	397-715 (6-9%)	5,580-8,365
1900-1909	3,899-8,151 (42-67%)	2,318-5,556 (24-48%)	578-1,665 (5-15%)	7,867-13,937
1910-1919	3,784-13,251 (32-74%)	1,947-9,468 (15-57%)	543-3,656 (4-23%)	9,106-22,339
All	18,155-33,618 (40-58%)	14,262-26,287 (31-48%)	3,714-8,280 (7-15%)	39,507-63,236

Table 1: **New novels published between 1790 and 1919.** Intervals show 90% credible intervals. Percentages shown are calculated with respect to table rows. As the total number of new novels published between 1789 and 1836 is known, totals for the 1790s, 1800s, 1810s, and 1820s are reported. Similarly, exhaustive gender annotations are available for the years 1800-1836, so totals for the 1800s, 1810s, and 1820s are reported. For yearly estimates see Table 3.

of titles published by author gender and not the number of working women novelists, our series presented here is more detailed and more relevant to the quantities of interest to Tuchman than any series available in the 1980s. Research on the social history of novel writing similarly merits revisiting in light of these new estimates.¹² New research here would potentially complement any investigation into the period of particularly rapid per capita growth in new novel publication (1840–1855), as the factors driving this expansion may be illuminated by studying the differences between cohorts of writers before and after the expansion.

Although the estimates here give us greater confidence about the annual rates of new novel publication, much work remains to be done. The estimated intervals are wide, especially after 1850. Narrowing the intervals will require more precise information about novelistic production during the late 19th and early 20th centuries. One simple, effective strategy for gathering such information would involve conducting an exhaustive survey of novels published in a single year after 1850. Because knowing the rate of production in a given year provides information about plausible rates for neighboring years, accurate information

¹²A reference point for this kind of research, in addition to Tuchman, is R. Williams (1965). Past studies have explored—often with fragmentary or conspicuously partial or biased samples of writers—the social, educational, and geographic background of writers (R. Williams 1965, pp. 261-263; Tuchman 1989, pp. 113-119).

	Men-authored	Women-authored	Unknown	N
1790-1799	5 (23%)	17 (77%)	0 (0%)	22
1800-1809	4 (27%)	10 (67%)	1 (7%)	15
1810-1819	10 (48%)	11 (52%)	0 (0%)	21
1820-1829	6 (67%)	3 (33%)	0 (0%)	9
1830-1839	5 (83%)	1 (17%)	0 (0%)	6
1840-1849	16 (73%)	6 (27%)	0 (0%)	22
1850-1859	15 (65%)	8 (35%)	0 (0%)	23
1860-1869	23 (62%)	14 (38%)	0 (0%)	37
1870-1879	30 (83%)	6 (17%)	0 (0%)	36
1880-1889	32 (82%)	7 (18%)	0 (0%)	39
1890-1899	39 (87%)	6 (13%)	0 (0%)	45
1900-1909	34 (94%)	2 (6%)	0 (0%)	36
1910-1919	12 (86%)	2 (14%)	0 (0%)	14
All	231 (71%)	93 (29%)	1 (0%)	325

Table 2: **Novels published between 1780 and 1919 which are still in print.** The table shows counts of novels originally published between 1789 and 1919 are available from Broadview Press, Penguin, or Oxford in 2018. As no novels originally published in 1789 are still in print, the totals shown reflect the totals for 1789–1919. Sources: Broadview Press 2018 English Catalogue, Penguin Classics 2016 Catalog, Oxford World’s Classics 2016 Catalog.

about a single year would improve estimates of neighboring years. Although collecting an exhaustive list of novels published in, say, 1865 would be time-consuming, the work itself is straightforward: new novels need to be identified among all entries in *Publishers' Circular* for the chosen year.

Another promising line of research these estimates support concerns the widely discussed project of studying prose style from below. Studying prose style from below requires, at the very least, a corpus which contains the text of a representative sample of published novels. Such a representative corpus is a prerequisite for research monitoring the flow of literary morphology across national and linguistic situations as well as for studies tracking the emergence and transmission of conventions and styles. (Existing corpora which claim to be representative are plainly not, as Bode (2018) assiduously documents (Bode 2018, Ch. 1).) The availability of estimates by year and author gender support the development of a representative corpus because they permit researchers to evaluate the plausibility of a claim that a given corpus is representative of published novels. Researchers may compare the characteristics of novels in the corpus with the characteristics of novels in the population.

The period of rapid growth between 1840 and 1855, if evidence for its existence continues to accumulate, deserves further study. Did one or a small number of factors drive this growth? Was the growth attributable to, for example, lower per-unit costs arising out of technological changes (steam-powered presses and paper-making) and internal industrial developments which lowered firms' cost of capital? Or, rather, was the growth attributable to an expansion in the number of novel readers or intensification of novel reading among the existing population of novel readers? The latter, at least, seems unlikely, because the gains of the industrial revolution—which might have enabled more people to purchase the luxury goods which novels and circulating library subscriptions unquestionably were—did not accrue meaningfully to the broader population until after 1840 (Allen 2009).

Author Gender and Novel Subgenre Participation

At the start of the 19th century, novels published in the British Isles tended to be written by women. On this point there seems to be agreement. Less clear is whether, by the end of the century, a majority of novels published each year tended to be written by men. That the question is unresolved can be attributed to the absence of comprehensive bibliographies of novels published after 1836. Those interested in answering the question of whether or not there was a decline in novels written by women include literary historians interested in the demography of novel writers and those working, like Tuchman (1989), at the intersection of literary studies, publishing history, and labor studies.

In this section we turn to studies of trends in novel authorship by gender during the first

decades of the century. Detailed information is available about novel authorship by gender for a subset of the years (1800-1829) covered by the exhaustive bibliography of RFGS. Data from these years indicate that the number of men authors grew in absolute and relative terms between 1820 and 1829 (Garside 2000, p. 74). Moretti attributes this growth to “a generation of military novels, nautical tales, and historical novels à la Scott attracting male writers” (Moretti 2005, p. 27). Moretti does not check this descriptive hypothesis against available bibliographic records of novels published in the 1820s. Tuchman (1989) (in which Moretti finds a competing hypothesis) argues that men writers were attracted to the profession of novel writing by the prospect of financial gain presented by an expanding industry (Tuchman 1989, pp. 4-5). In her account, Tuchman does not identify among new men novelists a tendency to write in specific subgenres.

To address this disagreement we examine the association between novel subgenre and author gender between 1800 and 1829. We find little change in the strength of the association after 1820, casting doubt on the descriptive hypothesis advanced by Moretti. We measure the association between subgenre and author gender by measuring how easily title words predict author gender. Title words are, we show, a reliable proxy for the subgenres of interest. Were Moretti’s descriptive hypothesis correct, we would expect it would become easier to predict author gender after 1820 since proportionally more men authors would be associated with novels in specific subgenres (to which men writers had been attracted, according to the hypothesis). We find, however, that men authors appear to be associated with military novels, nautical tales, and historical novels at roughly the same rate as they were before 1820.

Terminology When discussing occupational gender segregation in the text industry it is important, in general, to distinguish between the advertised gender of a book’s author—the gender of the author associated with the book on the title page or elsewhere in the book—and the gender of the book’s writer(s) at the time the book was written. These two are often, but not always, the same. When the distinction is essential, the former might be labeled “author gender” and the latter “writer gender.” The former is far easier to work with since it is often mentioned in the printed edition and a digital facsimile of the novel is frequently available to facilitate development of intersubjective agreement about particular cases. The datasets we use in this paper record author gender directly or nearly equivalent annotations. The major source of disagreement in coding is in RFGS. In the RFGS annotations, titles authored anonymously whose writers were subsequently acknowledged are coded according to the new information about writer gender.

In the particular case of the 40,000-63,000 new novels published in the British Isles between 1789 and 1919, we assume that aggregate statistics about author gender are approximately

equivalent to aggregate statistics about writer gender for all novels in which author gender is advertised. This assumption depends on the belief that cross-gender authorship was extremely rare, likely occurring in fewer than 1% of titles. What warrants this belief is the observation that cross-gender authorship is vanishingly rare in the exhaustive survey of novels published between 1800 and 1829. In a simple random sample of 40 novels from RFGS (1800-1829), cross-gender authorship never occurs. Were the practice common or even infrequent, it would likely have appeared at least once in such a sample. Given this evidence, we make the provisional assumption that, for this particular period, patterns observed in novels associated with a given author gender also hold for novels associated with the corresponding writer gender.

Background

The demographic characteristics of novel writers in the British Isles changed somewhat during the 19th century. Although literary historians are mostly ignorant about the nature and chronology of these changes, limited information is available, especially about changes in the first three decades of the 19th century. Thanks to the exhaustive bibliography available in RFGS, we know how many titles were associated with men and women authors between 1800 and 1829. Less useful information is available about the demographic characteristics of novel writers active after 1829. Working with the publisher Macmillan's archives, Tuchman (1989) observes in the publisher's internal records an increasing proportion of submitted fiction manuscripts associated with men writers and a decreasing proportion associated with women writers between 1870 and 1917. Tuchman's sample is, however, sparse—not all years during the period are studied—and of limited relevance as Macmillan did not specialize in publishing fiction (Tuchman 1989, p. 57; Sutherland 1989, p. 815). Casey (1996), drawing on all reviews of novels published in *The Athenaeum* during nine years, argues that Tuchman's data overstates changes in the demography of novelists (Casey 1996, p. 157).

A related research question concerns changes in occupational gender segregation by novel subgenre. That titles associated with certain subgenres tend to be associated with specific author genders is familiar. The number of novels published in the late 18th century and first decade of the 19th century is small enough that this tendency can be checked by inspecting titles. Authors of titles mentioning military or nautical terms are, for example, very likely to be men. Authors of titles mentioning plot elements or settings associated with gothic novels tend to be women. What is far less certain is when and to what extent subgenre participation changed during the 19th century—if it changed at all. This question is of interest to those working in the sociology of literature as well as those studying the history of literary forms. Attempts to explore the question are blocked by the lack of comprehensive

genre-specific bibliographies and, more generally, a lack of agreement about what subgenres are.¹³

Moretti (2005) offers a characterization of the association between writer gender and novel subgenre in the 19th century: “gender and genre are probably in synchrony with each other” (Moretti 2005, p. 27). The claim is specific in that it mentions periods during which gender and genre move together. For example, Moretti argues that there is one shift towards male writers “around 1820” when the success of men novelists such as Walter Scott attracted other men writers to the subgenres associated with the novelists. In this case, the subgenres mentioned are military novels, nautical tales, and historical novels. Moretti offers this claim while discussing the substantial increase in men novelists during the 1820s. This gives us a concrete claim to check: Do these novels, published after 1820 and associated with men authors, participate in the subgenres of military novels, nautical tales, and historical novels at a higher than expected rate?

Method

We measure the association between subgenre and author gender using predictive accuracy. The more closely a variable tracks another, the easier it will be to predict the value of one given the value of the other. In this case the variable predicted is author gender and the variable used to predict author gender is title words. We use a standard logistic regression model for prediction and a standard transformation of title words into vectors of word frequencies. We exclude from this analysis the 354 novels listed in RFGS with a recorded author gender of “Unknown”, leaving the 1,922 novels published between 1800 and 1829 which have an author gender annotation.

A key assumption in this approach is that a novel’s title is a reliable—not necessarily perfect—indicator of subgenre membership. Occasionally the indication is explicit, with the subgenre named in the (sub)title. For example, the title page of Henry Duncan’s 1826 novel includes the following words “WILLIAM DOUGLAS; OR, THE SCOTTISH EXILES. A HISTORICAL NOVEL”. In most cases, the indication is less regular. Nautical tales, for example, will tend to feature words such as “naval”, “officer”, “freebooter”, “shipwreck”,

¹³Assessing occupational gender segregation by subgenre (or other literary morphology) in the contemporary book publishing industry is made easier by the availability of publisher-assigned subject codes (e.g., Thema and BISAC subject headings). These codes are maintained by industry-sponsored international standards organizations such as the Book Industry Study Group. Although there is no guarantee that publisher-assigned codes align with reader judgments, publishers who assign codes without attention to works’ morphology or readers’ judgements of subgenres face considerable costs. For example, since codes are used by booksellers for organizing books on bookshelves, publishers who choose codes without regard to books’ contents run the risk of making it difficult for readers to discover books by browsing in the vicinity of books with similar morphology. In a competitive industry, such an act would likely reduce book sales.

and the like.

For the sake of continuity with the present debate, we accept the idea that a novel can be said to participate in the conventions of one or more discrete novel subgenres. The approach used here has, however, has no need of this assumption. The underlying claim investigated here is that novels with titles which contain the same words are likely to feature similar morphology in their texts. A more general version of the descriptive hypothesis would be the following: after 1820 men novelists increasingly wrote novels featuring morphology found in novels written by men authors before 1820.

One significant modification is made when gathering word frequencies from the title words. Because the titles of 19th century novels occasionally advertise the gender of the author in the novel’s title (e.g., “BY THE AUTHORESS OF ...”, “... BY A GENTLEMAN”) we remove all words which directly signal author gender. These words are identified and removed in a preprocessing step. We locate words which directly indicate gender by counting words associated with titles of each of the two author genders and calculating a chi-squared test statistic for each word. The statistic measures the degree to which a word is associated with one group of texts relative to another group of texts. A word which appears frequently in one group and rarely in another will have a large chi-squared test statistic. All words with a statistic greater than 7 are removed. (In the nomenclature of classical statistics, this test statistic would be associated with a “p-value” of less than 0.01.) In addition to the desired words (e.g., “author”, “authoress”, “gentleman”, “lady”, “mr”, “miss”, “mrs”) the procedure identifies words associated with given names as well as several words associated with gothic novels (which tend to be associated with women authors). The number of other words caught up in this filter is small (165 words). Many words remain which are capable of signalling or hinting at novel subgenre.¹⁴ Words occurring in only one title are also ignored as they can provide no information about similarities among novels. The number of distinct title words whose frequencies are used to predict author gender is 2,003.

¹⁴The following 165 words are removed using the chi-squared heuristic: “abbey”, “adventures”, “alicia”, “ann”, “anna”, “annals”, “anne”, “anthony”, “arthur”, “assassin”, “astonishment”, “augustus”, “author”, “authoress”, “baldivia”, “bandit”, “barons”, “bell”, “bluemantle”, “bride”, “bridget”, “cambrian”, “captain”, “caroline”, “castle”, “catherine”, “charles”, “charlotte”, “choice”, “clair”, “claremont”, “cliff”, “collected”, “college”, “confessions”, “conviction”, “cottage”, “daughter”, “de”, “decision”, “di”, “edgeworth”, “education”, “edward”, “elizabeth”, “emma”, “esq”, “eva”, “family”, “festival”, “five”, “fontaine”, “four”, “frances”, “francis”, “freebooter”, “french”, “friendship”, “from”, “general”, “genlis”, “gentleman”, “george”, “geraldine”, “german”, “glendowr”, “glenroy”, “guilty”, “gunning”, “happy”, “heart”, “heiress”, “helen”, “henry”, “her”, “hermit”, “himself”, “his”, “hofland”, “husband”, “isabella”, “italy”, “james”, “john”, “la”, “lady”, “lathom”, “lebrun”, “lefanu”, “legends”, “life”, “louisa”, “lussington”, “madame”, “manor”, “maria”, “marriage”, “married”, “mary”, “men”, “miriam”, “miss”, “monteith”, “mr”, “mrs”, “mystery”, “norwich”, “not”, “novel”, “nun”, “omer”, “opie”, “orphan”, “owen”, “parish”, “permission”, “picture”, “pigault”, “poems”, “porter”, “priory”, “rebecca”, “regina”, “richard”, “robert”, “roche”, “rosalia”, “rouviere”, “sarah”, “satirical”, “self”, “selina”, “series”, “she”, “sidney”, “sir”, “sisters”, “society”, “son”, “sophia”, “spy”, “st”, “stanhope”, “swansea”, “the”, “thomas”, “translated”, “true”, “uncle”, “unknown”, “vale”, “very”, “visit”, “ward”, “waverley”, “ways”, “widow”, “wieland”, “wife”, “william”, “with”, “woman”, “world”, “written”, “young”.

Measuring the association of two variables using predictive accuracy requires specifying a model which makes predictions. We use a logistic regression model to predict a novel’s author gender given the frequency of words in the novel’s title. As formal presentations of logistic regression is available elsewhere, we omit a description of the model.¹⁵ The particular model used incorporates an L2-regularization parameter of 1.0 due to the high dimensionality of the input variable (2,003) relative to the number of observations (1,922). Parameters of the model are found using maximum likelihood.

In order to see how the association changes over time, we need to measure the association between title words and author gender with respect to a specific year or time period. We accomplish this by calculating the leave-one-out predictive accuracy for each novel, noting the year of publication. Leave-one-out prediction, as the name suggests, involves giving a model records of the gender annotations and title words for all but one novel. Having built a predictive model using these records, the model is then asked to predict the gender annotation for the one held-out novel given the held-out novel’s title words. Whether or not the model makes the correct prediction is recorded. This process is repeated, holding out each novel in turn. The percentage of correct predictions (accuracy) is calculated for all novels published in the same year. Leave-one-out predictive accuracy will increase as the similarity between titles associated with the same author gender increases. For example, if in 1824 a greater percentage of men-authored titles feature words strongly associated with other men-authored titles—e.g., “naval”, “officer”, “military”—then leave-one-out predictive accuracy for titles published in 1824 will increase relative to other years.

The magnitude of change in the association between author gender and title needs to be weighed against the magnitude of change in the number of new titles associated with men authors. The change in the latter is considerable. Between 1815 and 1819, 90 novels are associated with men authors (38% of titles by men or women authors). Between 1820 and 1824 the number of titles associated by men authors increases to 198 (55% of titles by men or women authors). Numbers for 1825–1829 are similar to those for 1820–1824. If men writing after 1820 are being attracted to specific, pre-existing subgenres associated with men authors then leave-one-out predictive accuracy should increase.

There is, however, at least one way for the association between title words and author gender to remain constant even though men authors are writing in the subgenres of interest and doing so with greater regularity. This could occur if titles associated with women authors were increasingly being published in the same subgenres. In this case, we would expect the association between title words and subgenre to remain constant or even decline. This possibility, however, would also challenge the descriptive hypothesis, which implies

¹⁵Many standard statistics and machine learning texts cover logistic regression. For example, see Chapter 8 of Murphy (2012) or Chapter 4 of Bishop (2007).

that men authors are disproportionately attracted to the subgenres in which men authors (like Scott) had proven successful. If men authors are, in particular, increasingly associated with novels which use titles characteristic of military novels, nautical tales, and historical novels, we should still see an increase in the association between author gender and title words.

And there is at least one way for the association between title words and author gender to increase even while men-authored titles appear in the subgenres of interest at roughly the same rate as they did before 1820. The association would increase if titles authored by women became easier to predict on the basis of title words. That is, if titles by women used title words associated with women-authored titles with increasing regularity after 1820 then we would anticipate being able to predict the author gender of these titles with greater accuracy. We can, however, focus on the predictive utility of title words for predicting novels being associated with men authors by calculating the sensitivity of the classifier. Sensitivity records the proportion of men-authored titles correctly identified as such, ignoring correctly classified women-authored titles.

Subgenre and Occupational Gender Segregation, 1800-1829

The association between author gender and title words does not increase noticeably after 1820 relative to earlier years, casting doubt on the descriptive hypothesis that men authors were attracted to writing novels in subgenres such as military novels, nautical tales, and historical novels after 1820. Measures of the association between author gender and title words between 1800 and 1829 are shown in Figure 4. Leave-one-out predictive accuracy increases modestly for novels published in 1820-1824 relative to 1815-1819 (from 75% to 78%) and it decreases for novels published in the following five year period to 70%. The sensitivity of the classifier exhibits essentially the same pattern. It increases very modestly in 1820-1824 relative to 1815-1819 (from 80% to 82%) before decreasing to 79% for 1825-1829. (Five-year “bins” are used in order smooth over the variability associated with individual years during which a small number of titles appeared.) These are the results we would expect if titles written by men in the 1820s participated in subgenres at roughly the same rate as titles written by men before 1820. Titles associated with men-author-linked subgenres appear to be little more frequent in the 1820s than in earlier decades. Even though the number of men-authored titles increases considerably in absolute and relative terms after 1820, we do not see a commensurate increase in the in the predictability of men-authored titles.

Subgenre-linked words contribute to the ease with which author gender can be predicted from title words, supporting the methodological assumption guiding this exercise. Words whose associated coefficient in the logistic regression model are positive—words whose

presence increases the predictive probability of title being authored by a man—include words associated with nautical tales and related subgenres: “military”, “rank”, “subaltern”, “rebel”, and “outlaw”. Words with positive coefficients also include words likely associated with historical novels such as “seventeenth”, “royal”, “during”, and “chronicle”. Words linked to gothic novels (e.g., “horrors”) and to novels of manners (e.g., “lover”, “flirtation”, “infidelity”) are associated with negative coefficients in the model.

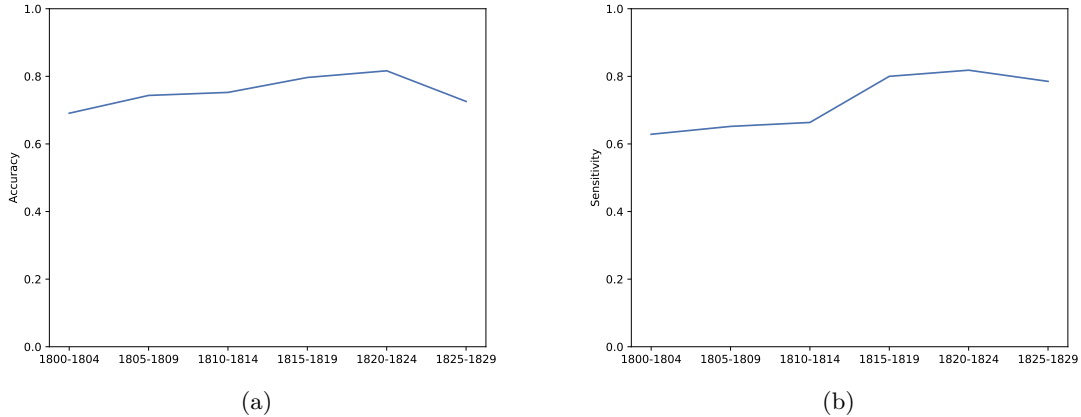


Figure 4: **Association between author gender and title words.** Accuracy is the proportion of correct author gender predictions given title words. Sensitivity is the proportion of men-authored titles correctly identified. Accuracy and sensitivity are calculated in terms of leave-one-out predictions.

Accepting title words as an indicator of subgenre participation, we do not find the expected increase in the association between author gender and title words that the descriptive hypothesis leads us to expect. Men do not appear to be writing novels associated with military novels, nautical tales, and historical novels after 1820 at a markedly higher rate than they were before 1820.

Discussion

The number of novel titles associated with men authors rises in absolute and relative terms after 1820. This rise merits an explanation. The account offered by Moretti loses some credibility in light of the analysis of the association between title words and author gender over time. The other account available, drawn from Tuchman, argues that men authors were attracted to the profession of novel writing by the prospect of financial gain. This account lacks the chronological precision of Moretti’s alternative hypothesis and was articulated before the detailed bibliography of RFGS became available. Further investigation seeking a more satisfactory account, likely as part of a broader investigation of the changing demographics of novel writers, remains an outstanding task for research. One

particularly important task would be to revisit and restate Tuchman's general argument and chronology in *Edging Women Out* equipped with the resources presented in this paper and those available in RFGS and ATCL. A variety of the claims advanced in Tuchman's book can be restated with greater chronological precision and more precise references to specific periods, works, and writers.

Further study of the gatekeeping functions of intermediaries such as reviewers and bookseller-publishers is also warranted and author gender seems likely to provide a useful vantage point. One line of inquiry that is unaddressed here would be a study of whether or not certain publishers displayed a marked preference for men-authored titles. Research on this question would be of broad interest because a precise understanding of the gatekeeping function of publishers, editors, and agents remains something of a mystery. Even to this day, there is a lack of reliable information that could address persistent allegations of bias against women authors and authors of color in the contemporary publishing industry ([Why Are Even Women Biased Against Women?](#) 2018; Franklin 2011; VIDA Women in Literary Arts 2017; Horning et al. 2018; Milan 2016). A better understanding of how durable biases among gatekeepers and intermediaries in the 19th century text industry emerged and were sustained will likely hold lessons for the present.

The impulse to study literary form alongside characteristics such as author gender is valuable and should be pursued in other settings. Literary morphology varies considerably across novels published within a given year. It also often varies across novels associated with the same bookseller-publisher. The results presented here are consistent with the idea that author gender and the use of specific conventions and literary forms are likely to be correlated. The existence of a reliable association between two variables suggests a strategy of studying the two together: a lack of information about one feature may be compensated by knowledge of the other. And studying elements of literary form—for example, the presence of specific morphology or conventions—is likely to become easier as the full text of complete and representative samples (e.g., a simple random samples) from the period become available. Analyses involving complete or representative samples would be able to address a broad range of questions. For example, Tuchman's claim that "high-culture novels" were more likely to be associated with men authors in the late 19th century could be further investigated, supplemented by specific references to the population of novels published during the period.

Ordinary Literary History

This paper aims to demonstrate and to promote the study of the novel at multiple scales. Prerequisites for this genre of research include credible accounts of what novels were

published as well as rudimentary information about novelists involved. For some, answering basic questions about novelistic production and conditions facing writers pursuing careers as novelists will simply count as a relevant task for literary historians. The history of the English novel is impoverished if it neglects the vast majority of novels which have been published and the vast majority of novelists who worked in the text industry. For others, having a rich description of these populations serves more specific goals including understanding the origins of practices in the contemporary culture industry, or giving valuable context to the study of specific literary forms or works.

Some research opportunities suggested here will have to wait for a time when information about material traces of literary works is better organized and more accessible. Chief among these opportunities is a task which this paper's title references. Reassembling the novel involves, as suggested by Becker (1995), studying the network of actors whose interactions are necessary for the production of literary works and, moreover, recovering how literary works are shaped as the result of being made in such a network (Becker 1995, p. xii). One possible way of advancing this kind of research would focus on "repeopling" existing literary history, taking account of more of the actors involved in literary production, including intermediaries such as reviewers, booksellers, investors, and circulating libraries. Another avenue would supplement book history and sociologically-inclined studies of literary production with richer accounts of the literary morphology of individual texts (Svedjedal 1996, p. 6; Becker 1995, p. xii). Either line of inquiry would likely overlap with research animated by—borrowing Moretti's phrase—a "materialist conception of form" (Moretti 2005, p. 92).

This paper contributes two analyses which demonstrate how a data-intensive, sociologically-inclined approach to literary history can address long-standing questions about the history of the novel. First, we estimate the yearly rate of new novel publications in the British Isles between 1789 and 1919, a period which includes the emergence of the modern text industry and mass literacy. These estimates facilitate current bibliographic work and support future work by researchers interested in studying a complete or a representative sample of literary works. Second, we explore changes in occupational gender segregation by novel subgenre between 1800 and 1829. By studying the association between title words and author gender, we collect evidence that casts doubt on a descriptive hypothesis we identify in Moretti (2005). Titles associated with men authors do not appear to concentrate in specific novel subgenres (military novels, nautical tales, historical novels) after 1820. The marked increase in appearance of men-authored titles after 1820 remains in need of an explanation.

The analyses performed here depend in large part on relatively recent developments: the availability of machine-readable bibliographic data and library digitization. These twin developments have created an increasingly hospitable environment for those interested in

pursuing data-intensive bibliography and sociologically-inclined literary history.

References

- Allen, Robert C. (2009). "Engels' Pause: Technical Change, Capital Accumulation, and Inequality in the British Industrial Revolution". In: *Explorations in Economic History* 46.4, pp. 418–435. ISSN: 0014-4983. DOI: [10.1016/j.eeh.2009.04.004](https://doi.org/10.1016/j.eeh.2009.04.004). (Visited on 07/27/2015).
- Bassett, Troy J. (2008). "The Production of Three-Volume Novels, 1863-1897". In: *Papers of the Bibliographical Society of America* 102.1, pp. 61–75. (Visited on 08/18/2011).
- (2017). "The Median Victorian Novel".
- Becker, Howard S. (1995). "Introduction". English. In: *On Literature and Society*. Princeton, NJ: Princeton University Press. ISBN: 978-0-691-03630-4.
- Bishop, Christopher M (2007). *Pattern Recognition and Machine Learning*. English. New York, NY: Springer.
- Block, Andrew (1961). *The English Novel, 1740-1850*. 2nd ed. London: Dawsons.
- Bode, Katherine (2018). *A World of Fiction*. en. Ann Arbor, MI: University of Michigan Press.
- Brümmer, Franz (1884). *Lexikon Der Deutschen Dichter Und Prosaisten von Den Ältesten Zeiten Bis Zum Ende Des 18. Jahrhunderts*. Leipzig: Reclam.
- Carpenter, Bob et al. (2017). "Stan: A Probabilistic Programming Language". In: *Journal of Statistical Software* 76.1, pp. 1–32. ISSN: 1548-7660. DOI: [10.18637/jss.v076.i01](https://doi.org/10.18637/jss.v076.i01).
- Casanova, Pascale. (1999). *Le Republique Mondiale Des Lettres*. Paris: Editions du Seuil. ISBN: 978-2-02-035853-8.
- Casey, Ellen Miller (1996). "Edging Women out?: Reviews of Women Novelists in the "Athenaeum," 1860-1900". In: *Victorian Studies* 39.2, pp. 151–171. ISSN: 0042-5222.
- Eliot, Simon (1994). *Some Patterns and Trends in British Publishing, 1800-1919*. London: Bibliographical Society.
- (1997). "'Patterns and Trends' and the 'NSTC': Some Initial Observations. Part One". English. In: *Publishing History; Cambridge* 42, pp. 79–104. ISSN: 0309-2445. (Visited on 03/17/2017).
- (1998). "'Patterns and Trends' and the 'NSTC': Some Initial Observations. Part Two". English. In: *Publishing History; Cambridge* 43, pp. 71–112. ISSN: 0309-2445. (Visited on 03/17/2017).
- Escarpit, Robert (1958). *Sociologie de la littérature*. French. Paris: Presses Universitaires de France.
- Franklin, Ruth (2011). "A Literary Glass Ceiling?" In: *The New Republic*. ISSN: 0028-6583.
- Garside, Peter (2000). "The English Novel in the Romantic Era". In: *The English Novel, 1770-1829*. Ed. by Peter Garside, James Raven, and Rainer Schöwerling. Vol. 2. Oxford: Oxford University Press. ISBN: 978-0-19-818318-1.
- Garside, Peter, Jacqueline Berlinger, and Anthony Mandal (2001). *The English Novel, 1800–1829: Update 1 (Apr 2000–May 2001)*. <http://www.british-fiction.cf.ac.uk/guide/update1.html>.
- Garside, Peter, Anthony Mandal, et al. (2006). *The English Novel, 1830-36: A Bibliographic Survey of Fiction Published in the British Isles*. <http://www.cardiff.ac.uk/encap/journals/corvey/1830s/index.html>. (Visited on 08/12/2011).

- Garside, Peter, James Raven, and Rainer Schöwerling (2000). “General Introduction”. In: *The English Novel, 1770-1829 : A Bibliographical Survey of Prose Fiction Published in the British Isles*. Ed. by Peter Garside, James Raven, and Rainer Schöwerling. Oxford: Oxford University Press.
- Garside, Peter and Rainer Schöwerling (2000). *The English Novel, 1770-1829: A Bibliographical Survey of Prose Fiction Published in the British Isles*. Ed. by Peter Garside, James Raven, and Rainer Schöwerling. Vol. 2. Oxford: Oxford University Press. ISBN: 978-0-19-818318-1.
- Garthwaite, Paul H., Joseph B. Kadane, and Anthony O’Hagan (2005). “Statistical Methods for Eliciting Probability Distributions”. In: *Journal of the American Statistical Association* 100.470, pp. 680–700. ISSN: 0162-1459. DOI: [10.2307/27590587](https://doi.org/10.2307/27590587).
- Horning, Kathleen et al. (2018). *2017 Observations on Publishing*. <http://ccbc.education.wisc.edu/books/choicein>
- Maddison, Angus (2009). *Statistics on World Population, GDP and Per Capita GDP, 1-2008 AD*. Tech. rep.
- Milan, Courtney (2016). *Speaking up against Systemic Racism in the Publishing Industry*. en-US.
- Moretti, Franco (1982). “L’Anima e l’arpia”. In: *Quaderni Piacentini* 5, pp. 43–83.
- (1998). *Atlas of the European Novel, 1800-1900*. English. London; New York: Verso. ISBN: 978-1-85984-883-8.
- (2000a). “Conjectures on World Literature”. In: *New Left Review* 1.
- (2000b). “The Slaughterhouse of Literature”. In: *MLQ: Modern Language Quarterly* 61.1, pp. 207–227. ISSN: 1527-1943.
- (2005). *Graphs, Maps, Trees: Abstract Models for Literary History*. London: Verso. ISBN: 978-1-84467-026-0.
- Murphy, Kevin P. (2012). *Machine Learning: A Probabilistic Perspective*. English. Cambridge, MA: The MIT Press. ISBN: 978-0-262-01802-9.
- Rasmussen, Carl Edward and Christopher K. I. Williams (2005). *Gaussian Processes for Machine Learning*. English. Cambridge, Mass: The MIT Press. ISBN: 978-0-262-18253-9.
- Raven, James (2007). *The Business of Books: Booksellers and the English Book Trade, 1450-1850*. New Haven [Conn.] ; London: Yale University Press. ISBN: 978-0-300-12261-9.
- Raven, James and Antonia Forster (2000). *The English Novel, 1770-1829: A Bibliographical Survey of Prose Fiction Published in the British Isles*. Ed. by Peter Garside, James Raven, and Rainer Schöwerling. Vol. 1. Oxford: Oxford University Press. ISBN: 978-0-19-818318-1.
- Sutherland, John (1988). “Publishing History: A Hole at the Centre of Literary Sociology”. In: *Critical Inquiry* 14.3, pp. 574–589. ISSN: 0093-1896.
- (1989). “Review: Edging Women Out”. In: *The American Journal of Sociology* 95.3, pp. 814–816.
- Svedjedal, Johan (1996). “Det Litteratursociologiska Perspektivet. Om En Forskningstradition Och Dess Grundantaganden”. In: *Tidskrift för litteraturvetenskap* 25.3/4, pp. 3–20. ISSN: 1104-0556. (Visited on 08/10/2016).
- Tuchman, Gaye. (1989). *Edging Women Out: Victorian Novelists, Publishers, and Social Change*. New Haven: Yale University Press. ISBN: 0300043163 (alk. paper).
- VIDA Women in Literary Arts (2017). *The 2016 VIDA Count*. en-US. <http://www.vidaweb.org/the-2016-vida-count/>.
- Weedon, Alexis (2003). *Victorian Publishing: The Economics of Book Production for a Mass Market, 1836-1916*. English. Aldershot, England: Ashgate. ISBN: 978-0-7546-3527-7.

Why Are Even Women Biased Against Women? (2018). *Why Are Even Women Biased Against Women?* en-GB.
Williams, Raymond (1965). *The Long Revolution*. English. Penguin Books.

Appendix

	Novels, Men-authored	Novels, Women-authored	Novels, Unknown	Novels, All
1789	4-28	20-50	8-35	71
1790	5-29	17-49	12-41	74
1791	10-39	14-44	9-37	74
1792	10-34	20-44	0-12	58
1793	6-24	13-33	2-17	45
1794	12-36	10-34	2-21	56
1795	11-33	14-36	0-10	50
1796	17-53	27-64	2-26	91
1797	2-25	27-60	9-39	79
1798	7-35	30-61	1-22	75
1799	10-45	46-84	0-20	99
1800	28	41	13	82
1801	18	44	12	74
1802	22	29	10	61
1803	35	33	11	79
1804	37	30	8	75
1805	30	34	12	76
1806	23	39	10	72
1807	31	30	8	69
1808	42	49	20	111
1809	32	37	10	79
1810	22	51	18	91
1811	32	36	12	80
1812	17	33	17	67
1813	19	39	6	64
1814	17	41	5	63
1815	19	23	12	54
1816	16	30	13	59
1817	16	30	9	55
1818	19	31	13	63
1819	20	32	21	73
1820	34	28	8	70
1821	35	27	13	75
1822	39	29	14	82
1823	43	32	13	88
1824	47	40	12	99
1825	55	25	12	92
1826	42	28	7	77
1827	40	29	11	80
1828	43	27	13	83
1829	48	24	11	83

Continued on next page

	Novels, Men-authored	Novels, Women-authored	Novels, Unknown	Novels, All
1830	33-69	18-44	6-22	108
1831	30-63	15-40	5-20	69
1832	31-66	16-43	6-21	88
1833	29-65	15-43	5-21	80
1834	29-66	15-45	5-21	77
1835	31-75	17-53	6-24	112
1836	28-69	15-51	6-23	78
1837	28-74	16-56	6-25	70-128
1838	27-76	16-58	6-26	72-132
1839	28-79	17-62	7-28	76-139
1840	27-82	17-65	6-28	74-143
1841	27-81	18-67	7-30	78-144
1842	28-86	19-72	7-32	83-152
1843	27-86	20-74	8-33	84-154
1844	28-89	21-78	8-35	89-164
1845	28-90	22-80	9-37	89-168
1846	30-95	24-86	10-40	96-179
1847	34-106	28-95	11-44	108-201
1848	35-109	30-101	12-48	114-214
1849	37-114	32-106	13-51	118-223
1850	41-125	37-117	15-56	130-245
1851	43-128	40-122	16-59	137-258
1852	45-129	43-126	17-60	140-267
1853	47-131	45-128	18-62	144-275
1854	49-136	49-133	19-63	154-288
1855	49-132	50-131	19-62	149-282
1856	50-126	50-128	18-60	147-275
1857	52-127	53-130	19-60	150-281
1858	52-127	55-131	19-58	150-284
1859	56-131	59-135	20-59	157-297
1860	60-131	63-136	22-59	164-303
1861	60-134	63-139	20-59	162-308
1862	60-133	65-141	20-57	164-309
1863	61-135	66-142	20-55	164-308
1864	65-141	69-149	20-56	172-325
1865	72-149	78-160	23-58	190-347
1866	70-152	74-159	20-55	182-345
1867	72-155	77-165	20-55	187-353
1868	77-164	82-175	21-55	196-370
1869	77-165	83-176	20-54	197-372
1870	82-167	84-172	19-49	200-367
1871	84-178	92-197	20-54	214-405
1872	84-179	95-199	19-52	216-402

Continued on next page

	Novels, Men-authored	Novels, Women-authored	Novels, Unknown	Novels, All
1873	87-187	101-209	19-53	225-421
1874	85-182	100-208	18-50	220-417
1875	93-190	114-225	20-51	243-442
1876	96-205	116-239	19-52	253-470
1877	102-214	124-250	20-54	264-491
1878	108-227	130-264	20-54	279-517
1879	117-244	141-282	21-57	301-554
1880	124-246	146-280	22-56	310-554
1881	124-255	143-287	20-56	307-571
1882	125-258	142-285	20-54	312-570
1883	143-292	158-316	22-60	346-639
1884	154-311	163-324	22-60	364-659
1885	150-288	157-299	20-54	346-614
1886	154-304	151-301	20-56	347-630
1887	169-333	159-315	22-60	377-675
1888	190-369	173-339	24-64	413-736
1889	190-371	167-331	24-63	405-736
1890	210-392	173-327	25-61	433-758
1891	206-378	164-315	25-63	420-723
1892	222-427	173-349	27-71	450-810
1893	233-446	176-354	29-73	467-838
1894	247-466	184-359	31-76	490-863
1895	274-503	199-378	35-82	532-932
1896	264-510	184-372	34-85	512-931
1897	297-581	202-414	39-96	570-1,046
1898	299-590	199-411	39-98	570-1,050
1899	308-613	202-423	41-106	590-1,094
1900	312-596	201-398	44-104	586-1,055
1901	291-609	183-413	39-108	559-1,060
1902	326-694	201-469	45-128	626-1,220
1903	349-775	211-529	49-148	678-1,352
1904	352-817	212-556	50-162	703-1,411
1905	352-861	210-583	51-176	715-1,477
1906	369-922	213-629	54-194	761-1,577
1907	393-1,055	226-727	57-228	832-1,774
1908	391-1,097	218-765	58-246	848-1,856
1909	409-1,210	224-846	59-278	891-2,039
1910	406-1,264	222-889	60-300	913-2,119
1911	406-1,336	218-934	59-326	922-2,227
1912	408-1,429	217-1,023	60-365	964-2,413
1913	409-1,498	215-1,076	58-392	969-2,515
1914	383-1,472	199-1,061	54-388	920-2,483
1915	355-1,451	179-1,034	50-397	879-2,433

Continued on next page

	Novels, Men-authored	Novels, Women-authored	Novels, Unknown	Novels, All
1916	319-1,362	162-978	44-379	803-2,280
1917	291-1,300	146-928	39-365	734-2,165
1918	274-1,275	134-916	35-369	706-2,146
1919	275-1,358	138-979	35-399	718-2,264
All	18,168-33,627	14,297-26,330	3,735-8,298	39,578-63,307

Table 3: **New novels published between 1789 and 1919.** Intervals show 90% credible intervals. Percentages are calculated with respect to table rows. Where intervals do not appear (1789–1836), counts shown are from RFGS. RFGS provide counts of new novels by author gender for 1800-1829 and total new novels for all years between 1789 and 1836.

Gender Year	Men-authored	Women-authored	Unknown
1789	0	0	0
1790	0	2	0
1791	0	3	0
1792	0	1	0
1793	0	1	0
1794	1	1	0
1795	0	1	0
1796	2	4	0
1797	0	2	0
1798	0	1	0
1799	2	1	0
1800	1	2	0
1801	2	3	0
1802	0	0	0
1803	0	0	0
1804	0	0	0
1805	1	1	0
1806	0	2	0
1807	0	0	0
1808	0	1	1
1809	0	1	0
1810	1	1	0
1811	0	2	0
1812	0	1	0
1813	0	1	0
1814	1	1	0
1815	2	0	0
1816	1	1	0
1817	2	1	0

Continued on next page

Gender Year	Men-authored	Women-authored	Unknown
1818	2	3	0
1819	1	0	0
1820	2	0	0
1821	1	0	0
1822	0	0	0
1823	0	1	0
1824	2	0	0
1825	0	0	0
1826	0	1	0
1827	1	1	0
1828	0	0	0
1829	0	0	0
1830	0	0	0
1831	0	0	0
1832	0	0	0
1833	0	0	0
1834	0	0	0
1835	0	1	0
1836	1	0	0
1837	1	0	0
1838	1	0	0
1839	2	0	0
1840	2	0	0
1841	3	0	0
1842	0	0	0
1843	1	0	0
1844	3	0	0
1845	1	0	0
1846	2	0	0
1847	0	3	0
1848	3	2	0
1849	1	1	0
1850	1	0	0
1851	1	0	0
1852	2	0	0
1853	2	3	0
1854	2	0	0
1855	1	1	0
1856	0	1	0
1857	4	1	0
1858	1	1	0
1859	1	1	0
Continued on next page			

Gender Year	Men-authored	Women-authored	Unknown
1860	2	1	0
1861	2	2	0
1862	3	1	0
1863	2	3	0
1864	3	1	0
1865	2	2	0
1866	1	3	0
1867	4	1	0
1868	1	0	0
1869	3	0	0
1870	2	0	0
1871	4	1	0
1872	5	1	0
1873	3	1	0
1874	3	0	0
1875	3	0	0
1876	2	2	0
1877	2	1	0
1878	2	0	0
1879	4	0	0
1880	2	2	0
1881	4	0	0
1882	2	0	0
1883	3	2	0
1884	1	0	0
1885	1	0	0
1886	6	0	0
1887	2	1	0
1888	6	2	0
1889	5	0	0
1890	3	2	0
1891	5	0	0
1892	3	0	0
1893	2	0	0
1894	4	3	0
1895	5	0	0
1896	2	0	0
1897	10	1	0
1898	2	0	0
1899	3	0	0
1900	2	0	0
1901	4	1	0

Continued on next page

Gender Year	Men-authored	Women-authored	Unknown
1902	5	1	0
1903	5	0	0
1904	2	0	0
1905	3	0	0
1906	3	0	0
1907	2	0	0
1908	6	0	0
1909	2	0	0
1910	3	0	0
1911	3	2	0
1912	2	0	0
1913	2	0	0
1914	2	0	0
1915	0	0	0
1916	0	0	0
1917	0	0	0
1918	0	0	0
1919	0	0	0

Table 4: **Novels published between 1789 and 1919 which are still in print.** The table shows counts of novels originally published between 1789 and 1919 available from Broadview Press, Penguin, or Oxford in 2018. Sources: Broadview Press 2018 English Catalogue, Penguin Classics 2016 Catalog, Oxford World’s Classics 2016 Catalog.

Source code and datasets

Source code and data used accompany this paper.

Acknowledgments

We thank participants, in particular Fotis Jannidis and Karina van Dalen-Oskam, in the Symposium “Digitale Literaturwissenschaft” for helpful comments. Many thanks to Troy Bassett for his willingness to participate in the (lengthly) elicitation task and for his advice on collecting the reprint canon data. We are grateful to Laura Schneider for excellent research assistance.