

Modeling Task Effects in Human Reading with Neural Attention

Michael Hahn

Department of Linguistics
Stanford University
Stanford, CA 94305, United States
mhahn2@stanford.edu

Frank Keller

School of Informatics
University of Edinburgh
10 Crichton Street, Edinburgh, EH8 9AB, United Kingdom
keller@inf.ed.ac.uk

Abstract

Humans read by making a sequence of fixations and saccades. They often skip words, without apparent detriment to understanding. We offer a novel explanation for skipping: readers optimize a tradeoff between performing a language-related task and fixating as few words as possible. We propose a neural architecture that combines an attention module (deciding whether to skip words) and a task module (memorizing the input). We show that our model predicts human skipping behavior, while also modeling reading times well, even though it skips 40% of the input. A key prediction of our model is that different reading tasks should result in different skipping behaviors. We confirm this prediction in an eye-tracking experiment in which participants answers questions about a text. We are able to capture these experimental results using our model, replacing the memorization module with a task module that performs neural question answering.

Keywords: reading; task effects; computational modeling

Corresponding author: Michael Hahn, mhahn2@stanford.edu.

A preliminary version of the modeling study reported in Section 5 was previously published in [Hahn and Keller \(2016\)](#). For the present paper, the model has been reimplemented and all modeling experiments have been rerun and the results re-analyzed. Data and code are freely available at <https://github.com/m-hahn/task-effects-neural-attention/>.

1 Introduction

Explaining the cognitive processes involved in human reading poses a particularly interesting challenge for cognitive science. First, because reading is a cultural skill that is acquired through explicit instruction combined with a large amount of practice. This sets it apart from other linguistic skills such as speaking and listening, which are normally acquired earlier in life than reading and do not require explicit instruction. Often, an innate component is assumed to be part of language acquisition; but this is not a plausible assumption for reading, as it is a recent phenomenon by evolutionary standards, dating back to around 3000–4000 BC. Reading, insofar as it is distinct from the rest of linguistic cognition, therefore must be a skill that is learnable from experience.

A second important aspect of human reading is that it is a highly task-specific process. When we read a book for entertainment, we will do so differently than when we read the same book in order to find typographical errors. For many tasks, readers employ specific information-seeking strategies. For example, to find an answer to a question in a text, they systematically search for names, dates, amounts, or whatever form the correct answer is likely to take. Reading strategy will also vary depending on whether the task is to memorize facts (perhaps for an exam), translate a text, compile a summary of book, or write a review. It is an intriguing question how the high-level cognitive requirements of such tasks are translated into low-level reading behavior, which ultimately manifests itself as a sequence of eye-movements on the words of a text.

Both the experiential nature of reading and its task specificity pose challenges for computational cognitive modeling: on the one hand, we need to develop a model that assumes only a minimum of innate knowledge and is able to learn the key properties of human reading from exposure to large amounts of text. On the other hand, our model must be amenable to explicit instruction (perhaps in the form of feedback) and has to be capable of learning different reading strategies for different tasks. In other words, we expect the model to change its eye-movement behavior depending on whether its task is to memorize information, answer a question, find typos in a text, etc.

In this paper, we focus on one particular aspect of reading, viz., the allocation of attention. We assume that the allocation of attention can be studied by measuring the eye-movements that humans make as they read. These eye-movements consist of fixations and saccades: during a fixation, the eyes land on a word and remain fairly static for 200–250 ms. Saccades are the rapid jumps that occur between fixations, typically lasting 20–40 ms and spanning 7–9 characters (Rayner, 1998). Readers, however, do not simply fixate one word after another; some saccades go in reverse direction, some words are fixated more than once, and other words are skipped altogether.

In this paper, we present a computational cognitive model that captures the allocation of attention during reading by modeling skipping, i.e., the process that decides which words should be fixated, and which ones should be skipped, by the reader. We will assume that a fixation strategy can be learned from large amounts of text if an explicit task is given to the reader. The task (such as memorization or question answering) allows the model to infer which words are important for the task (and should be attended to), and which ones are less important (and should be skipped). Our model also includes a component which predicts how expected a word is given its context and a series of prior fixations and skips. This component allows the model to predict reading times for words in a text. Therefore, our model not only computes which words are attended to in a text, but also how much attention the fixated words receive.

When developing our model, we make the assumption that task-based reading behavior can be explained by a fundamental tradeoff: the model needs to trade off economy of attention (skipping

as many words as possible, i.e., reading as fast as possible) and accuracy (making as few errors as possible in the task the reader wants to accomplish). Task-specific reading strategies emerge when the model learns the economy–accuracy tradeoff for a given task. Each task potentially requires a different tradeoff, thus occasioning task-specific differences in reading behavior.

As already mentioned, reading acquisition in humans typically involves explicit instruction. For example, at school, children may have to answer comprehension questions to determine if they have read a text correctly. We assume that our model receives a similar type of feedback in order to enable it to learn the economy–accuracy tradeoff for a specific reading task. This feedback comes in the form of a reinforcement signal, i.e., information regarding whether the model has accurately solved the task for a given input or not. While the reinforcement signal is a type of instruction, it does not mean that we assume supervised learning, i.e., that the model is told explicitly which words to skip and to fixate, or for how long. This form of supervision would not be cognitively plausible: humans who are taught to read do receive feedback regarding whether they performed their reading task correctly or not, but they are not told whether they have fixated the right words, or spent the right amount of time on each word.

In the following, after an overview of background and related work, we will introduce the Tradeoff Hypothesis that underlies our model in more detail. Then we will present the model itself, which is implemented as an attention-based recurrent neural network that performs word prediction under uncertainty (i.e., it can decide to skip words). We derive its objective function for the baseline task of memorizing the input text, and show how the model can be trained using reinforcement learning techniques. In Modeling Study 1, we demonstrate that our model successfully captures skipping patterns and reading times observed in a large eye-tracking corpus.

We then turn to a key prediction of our modeling approach: that eye-movement behavior should change as a function of the task a reader aims to solve. We present Experiment 1, an eye-tracking study designed to test this prediction. This experiment uses question answering as the task participants have to perform and manipulates whether they see a preview of the question they have to answer before they read the corresponding text. The results show a strong effect of experimental condition (preview or not) on skipping rate, reading time, and task accuracy. We also find evidence that participants adapt their reading strategy for the words that are part of the potential or actual answer to the question for a given text.

The results of Experiment 1 inform the design of an extended version of our computational model, which now performs questions answering instead of text memorization. In Modeling Study 2, we show that this extended model captures the reading behavior observed in Experiment 1, predicting the effect of the preview manipulation on skipping rate, reading time, and task accuracy, while also correctly modeling the reading strategy effects that we found experimentally.

The paper concludes with a general discussion, which summarizes our contributions, contextualizes them with respect to prior research, and addresses some of the limitations of this work.

2 Background

A significant literature exists in the domain of modeling human reading. Here, we will review work on models of eye-movement control, models of processing difficulty during language comprehension, and more generally neural approaches to cognitive modeling, with a particular focus on neural attention mechanisms.

2.1 Models of Eye-movement Control

Models of eye-movement control are designed to make detailed predictions about the pattern of fixations and saccades that occur when people read text. They typically integrate linguistic constraints (such as lexical representations) with perceptual factors (such as information about the length of a word or its visual appearance) to compute the location and the duration of eye-movements during reading. A range of computational models of eye-movement control have been developed (see [Rayner & Reichle, 2010](#), for an overview), the most prominent of which are probably E-Z Reader ([Reichle, Pollatsek, Fisher, & Rayner, 1998](#); [Reichle, Rayner, & Pollatsek, 2003](#); [Reichle, Warren, & McConnell, 2009](#)) and SWIFT ([Engbert, Longtin, & Kliegl, 2002](#); [Engbert, Nuthmann, Richter, & Kliegl, 2005](#)).

E-Z Reader assumes that eye-movements are controlled in a serial fashion: a single word is processed at any given time, and once processing of that word is finished, attention moves on to the next word. The model assumes two processing stages. The first one is the familiarity check, which takes place during lexical access up to the point when the word can be reliably identified. Once this point is reached, the saccade to the next word is programmed, and the second stage of processing, the completion of lexical access, occurs. Saccade programming itself is also subdivided into two stages: the initial labile stage, during which a saccade can still be canceled, and the non-labile stage, when the saccade has become obligatory. Another key assumption of E-Z Reader is that eye-movements target the center of words, but are subject to random over- and undershoot errors; large errors result in automatic refixations, i.e., corrective saccades towards the center of the word.

SWIFT is a parallel model of eye-movement control. This means that attention is conceptualized as a gradient that is spread across several words, and lexical access for these words happens at the same time. Another key assumption of the model is that the decision to move the eyes to the next viewing location is determined by a random timer. This timer initiates saccades at random intervals; factors such as word frequency influence saccade programming only indirectly by inhibiting the timer. The inhibition delays when a saccade occurs, resulting in an increased fixation duration on the current word. SWIFT's assumptions about saccade programming are similar to the ones made by E-Z Reader.

More recent approaches, such as the model by [Bicknell and Levy \(2010\)](#) conceptualize reading as a Bayesian inference task. The Bicknell and Levy approach assumes a probabilistic language model which defines a prior distribution over possible word sequences. The aim of the model is to decide whether or not to move the eyes from the current position. While at a given position, it samples noisy visual input, which results in a likelihood term (the probability of the visual input given a word). By combining the prior distribution with the likelihood term, the model updates its belief about the identity of the word sequence it is reading. This updated posterior distribution is then used to decide the next reading action. [Bicknell and Levy \(2010\)](#) assume four possible actions: keep fixating the current position, initiate a backward saccade, initiate a forward saccade, or stop processing the current input. The model uses a simple control policy based on the posterior probability of the currently fixated character to decide which action to take. A distinguishing factor of this model is that it assumes realistic visual input, viz., noisy representations based on a character's eccentricity from the viewing position.

Finally, there is work in the natural language processing literature which treats eye-movement prediction as a machine learning task. More specifically, these authors train models such as logistic regression or conditional random fields on a data set of human eye-tracking data, and then predict

fixation times, skipping rates, and other eye-movement measures, on an unseen test set. Unlike our goals here, the literature in this tradition (e.g., [Bestgen, 2021](#); [Hara, Kano, & Aizawa, 2012](#); [Hollenstein et al., 2021](#); [Matthies & Sjøgaard, 2013](#); [Nilsson & Nivre, 2009, 2010](#)) does not primarily aim to construct explanatory cognitive models, and the use of supervised training (i.e., models learn their behavior from a pre-existing training set of eye-movement data) is not psychologically realistic, as outlined in the Introduction. However, machine learning based models typically achieve good prediction accuracy, which makes them suitable for comparison with cognitive models.

The model proposed in this paper does not aim to capture eye-movement control at the same level of detail as E-Z Reader, SWIFT, or the Bicknell and Levy model. We do not aim to predict where on a word a fixation will land, or which distance a saccade will span. We have no notion of reverse eye-movements or corrective saccades, and we do not model the visual input (our model has no notion of characters; word shape and word length are not captured). Instead, our model uses an idealized, high-level notion of attention: it decides whether to fixate or skip a word, and is also able to predict reading times for fixated words (though this is merely a by-product of our model architecture, as will be explained below).

On the other hand, our approach assumes an explicit tradeoff between economy of attention and task accuracy. It shares this feature with [Bicknell and Levy \(2010\)](#), whose model trades off reading speed (a form of economy) and visual identification accuracy. Also like Bicknell and Levy, we assume that our model explicitly integrates probability distributions from a variety of sources and models decision making explicitly. We do not assume a Bayesian framework, but compute probability distributions using a more flexible neural network approach, and we capture decision making using reinforcement learning. Again like Bicknell and Levy, our approach incorporates an explicit language model, which in our case is computed using a recurrent neural network. However, whereas their model is designed specifically for optimal word recognition, the Tradeoff Hypothesis generalizes to higher-level language understanding tasks such as question answering.

2.2 Models of Processing Difficulty

Model of processing difficulty are designed to predict how much processing effort is caused during sentence comprehension. Experimental studies typically find that certain words in a sentence cause increased processing effort, which empirically manifest itself as greater reading times, but also in other ways, for example slower reaction times in a go/no go task, lower cloze probabilities, or increased ERP amplitudes. Models of processing difficulty are not designed to predict detailed eye-movement behavior; they have no notion of fixations and saccades, and do not model the visual properties of words. Often, they are tested not on naturalistic texts, but on carefully designed sentence pairs such as they are used in psycholinguistic experiments, garden path sentences being a prime example.

A prominent model of processing difficulty is surprisal, which measures the predictability of a word in context, defined as the negative logarithm of the conditional probability of the current word given the preceding words ([Hale, 2001](#); [Levy, 2008](#)). Surprisal is computed by a language model, which can take the form of a probabilistic grammar, an n-gram model, or a neural network. Like other models of processing difficulty, surprisal is designed to provide a general measure of linguistic processing effort, and cannot explain detailed eye-movement behavior during reading. Nevertheless, the surprisal of a given word can be used as a predictor of the reading time for that word, and these predictions have been shown to correlated with reading measures in eye-tracking corpora ([Demberg & Keller, 2008](#); [Frank & Bod, 2011](#); [McDonald & Shillcock, 2003a, 2003b](#); [Smith & Levy, 2013](#)).

The model proposed in this paper has a surprisal component, which is implemented using a neural language model. It departs from standard surprisal by explicitly modeling which words in the input are attended to, which enables it to predict word skipping. Skipping is a particularly intriguing phenomenon in human reading: about 40% of all words in a text are skipped during reading (in the Dundee corpus, see below), without apparent detriment to understanding. In a further departure from standard surprisal, our model also models text understanding explicitly, in the form of a task the model has to perform: either reconstructing the input (i.e., memorizing the information in the text), or answer questions about the text. This enables us to capture how reading task affects reading behavior. All components of our model (surprisal, attention, task) are implemented as neural networks and trained on unannotated text.

2.3 Models of Neural Attention

Neural networks have been used for cognitive modeling since their inception, with many of the fundamental architectures and algorithms developed decades ago by [Rumelhart and McClelland \(1986\)](#). Neural models are attractive in a cognitive context because they perform representation learning, i.e., suitable representations for a given cognitive task emerge during training, rather than having to be pre-specified by the model designer. This provides a potential explanation for how cognitive functions are acquired based on general learning mechanisms in combination with the exposure to suitable training data.

The renaissance of neural networks in artificial intelligence was triggered by the development of new learning algorithms, more advanced network architectures, and the availability of massive amounts of data and compute. It led to breakthroughs in areas such as computer vision ([Krizhevsky, Sutskever, & Hinton, 2012](#)), speech recognition ([Graves, Mohamed, & Hinton, 2013](#)), and natural language processing ([Collobert et al., 2011](#)). Today's neural architectures and algorithms are efficient, scalable, and robust, enabling the development of models that can be trained on large, realistic datasets and achieve state-of-the-art performance on a wide range of AI tasks.

In this paper, we will leverage recent developments in neural network technology to build a cognitively plausible model of human reading. More specifically, we will use a mechanism called neural attention, which allows a model to dynamically focus on a restricted part of the input. Attention is also a central concept in cognitive science, where it denotes the focus of cognitive processing. In both language processing and visual processing, attention is known to be limited to a restricted area of the visual field, and shifts rapidly through eye-movements ([Henderson, 2003](#)). There is therefore an obvious conceptual link between neural attention and human attention that we can exploit for model design.

A range of attention-based neural network architectures have been proposed in the literature, showing promise in both natural language processing and computer vision (e.g., [Bahdanau, Cho, & Bengio, 2015](#); [Mnih, Heess, Graves, & others, 2014](#)). These architectures either employ soft attention or hard attention. Soft attention distributes real-valued attention values over the input and is typically trained using backpropagation. Hard attention mechanisms make discrete choices about which parts of the input to focus on, and can be trained with reinforcement learning ([Mnih et al., 2014](#)). In language processing models, soft attention can mitigate the difficulty of compressing long sequences into fixed-dimensional vectors, with applications in machine translation ([Bahdanau et al., 2015](#)) and question answering ([Hermann et al., 2015](#)). In computer vision, both types of attention can be used for selecting image regions for processing ([Ba, Salakhutdinov, Grosse, & Frey, 2015](#); [Xu et al., 2015](#)).

When it comes to modeling word skipping, i.e., the decision whether a given word should be fixated or not, hard attention is a natural modeling choice. It mimics the binary nature of the skipping decision (rather than assuming a real-valued attention weight), and can be trained using reinforcement learning, thus avoiding a cognitively implausible supervised learning scheme.

3 The Tradeoff Hypothesis

Two observations about human reading are the starting point for our model design: its efficiency and its task adaptivity.

Despite the complexity of the reading process, experienced readers are able to process text very efficiently, at a typical rate of 200–400 words per minute (Rayner, Schotter, Masson, Potter, & Treiman, 2016). This is significantly higher than the normal speaking rate of around 150 words per minute, meaning that reading enables faster information uptake than listening. Reading is a cultural skill, subject to explicit teaching in school for a period of 10–14 years in most countries. This means readers have a lot of practice by the time they reach adulthood, and have honed their reading skills to the point of automaticity; the Stroop effect (Scarpina & Tagini, 2017) is often cited as evidence of such automaticity. Furthermore, the reading process is efficient in that it is able to deal with errors in the input. Even when a text contains a high rate of letter transpositions and misspellings, this does not seem to impair comprehension, and only marginally slows down reading (Hahn, Keller, Bisk, & Belinkov, 2019).

The second key observation is that humans adapt their reading strategy to the task at hand. A considerable literature exists that demonstrates how the reading task affects eye-movements, demonstrating effects on, for instance, skipping rate, fixation duration, and saccade length. Task is also known to interact with text-related factors such as word length, word frequency, and word predictability. Rayner and Fischer (1996) compared normal reading with scanning transformed text (every letter is replaced with a z) and word search. They found shorter fixations, longer saccades, and less skipping in the normal reading condition. Also, word frequency effects were absent in the scanning and search conditions. Related to this, Radach, Huestegge, and Reilly (2008) compared eye-movements in reading for comprehension and in word verification, and found increased reading times, as well as larger word frequency effect in comprehension. Greenberg, Inhoff, and Wege (2006) compared normal reading with a letter detection task, and found longer fixations and less skipping for the letter detection, but uncovered no task differences in word class and predictability effects. In the same vein, White, Warrington, McGowan, and Paterson (2015) compared reading for comprehension to the task of scanning for a specific topic. In contrast to Rayner and Fischer's (1996) word search results, they found word frequency effects for both tasks in first fixation times, but larger effects of word frequency in later measures during reading for comprehension. When Kaakinen and Hyönä (2010) compared reading for comprehension and proofreading for errors, they found that the temporal and spatial properties of fixations and saccades differed for the two tasks. They also found greater word length and word frequency effects for proofreading compared to comprehension. Schotter, Bicknell, Howard, Levy, and Rayner (2014) replicated these results and additionally showed predictability effects in proofreading. Kaakinen, Lehtola, and Paattilammi (2015) compared the eye-movements of adults and children performing either a question answering or a text comprehension task, and found task effects on first-pass reading in both groups; the adults also showed a task effect on look-backs.

In summary, human reading is both very efficient and highly task adaptable. We hypothesize that readers achieve these two remarkable properties by optimizing a tradeoff between *economy*

and *accuracy*. Concretely, this means that they try to read as efficiently as possible, for example by skipping as many words as they can. At the same time, their reading behavior needs to ensure that they make as few errors as possible in the task they are trying to accomplish by reading. We will call this assumption the *Tradeoff Hypothesis*. Based on this hypothesis, we expect that humans only fixate words to the extent necessary for task success, while skipping words that are not task relevant, or whose contribution to the text can be inferred from context. Crucially, the optimal economy–accuracy tradeoff depends on what the reader is trying to accomplish; it follows that there is no single reading strategy that is optimal everywhere; economy and accuracy trade off in different ways for different tasks.

As mentioned in Section 2, the key assumption that readers make a tradeoff is shared with Bicknell and Levy’s (2010) rational model of eye-movement control in reading. Arguably, all Bayesian models involve a tradeoff, as they assume that a prior probability distribution is combined with a likelihood function in an optimal way. Another example is Norris’s (2006) Bayesian model of word recognition, which trades off recognition accuracy and recognition speed by combining a prior over lexical properties (such as word frequency) with a likelihood function that models noisy visual input.

In order to accrue evidence for the Tradeoff Hypothesis, this paper will investigate the following questions:

1. Can we use the Tradeoff Hypothesis to design a computational model that predicts quantitative properties of human skipping behavior? Furthermore, can we use this model to compute a surprisal measure that correlates with human reading times, even though it only has access to the words the model fixates (rather than to all words)?
2. Does this model instantiate a key prediction of the Tradeoff Hypothesis, viz., that the optimal reading strategy depends on the task? Based on this prediction, we expect that skipping behavior changes when the reading task changes, both in humans and in our model.

To investigate these questions, we develop an architecture that combines a language model based on recurrent neural networks with a neural attention mechanism, two approaches that have been very successful in natural language processing and in AI more generally. We train our model on a large text corpus with an objective function that implements the Tradeoff Hypothesis. We then evaluate the model’s reading behavior against human eye-tracking data, both from an existing eye-tracking corpus and from a novel eye-tracking experiment designed to study task effects. Apart from the unlabeled text used as training data and the model architecture, no further assumptions about language structure need to be made – in particular, no lexicon or grammar is required, and no eye-tracking data is used at training time. We show that cognitively plausible behavior emerges as a result of devising an architecture that can solve realistic reading tasks, and training it on large amounts of unlabeled text.

4 The Neural Attention Tradeoff Model

The point of departure for our model is the Tradeoff Hypothesis introduced in the previous section: Reading optimizes a tradeoff between economy of attention and task accuracy. We make this idea explicit by proposing NEAT (NEural Attention Tradeoff), a computational model that reads text and then performs a task related to the text it has read. During reading, the network chooses which words to process and which ones to skip. For normal reading, we will assume that the task is

simply to memorize the input, i.e., the model learns to reconstruct what it has read as accurately as possible. Based on this assumption, we train the model using an objective function that minimizes the input reconstruction error while also minimizing the number of words fixated. We will drop this simplifying assumption and generalize our model to a new reading task (question answering) in Section 7.

To reiterate, the aim of this paper is not to offer a full model of eye-movement control during reading. Rather, we want to model one particular aspect of reading, i.e., the allocation of attention to the words in a text. Specifically, we want to capture the process that decides which words in a text are fixated and which ones are skipped when a text is read. Once we have a model of skipping, we can use that model to compute a modified version of the surprisal that only uses the words that are fixated. This in turn allows us to compute word-by-word reading times.

4.1 Architecture

Our architecture is based on the standard neural encoder-decoder architecture, which encodes a read sequence into memory representations and then decodes output from it (Cho et al., 2014; Kalchbrenner & Blunsom, 2013; Sutskever, Vinyals, & Le, 2014). We illustrate the model in Figure 1, operating on a three-word sequence $\mathbf{w} = w_1, w_2, w_3$. The basic components of NEAT are the *reader*, labeled R , and the *decoder*. Both these components are recurrent neural networks with long short-term memory (LSTM, Hochreiter & Schmidhuber, 1997) units. The recurrent reader network is expanded into time steps R_0, \dots, R_3 in the figure. It passes over the input sequence, reading one word w_i at a time, and converts the word sequence into a sequence of vectors h_0, \dots, h_3 . Each vector h_i is as a fixed-dimensional encoding of the word sequence w_1, \dots, w_i that has been read so far. The last vector h_3 (more generally h_N for a sequence of length N), which encodes the entire input sequence, is then fed into the input layer of the decoder network, which attempts to reconstruct the input sequence \mathbf{w} . The decoder is also realized as a recurrent neural network, collapsed into a single box in the figure. It models a probability distribution over word sequences, computing the conditional distribution $P_{Decoder}(w_i | \mathbf{w}_{1..i-1}, h_N)$ over the vocabulary in the i -th step, as is common in neural language modeling (Mikolov, Karafiát, Burget, Černocký, & Khudanpur, 2010). As the decoder has access to the vector representation created by the reader network, it should be able to assign the highest probability to the word sequence \mathbf{w} that was actually read. Up to this point, the model is a standard encoder-decoder architecture designed to reconstruct an input sequence from a fixed-dimensional representation.

Secondly, we model skipping by stipulating that only some of the input words w_i are fed into the reader network R ; the other words are skipped during reading. For skipped words, R receives a special vector representation that contains no information about the input word. NEAT incorporates an *attention module* A , which at each time step during reading, decides whether the next word is shown to the reader network or not. Before fixating or skipping a word, humans obtain information about it and sometimes fully identify it using *parafoveal preview* (Gordon, Plummer, & Choi, 2013). Thus, we can assume that the choice of which words to skip takes into account a preview of the word itself. We therefore allow the attention module to take the input word into account when making its decision.

Note that the literature provides mixed evidence regarding the role of context in shaping skipping decisions. There is evidence for strong frequency effects that trump effects of contextual fit (Angele, Laishley, Rayner, & Liversedge, 2014; Angele & Rayner, 2013), but studies have also found evidence for contextual predictability effects (Balota, Pollatsek, & Rayner, 1985; Duan &

Bicknell, 2020; Kliegl, Grabner, Rolfs, & Engbert, 2004; Luke & Christianson, 2016; Rayner, Slatery, Drieghe, & Liversedge, 2011). To test whether contextual information is relevant for predicting skipping with our model, we consider two versions of NEAT: In the *NoContext* version, skipping is based only on the identity of the word. In the *WithContext* version, the attention module has additionally access to the previous state h_{i-1} of the reader network, which summarizes what has been read so far. This is represented by a dashed line in Figure 1.

If we write the decision made by A as $\omega_i \in \{0, 1\}$, where $\omega_i = 1$ means that word w_i is shown to the reader and 0 means that it is skipped, then we can write the probability of showing word w_i as:

$$P(\omega_i = 1 | \omega_{1..i-1}, \mathbf{w}) = P_A(w_i, h_{i-1}) \quad (1)$$

We implement the attention module A as a feed-forward network, followed by taking a binary sample ω_i .

As outlined in Section 2.2, *surprisal* is a prominent model of linguistic processing difficulty that has been used to capture human reading times. Standard surprisal models assume that all words are read, and it is an interesting question whether surprisal estimates computed on noisy word sequences (where some words have been skipped) are able to predict reading times correctly.

To obtain surprisal estimates, we use the states of the reader network at each time step to compute a probability distribution P_R over the lexicon. This distribution describes which words are likely to come next (i.e., the reader network performs language modeling). Unlike the modeling performed by the decoder, P_R , via its recurrent connections, has access to the preceding context only.

The surprisal of an input word w_i is the negative logarithm of the conditional probability of the word given the context words $\mathbf{w}_{1..i-1}$. Using P_R and the skipping sequence $\omega_{1..i-1}$ predicted by NEAT, this becomes:

$$\text{Surp}(w_i | \mathbf{w}_{1..i-1}) = -\log P_R(w_i | \mathbf{w}_{1..i-1}, \omega_{1..i-1}) \quad (2)$$

Crucially, this surprisal estimate only takes into account the words that have actually been read. We will refer to this quantity as *restricted surprisal*, as opposed to *full surprisal*, which is computed based on all prior context words, and constitutes an upper bound of the surprisal estimate.

NEAT therefore computes two quantities that model important aspects of reading behavior: the fixation probability in equation (1), which predicts how likely words are to be fixated (rather than skipped), and the restricted surprisal in equation (2), which models the reading times of fixated words (in line with standard results that show that surprisal correlates with reading time, e.g., Demberg & Keller, 2008).

4.2 Objective Function

Given the network parameters θ and an input sequence of words \mathbf{w} , the network stochastically chooses a fixation sequence ω according to (1) and incurs a loss $L(\omega | \mathbf{w}, \theta)$ when reconstructing the input sequence:

$$L(\omega | \mathbf{w}, \theta) = -\frac{1}{N} \sum_{i=1}^N \log P_{\text{Decoder}}(w_i | \mathbf{w}_{1..i-1}; h_N; \theta)$$

where $P_{\text{Decoder}}(w_i | \mathbf{w}_{1..i-1}; h_N; \theta)$ is the output of the decoder network at time step $i - 1$, with h_N being the vector representation created by the reader network for the entire input sequence.

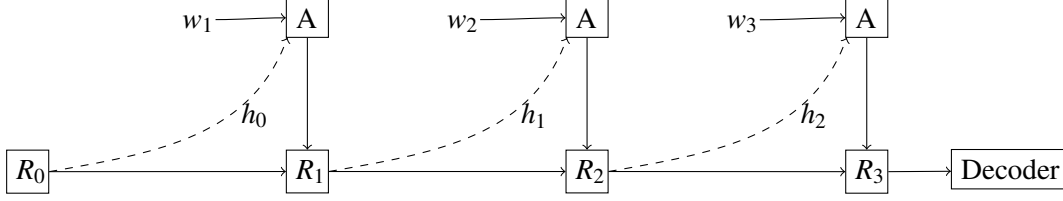


Figure 1. The architecture of the proposed NEAT model, reading a three-word input sequence w_1, w_2, w_3 . R is the reader network. A is the attention network. At each time step, the input w_i is fed into A , which then decides whether the word is read or skipped. In the *WithContext* version, the attention module additionally has access to the state h_{t-1} of the reader network, indicated by dashed lines.

To implement the Tradeoff Hypothesis, we train NEAT to solve reconstruction with minimal attention, i.e., the network minimizes the following expected loss:

$$Q(\theta) := \mathbb{E}_{\mathbf{w}, \omega} \left[L(\omega | \mathbf{w}, \theta) + \alpha \cdot \frac{\|\omega\|_{\ell_1}}{N} \right] \quad (3)$$

where word sequences \mathbf{w} are drawn from a corpus, and ω is distributed according to $P(\omega | \mathbf{w}, \theta)$ as defined in (1). In equation (3), $\|\omega\|_{\ell_1}$ is the number of words shown to the reader, and $\alpha > 0$ is a hyperparameter, i.e., a parameter that needs to be tuned on a development set. The term $\alpha \cdot \|\omega\|_{\ell_1}$ encourages NEAT to attend to as few words as possible; the bigger α is, the higher the loss incurred when reading (as opposed to skipping) words.

Note that we make no assumption about linguistic structure – the only ingredients of NEAT are the neural architecture, the objective (3), and the corpus from which the sequences \mathbf{w} are drawn. This corpus is merely a sequence of words – NEAT is trained without linguistic annotation and without any eye-tracking data; we use eye-tracking data only for evaluating the model.

4.3 Parameter Estimation

We jointly train the parameters of the reader, decoder, and attention modules to minimize the objective function (3). We use gradient descent for the reader and decoder modules, and reinforcement learning, specifically the REINFORCE method (Williams, 1992), for the attention module A .

Starting with random initial values, the parameters are updated iteratively as follows. In each iteration, a text is selected from the training corpus, and a sequence of fixations and skips $\omega = \omega_1, \dots, \omega_N$ is sampled using the NEAT attention module A given the current parameter setting θ . We then compute the gradients as follows:

$$\begin{aligned} \Delta_1 &:= (\partial_\theta \log P_A(\omega | w_{1..N}; \theta)) \cdot [L(\omega | \mathbf{w}, \theta) + \alpha \cdot \|\omega\|_{\ell_1}] \\ \Delta_2 &:= \partial_\theta L(\omega | \mathbf{w}, \theta) \end{aligned} \quad (4)$$

using the backpropagation algorithm and update the parameters θ according to the following update rule:

$$\theta \leftarrow \theta - \gamma \cdot (\Delta_1 + \Delta_2) \quad (5)$$

where $\gamma > 0$ is the learning rate. To speed up computation, in every iteration, 64 texts are batched together, and all computations are performed in parallel on them.

This technique can be understood as a reinforcement learning method where the attention module samples actions from its current strategy and updates its parameters based on a reward that trades off accuracy and attention. The update rule in equation (5) is also an instance of stochastic gradient descent, since $\Delta_1 + \Delta_2$ is an unbiased estimator of the gradient of (3) with respect to θ (Williams, 1992).

We utilize three methods for speeding up convergence of this training algorithm. First, when computing the gradient (4), we subtract from the reward signal $L(\omega|\mathbf{w}, \theta) + \alpha \cdot \|\omega\|_{\ell_1}$ a running average of its recent values on other texts, a standard approach for speeding up reinforcement learning without sacrificing the unbiasedness of the gradients (Williams, 1992). From a cognitive perspective, this corresponds to adjusting the reward signal based on the value of the loss *relative to typical values* on other texts. Second, following Xu et al. (2015), we add entropy regularization, encouraging the model to explore different reading strategies. Third, we pretrain the reading and decoder networks on input sequences where 5% of words have been skipped at random. This corresponds to collecting prior knowledge about the language before starting to optimize the reading strategy.

5 Modeling Study 1

In this study, we will evaluate our NEAT model against human eye-tracking data. In particular, we want to investigate whether NEAT, when trained to perform a generic task (reconstructing the input text), is able to simulate reading behavior as it is observed in human readers when they are not given a specific task (other than understanding the text).

NEAT predicts two quantities that can be evaluated against human reading data: Firstly, it generates fixation sequences, i.e., series of fixation/skipping decisions for a given input text. Secondly, it predicts surprisal values for words in context. We can evaluate model generated fixation sequences against human fixation sequences, and surprisal values against human reading times. Both can be extracted from eye-tracking corpora.

5.1 Methods

5.1.1 Model Implementation. For both the reader and the decoder networks, we choose a one-layer LSTM network with 1,024 memory cells. The attention network applies a linear transformation to word embeddings and (in the *WithContext* version) the previous reader state, and derives a probability using the logistic function:

$$a_i := \sigma(u + v^T \hat{w}_i) \quad \text{NoContext} \quad (6)$$

$$a_i := \sigma(u + v^T \hat{w}_i + h_{i-1}^T A \hat{w}_i) \quad \text{WithContext} \quad (7)$$

where $\hat{w}_i \in \mathbb{R}^{200}$ is a word embedding representing w_i . The weights $v \in \mathbb{R}^{200}$, $A \in \mathbb{R}^{200 \times 1024}$ are parameters of the model.

The text being read is split into sequences of 50 tokens, which are used as the input sequences for NEAT, disregarding sentence boundaries. Word embeddings are shared between the reader and the attention network. The vocabulary consists of the 50,000 most frequent words from the training corpus. We trained NEAT on the CNN section of the training set of the DeepMind question answering corpus (Hermann et al., 2015), which consists of 90,266 articles from *CNN*, containing approximately 69 million tokens (only the texts were used for this modeling study, not the questions). Training iterated through the corpus four times. For initialization, weights are drawn from the uniform distribution.

In order to determine the weight α in 3, we varied α from 0 to 3 in steps of 0.25, and chose the value ($\alpha = 2.25$) resulting in the fixation rate (60.4%) that best matched the human fixation rate on the development set (see Section 5.1.2). We used a constant learning rate of 0.1 for A . No eye-tracking data was used when training the model, beyond the choice of α to match human fixation rate.

5.1.2 Dataset. To evaluate the reading behavior of the trained model, we used the English section of the Dundee corpus (Kennedy & Pynte, 2005), which consists of 20 texts from *The Independent*, annotated with eye-movement data from ten English native speakers. Each native speakers read all 20 texts and answered a comprehension question after each text. We split the Dundee corpus into a development and a test set, with texts 1–3 constituting the development set. The development set consists of 78,300 tokens, and the test set of 281,911 tokens. For evaluation, we removed the datapoints removed by Demberg and Keller (2008), mainly consisting of words at the beginning or end of lines, outliers, and cases of track loss. Furthermore, we removed datapoints where the word was outside of the vocabulary of the model. After preprocessing, 81.1% of tokens remained. To obtain fixation rates and reading times per token, we used the eye-tracking measures computed by Demberg and Keller (2008). The average fixation rate over all tokens was 62.1% on the development set, and 61.3% on the test set.

The development set was used to determine the human skipping rate (see Section 5.2) and to choose the model parameter α (Section 5.1.1). The model was then run on the test set to compute the results that we report in the following section.

5.2 Results and Discussion

Throughout this section, we consider the following baselines for the attention prediction: *random attention* is defined by $\omega \sim \text{Binom}(n, p)$, with $p = 0.621$, the human fixation rate in the development set. This baseline corresponds to a reading strategy where words are skipped at random, so that the overall fixation rate is the same as in our development set portion of the Dundee corpus.

To obtain further baselines, we derive fixation predictions from *full surprisal*, *word frequency*, and *word length*. For this, we choose a threshold for these quantities such that the resulting fixation rate matches the human fixation rate on the development set. For example, the word frequency baseline skips all high frequency words up to a frequency threshold that ensures that the fixation rate is 62.1%. Note that we need a surprisal model in order to compute the full surprisal baseline; we will return to this below.

5.2.1 Fixation Sequences. NEAT defines for each word in a sequence a probability that it will be fixated. These simulated fixation probabilities can be interpreted as defining a distribution of attention over the input sequence. Figure 2 shows heatmaps of the human and simulated fixation probabilities, respectively, for the beginning of a text from the Dundee corpus. While some differences between human and simulated fixation probabilities can be noticed, there are similarities in the general qualitative features of the two heatmaps. In particular, function words and short words are less likely to be fixated than content words and longer words in both the human and the simulated data.

Previous work on supervised models of fixation prediction on the Dundee corpus (Matthies & Sjøgaard, 2013; Nilsson & Nivre, 2009) has been evaluated by measuring the overlap of the fixation sequences produced by the models with those in the Dundee corpus. For NEAT, this method of evaluation is problematic as differences between model predictions and human data may be due to differences in the rate of skipping, and due to the inherently stochastic nature of fixations. We therefore

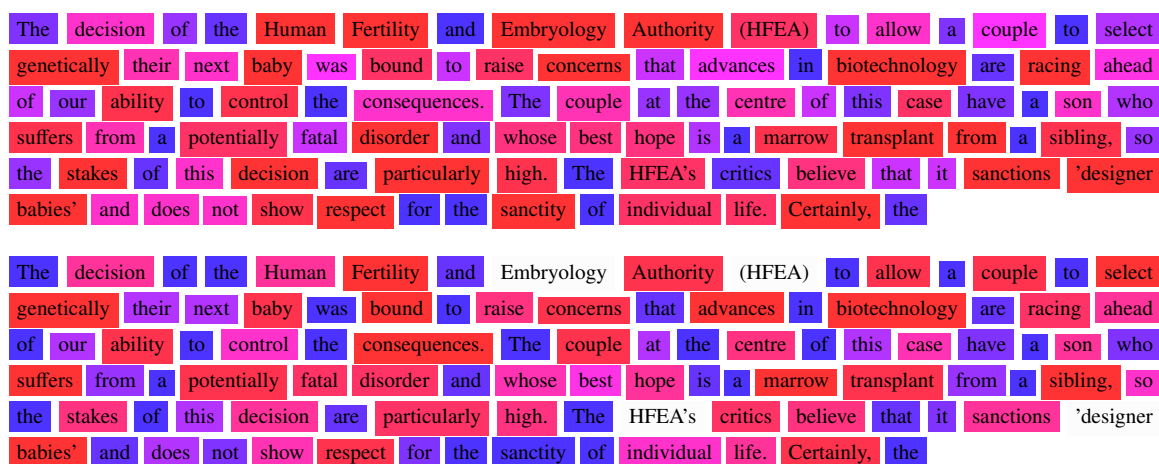


Figure 2. Top: Heatmap visualizing human fixation probabilities, as estimated from the ten readers in the Dundee corpus. In cases of track loss, we replaced the missing value with the corresponding reader’s overall fixation rate. Bottom: Heatmap showing fixation probabilities simulated by NEAT in Modeling Study 1. The color gradient denotes the fixation probability for a word, ranging from blue (low probability) to red (high probability). White background indicates that the word was excluded from the analysis because it was not part of the model’s vocabulary.

	Accuracy	F_{fix}	F_{skip}
NEAT (NoContext)	66.5	71.0	80.4
NEAT (WithContext)	66.1	70.6	80.2
Supervised Models			
Nilsson and Nivre (2009)	69.5	75.2	62.6
Matthies and Sjøgaard (2013)	69.9	72.3	66.1
Human Performance and Baselines			
Random Attention	50.9	57.9	41.2
Full Surprisal	61.5	66.6	75.7
Word Frequency	67.4	71.7	61.7
Word Length	69.1	73.4	81.6
Human Agreement	68.8	73.9	82.4

Table 1

Evaluation of fixation sequence predictions against human data. To measure human agreement, we predicted the n -th reader’s fixations by taking the fixations of the $(n + 1)$ -th reader (with missing values replaced by reader average), averaging the resulting scores over the ten readers.

derive model predictions by rescaling the simulated fixation probabilities so that their average equals the fixation rate in the development set, and then greedily take the maximum-likelihood sequence. That is, we predict a fixation if the rescaled probability is greater than 0.5, and a skip otherwise. As in previous work, we report the classification accuracy (for the two classes fixation and skip), and also separate F -scores for fixation and skip prediction (F is the harmonic mean of precision and recall). As lower and upper bounds, we use random attention (defined as $\omega \sim \text{Binom}(n, 0.621)$) and the agreement of the ten human readers, respectively. We further derive fixation predictions from word length, word frequency, and full surprisal by setting a threshold to match human fixation rate on the development set. The results are shown in Table 1. NEAT clearly outperforms random attention and full surprisal. This is remarkable given that NEAT has access to only 60.4% of the words in the corpus in order to predict skipping, while full surprisal has access to all the words.

When comparing the two different versions of NEAT, we find that access to the previous context of a word does not result in improved fit; the *NoContext* model performs slightly better than the *WithContext* one.

Word frequency and word length perform well, almost reaching the performance of supervised models. This shows that the bulk of skipping behavior is already explained by word frequency and word length effects. Note, however, that NEAT is completely unsupervised, and does not know that it has to pay attention to word frequency; this is something the model is needs to infer. (NEAT has no notion of word length, as all words are represented as embeddings, i.e., as numeric vectors of fixed length.)

The success of word frequency and word length is in agreement with the finding that contextual information did not improve model fit, and with prior experimental evidence indicating that frequency effects can trump contextual fit (Angele et al., 2014; Angele & Rayner, 2013). While some studies have found evidence for contextual predictability effects in skipping (Balota et al., 1985; Duan & Bicknell, 2020; Kliegl et al., 2004; Luke & Christianson, 2016; Rayner et al., 2011), our results suggest that context effects, to the extent that they are modeled by the *WithContext* version of NEAT, play no role for skipping in naturalistic text.

5.2.2 Reading Times. To evaluate the predictions NEAT makes for reading times, we use linear mixed effects models (Pinheiro & Bates, 2000) that include as a predictor the restricted form of surprisal derived from NEAT for the Dundee test set. The mixed models also include a set of standard baseline predictors, viz., word length, log word frequency, and the position of the word in the text. Word length and surprisal were residualized with respect to log word frequency. To keep the size of the mixed effects models manageable, we only considered binary interactions. Which interactions to include was determined by forward model selection: Starting from a model with only main effects, we iteratively added the binary interaction resulting in the greatest improvement in deviance,¹ until model fit did not change significantly any more according to a χ^2 test. We did this separately for all four reading measures, and then pooled the interactions, so that the final models for all measures contained the same set of interactions.

We treat participants and items as random factors. As the dependent variables, we take either first fixation duration, first pass time, total time, or fixation rate (these measures are defined in Section 6.1.4 below).

We compare NEAT surprisal against *full surprisal* as an upper bound and against *random surprisal* as a lower bound. Random surprisal is surprisal computed by a model with random at-

¹Deviance is defined as the difference between the log likelihood of the model under consideration minus the log likelihood of the baseline model, multiplied by -2 .

tention; this allows us to assess how much surprisal degrades when only 60.4% of all words are fixated, but no information is available as to which words should be fixated. Full surprisal is the surprisal estimate computed with full attention, i.e., when our model is allowed to fixate all words. For NEAT surprisal, we focus on the *NoContext* version, as it predicts fixations at least as well as the *WithContext* version while being the simpler model.

In order to compare the three surprisal estimates, we need a measure of effect size. For this, we compare the model fit of the three mixed effects models using deviance: higher deviance indicates greater improvement in model fit over the baseline model. For first pass, we find that the mixed model that includes NEAT surprisal achieves a deviance of 253 compared to the mixed model containing only the baseline predictors. With full surprisal, we obtain a deviance of 493. On the other hand, the model including random surprisal achieves a lower deviance of 173. For the other reading time measures, the situation is similar, see Table 2 for details. (This table also contains AIC and BIC as additional measures for model comparison; these agree with the deviance results.) For fixation rate, we find that no form of surprisal has any predictive power over and above the other predictors, in line with what we found for skipping.

The reading time results in Table 2 show that restricted surprisal as computed by NEAT not only significantly predicts reading times, it also provides an improvement in model fit compared to the baseline predictors. The magnitude of this improvement in terms of deviance indicates that NEAT outperforms random surprisal. Full surprisal achieves an even greater improvement, but this is not unexpected, as full surprisal has access to all words, unlike NEAT or random surprisal, which only read to 60.4% of the words in the text, and skip the rest.

6 Experiment 1

In Modeling Study 1 we successfully evaluated NEAT, our model of reading based on the Tradeoff Hypothesis, against a corpus of human eye-tracking data. We were able to show that human fixation sequences are predicted by NEAT's measure of fixation probability, while human reading times are predicted by its measure of restricted surprisal.

Recall that the version of NEAT used in Modeling Study 1 was based on the assumption that the task that the model needs to solve is to memorize the text. NEAT therefore learns to reconstruct an input sequence as faithfully as possible, while reading as economically as possible, i.e., fixating as few words as it can.

We will now turn to an important prediction that can be derived from the Tradeoff Hypothesis. If reading behavior is the consequence of a tradeoff between task accuracy and reading economy, then this predicts that the tradeoff will change when the reading task changes. More specifically, if a reader is given a task that requires them to pay particular attention to certain aspects of the text, then their eye-movements will change in a way that is optimal for this task. Experimental evidence for this comes, for instance, from studies comparing proofreading and normal reading (Schotter et al., 2014), see Section 3 for details.

In the following, we will present an eye-tracking experiment that tests this prediction of the Tradeoff Hypothesis. We investigate a specific task, viz., reading a text in order to find the answer to a question, and manipulate how much readers know about the task. In one condition (No Preview), participants first read the text and then answer a question about it; in the second condition (Preview), they first see the question, then read the text, and then answer the question. In the No Preview condition, readers have no idea what the answer will look like, and their reading behavior should be similar to normal reading: they try to remember as much of the text as they can, as the question

	First Fixation	First Pass	Total Time
(Intercept)	200.84 (5.73)	232.71 (7.84)	243.36 (8.34)
WordLength	3.54 (0.23)	32.82 (0.43)	35.54 (0.48)
LogWordFreq	-4.66 (0.23)	-2.99 (0.41)	-4.92 (0.45)
PositionText	-0.65 (0.18)	-2.3 (0.32)	-2.91 (0.35)
WordLength:LogWordFreq	0.37 (0.17)	-0.62 (0.32)	-1.52 (0.35)
LogWordFreq:PositionText	-0.54 (0.22)	-0.96 (0.40)	-0.31 (0.45)
WordLength:PositionText	-0.78 (0.22)	-2.94 (0.41)	-2.74 (0.46)
NEAT Surprisal	1.54 (0.08)	3.48 (0.14)	4.21 (0.15)
AIC Difference	411.0	633.0	749.0
BIC Difference	400.0	623.0	738.0
Deviance	413.0	635.0	751.0
Full Surprisal	1.45 (0.06)	3.2 (0.12)	4.03 (0.13)
AIC Difference	497.0	735.0	947.0
BIC Difference	486.0	725.0	937.0
Deviance	499.0	737.0	949.0
Random Surprisal	1.21 (0.07)	2.65 (0.13)	3.18 (0.14)
AIC Difference	302.0	439.0	513.0
BIC Difference	292.0	429.0	503.0
Deviance	304.0	441.0	515.0

Table 2

Linear mixed effects models for reading time measures on the Dundee corpus, with model comparisons between base model and models including different types of surprisal. Boldfacing indicates model coefficients that are significant predictors. All model comparisons are significant at $p < 2.2 \cdot 10^{-16}$ using a χ^2 test.

can be about anything they have read. In the Preview condition, on the other hand, readers know what type of information to seek, allowing them to read faster and skip more words. In the Preview condition, we also expect them to focus more on answer-relevant words (e.g., named entities), and expect to see increased reading times on these words.

6.1 Methods

6.1.1 Participants. The experimental protocol was approved the ethics committee of the School of Informatics at the University of Edinburgh. Twenty-two members of the University community took part in the experiment after giving informed consent. They were paid £10 for their participation. All participants had normal or corrected-to-normal vision and were self-reported native speakers of English.

6.1.2 Materials. Twenty newspaper texts were selected from the DeepMind question answering corpus (Hermann et al., 2015). Ten texts were taken from the CNN section of the corpus and the other ten texts from the Daily Mail section. Texts were selected so that they were comparable in length and represented a balanced selection of topics. Text lengths ranged from 149 to 805 words (mean 323 words). Two additional texts were selected as practice items. All texts were selected from the *test* partitions, which we did not use for training any of the neural models described

in this paper.

For each text, a question and the correct answer were selected from the corpus. In the DeepMind corpus, questions are formulated as sentences with a blank to be completed with a named entity so that a statement implied by the text is obtained. An example is the following question for the text in Figure 3:

- (1) A random sample from a _____ store tested positive for *Listeria monocytogenes*.

Questions were selected so that the correct answer does not occur at the beginning of the text. The correct answer in this case is *Michigan*. All named entities are marked up in the DeepMind corpus, a fact that we will use for our analysis later.

For each text, three incorrect answers (distractor) were created (these are not included in the DeepMind corpus). The distractors were also named entities, chosen so that correctly answering the question would likely be impossible without reading the text. In the present example, the distractors were names of other US states.

6.1.3 Procedure. The experiment included two conditions: Preview and No Preview. In the Preview condition, participants first read the question, then they read the text, and then they saw the question again with four answer choices and had to select one answer. In the No Preview condition, the question was not presented at the beginning of the trial, only after the text had been read.

The design was between-groups, i.e., each participant took part either in the Preview or No Preview version of the experiment. There were 10 participants in the Preview group and 10 participants in the No Preview group. In both groups, participants first received written instructions (appropriate for their condition) and went through two practice trials whose data was discarded. Then, each participant read and responded to all 20 items (texts with questions and answer choices); the items were the same for all participants (modulo question preview), but were presented in a new random order for each participant. The order of the answer options was randomized for each condition, but the same answer order was used for all participants in a given condition.

The experiment was conducted in a sound-attenuated room, where the text was presented on a 24 inch LCD screen, in a Lucida Sans Typewriter font with a fontsize of 20 points, line spacing of 20 points, and x- and y-offsets of 113 points. Each trial consisted of the question preview (in the Preview condition only; without answer choices), presented on its own page. After a button press, the text was displayed; texts were between one and five pages long (mean 2.1 pages), where each page contained up to eleven lines with about 80 characters per line. To get to the next page, and at the end of the text, participants again had to press a button. After the last page of text, the question was displayed, together with the four answer choices, on a separate page. Participants had to press one of four buttons to select an answer.

Eye-movements were recorded using an Eyelink 2000 tracker manufactured by SR Research (Ottawa, Canada). The tracker recorded the dominant eye of the participant (as established by an eye-dominance test) with a sampling rate of 2000 Hz. The participant was positioned about 60 cm away from the screen, and a head rest was used to minimize head movements. Before the experiment started, the tracker was calibrated using a nine-point calibration procedure. At the start of each trial, a fixation point was presented and drift correction was carried out. Throughout the experiment, the experimenter monitored the accuracy of the recording and carried out additional calibrations as necessary. Button presses were collected using a USB game pad.

6.1.4 Data Analysis. Drift in the vertical position of fixations was corrected automatically. For this, we used custom-made software that adjusts the vertical position of the nine calibration points, accordingly moving recorded fixations. On each trial, the software minimizes a linear combination of the squares of:

1. for each calibration point, the Euclidean distance from the recorded position;
2. the number of fixations not falling on any line of the text;
3. the number of pairs of successive fixations assigned to different lines of the text;
4. for each fixation falling within a line, the vertical distance from the center of that line;
5. for each fixation falling above the first line or below the last line, the vertical distance to the first or last line.

We selected the coefficients for these five factors manually so as to optimize the correction on a number of selected trials. The software only adjusted vertical positions; the horizontal positions of the calibration points and thus of the fixations was left unchanged.

We also pooled short, contiguous fixations as follows: fixations of less than 80 ms were incorporated into larger fixations within one character, and any remaining fixations of less than 40 ms were deleted. Readers do not extract much information during such short fixations (Rayner & Pollatsek, 1989).

For data analysis, each word in the text was defined as a region of interest. Punctuation was included in the region of the word it followed or preceded without intervening whitespace. If a word was preceded by a whitespace, then the space was included in the region for that word.

We report data for the following eye-movement measures in the critical and spill-over regions. *First fixation duration* is the duration of the first fixation in a region, provided that there was no earlier fixation on material beyond the region. *First pass time* (often called gaze duration for single-word regions) consists of the sum of fixation durations beginning with this first fixation in the region until the first saccade out of the region, either to the left or to the right. *Total time* consists of the sum of the durations of all fixation in the region, regardless of when these fixations occur. *Fixation rate* measures the proportion of trials in which the region was fixated (rather than skipped) on first-pass reading.

For first fixation duration and first pass time, no trials in which the region is skipped on first-pass reading (i.e., when first fixation duration is zero) were included in the analysis. For total time, only trials with a non-zero total time were included in the analysis.

6.2 Results

6.2.1 Tradeoff between Accuracy and Economy. Table 3 shows descriptive statistics for the reading time measures first fixation duration, first pass time, and total time. We also report fixation rate, i.e., the proportion of words that were fixated rather than skipped.

While the fixation rate was 0.52 in the No Preview condition, it dropped to 0.32 in the preview condition. Similarly, all reading time measures were substantially lower in the Preview condition: we observe a 20 ms reduction in first fixation duration, and reductions of 44 ms and 55 ms in first pass duration and total time, respectively. (We statistically analyze these differences using mixed

	No Preview	Preview	Preview, before answer	Preview, after answer
First fixation	214.1	194.1	193.2	194.7
First pass	257.3	213.2	213.2	213.3
Total time	317.6	262.5	266.5	259.9
Fixation rate	0.52	0.32	0.32	0.32
Accuracy	70%	89%		

Table 3

Left: mean fixation rates, reading times, and question accuracies by conditions in our reading experiment. Right: the same measures for the Preview condition only, separately for words that occur before and after the correct answer in the text.

effects models below.) Note also that fixation rates were substantially lower than in the Dundee corpus.

It is possible this result is simply due to the participants in the Preview condition being strategic: once they have found the answer in the text, they only read the rest of the text superficially, or even skip it completely. This would result in reduced overall reading times and fixation rates when averaging across the text as a whole. The right half of Table 3 presents reading times and fixation rates for the Preview condition separately for the words in the text that occur before and after the answer. The measures in both cases are indistinguishable (except for a small reduction in total time). This is evidence that participants read all of the text in the same way, and do not adopt a special strategy once they have found the answer.

Turning now to question answering accuracy, we found an accuracy of 70% in the No Preview condition, rising to 89% in the Preview condition. This difference was significant ($\beta = 2.05$, $SE = 0.69$, $p = 0.0027$) in a logistic mixed effects model with text and participant as random effects and condition as fixed effect, and the appropriate random intercepts and slopes. The question accuracies show that participants were reading the texts attentively, performing substantially above chance (25% accuracy) in both conditions, despite the low fixations rates observed in this experiment.

A sample visualization of skipping behavior in the two conditions is shown in Figure 3. Overall fixation rates are higher in the No Preview condition (top) than in the Preview condition (bottom). In the No Preview condition, most content words were fixated at least by some participants, and longer words were fixated by most participants. This contrasts with the Preview condition, where only a few words have high fixation rates, including the correct answer (*Michigan*, in the fourth line of the text).

Based on this observation, we wanted to test whether spending more time reading the answers in the text enables participants to answer the questions more accurately. We therefore built a logistic mixed effects model predicting whether a question was answered correctly based on (1) condition (Preview or No Preview), and (2) total time spent on all the occurrences of the correct answer in the text, centered and scaled to unit variance. The model included text and participant as random effects, and the appropriate random slopes. We conducted a Bayesian logistic analysis using brms (Bürkner, 2017), as frequentist models were numerically unstable. Reading time was a significant predictor ($\beta = 1.22$, $SE = 0.3434$, $95\% CrI = [0.39, 2.22]$), with higher reading time increasing the probability of answering correctly. The main effect of condition was also significant ($\beta = 2.00$,




Figure 3. Heatmap visualizing human fixation probabilities in Experiment 1, averaged over all participants per condition. Top: No Preview, bottom: Preview. The color gradient denotes the fixation probability for a word, ranging from blue (0.0) to red (1.0). The question was *A random sample from a _____ store tested positive for Listeria monocytogenes.* The correct answer was *Michigan*, which occurs in the fourth line of the text.

$SE = 0.74$, $95\% CrI = [0.70, 3.67]$). There was an interaction, such that the effect of reading time was stronger in the Preview condition ($\beta = 1.81$, $SE = 0.98$, $95\% CrI = [0.04, 3.90]$).

6.2.2 Mixed Effects Analyses. In order to more comprehensively analyze the effect of our experimental manipulation on eye-tracking measures, we fitted a series of mixed effects models to the data. We include not only condition (Preview or No Preview, coded as -0.5 and $+0.5$, respectively) as a fixed factor in our models, but also the following word-based factors, which allow us to analyze in more detail how the question-answering task influences reading strategy:

1. LogWordFreq: log-transformed word frequency, computed from the CNN training set of the DeepMind corpus (69 million words of newstext);
2. WordLength: length of the word in characters, residualized with respect to log word frequency;
3. PositionText: the position of the word in the text, counted from the first word of the text;
4. Surprisal: $-\log P(w_n|w_{1...n-1})$ computed using a recurrent neural network language model trained on the CNN training set of the DeepMind corpus. This was residualized with respect to log word frequency. After residualizing, we set surprisal to zero for those words that are outside of the vocabulary of the neural language model, as it does not compute meaningful surprisal estimates for those.

	First Fixation	First Pass	Total Time	Fixation Rate
(Intercept)	198.84 (4.35)	222.84 (6.13)	273.78 (7.05)	-0.4 (0.15)
Condition	16.66 (8.68)	40.01 (12.23)	61.63 (14.00)	0.98 (0.31)
IsCorrectAnswer	-3.16 (3.39)	-15.14 (7.75)	39.59 (8.88)	0.28 (0.11)
IsNamedEntity	-3.78 (1.27)	-7.58 (2.27)	7.36 (3.62)	0.02 (0.06)
LogWordFreq	-5.47 (0.47)	-17.57 (0.66)	-34.51 (1.09)	-0.65 (0.04)
PositionText	0.55 (0.40)	-0.35 (0.60)	-7.33 (0.96)	-0.05 (0.04)
Surprisal	1.15 (0.16)	1.79 (0.24)	3.46 (0.37)	0.01 (0.01)
WordLength	0.37 (0.22)	6.47 (0.31)	12.58 (0.52)	0.28 (0.01)
IsNamedEntity:Surprisal		-1.01 (0.55)		0.02 (0.01)
LogWordFreq:IsCorrectAnswer		-12.15 (5.93)		
LogWordFreq:IsNamedEntity		-9.70 (1.83)	-18.73 (2.97)	0.18 (0.05)
LogWordFreq:WordLength	0.58 (0.21)		1.03 (0.51)	0.05 (0.01)
PositionText:IsCorrectAnswer			-57.24 (11.82)	
PositionText:IsNamedEntity			-10.75 (2.94)	
PositionText:LogWordFreq			4.23 (1.04)	
PositionText:Surprisal		-0.44 (0.22)		
Surprisal:WordLength	0.14 (0.07)	0.25 (0.10)	0.55 (0.16)	
Condition:IsCorrectAnswer	-13.57 (5.13)		-95.88 (10.73)	-0.31 (0.15)
Condition:IsNamedEntity				-0.19 (0.09)
Condition:LogWordFreq		-6.70 (0.94)	-15.50 (1.32)	-0.14 (0.07)
Condition:Surprisal				-0.02 (0.01)
Condition:WordLength	-0.71 (0.31)	2.09 (0.45)	4.01 (0.64)	0.04 (0.03)
PositionText:Condition				0.06 (0.09)

Table 4

Mixed effects models for the data from Experiment 1. Condition is coded as -0.5 (Preview) vs. +0.5 (No Preview). For first fixation, first pass and total time, we report the estimated coefficient and its standard deviation as obtained using linear mixed effects models. For fixation rate, the dependent variable is binary (word fixated or not), so we fitted Bayesian logistic mixed effects models and report the estimated coefficient and its standard deviation. Effects were interpreted as significant when $|t| > 2$ (reading times) or the posterior probability that the coefficient has the opposite sign was < 0.05 (fixations). Continuous predictors were centered and scaled to have unit standard deviation.

5. *IsNamedEntity*: whether the word is part of a named entity (i.e., a potential answer), coded as -0.5 for no and $+0.5$ for yes.
6. *IsCorrectAnswer*: whether the word is part of the correct answer to the question for this text, again coded as -0.5 for no and $+0.5$ for yes, and then residualized with respect to *IsNamedEntity* (only named entities can belong to the correct answer).

For first fixation, first pass, and total time, we fitted mixed effects models using the R package *lme4* (Bates, Mächler, Bolker, & Walker, 2015). These models included random intercepts for participants and items and their outputs are shown in Table 4. Models with random slopes did not converge when using *lme4*. We therefore also built Bayesian linear mixed effects models with all appropriate random slopes using *brms* (Bürkner, 2017), both for reading times and for log-transformed reading times; the results of these models broadly agree with the non-Bayesian models, and are given in Appendix A.

For fixation rate, the dependent variable was binary (word fixated or skipped). We found that fitting logistic mixed models with *lme4* gave unstable results, so we fitted Bayesian logistic mixed effects models with participants and items as random effects and all appropriate random slopes using *brms*. The fitted model for fixation rate is also shown in Table 4.

For first fixation, first pass, and total time, only fixated words were included in the analysis. All predictors were centered. Continuous predictors were scaled to unit standard deviation, and categorical predictors had a difference of one between their two levels. The coefficient of a predictor in these models can therefore be interpreted as the change in milliseconds per standard deviation of the predictor (continuous), or the change (in milliseconds) induced by going from one level to the other (categorical predictors). We conducted forward model selection with a χ^2 test as described in Section 5.2.2.

For first fixation, first pass, and total time, we removed datapoints that were more than five standard deviations larger than the mean. We also removed the first token of each text from analysis.

6.2.3 Task-independent Effects. We will first discuss the main effect found in our mixed effects analysis, see the first section of Table 4. The results show main effects of log word frequency and word length across all measures (first fixation, first pass, total time, fixation rate), indicating that infrequent words and long words are read more slowly and are more likely to be fixated, independent of experimental condition. There is also a significant effect of named entity status on first fixation, first pass, and total time. Words that are part of a named entity (i.e., a potential answer) are read faster in early measures, but slower in total time. We also observe a main effect of whether a word is part of the correct answer (increased total time and fixation rate) and of text position: words later in the text have lower total time. There is also a significant main effect of surprisal on all reading time measures: more surprising words are read more slowly. This is consistent with previous work on surprisal in reading time corpora (Demberg & Keller, 2008). There is no effect of surprisal on fixation rate.

Crucially, we find a significant main effect of condition in three measures: first pass, total time, and fixation rate are all higher in the No Preview condition, confirming the observations we made based on the descriptive statistics in Table 3.

We now turn to interactions that do not involve condition, which are given in the second section of Table 4. We find an interaction of word length and word frequency in first fixation, total time, and fixation rate, which is a standard reading time effect. We also observe that the position of a word in the text interacts with its frequency (in total time), which is again a standard reading time

effect. There is a negative interaction of text position with named entity status in total time, which indicates that named entities are read faster later in the text, presumably because a named entity is less likely to be the correct answer later in the text, as the answer has already been encountered by then.

We also find two interactions involving surprisal. There is a positive interaction of surprisal and word length in first fixation, first pass and total time, indicating that surprisal has a bigger effect on longer words than on shorter words. There is also a negative interaction of surprisal and named entity status in fixation rate. This indicates that words that belong to named entities are more affected by surprisal than other words.

Relatedly, we find a negative interaction between log word frequency and answer status in first pass. This shows that low-frequency words in the correct answer are read more slowly.

We also find interactions of named entity status with log word frequency (first pass, total time, and fixation rate). This indicates that the effect of log word frequency is more pronounced on named entities in reading times, and less pronounced in fixation rates.

6.2.4 Task-dependent Effects. We now turn to the third section of Table 4, which shows interactions involving experimental condition. Taken together, the interactions indicate that the preview and no preview conditions differ substantially in reading behavior, which is the key prediction we derived from the tradeoff hypothesis. We visualize the significant interactions in Figures 4–7.

The results show a significant negative interaction between condition and word frequency in first pass, total time, and fixation rate (see Figure 4). This means that the word frequency effect is less pronounced in the Preview condition. We observe a similar effect for word length (see Figure 5): the positive interaction of condition and word length in first pass and total time indicates that word length has a weaker effect on reading time in the Preview condition; though there is a negative interaction in first fixation. We hypothesize that when readers have preview of the question, they adopt a strategy in which the allocation of attention (i.e., the reading time) depends more heavily on information extracted from the question, and is less reliant on low-level factors such as word frequency and word length.

We also find a positive interaction of condition and named entity status in fixations (see Figure 6). Generally, readers spend more time on named entities, as they are potential answers (as evidenced by the main effect of `IsNamedEntity`). However, this effect is slightly reduced in the Preview condition – readers know what the answer should look like, and do not need to pay attention to all named entities, only to the ones that are potential answers. In the No Preview condition, a safer strategy is to spend extra time on all named entities.

Finally, we observe an interaction between condition and `IsCorrectAnswer` in first fixation, total time, and fixation rate (see Figure 7). This is a large effect: words occurring in the correct answer are read for an extra 96 ms in the Preview condition. Again, this provides clear evidence of a task effect. Readers modify their reading strategy when they have access to information about the question: their main goal is to find the answer in the text, and if they have found words that could belong to the answer, they want to make sure of this, and spend an extra time reading these words.

6.3 Discussion

We found clear differences in reading times, fixation rate, and accuracy between the two experimental conditions. In the Preview condition, participants read faster and skipped more, but achieved a higher accuracy, compared to the No Preview condition. This is consistent with our hypothesis that task has an effect on reading behavior: the presence of the question at the start of

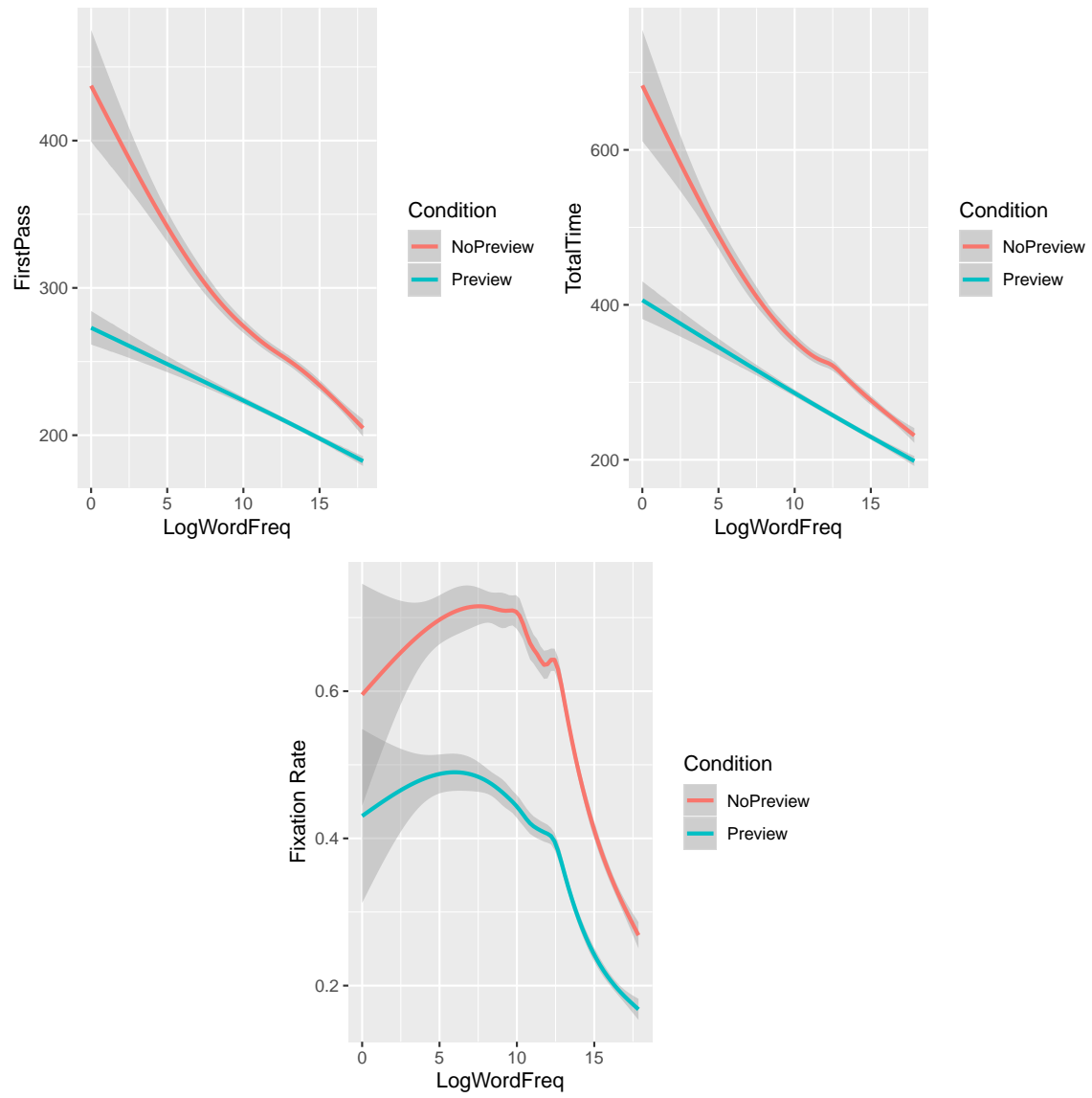


Figure 4. Interaction between condition and log word frequency in first pass duration, total time and fixations. We show GAM-smoothed means with 95% confidence intervals.

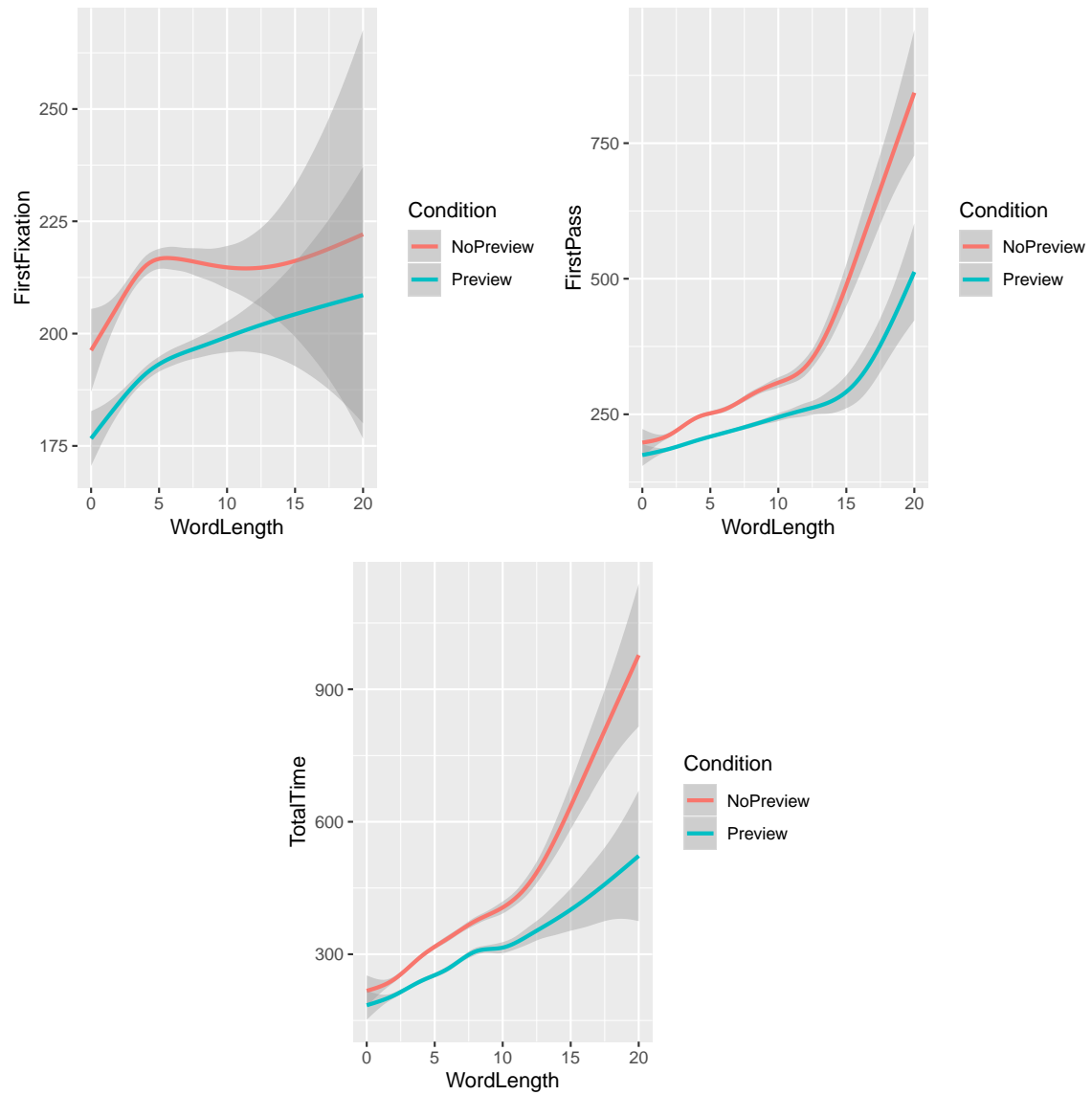


Figure 5. Interaction between condition and word length in first fixation duration, first pass duration and total time. We show GAM-smoothed means with 95% confidence intervals.

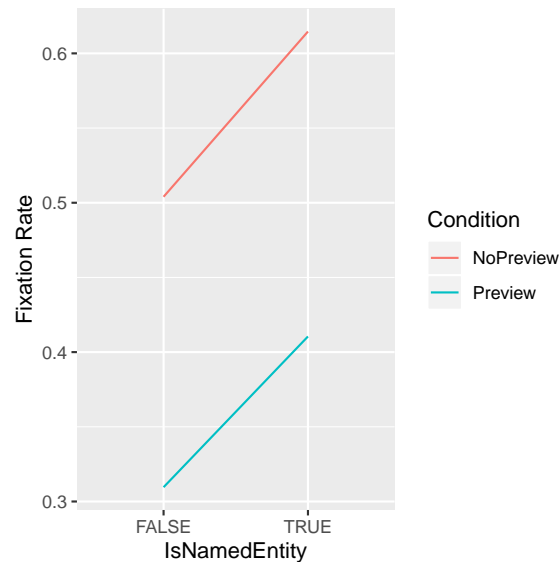


Figure 6. Interaction between condition and named entity status in fixations.

a trial changes the task from a normal reading task to an information-seeking task. This in turn changes the economy–accuracy tradeoff (as predicted by NEAT): even with reduced reading times and increased skipping rates (more economical reading), readers achieve increased accuracy.

In addition to the main effect of condition, we also found main effects of word frequency, word length, text position, and surprisal, which are well known from the reading time literature (e.g., [Demberg & Keller, 2008](#)). Furthermore, we found that words that are part of a named entity are read more slowly and are more likely to be fixated, an effect that is probably due to the fact that named entities are task-relevant, as they are potential answers. In addition to that, words that occur in the correct answer are read faster.

Finally, we uncovered a set of interactions between experimental condition (Preview or No Preview) and word frequency, word length, named entity status, and correct answer status. Perhaps the most interesting of these are the interactions Condition:IsCorrectAnswer and Condition:LogWordFreq: In the preview condition, participants’ reading is impacted less by word frequency (and word length), while they spend more time reading words that occur in the answer, as they may be able to identify the correct answer already during reading. Again, this provides evidence for task effects, i.e., a change in reading strategy depending on whether participants perform a task that is similar to standard reading (No Preview), or an information seeking task (Preview).

Overall, this experiment demonstrated that reading behavior is finely attuned to the reading task at hand. For instance, in the particular task we evaluated, named entities play a crucial role, and we found reading behavior that is adapted to this fact. We now turn to constructing a version of NEAT appropriate to the question answering tasks, in order to determine what predictions it makes for reading behavior in the two tasks, and test them against the eye-tracking data from the experiment.

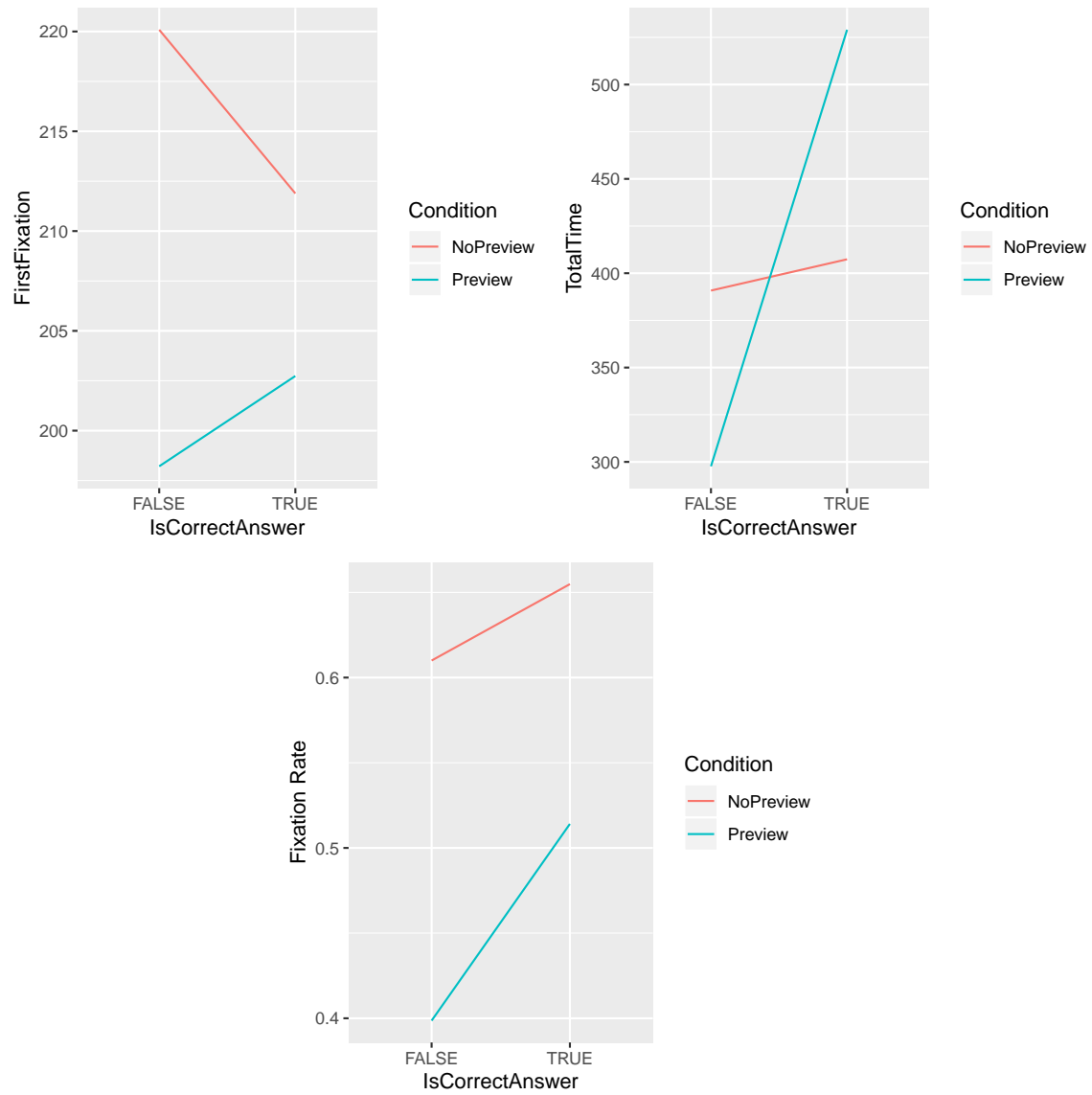


Figure 7. Interaction between condition and answer status in first fixation duration, total time and fixations. We only show datapoints belonging to named entities, as answer status is only relevant for those.

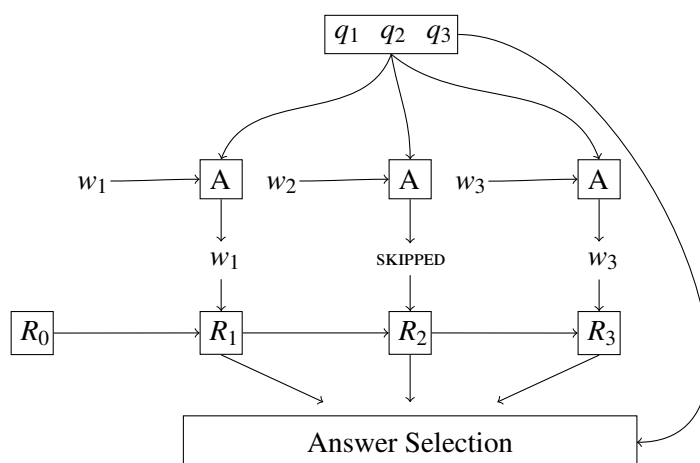


Figure 8. Architecture of the NEAT question answering model.

7 Modeling Task Effects in NEAT

In the version introduced in Section 4, the NEAT model assumes memorization as the default task: during normal reading, readers simply try to remember the text they have read, in order to be able to recall facts later on if necessary. The cognitive tradeoff that readers face is therefore one between skipping as many words as possible (economy) and reconstructing the input as well as possible (accuracy). In NEAT, this is implemented by combining a reader module (which predicts the next word) with an attention module (which decides whether to fixate the next word or not), and a task module (which tries to reconstruct the input based on the text representation computed by the reader).

The Tradeoff Hypothesis predicts that the model’s behavior should change if the reading task changes and necessitates a different tradeoff between task accuracy and reading economy. The results from the eye-tracking experiment reported in Section 6 confirm this prediction. We gave readers a question answering task and manipulated whether they had access to the question before they read the text or not (Preview or No Preview). The results clearly show that preview has an effect on reading strategy, affecting both reading times and skipping behavior. The NEAT model should be able to capture this finding if we assume a different task module, viz., one that performs question answering rather than input reconstruction. In this section, we introduce a modified version of NEAT that has this property and evaluate it against the eye-tracking data from Experiment 1.

7.1 Architecture

The architecture of our revised version of NEAT is diagrammed in Figure 8. For illustrative purposes, we assume the input text consists only of the words w_1 , w_2 , w_3 . As further input, the model now receives a question, consisting of the words q_1 , q_2 , q_3 in our example. Like in the previous version of NEAT, the reader module is a recurrent neural network which reads the text in linear order and creates a memory representation, recording a vector of neural activations at each word. These vectors are denoted as R_0 , R_1 , R_2 , R_3 in Figure 8.

As before, the attention module A decides for each input word w_i whether to read or skip that word. If w_i it is read, then it is shown to the reader and incorporated into its memory representation.

If it is skipped, then the reader is only shown a placeholder symbol indicating that a word was skipped.

In the Preview condition, the attention module A has access to the question q_1, q_2, q_3 when making decisions about fixations and skips. In Figure 8, this is marked by connections going from the question to the attention module. In the No Preview condition, these connections are absent, and the attention module A has no access to the question while it is reading the input text.

After the text has been read, the memory representation created by the reader is passed to the task module, which is a neural network which matches the memory representation with the question and attempts to select the correct answer. At this point, the question is available to the model, independently of whether it is in the Preview or No Preview condition.

The reader module and the task module can be trained using supervised learning on the basis of a corpus of texts with questions and answers, with the objective of maximizing question answering accuracy. As before, the attention module is trained using reinforcement learning, but now a question answering task rather than a reconstruction task provides the reinforcement signal: during training, the module generates fixation sequences, and passes the fixated words on to the reader and the task module. The parameters of the attention module are then updated to upweight decisions that led to correct answers, and downweight decisions that did not.

The reader module remains unchanged from our original version of NEAT as introduced in Section 4 (but the hidden layer is smaller, containing 128 memory cells only). However, changes are necessary to the attention and task modules, which we will describe in the following sections.

7.1.1 Attention Module. Our new version of NEAT is based on the *NoContext* version of the original NEAT model. As in Modeling Study 1, we compute fixation probabilities a_i of a word w_i by applying a linear transformation followed by the logistic function, but unlike before, attention decisions are now conditioned on task-specific features. We use the following model (compare to Equation 6 from Modeling Study 1):

$$a_i := \sigma(u + v^T \hat{w}_i + X_i^T A \hat{w}_i) \quad (8)$$

As in Equation 6, $\hat{w}_i \in \mathbb{R}^{100}$ is a word embedding representing w_i , and $u \in \mathbb{R}$, $v \in \mathbb{R}^{100}$ are weight vectors.

The innovation compared to Equation 6 is the addition of the third term $X_i^T A \hat{w}_i$, which encodes task-specific information. $X_i \in \mathbb{R}^3$ is a feature vector encoding the condition and, in the Preview condition, also whether the token occurs in the question, detailed below. The weight $A \in \mathbb{R}^{3 \times 100}$ is a parameter of the model.

We build a single model that can simulate both experimental conditions. This way, the model can share parameters across conditions, but we have to add some additional parameters indicating differences between the conditions. Building separate versions of the model for the two experimental condition would double the number of parameters, making the model less parsimonious. It would also generate two sets of results that are not directly comparable, making it hard to evaluate whether the model shows the interactions we observed experimentally in the eye-tracking data reported in Section 6 (especially the interactions with condition, which theoretically the most relevant).

The key to using a single model for both conditions is the feature vector X_i , which encodes the following: (a) the experimental condition (-0.5 for Preview, $+0.5$ for No Preview), (b) whether the word occurs in the question, and (c) an exponentially decaying running average of (b) over all fixated preceding tokens.

Crucially, the question feature (b) (as well as feature (c) derived from it) is only available in the Preview condition, and zeroed out in the No Preview condition. This means that the attention module only has information about the question in the Preview condition. In the No Preview condition, the attention score a_i has to be calculated without taking the question into account.

Feature (c) encodes the relevance of prior context to the question, and represents a simple form of recurrence. The decay factor for feature (c) is a parameter of the model, learned together with u, v, A . All features are centered and scaled to $[-0.5, +0.5]$ using the mean and range of the feature values estimated from the training corpus.

7.1.2 Task Module. Compared to Modeling Study 1, the most extensive changes are necessary in the task module. The task module of this version of NEAT performs answer selection (recall that participants perform a multiple-choice task in which they need to identify the correct answer among a set of three distractors).

On a high level, similar to Modeling Study 1, the task module collects the information gathered from the fixated words into a vector representation, from which it then computes an answer. For the precise technical implementation of the module, we build on methods from the recent natural language processing literature. Specifically, we build on the Attentive Reader model for textual question answering described by [Hermann et al. \(2015\)](#), with some simplifications suggested by [Chen, Bolton, and Manning \(2016\)](#). The input to the answer selection module consists of the fixated words, and the neural activations R_i computed by the reader module for each word w_i . Crucially, skipped words are not provided to the task module, and cannot be taken into account when answering the question.

As a first step towards selecting an answer, the fixated words are read again, but in reverse order, by a second LSTM, which like the reader module also consists of 128 memory cells. This is a simple way of simulating human memory recall and creates a vector $q_i \in \mathbb{R}^{128}$ of neural activations for each token w_i . While the activations R_i of the reader module encode the *prior context* of each token w_i , the activations of q_i of this backward network encode the *following context* of w_i .

Similarly, the question is read by a pair of forward and backward LSTM networks, again with 128 memory cells each. Their final states are concatenated to obtain a vector representation $r \in \mathbb{R}^{256}$ for the question. After that, for each token w_i in the text, a number b_i is computed as:

$$b_i = \exp\left(r^T B[R_i, q_i]\right) \quad (9)$$

where $B \in \mathbb{R}^{256 \times 256}$ is a weight matrix and $[R_i, q_i] \in \mathbb{R}^{256}$ is the concatenation of the vectors R_i and q_i . The value of b_i can be interpreted as encoding the relevance of token w_i to answering the question.

After that, the hidden states are averaged weighted with b_i to create a final vector representation as:

$$s := \frac{\sum_{i=1}^N b_i [R_i, q_i]}{\sum_{j=1}^N b_j} \quad (10)$$

This representation, computed based both on the text and on the question, is then used to choose the answer. For this, a probability distribution over the set of named entities is computed according to:

$$t := \text{softmax}(C \cdot s) \quad (11)$$

where C is a matrix, and $\text{softmax}(x)_i := \frac{\exp(x_i)}{\sum_j \exp(x_j)}$ is an operation turning arbitrary vectors into probability vectors. The resulting t is a vector of probabilities, indexed by a vocabulary of named

entities. It indicates how likely a given named entity is to be the correct answer to the question, given the text.

A question is counted as answered correctly if the named entity corresponding to the correct answer is assigned a higher probability than any other named entity in the probability vector t . As in [Hermann et al. \(2015\)](#), our model has to choose among all named entities occurring in the dataset, not just among the answer and the three distractors. This means the task is considerably harder for our model than for the participants in our eye-tracking study (a random baseline would perform at < 1% accuracy when choosing among all named entities).

7.2 Objective Function

As in Modeling Study 1, we formalize the Tradeoff Hypothesis in terms of an objective function weighting task success and the fraction of fixated words. However, task success is now defined not in terms of reconstructing the input, but in terms of correctly answering questions.

For a text t and a question q with correct answer a , drawn from the corpus, NEAT stochastically chooses a fixation sequence $\omega \sim P_A(\omega|T, t, q; \theta)$, where $T \in \{\text{Preview}, \text{NoPreview}\}$ is the experimental condition. Here, θ denotes a setting for the parameters of the attention module. The fixated words in the text, together with the question, are passed to the answer selection module. Success on question answering is formalized as the surprisal of the correct answer a :

$$L(a|\omega, t, q, T, \theta) := -\log P(a|\omega, t, q, T, \theta) \quad (12)$$

This term quantifies the loss on the question answering task and should be *minimized*.

As in the original NEAT model, we trade off task success and the fraction of fixated words with a factor $\alpha > 0$. We average over (a) the two conditions, (b) the texts and questions from the training corpus, (c) the fixation sequences ω generated by NEAT, to obtain the following loss function:

$$Q(\theta) := \frac{1}{2} \sum_{T \in \{\text{Preview}, \text{NoPreview}\}} \mathbb{E}_{(t, q, a)} \mathbb{E}_{\omega} \left[L(a|\omega, t, q, T, \theta) + \alpha \cdot \frac{\|\omega\|_{\ell_1}}{N} \right] \quad (13)$$

Compared to Equation 3 in Modeling Study 1, the differences are that (1) loss is averaged across both conditions, and (2) task success is defined in terms of the probability assigned to the correct answer, not reconstruction of the input.

We apply the same parameter estimation techniques as in Modeling Study 1 (see Section 4.3), jointly training the reader module, task module, and attention module with a combination of gradient descent and reinforcement learning, to minimize the loss function (13).

8 Modeling Study 2

The aim of this modeling study is to test if the revised version of NEAT that we developed in the previous section is able to correctly account for the eye-tracking data of the task-based reading experiment that we presented in Section 6. If NEAT is able to capture the experimental data both qualitatively and quantitatively, then this will provide evidence for the Tradeoff Hypothesis that NEAT is based on, and for our prediction that reading strategy is crucially influenced by the task readers have to perform.

8.1 Methods

8.1.1 Model Implementation. The reader module is implemented as an LSTM, in the same way as in the original version of NEAT (see Section 5.1), except that we now use a smaller hidden layer with only 128 memory cells. [Hermann et al. \(2015\)](#) and [Chen et al. \(2016\)](#) showed that this lower dimensionality is sufficient for the question answering task. Furthermore, the length of the texts prohibits the use of larger layers due to memory limitations.

Following [Chen et al. \(2016\)](#), the reader module uses pre-trained word embeddings. As in Modeling Study 1, these are shared with the attention module. As in [Chen et al. \(2016\)](#), we use GloVe embeddings ([Pennington, Socher, & Manning, 2014](#)) which remain fixed during training. The parameters in θ are initialized randomly using the method described by [Glorot and Bengio \(2010\)](#).

To choose α in (13), we ran the following procedure. We first estimated parameters for each α from 0 to 4 in steps of size 0.25. We then selected the α that resulted in an overall fixation rate closest to the human fixation rate. This way we arrived at $\alpha = 1.0$. The reinforcement learning algorithm stochastically explores the action space and running it multiple times may result in different strategies ([Islam, Henderson, Gomrokchi, & Precup, 2017](#)); this challenge is more pronounced in this second version of NEAT since behavior depends on the task. In order to estimate the variance introduced by this, we ran the optimization algorithm 24 times to create 24 parameter settings for α for $\alpha = 1.0$.

The only ingredients of our model are a corpus of texts with questions and answers, the neural architecture, and the objective function in (13), combined with standard optimization techniques for neural networks. The reading strategies are optimized on the basis of success in answering question. As in Modeling Study 1, no grammar, lexicon, eye-tracking corpus, or other labeled data are required to train our model.

8.1.2 Dataset. We trained our model on the CNN training section of the DeepMind question answering corpus ([Hermann et al., 2015](#)), using the same corpus pre-processing as the original authors. This results in 380,298 text-question-answer triples. We clipped long texts after 500 tokens due to memory constraints.

We evaluated all model runs on the CNN validation partition of the DeepMind corpus (3,924 text-question pairs). For comparison, we also ran the task module with all words fixated, which corresponds to the original question-answering setup of [Hermann et al. \(2015\)](#).

8.2 Results

8.2.1 Tradeoff between Accuracy and Economy. When all words are fixated, the task module of NEAT achieves a question answering accuracy of 66.5% – similar to the accuracy of 61.6% reported for the original model by [Hermann et al. \(2015\)](#) on the same dataset.

When we consider NEAT as a whole, i.e., including the reading module and the attention module that skips words, we observe average fixation rates of 0.41 (SD 0.014) in the No Preview condition, and 0.35 (SD 0.015) in the Preview condition. NEAT therefore captures the characteristics of the human data (see Table 3): the human fixation rate is 0.50 in the No Preview condition (slightly higher than predicted by the model), and 0.34 in the Preview condition, close to what the model predicts.

Turning to question accuracy, we find that NEAT’s accuracy is 64% (SD 0.5) in the No Preview condition, and 61% (SD 0.6) in the Preview condition. The model therefore shows the

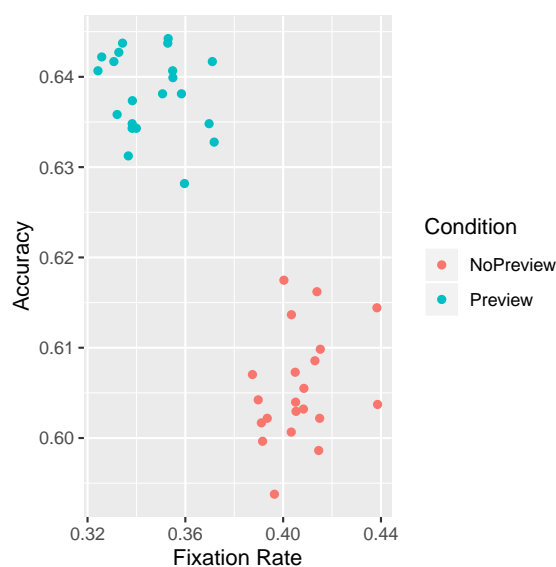


Figure 9. Tradeoff between accuracy and economy, in the two conditions. Each point represents one run in one condition. In the Preview condition, higher accuracy is achieved with lower fixation rates. Numbers were computed on the validation partition of the DeepMind corpus (3,924 text–question pairs).

same qualitative effect as in the human data: accuracy increases in the Preview condition, even though fixation rate goes down. Nevertheless, the model falls short of human accuracy (which was 70% in the Preview condition and 89% in the No Preview condition). However, the model has to choose between all named entities in the dataset, rather than just selecting one out of four. That means the random baseline for human participants is 25%, and for the model it is < 1%, i.e., the absolute accuracies are not directly comparable (see Section 7.1.2).

In Figure 9, we plot accuracy as a function of fixation rate. All models achieve higher accuracies with lower fixation rates in the Preview condition.

For comparison, we also ran the question answering model with random skipping at the same rate of 0.41 as in the No Preview condition. In this setting, accuracy on question answering drops to 23%, which indicates that NEAT learns a skipping strategy which is clearly much better than random even in the No Preview condition.

Figure 10 shows heatmaps visualizing NEAT fixation probabilities for the same text as in Figure 3 (which displays human fixation probabilities). This plot confirms that the overall fixation rate is higher in the No Preview condition. In both conditions, long words and content words are more likely to be fixated. In the Preview condition, reading appears to be more targeted: Fixations are concentrated on the sentence containing the answer *Michigan* in the fourth line. The phrase *tested positive for Listeria monocytogenes*, which appears in the question, shows higher fixation rates in the Preview condition than in the No Preview condition. In other areas of the text, content words have decreased fixation probabilities relative to the No Preview condition.

8.2.2 Mixed Effects Analyses. We ran each of the model parameterizations generated by the 24 training runs at $\alpha = 1.0$ on the same texts as used in Experiment 1.

Then we built a logistic mixed effects model with random effects for item and model run,




Figure 10. Heatmap visualizing NEAT fixation probabilities in Modeling Study 2, averaged over 24 model runs. Top: No Preview, bottom: Preview. The color gradient denotes the fixation probability predicted by NEAT for the word in a given condition, ranging from blue (< 0.3) to red (1.0). The question and answer for this text are the same as in Figure 3.

with NEAT fixations as the dependent variable.

Note that our mixed effects model includes model runs as a random effect; it plays a role similar to the random effect of participants in a mixed effects model of experimental data. Due to the size of the dataset, we only use random intercepts, not random slopes. The model was again built with the R package lme4.

As fixed factors, our mixed effects model included those that were also used to analyze the eye-tracking data from Experiment 1 (see Section 6.1), with the exception of word length, surprisal, and text position. NEAT has no notion of word length, as it receives word embeddings (fixed length vectors) as input, not actual words. Similarly, NEAT also has no notion of text position; it has no way of distinguishing words that occur at the beginning and at the end of the text.

It is also not appropriate to include surprisal, both because the model is supposed to compute a surprisal-type quantity of its own (see Modeling Study 1, Section 5), and because surprisal is itself dependent on the fixation rate, meaning that surprisal estimates of the two conditions are not comparable.

We built the final mixed model using forward selection to include significant binary interactions into the model, in the same way as for the eye-tracking data.

8.2.3 Task-independent Effects. The result of the mixed effects analysis for NEAT fixations is given in Table 5. We will compare the significance and the sign of the coefficients with the human experimental data, which is given in Table 4.

We observe a significant, negative main effect of log word frequency on NEAT fixations,

	β	SD
(Intercept)	-0.24	(0.03) ***
LogWordFreq	-0.06	(0.02) ***
IsNamedEntity	7.86	(0.18) ***
IsCorrectAnswer	-0.31	(0.47)
Condition	0.28	(0.02) ***
Condition:LogWordFreq	-0.12	(0.02) ***

*** $p < 0.001$, ** $p < 0.01$, * $p < 0.05$

Table 5

Logistic mixed effects model for NEAT fixation probabilities, with item and model run ($N = 24$) as random effects. Condition was coded as -0.5 (Preview) vs. $+0.5$ (No Preview). For each predictor, we give the coefficient and the standard deviation.

which corresponds to the effects found in the human data in all reading measures (first fixation, first pass, total time, and fixation rate). Furthermore, we observe a positive main effect of named entity status: NEAT is more likely to fixate words that are part of named entities; this mirrors the human data in three reading measures (first fixation, first pass, and total time). NEAT shows no significant main effect of correct answer status; this effect is present in the human data in total time and fixation rate.

8.2.4 Task-dependent Effects. As we saw when discussing the descriptive statistics, NEAT fixation rates in the No Preview condition are higher than in the Preview condition. This is confirmed by a significant positive main effect of condition in Table 5. The human data shows the same effect in all four reading measures (first fixation, first pass, total time, and fixation rate).

We also observe a significant negative interaction between condition and log word frequency. This effect is illustrated in Figure 11. The human data shows the same significant negative interaction in first pass, total time, and fixation rate. The explanation for this interaction is that NEAT is less guided by word frequency in its fixation decision when it knows which words to fixate, viz., in the Preview condition, where it has read the question and knows what the answer should look like.

The human data also shows an interaction with answer status, and with named entity status (only in fixations); these are not present in the model behavior. Indeed, the model has learnt to essentially always fixate named entities ($\beta = 7.86$ for IsNamedEntity, see Table 5) due to their importance in the task, so that any condition-specific modulation would not be measurable in the model behavior.

The human data also shows interactions with word length and position; these quantities are not available to the NEAT model and thus not relevant for comparison between model and eye-tracking data.

8.2.5 Reading Measures. So far, we have evaluated whether the fixation probabilities predicted by NEAT qualitatively match human reading behavior. The main effect of condition and the interaction between condition and word frequency were found in both NEAT and the human eye-tracking data. NEAT therefore is able to capture important aspects of how human reading behavior is affected by the reading task. As a next step, we will evaluate the predictions of NEAT quantitatively. As in Modeling Study 1 (see Section 5.2), we start by building a task-independent mixed effects model of the eye-tracking data which includes standard predictors, viz., log word frequency, word length, text position, named entity status, and surprisal. Then we add the NEAT predictions

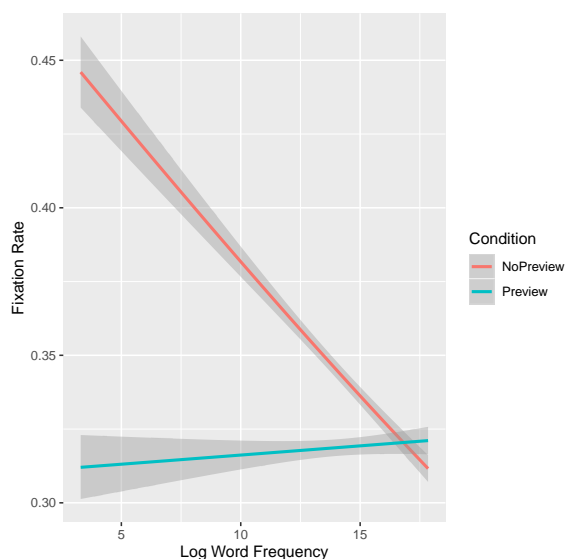


Figure 11. Model fixation rates by log word frequency by condition. We show means computed by logistic regression with 95% confidence intervals.

to this model and test if model fit improves, following the same model construction method as in Section 5.2.2.

In Modeling Study 1, we showed how NEAT is able to compute restricted surprisal, a form of surprisal that assumes that only a fraction of the inputs words are read by the model (viz., those words that NEAT predicts to be fixated). We evaluated restricted surprisal against the Dundee corpus, and found that it correlates with human reading times in a way comparable with full surprisal, the measure which is normally used in the literature, and that assumes perfect reading (i.e., all input words are fixated). Furthermore, we found in our eye-tracking data in Experiment 1 that surprisal did not interact with experimental condition. In other words, our task manipulation (whether participants preview the question or not) affected high and low surprisal words equally. It therefore does not make sense to evaluate NEAT surprisal against the eye-tracking data from Experiment 1. Instead, we will base our evaluation on NEAT fixation probabilities, which showed a clear effect of condition in the qualitative analyses described in the previous two sections.

We computed NEAT predictions by averaging fixation probabilities over the 24 model runs. We then constructed mixed effect models with items and participants as random effects, and the reading time measures from Experiment 1 as dependent variables. These NEAT attention values were residualized against the other predictors. As before, we fitted frequentist models for reading times and Bayesian logistic models for fixations. The resulting models are shown in Table 6, together with the results of model comparisons between models with only task-independent predictors, and the same models with NEAT attention added. We selected interactions between task-independent predictors using the same model selection procedure as before. We find that including NEAT attention significantly improves fit for total time, based on a χ^2 test. Furthermore, NEAT attention has a significant effect on human fixation rate, beyond the task-independent predictors. This provides evidence that NEAT mimics human reading behavior not only qualitatively, but also quantitatively.

When adding condition as a predictor, NEAT fixation probabilities remained a significant pre-

	First Fixation	First Pass	Total Time	Fixation Rate
(Intercept)	200.47 (4.96)	225.68 (8.31)	278.84 (10.26)	-0.54 (0.18)
LogWordFreq	-6.11 (0.49)	-23.63 (0.77)	-43.68 (1.27)	-0.66 (0.04)
PositionText	0.76 (0.46)	-0.31(0.77)	-9.00 (1.18)	-0.02 (0.05)
Surprisal	1.27 (0.19)	1.27 (0.29)	3.35 (0.45)	0.01 (0.01)
WordLength	0.41 (0.25)	7.64 (0.38)	13.24 (0.64)	0.28 (0.02)
LogWordFreq:PositionText		1.92 (0.76)	7.51 (1.16)	
LogWordFreq:Surprisal	0.55 (0.21)			
LogWordFreq:WordLength	1.02 (0.23)		2.19 (0.60)	0.06 (0.01)
Surprisal:WordLength	0.18 (0.08)	0.39 (0.13)	0.49 (0.20)	
NEAT Attention	-0.04 (1.73)	3.63(2.87)	22.91 (4.26)	0.03 (0.01)
AIC Difference	-2	0	27	
BIC Difference	-11	-9	18	
Deviance	0	2	29	
χ^2	0.0	1.601	28.835	
$P(> \chi^2)$	0.9822	0.2058	$8 \cdot 10^{-8}$	

Table 6

Top: Model predicting reading time measures from NEAT and task-independent predictors. Word length was residualized with respect to word frequency. Surprisal was residualized with respect to word frequency and word length. Model attention (fixation probabilities predicted by NEAT) was residualized with respect to all other predictors. Bottom: Result for model comparisons between the model and a baseline model with only the task-independent predictors. NEAT fixation probabilities significantly improve fit for total time and fixation rate.

dictor of fixations ($\beta = 0.13$, $SE = 0.06$, 95% CrI [0.06, 0.25]) and total time ($\beta = 23.04$, $SE = 4.28$). There was no interaction between condition and NEAT fixations ($\beta = -0.05$, $SE = 0.095$, 95% CrI [0.10, 0.13]) for fixations, $\beta = 2.75$, $SE = 6.04$ for total time). This shows that the predictive effect of NEAT fixation rates on reading measures is not simply accounted for by the overall difference in fixation rates between the conditions.

8.3 Discussion

In this modeling study, we presented two main results. First, we qualitatively evaluated the fixation probabilities predicted by a new version of the NEAT reading model which performs question answering. We conducted a mixed model analysis on NEAT predicted fixation probabilities that mirrored the analysis that we conducted on the human eye-tracking data in Section 6. The results show that NEAT reading behavior and human reading behavior are qualitatively similar: Crucially, we found the same main effect of condition, i.e., preview affects reading behavior in the same way in the model and in the human data. And we found that the experimental interaction between word frequency and preview condition was replicated in the model.

There are straightforward explanations for the effects we observed in NEAT's reading behavior. We found that in the No Preview condition, NEAT fixations are impacted more strongly by word frequency. This behavior is expected when the question is not available to the model before it reads the text: in general, less common words are likely to be more informative for answering

questions about the text, so they receive more attention. In contrast, in the Preview condition, when the question is available, fixations are more concentrated around information relevant for answering the question, and on the correct answer itself, leading to a reduced frequency effect.

In a second analysis, we evaluated NEAT fixation probabilities by including them as a predictor in a mixed model of human reading times (again taken from our eye-tracking study in Experiment 1). We found that NEAT fixation probabilities significantly improve model fit compared to a baseline model that includes a set of standard predictors of eye-movement behavior (such as word frequency, word length, surprisal). This demonstrates that NEAT's predictions also quantitatively match the human data, lending additional credence to our claim that NEAT is a plausible model of human eye-movement behavior in task-based reading.

9 General Discussion

In this paper, we proposed NEAT, a neural network model of the allocation of attention during human reading. NEAT is designed to capture skipping, i.e., the process that decides which words in a text should be fixated, and which ones should be skipped during reading. NEAT is able to learn skipping strategies from large amounts of text when given an explicit reading task, such as memorizing the input or answering questions about the text. The model is guided by the Tradeoff Hypothesis: a successful reader trades off economy of attention (skipping as many words as possible, i.e., reading as fast as possible) and accuracy (making as few errors as possible in the task the reader is trying to accomplish). The Tradeoff Hypothesis predicts that task-specific reading strategies emerge when the economy–accuracy tradeoff is optimized for a given task.

In Modeling Study 1, we implemented NEAT as a neural encoder-decoder architecture with a hard attention mechanism and showed how the model can be trained using reinforcement learning to optimize an objective function that directly implements the Tradeoff Hypothesis. An evaluation on the Dundee eye-tracking corpus showed that NEAT predicts human fixation patterns through its measure of fixation probability, and human reading times through its measure of restricted surprisal.

A key prediction follows from the Tradeoff Hypothesis: reading behavior is task-specific, as the tradeoff between economy and accuracy can differ from task to task. Experiment 1 tested this prediction in an eye-tracking experiment on newspaper text: In the No Preview condition, participants read the text and then answered a question about it. In the Preview condition, they first saw the question, then read the text, and then answered the question. In the Preview condition, participants read faster and skipped more, but achieved higher answer accuracy compared to the No Preview condition. Participants were also sensitive to the task relevance of words: In the No Preview condition, they spent more time reading words that were part of named entities (which are potential answers); in the Preview condition, they instead spent more time on words that were part of the answer (checking that they have found the answer). This provides evidence that reading strategy depends on whether participants perform a task that is similar to standard reading (No Preview), or an information seeking task (Preview).

The aim of Modeling Study 2 was to design and evaluate a computational model that captures the reading behavior observed in Experiment 1. We achieved this by developing a new version of NEAT which incorporated a task module that performs question answering. We analyzed the skipping behavior of the revised model and found that it predicted both the main effect of condition and the interaction of condition and word frequency observed in Experiment 1. This indicates that NEAT is able to develop task-based reading strategies that mimic those found in human readers. In further

analysis, we evaluated NEAT fixation probabilities against the reading times from Experiment 1 and found that they significantly improve model fit for total time and fixation rate.

Taken together, our modeling studies showed that NEAT successfully captures human skipping behavior during the reading of text. In particular, the model is able to change its reading strategy to accomplish a particular task, in line with what humans do in task-based reading. Crucially, the behavior of our model emerged when we combined a neural network architecture that is designed to accomplish a key aspect of reading behavior, viz., deciding whether a word should be fixated or not, with a task-based objective, such as memorizing the content of a text, or answering a question about the text. There was no need to explicitly include task-relevant features (such as word frequency or named entity status) into the model. Our model learns to pay attention to such features when trained on a large collection of texts (and question-answer pairs in Modeling Study 2), using only general optimization strategies such as reinforcement learning and backpropagation of errors.

9.1 Limitations

In future work, we aim to address some key limitations of our model. One limitation is that our model assumes complete preview of the next word, whereas parafoveal preview is in reality far from perfect. This could be addressed through various extensions of our model, for instance using character-based preview, or by integrating a noise model that blurs the identity of the word provided to the NEAT's attention component *A*.

Another important aspect of reading is that it in fact operates not on the word level, but on the character level. Human readers target their fixations at a specific character within the word, and then process information within a 7–9 character window. Depending on where they land on a word, a human reader may gain only a partial view of the word they are fixating, or they may be able to view some characters of an upcoming word. NEAT, which treats words as fixed-length word embeddings, is not able to capture landing position or preview effects. This is something that could be remedied by switching from word embeddings to character embeddings, an approach that has been very successful in the natural language processing literature (e.g., [Kim, Jernite, Sontag, & Rush, 2016](#)), and by modeling surprisal on the level of character input ([Hahn et al., 2019](#)).

More generally, our model only describes skipping of words (and computes skipping-based surprisal). Real eye-movements during reading are substantially more complex: a word can be fixated more than once in first-pass reading, or the word can be refixated once it has been left, either in a forward saccade or in a regression. Punctuation marks, phrase and sentence boundaries influence eye-movements, and so do end of lines, which necessitate specific return sweeps. Sometimes reading difficulty spills over to the next word, and causes increased reading time there. All of these phenomena should be captured by a comprehensive model of human reading. The coverage of our model could be extended by incorporating features of models that provide accounts at the level of saccade programming, such as E-Z-Reader ([Reichle et al., 1998, 2003, 2009](#)) and SWIFT ([Engbert et al., 2002, 2005](#)).

9.2 Relation to other Models of Reading

Our model focuses on the allocation of attention and how it is influenced by the task, whereas models such as E-Z-Reader ([Reichle et al., 1998, 2003, 2009](#)), SWIFT ([Engbert et al., 2002, 2005](#)), and OB1 Reader ([Snell, van Leipsig, Grainger, & Meeter, 2018](#)) provide an account of the programming and execution of saccades at the character level. Our model does not aim to capture reading at

the same level of detail as those models. It does not explicitly model saccades at the character level, nor provide a detailed account of word length and word frequency effects. Nonetheless, NEAT could be extended to model reading also at those levels. For instance, instead of modeling binary skipping decisions (fixate the next word nor not), we could model the decision of where to jump (how many characters to skip). Besides modeling input at the level of characters, [Bicknell and Levy \(2010\)](#) also suggest a way of capturing realistic visual input including uncertainty. This could be integrated into our model by conditioning the attention module A on noisy visual input.

A further difference between our model and E-Z-Reader and SWIFT is that NEAT comes with an unsupervised learning method. We only have to specify how the reader trades off economy and accuracy, represented by the factor α in equation (3). We do not need to fit any model parameters directly on eye-tracking data. Through the use of reinforcement learning, NEAT relies on a cognitively plausible learning method that can discover efficient reading strategies based on how successful they are for a given task.

Our proposed Tradeoff Hypothesis follows a tradition of modeling reading as rational behavior. Prior rational models have focused on word identification, finding optimal solutions to identifying the words in a sentence in the minimum number of saccades and/or the minimum amount of time ([Bicknell & Levy, 2010](#); [Legge, Hooven, Klitz, Mansfield, & Tjan, 2002](#); [Legge, Klitz, & Tjan, 1997](#); [Lewis, Shvartsman, & Singh, 2013](#); [Norris, 2006](#); [Reichle & Laurent, 2006](#)). Several models ([Bicknell & Levy, 2010](#); [Legge et al., 2002](#); [Norris, 2006](#)) define policies that aim to minimize uncertainty about the current word before moving to the next word (or make a regression). The models of [Reichle and Laurent \(2006\)](#) and [Lewis et al. \(2013\)](#) are particularly related to ours in that they optimize policies for rewards that explicitly trade off economy with accuracy (on word identification, [Reichle & Laurent, 2006](#), or lexical decision, [Lewis et al., 2013](#)). Beyond language, models of visual behavior based on reinforcement learning have been proposed in other domains (e.g., [Acharya, Chen, Myers, Lewis, & Howes, 2017](#); [Butko & Movellan, 2008](#); [Hayhoe & Ballard, 2014](#); [Nuñez-Varela & Wyatt, 2013](#); [Sprague, Ballard, & Robinson, 2007](#)), using both policy-gradient methods like our model ([Butko & Movellan, 2008](#)) and Q-Learning algorithms ([Acharya et al., 2017](#); [Nuñez-Varela & Wyatt, 2013](#); [Sprague et al., 2007](#)).

Compared to earlier rational models of reading, NEAT innovates in two main respects: On a technical level, while these earlier models assumed restricted state spaces with manually constructed features, and a closely delimited input domain of word lists, the combination of reinforcement learning with neural network modeling enables NEAT to be applied to real-world text data, without providing the model with information about what features (e.g., word frequency) to pay attention to. On a theoretical level, NEAT expands the domain of rational modeling of reading to language understanding tasks beyond word identification, providing a theoretically motivated account of task effects in high-level tasks such as question answering.

As described in Section 2.1, there is also a line of work treating the prediction of eye-tracking measures as a supervised learning problem. One aim of this literature is to improve natural language processing systems by making their attention patterns similar to human attention patterns using supervised learning ([Barrett, Bingel, Hollenstein, Rei, & Sjøgaard, 2018](#); [Barrett & Hollenstein, 2020](#)). Most closely related to our work, [Malmaud, Levy, and Berzak \(2020\)](#) and [Sood, Tannert, Frassinelli, Bulling, and Vu \(2020\)](#) collected eye-tracking data in reading comprehension, and showed improvements in the accuracy of automated question answering by training models to predict human reading measures ([Malmaud et al., 2020](#); [Sood, Tannert, Mueller, & Bulling, 2020](#)).

9.3 Relation to Task Effects in the Literature

Our results in Experiment 1 add to the literature on task effects in human reading behavior (see Section 3 for a review). We found strong main effects of the task manipulation in both reading times and fixation rates, with faster reading when a question preview was available. Main effects of task manipulations have been observed in many of the prior studies on task effects. Most closely related to our results, it has been found that manipulating the type or difficulty of questions changes reading measures, such that harder questions lead to higher reading times and more fixations (Radach et al., 2008; Weiss, Kretzschmar, Schlesewsky, Bornkessel-Schlesewsky, & Staub, 2018; Wotschack & Kliegl, 2013).

We also found interactions of the task manipulations and other predictors. Effects of word frequency and word length were reduced in the NoPreview condition. Task-dependent modulation of frequency effects has also been reported in previous studies (Kaakinen & Hyönä, 2010; Radach et al., 2008; Schotter et al., 2014; Wotschack & Kliegl, 2013). While some task manipulations have been shown to also interact with predictability (Schotter et al., 2014; Wotschack & Kliegl, 2013), surprisal and condition did not interact in our Experiment 1.

We further found interactions with predictors specific to the task, namely IsCorrectAnswer and IsNamedEntity. In agreement with this finding, Malmaud et al. (2020) showed – in an experiment building on our Experiment 1 – increased reading times in regions critical for answering a question when a preview of the question was available, analogous to the interaction between condition and IsCorrectAnswer we found in Experiment 1.

10 Conclusions

We introduced NEAT, a model of the allocation of attention in human reading. NEAT is implemented using neural attention, and is trained using reinforcement learning to trade off economy of attention with task accuracy. We showed that NEAT predicts human fixation patterns and reading times on the Dundee Corpus. A key prediction of NEAT is that the allocation of attention should adapt to the task. We tested this in an eye-tracking experiment, finding that reading behavior in a reading comprehension task differed depending on the availability of a preview of the questions that readers had to answer. We showed that the experimentally attested task differences were predicted qualitatively and quantitatively by a version of NEAT trained for question answering, lending support to the Tradeoff Hypothesis. Taken together, our results support NEAT as a model of attention in human reading, and suggest more generally that task effects in human reading reflect efficient adaptations to the properties of tasks.

Acknowledgments

We gratefully acknowledge the support of the Leverhulme Trust (award IAF-2017-019 to FK). We are also grateful to Chris Manning, Dan Lassiter, members of the Stanford NLP Group, and the CUNY 2017 audience for helpful discussion.

References

- Acharya, A., Chen, X., Myers, C., Lewis, R. L., & Howes, A. (2017). Human visual search as a deep reinforcement learning solution to a POMDP. In *Proceedings of CogSci*.

- Angele, B., Laishley, A. E., Rayner, K., & Liversedge, S. P. (2014). The effect of high- and low-frequency previews and sentential fit on word skipping during reading. *Journal of Experimental Psychology: Learning, Memory and Cognition*, *40*(4), 1181–1203.
- Angele, B., & Rayner, K. (2013). Processing the in the parafovea: Are articles skipped automatically?. *Journal of Experimental Psychology: Learning, Memory and Cognition*, *39*(2), 649–662.
- Ba, J., Salakhutdinov, R. R., Grosse, R. B., & Frey, B. J. (2015). Learning wake-sleep recurrent attention models. In *Advances in neural information processing systems* (pp. 2575–2583). Retrieved 2016-06-02, from <http://papers.nips.cc/paper/5861-learning-wake-sleep-recurrent-attention-models>
- Bahdanau, D., Cho, K., & Bengio, Y. (2015). Neural machine translation by jointly learning to align and translate. In *Proceedings of the international conference on learning representations*. Retrieved from <http://arxiv.org/abs/1409.0473>
- Balota, D. A., Pollatsek, A., & Rayner, K. (1985). The interaction of contextual constraints and parafoveal visual information in reading. *Cognitive Psychology*, *17*(3), 364–390.
- Barrett, M., Bingel, J., Hollenstein, N., Rei, M., & Sjøgaard, A. (2018). Sequence classification with human attention. In A. Korhonen & I. Titov (Eds.), *Proceedings of the 22nd conference on computational natural language learning, conll 2018, brussels, belgium, october 31 - november 1, 2018* (pp. 302–312). Association for Computational Linguistics. Retrieved from <https://doi.org/10.18653/v1/k18-1030> doi: 10.18653/v1/k18-1030
- Barrett, M., & Hollenstein, N. (2020). Sequence labelling and sequence classification with gaze: Novel uses of eye-tracking data for natural language processing. *Lang. Linguistics Compass*, *14*, 1-16.
- Bates, D., Mächler, M., Bolker, B., & Walker, S. (2015). Fitting Linear Mixed-Effects Models Using **lme4**. *Journal of Statistical Software*, *67*(1).
- Bestgen, Y. (2021). Last at cmcl 2021 shared task: Predicting gaze data during reading with a gradient boosting decision tree approach. *ArXiv, abs/2104.13043*.
- Bicknell, K., & Levy, R. (2010). A rational model of eye movement control in reading. In *Proceedings of the 48th annual meeting of the association for computational linguistics* (pp. 1168–1178). Retrieved from <http://dl.acm.org/citation.cfm?id=1858800>
- Bürkner, P.-C. (2017). brms: An r package for bayesian multilevel models using stan. *Journal of Statistical Software, Articles*, *80*(1), 1–28.
- Butko, N., & Movellan, J. (2008). I-pomdp: An infomax model of eye movement. *2008 7th IEEE International Conference on Development and Learning*, 139-144.
- Chen, D., Bolton, J., & Manning, C. D. (2016). A thorough examination of the cnn/daily mail reading comprehension task. *arXiv preprint arXiv:1606.02858*. Retrieved 2017-07-31, from <https://arxiv.org/abs/1606.02858>
- Cho, K., van Merriënboer, B., Gulcehre, C., Bahdanau, D., Bougares, F., Schwenk, H., & Bengio, Y. (2014). Learning phrase representations using rnn encoder–decoder for statistical machine translation. In *Proceedings of the 2014 conference on empirical methods in natural language processing (emnlp)* (pp. 1724–1734).
- Collobert, R., Weston, J., Bottou, L., Karlen, M., Kavukcuoglu, K., & Kuksa, P. (2011). Natural language processing (almost) from scratch. *Journal of machine learning research*, *12*(ARTICLE), 2493–2537.
- Demberg, V., & Keller, F. (2008). Data from eye-tracking corpora as evidence for theories of syntactic processing complexity. *Cognition*, *109*(2), 193–210. Retrieved from <http://www.sciencedirect.com/science/article/pii/S0010027708001741>
- Duan, Y., & Bicknell, K. (2020). A rational model of word skipping in reading: Ideal integration of visual and linguistic information. *Topics in Cognitive Science*, *12*(1), 387–401.
- Engbert, R., Longtin, A., & Kliegl, R. (2002). A dynamical model of saccade generation in reading based on spatially distributed lexical processing. *Vision Research*, *42*(5), 621–636. Retrieved from <http://www.sciencedirect.com/science/article/pii/S0042698901003017>
- Engbert, R., Nuthmann, A., Richter, E. M., & Kliegl, R. (2005). SWIFT: A dynamical model of saccade generation during reading. *Psychological Review*, *112*(4), 777–813. Retrieved from <http://doi.apa>

- [.org/getdoi.cfm?doi=10.1037/0033-295X.112.4.777](https://doi.org/10.1037/0033-295X.112.4.777)
- Frank, S., & Bod, R. (2011). Insensitivity of the human sentence-processing system to hierarchical structure. *Psychological Science*, 22, 829–834.
- Glorot, X., & Bengio, Y. (2010, March). Understanding the difficulty of training deep feedforward neural networks. In *PMLR* (pp. 249–256).
- Gordon, P. C., Plummer, P., & Choi, W. (2013). See before you jump: Full recognition of parafoveal words precedes skips during reading. *Journal of Experimental Psychology: Learning, Memory, and Cognition*, 39(2), 633.
- Graves, A., Mohamed, A.-r., & Hinton, G. (2013). Speech recognition with deep recurrent neural networks. In *2013 IEEE International Conference on Acoustics, Speech and Signal Processing* (pp. 6645–6649).
- Greenberg, S. N., Inhoff, A. W., & Wege, U. W. (2006). The impact of letter detection on eye movement patterns during reading: Reconsidering lexical analysis in connected text as a function of task. *Quarterly Journal of Experimental Psychology*, 59(6), 987–995.
- Hahn, M., & Keller, F. (2016). Modeling human reading with neural attention. In *Proceedings of the conference on empirical methods in natural language processing* (pp. 85–95). Austin, TX. Retrieved from <http://homepages.inf.ed.ac.uk/keller/publications/emnlp16.pdf>
- Hahn, M., Keller, F., Bisk, Y., & Belinkov, Y. (2019). Character-based surprisal as a model of reading difficulty in the presence of error. In A. Goel, C. Seifert, & C. Freksa (Eds.), *Proceedings of the 41st annual conference of the cognitive science society* (pp. 401–407). Montreal.
- Hale, J. (2001). A probabilistic Earley parser as a psycholinguistic model. In *Proceedings of conference of the north american chapter of the association for computational linguistics* (Vol. 2, pp. 159–166).
- Hara, T., Kano, D. M. Y., & Aizawa, A. (2012). Predicting word fixations in text with a CRF model for capturing general reading strategies among readers. In *Proceedings of the 1st workshop on eye-tracking and natural language processing* (pp. 55–70). Retrieved 2016-04-05, from <http://anthology.aclweb.org/W/W12/W12-49.pdf#page=65>
- Hayhoe, M., & Ballard, D. (2014). Modeling task control of eye movements. *Current Biology*, 24, R622–R628.
- Henderson, J. (2003). Human gaze control in real-world scene perception. *Trends in Cognitive Sciences*, 7, 498–504.
- Hermann, K. M., Kočiský, T., Grefenstette, E., Espeholt, L., Kay, W., Suleyman, M., & Blunsom, P. (2015). Teaching machines to read and comprehend. In *Nips*.
- Hochreiter, S., & Schmidhuber, J. (1997). Long short-term memory. *Neural Computation*, 9(8), 1735–1780.
- Hollenstein, N., Chersoni, E., Jacobs, C. L., Oseki, Y., Prévot, L., & Santus, E. (2021). Cmcl 2021 shared task on eye-tracking prediction. In *Cmcl*.
- Islam, R., Henderson, P., Gomrokchi, M., & Precup, D. (2017). Reproducibility of benchmarked deep reinforcement learning tasks for continuous control. *ICML 2017 Reproducibility in Machine Learning Workshop*.
- Kaakinen, J. K., & Hyönä, J. (2010). Task effects on eye movements during reading. *Journal of Experimental Psychology: Learning, Memory, and Cognition*, 36(6), 1561–1566.
- Kaakinen, J. K., Lehtola, A., & Paattilammi, S. (2015). The influence of a reading task on children's eye movements during reading. *Journal of Cognitive Psychology*, 27(5), 640–656.
- Kalchbrenner, N., & Blunsom, P. (2013). Recurrent continuous translation models. In *Proceedings of the 2013 conference on empirical methods in natural language processing* (pp. 1700–1709).
- Kennedy, A., & Pynte, J. (2005). Parafoveal-on-foveal effects in normal reading. *Vision Res.*, 45(2), 153–168. Retrieved from <http://linkinghub.elsevier.com/retrieve/pii/S0042698904003979>
- Kim, Y., Jernite, Y., Sontag, D., & Rush, A. M. (2016). Character-aware neural language models. In *Proceedings of the thirtieth aai conference on artificial intelligence* (pp. 2741–2747).
- Kliegl, R., Grabner, E., Rolfs, M., & Engbert, R. (2004). Length, frequency, and predictability effects of words on eye movements in reading. *European Journal of Cognitive Psychology*, 16, 262–284.
- Krizhevsky, A., Sutskever, I., & Hinton, G. E. (2012). Imagenet classification with deep convolutional neural networks. In *Advances in neural information processing systems* (pp. 1097–1105).

- Legge, G. E., Hooven, T. A., Klitz, T. S., Mansfield, J. S. S., & Tjan, B. S. (2002). Mr. chips 2002: new insights from an ideal-observer model of reading. *Vision Research*, 42(18), 2219–2234.
- Legge, G. E., Klitz, T. S., & Tjan, B. S. (1997). Mr. chips: An ideal-observer model of reading. *Psychological Review*, 104(3), 524–553.
- Levy, R. (2008, March). Expectation-based syntactic comprehension. *Cognition*, 106(3), 1126–1177. Retrieved from <http://linkinghub.elsevier.com/retrieve/pii/S0010027707001436>
- Lewis, R. L., Shvartsman, M., & Singh, S. P. (2013). The adaptive nature of eye movements in linguistic tasks: how payoff and architecture shape speed-accuracy trade-offs. *Topics in Cognitive Science*, 5(3), 581–610.
- Luke, S. G., & Christianson, K. (2016). Limits on lexical prediction during reading. *Cognitive Psychology*, 88, 22–60.
- Malmaud, J., Levy, R., & Berzak, Y. (2020). Bridging information-seeking human gaze and machine reading comprehension. In *Proceedings of the 24th conference on computational natural language learning* (pp. 142–152).
- Matthies, F., & Sjøgaard, A. (2013). With blinkers on: Robust prediction of eye movements across readers. In *Proceedings of the conference on empirical methods in natural language processing* (pp. 803–807). Retrieved from http://www.aclweb.org/website/old_anthology/D/D13/D13-1075.pdf
- McDonald, S. A., & Shillcock, R. C. (2003a, November). Eye movements reveal the on-line computation of lexical probabilities during reading. *Psychological Science*, 14(6), 648–652.
- McDonald, S. A., & Shillcock, R. C. (2003b, July). Low-level predictive inference in reading: the influence of transitional probabilities on eye movements. *Vision Research*, 43(16), 1735–1751. Retrieved from <http://www.sciencedirect.com/science/article/pii/S0042698903002372>
- Mikolov, T., Karafiát, M., Burget, L., Černocký, J., & Khudanpur, S. (2010). Recurrent neural network based language model. In *Proceedings of interspeech* (pp. 1045–1048).
- Mnih, V., Heess, N., Graves, A., & others. (2014). Recurrent models of visual attention. In *Advances in neural information processing systems* (pp. 2204–2212). Retrieved from <http://papers.nips.cc/paper/5542-recurrent-models-of-visual-attention>
- Nilsson, M., & Nivre, J. (2009). Learning where to look: Modeling eye movements in reading. In *Proceedings of the 13th conference on computational natural language learning* (pp. 93–101). Retrieved from <http://dl.acm.org/citation.cfm?id=1596392>
- Nilsson, M., & Nivre, J. (2010). Towards a data-driven model of eye movement control in reading. In *Proceedings of the workshop on cognitive modeling and computational linguistics* (pp. 63–71). Retrieved from <http://dl.acm.org/citation.cfm?id=1870073>
- Norris, D. (2006). The Bayesian reader: Explaining word recognition as an optimal Bayesian decision process. *Psychological Review*, 113(2), 327–357.
- Núñez-Varela, J. I., & Wyatt, J. (2013). Models of gaze control for manipulation tasks. *ACM Transactions on Applied Perception (TAP)*, 10, 1 - 22.
- Pennington, J., Socher, R., & Manning, C. D. (2014). Glove: Global vectors for word representation. In *Emnlp* (pp. 1532–1543).
- Pinheiro, J. C., & Bates, D. M. (2000). *Mixed-effects models in S and S-PLUS*. New York: Springer.
- Radach, R., Huestegge, L., & Reilly, R. (2008). The role of global top-down factors in local eye-movement control in reading. *Psychological Research*, 72, 675–688.
- Rayner, K. (1998, November). Eye movements in reading and information processing: 20 years of research. *Psychological Bulletin*, 124(3), 372–422.
- Rayner, K., & Fischer, M. H. (1996). Mindless reading revisited: Eye movements during reading and scanning are different. *Perception & Psychophysics*, 58(5), 734–747.
- Rayner, K., & Pollatsek, A. (1989). *The psychology of reading*. Englewood Cliffs, NJ: Prentice Hall.
- Rayner, K., & Reichle, E. D. (2010). Models of the reading process. *Wiley Interdisciplinary Reviews: Cognitive Science*, 1(6), 787–799. Retrieved from <http://www.ncbi.nlm.nih.gov/pmc/articles/PMC3001687/>
- Rayner, K., Schotter, E. R., Masson, M. E. J., Potter, M. C., & Treiman, R. (2016). So much to read, so

- little time: How do we read, and can speed reading help? *Psychological Science in the Public Interest*, 17(1), 4–34.
- Rayner, K., Slattery, T. J., Drieghe, D., & Liversedge, S. P. (2011). Eye movements and word skipping during reading: effects of word length and predictability. *Journal of Experimental Psychology: Human Perception and Performance*, 37(2), 514–528.
- Reichle, E. D., & Laurent, P. A. (2006). Using reinforcement learning to understand the emergence of "intelligent" eye-movement behavior during reading. *Psychological Review*, 113(2), 390–408.
- Reichle, E. D., Pollatsek, A., Fisher, D. L., & Rayner, K. (1998). Toward a model of eye movement control in reading. *Psychological Review*, 105(1), 125–157.
- Reichle, E. D., Rayner, K., & Pollatsek, A. (2003). The EZ Reader model of eye-movement control in reading: Comparisons to other models. *Behavioral and Brain Sciences*, 26(04), 445–476. Retrieved from http://journals.cambridge.org/abstract_S0140525X03000104
- Reichle, E. D., Warren, T., & McConnell, K. (2009, February). Using EZ Reader to model the effects of higher level language processing on eye movements during reading. *Psychonomic Bulletin & Review*, 16(1), 1–21. Retrieved from <http://www.springerlink.com/index/10.3758/PBR.16.1.1>
- Rumelhart, D. E., & McClelland, J. L. (1986). *Parallel distributed processing: Explorations in the microstructure of cognition*. Cambridge, MA: MIT Press.
- Scarpina, F., & Tagini, S. (2017). The stroop color and word test. *Frontiers in Psychology*, 8, 557.
- Schotter, E. R., Bicknell, K., Howard, I., Levy, R., & Rayner, K. (2014). Task effects reveal cognitive flexibility responding to frequency and predictability: Evidence from eye movements in reading and proofreading. *Cognition*, 131(1), 1–27.
- Smith, N. J., & Levy, R. (2013, September). The effect of word predictability on reading time is logarithmic. *Cognition*, 128(3), 302–319. Retrieved from <http://linkinghub.elsevier.com/retrieve/pii/S0010027713000413>
- Snell, J., van Leipsig, S., Grainger, J., & Meeter, M. (2018). Ob1-reader: A model of word recognition and eye movements in text reading. *Psychological Review*, 125(6), 969–984.
- Sood, E., Tannert, S., Frassinelli, D., Bulling, A., & Vu, N. T. (2020). Interpreting attention models with human visual attention in machine reading comprehension. In R. Fernández & T. Linzen (Eds.), *Proceedings of the 24th conference on computational natural language learning, conll 2020, online, november 19-20, 2020* (pp. 12–25). Association for Computational Linguistics. Retrieved from <https://doi.org/10.18653/v1/2020.conll-1.2> doi: 10.18653/v1/2020.conll-1.2
- Sood, E., Tannert, S., Mueller, P., & Bulling, A. (2020). Improving natural language processing tasks with human gaze-guided neural attention. In H. Larochelle, M. Ranzato, R. Hadsell, M. Balcan, & H. Lin (Eds.), *Advances in neural information processing systems 33: Annual conference on neural information processing systems 2020, neurips 2020, december 6-12, 2020, virtual*. Retrieved from <https://proceedings.neurips.cc/paper/2020/hash/460191c72f67e90150a093b4585e7eb4-Abstract.html>
- Sprague, N., Ballard, D., & Robinson, A. (2007). Modeling embodied visual behaviors. *ACM Trans. Appl. Percept.*, 4, 11.
- Sutskever, I., Vinyals, O., & Le, Q. V. (2014). Sequence to sequence learning with neural networks. In *Advances in neural information processing systems* (pp. 3104–3112). Retrieved from <http://papers.nips.cc/paper/5346-information-based-learning-by-agents-in-unbounded-state-spaces>
- Weiss, A. F., Kretzschmar, F., Schlesewsky, M., Bornkessel-Schlesewsky, I., & Staub, A. (2018). Comprehension demands modulate re-reading, but not first-pass reading behavior. *Quarterly Journal of Experimental Psychology*, 71(1), 1–37.
- White, S. J., Warrington, K. L., McGowan, V. A., & Paterson, K. B. (2015). Eye movements during reading and topic scanning: Effects of word frequency. *Journal of Experimental Psychology: Human Perception and Performance*, 41(1), 233–248.
- Williams, R. J. (1992). Simple statistical gradient-following algorithms for connectionist reinforcement learning. *Machine Learning*, 8(3-4), 229–256. Retrieved from <http://link.springer.com/article/>

[10.1007/BF00992696](https://doi.org/10.1007/BF00992696)

Wotschack, C., & Kliegl, R. (2013). Reading strategy modulates parafoveal-on-foveal effects in sentence reading. *Quarterly Journal of Experimental Psychology*, 66(3), 548–562.

Xu, K., Ba, J., Kiros, R., Courville, A., Salakhutdinov, R., Zemel, R., & Bengio, Y. (2015). *Show, attend and tell: Neural image caption generation with visual attention*. (arXiv:1502.03044)

Appendix
Bayesian Mixed-Effects Models

See Figures A1–A2.

	First Fixation			First Pass			Total Time		
(Intercept)	198.45	(4.67)	***	223.04	(6.38)	***	274.3	(7.3)	***
Condition	14.35	(9.1)		35.17	(11.74)	***	51.78	(13.72)	***
IsCorrectAnswer	-3.27	(3.49)		-13.78	(7.9)	*	36.0	(14.76)	**
IsNamedEntity	-3.22	(1.36)	*	-6.12	(2.56)	*	8.43	(5.83)	
LogWordFreq	-5.6	(0.77)	***	-16.66	(1.83)	***	-33.69	(2.45)	***
PositionText	0.71	(0.57)		-0.24	(0.81)		-8.12	(2.44)	***
Surprisal	1.13	(0.17)	***	1.61	(0.32)	***	3.23	(0.48)	***
WordLength	0.4	(0.27)		6.11	(0.75)	***	12.11	(0.95)	***
IsNamedEntity:Surprisal				-0.92	(0.6)				
LogWordFreq:IsCorrectAnswer				-12.89	(6.91)	*			
LogWordFreq:IsNamedEntity				-9.02	(2.68)	***	-17.04	(5.86)	***
LogWordFreq:WordLength	0.57	(0.22)	**				0.74	(0.53)	
PositionText:IsCorrectAnswer							-61.1	(12.41)	***
PositionText:IsNamedEntity							-10.41	(3.56)	***
PositionText:LogWordFreq							4.56	(1.22)	***
PositionText:Surprisal				-0.4	(0.23)	*			
Surprisal:WordLength	0.16	(0.07)	*	0.3	(0.15)	*	0.55	(0.21)	***
Condition:IsCorrectAnswer	-13.84	(5.73)	**				-81.1	(24.83)	***
Condition:IsNamedEntity									
Condition:LogWordFreq				-9.62	(3.51)	**	-16.38	(4.5)	***
Condition:Surprisal									
Condition:WordLength	-0.75	(0.48)		2.72	(1.37)	*	4.39	(1.61)	**
PositionText:Condition									

*** $P(\beta < 0) < 0.001$, ** $P(\beta < 0) < 0.01$, * $P(\beta < 0) < 0.05$

Figure A1. Models for reading times with maximal random-effects structure. Each cell gives the coefficient, its standard deviation and the estimated posterior probability that the coefficient has the opposite sign.

	First Fixation			First Pass			Total Time		
(Intercept)	5.23	(0.02)	***	5.32	(0.03)	***	5.46	(0.03)	***
Condition	0.07	(0.05)		0.15	(0.05)	***	0.17	(0.06)	***
IsCorrectAnswer	-0.01	(0.02)		-0.05	(0.03)		0.07	(0.04)	*
IsNamedEntity	-0.02	(0.01)	**	-0.03	(0.01)	**	0.02	(0.02)	
LogWordFreq	-0.03	(0.0)	***	-0.07	(0.01)	***	-0.1	(0.01)	***
PositionText	0.0	(0.0)		0.0	(0.0)		-0.02	(0.01)	***
Surprisal	0.01	(0.0)	***	0.01	(0.0)	***	0.01	(0.0)	***
WordLength	0.0	(0.0)		0.02	(0.0)	***	0.04	(0.0)	***
IsNamedEntity:Surprisal				-0.0	(0.0)				
LogWordFreq:IsCorrectAnswer				-0.04	(0.03)	*			
LogWordFreq:IsNamedEntity				-0.03	(0.01)	***	-0.03	(0.01)	**
LogWordFreq:WordLength	0.0	(0.0)	**				0.0	(0.0)	**
PositionText:IsCorrectAnswer							-0.16	(0.04)	***
PositionText:IsNamedEntity							-0.03	(0.01)	***
PositionText:LogWordFreq							0.01	(0.0)	***
PositionText:Surprisal				-0.0	(0.0)	*			
Surprisal:WordLength	0.0	(0.0)	**	0.0	(0.0)	*	0.0	(0.0)	***
Condition:IsCorrectAnswer	-0.06	(0.03)	*				-0.21	(0.06)	***
Condition:IsNamedEntity									
Condition:LogWordFreq				-0.03	(0.01)	*	-0.04	(0.01)	***
Condition:Surprisal									
Condition:WordLength	-0.0	(0.0)		0.01	(0.0)	*	0.01	(0.0)	*
PositionText:Condition									

*** $P(\beta < 0) < 0.001$, ** $P(\beta < 0) < 0.01$, * $P(\beta < 0) < 0.05$

Figure A2. Models for log-transformed reading times with maximal random-effects structure. Each cell gives the coefficient, its standard deviation and the estimated posterior probability that the coefficient has the opposite sign.