

How to analyze ambivalence when studying technology acceptance:

The case of VJ software automation

Spagnolli A, Mora D, Fanchin M, Orso V, Gamberini L

HIT Research Centre, University of Padova, Italy

Abstract

Ambivalence, frequently encountered when collecting users' spontaneous opinions about new software or devices, is rarely addressed as an object of investigation in itself. We suggest that adopting a qualitative approach based on discursive psychology would allow researchers to deal comfortably and usefully with ambivalence, turning it into a precious source of information when trying to fathom technology acceptance. This claim is illustrated through the case of VisualMusic, a program that automatically synchronizes 3D visuals with music for live performance. In a preliminary phase of the study seven stakeholders (VJs, DJs, promoters and venue owners) were interviewed face-to-face, and 102 more via an online survey, about their view of the live music performance sector and of the software they use. The ambivalent points surfaced during this phase were further unpacked in a subsequent, more focused set of interviews with 25 DJs and VJs. Four core controversies were identified and the related arguments described, to account for the ambivalent view that interviewees had on the software assisting their performance, especially if including some degree of automation. The concluding section summarizes the results of the case study in the light of the methodological points made in the paper.

Keywords: ambivalence, acceptance, qualitative method, automation, live music performance.

1. Introduction

The success of a technology in the market and its adoption by users do not depend on its technical properties alone [12]. Users' agenda, habits, and relations re-shape the profile of a given technology, while infrastructural and political factors contribute to define its fate [23]. The possibility that some technology is resisted against and eventually dismissed regardless of its technical merits is a well-known phenomenon that investors hope to prevent and human-computer interaction scholars try to understand.

Among the various attempts to conceptualize the elements that facilitate a positive reception of a technology by its intended users, the notion of acceptance stands out for popularity and strength. Acceptance can be loosely defined as the user's decision to adopt a given technology [39] and is most often investigated with questionnaires as the chief data collection technique and with quantitative measures as the main type of data. Qualitative data in this domain is sometimes used, but it seems disengaged from any conceptualization that emphasizes its uniqueness and its specific advantages. In this paper we want to track back the theoretical bases of a qualitative approach to acceptance and see what unique information can be derived from it. In particular, we argue that qualitative data can help dealing with users' ambivalent, contradictory and variable positions that often emerge when trying to determine their view of a given technology.

The case study providing real data for this discussion is a software application in the area of creativity and art. The software, called VisualMusic (<http://www.visualmusicproject.com>) allows to synchronize 3D clip animations with several audio features in a music track and to modify such animations live during the performance. In the rest of the paper we will first describe the conceptual

basis of a qualitative analysis of acceptance. Then we will apply this approach in the case study. The concluding section summarizes the results of the case study in the light of the methodological points made in the paper and their implications for design.

2. Social psychology and technology acceptance

2.1 Classic models and TAM

Since its appearance, the Technology Acceptance Model [11] [42] has catalyzed and boosted most research on technology acceptance. Very popular in marketing research, the initial model has been gradually expanded with the addition of other psychological determinants, such as computer anxiety or perception of being in control, and moderators, such as experience and voluntariness [20], [22], [43], [44], [48].

The conceptual origins of TAM can be tracked back to social psychology and in particular to some classic models of attitudes elaborated by Ajzen and Fishbein [2]. Of this ancestor model TAM preserves several concepts such as perceived usefulness, willingness to comply with norms, or perceived ease of use. It also preserves its focus on behavioral intentions: attitudes were defined by Ajzen and Fishbein as behavioral intentions, and likewise TAM defines acceptance as a behavioral intention, namely the intention to use or buy a given device. The leverage of focusing on intention is temporal: since behavioral intentions precede the actual behavior, its assessment allows to undertake timely actions to either prevent some unwanted behaviors or to facilitate desired ones. This focus has been popular in marketing and politics, since market and political analysts need to plan their interventions and campaigns before the actual behavior is eventually - and, sometimes, irreversibly, performed (i.e., purchasing or voting) [5].

To stakeholders interested in measuring the likelihood of success of their technology, carrying out a study framed by TAM provides information about the determinants of the intention to use a device that are satisfactorily covered, and those that instead would require some extra effort to prevent adoption failure. To scholars interested in testing TAM, on their part, each study provides a measure of the robustness of the assumed relationships between determinants. This is possible because determinants are described in abstract terms and measured on numeric scales via questionnaires; the data treatment is statistic, commonly via structural equation models measuring with accuracy the strength of the correlation between a set of independent variables and their moderating factors.

2.2 Argumentative approaches and ambivalence

The emphasis on general, abstract concepts measured with questionnaires whose formulation remains fairly unaltered across devices and studies constitutes a strength but also a limit of TAM approach. While TAM represents an example of theoretically-driven research that is uncommon in human-computer interaction [18], at the same time "it leaves out too many of the issues practitioners must understand to design good systems, select among competing systems, or have systems adopted by their staff (p. 25)". As a solution, several authors have resorted to adding some qualitative data to their study, which can explain the specific reasons for which users think they would use or not use a device. Such data improves the value of a study in the eyes of stakeholders and designers, because it gives them some practical material to base their ameliorative intervention upon thanks to a more direct reference to the specific features of the technology and to a more spontaneous language in the participants' answers. Thus, participants are involved in face-to-face interviews [3], [7], [14], [16], [24], [26], [27], [28], [29], [30], [31], [35], [36], [38], [45], [47] to explain why they used a given technology on a daily basis or why they stopped doing so; they are asked to discuss a given technology in workshops and focus groups [10],[25],[29],[32] to define the functions that are mostly used; they are invited to write comments inside an additional space of the

questionnaire about the aspects that would make them more supportive of the technology at stake [3],[35]; and sometimes participants are also observed while using a given device [15], [37].

Qualitative studies of acceptance usually do not rely on specific theoretical frameworks clarifying the nature of the data they treat. Once qualitative data is collected, the analysis proceeds bottom-up to identify which elements facilitate the acceptance of a given technology and which decrease it. But is the resulting two-sidedness of the description (acceptance hindrances vs acceptance facilitators) merely a measurement artifact, depending on qualitative data being irreducible to a single, consolidated score, or does it instead betray some stronger, deeper characteristic of human attitudes? To answer this question we will rely on discursive psychology, which is the theoretical framework that underlies the qualitative study of attitudes in social psychology. According to discursive psychology, if participants articulate their opinions in complex and sometimes contradictory ways, whenever they are left free of using their own words for doing so, this is not because they fail to look clearly into themselves. Instead, it is because positions are quintessentially argumentative; they exist within a system of counter positions mutually defining each other [8].

Discursive social psychology then reveals what is the added value of qualitative data in the study of acceptance: not only is such data more specific and spontaneous compared with quantitative data; it also exposes the larger argumentative context from which users' views emerge. The position taken on a given issue is the more meaningful as it speaks not only of the side that is supported but also of the sides that are opposed or discarded [33],[46]; the arguments mobilized in favor of a position gain robustness not only because of their own value, but also because they refer to "locally coherent versions of the social and moral world" ([34] p. 244); the implications of embracing one position do not just relate to the issue referred to, but touches also the social identity of the speaker, and the social category to which s/he wants to be affiliated [4]. In short, this approach would open up the study of acceptance to the social and cultural environment in which the adoption of a technology occurs and the arena in which the acceptance game is actually played is figured out by mapping its argumentative context.

Procedurally, this means that vocal or written speech in which potential users take a position with respect to adopting a given device are collected; what is controversial in those positions is identified by looking at the reference to a possible counter position and at the arguments exploited in support. By interviewing types of participants who by their roles and activities cross their trajectories in real life, the argumentative environment is gradually depicted and their implications appreciated. In the rest of the paper we will apply this approach to the study of acceptance of VisualMusic software.

3. The case study

The VJ software considered here is destined to the sector of live music performance. Traditional live performance venues have undergone a large crisis throughout Europe; in ten years, more than one half of the existing clubs closed [40]; the resisting venues struggle to match with the expectations raised by large music festivals, which deploy majestic visual effects and multimedia installations to improve the live experience of their audience [41]. As a whole, however, the creative and cultural industry in the European economy (where the project was funded) is thriving, serving as the third largest employer, and continuing to increase in value even during the economic crisis [21]; in this industry, the offer of visual software is still underexploited, compared with music software. The VJ software developed in the project was then meant to fill this niche while at the same time allowing any small venue or performer to add advanced visuals to their live repertoire at a very low budget. VisualMusic advantages compared with other software depended on its use of 3D graphics, while most visuals are 2D, and on a fine synchronization of visuals and sound obtained by special algorithms [1]. This latter aspect in particular allowed some automation in the generation of the visuals, in a sort of autopilot mode, which revealed to be a source of much ambivalence in the users' positions.

The study starts with familiarizing with target users' view of the live music performance sector and of the software they use, and proceeds by delving into the main controversial points with a second set of interviews.

3.1 Method

3.1.1 Familiarization

We started collecting insiders' description of the sector of live music performance and of the software used by live DJs and VJs.

Interviews. A small number of face-to-face interviews with stakeholders (four VJs, one DJ, one venue owner and one laser show designer) were carried out. Stakeholders declared to have all been involved in live electronic music performance in clubs since an average of 14.4 year (DS = 7.1) but many (86%) had the experience of performing in music festivals as well. In terms of nationality, most were Italians (5 out of 7), one was German and one Portuguese. Their age was 38.2 on average (SD=5.9) and they were all men (reflecting a gender imbalance typical of this sector, [19]). Interviews were conducted either in Italian or in English and were videorecorded after receiving signed authorization. Interviewees were asked what made one a respectable professional in their sector, what were the main difficulties in doing a good job in their sector and what major changes they noticed in the last few years. Follow up questions were added if needed, in a semi-structured interview format.

On-line survey. The same questions were also included in an online survey administered via a commercial online survey platform (SurveyMonkey): What makes you a respectable professional in your sector? (Q1), What are the main difficulties in doing a good job in this sector today?(Q2), Which major changes have you noticed in your sector of activity over the last year? (Q3), When is a visual performance very high-level, in your opinion? (Q4). Other questions about software requirements followed, but they are not of interest here and can be found in the project technical report [13]. The survey ran online in June and July 2017. After cleansing the dataset from irreverent, inappropriate answers (N = 5) or from respondents who did not fulfill the inclusion criteria (i.e., they were not performers nor owners/promoters, N = 18), we obtained a sample of 102 respondents, aged 33.18 years on average (SD = 7.9), 79 of which were men. About one half of them were Italian, but the sample contains respondents from USA, Asia, South America, Australia and at least 10 different European countries. They declared to perform all over the globe, except for Africa, and to be involved in live performance in clubs (85.3%), in music halls (38.2%) and/or in festivals (55.9%).

Data analysis. Three members of the research team read the seven interviews together and extracted four recurring themes: growth of visuals demand, budget issues for VJs, ambivalence towards VJ software and live performance as art. The answers to the online survey, instead, were independently analyzed by two researchers according to a coding system (Table 1). The results of both analyses are presented together in section 4.

Table 1. Categories closing the open questions to the online survey section related to users' perception of their activity sector (N = 102).

Question	Categories	Intercoders' agreement
Q1, respectable professional	Quality, creativity, experience, passion, equipment	91.84
Q2, main difficulties in being one	Cost, speed, low cooperation, technical issues, rapid updates, big competitors, poor acknowledgment of their role, regulations, market	97.96

	saturation	
Q3, changes in the last years	Digitalization, social media, budget, visuals, music taste	92.86
Q4, high level visual performance	Perfect synchronization, originality, advanced technology	85.8

3.1.2 Ambivalence-focused interviews

After the analysis of the first set of interviews and of the online survey data, a second set of interviews was organized. The goal was to better comprehend those aspects of the software that seemed to generate most ambivalence in the users. We also tried to expose the conflicting interests of VJs and DJs, who are both involved in defining the artistic content of a live performance but might benefit differently from the availability of software such as VisualMusic.

25 artists were contacted, 12 VJs (2 women and 10 man) and 13 DJs (1 woman and 12 men), all Italian. The mean age of the VJ's sample was 35.25 (DS= 4.55) while the mean age of DJ's sample was 32.92 (SD= 6.96). In terms of expertise, and then familiarity with the priorities and values characterizing their sector, VJ's have been involved in this activity for 11,91 years on average (SD= 3.42) while DJ's have been involved in this activity for 13.23 years on average (SD= 5.29).

The interviews focused on three core questions, some of which varied slightly depending on the type of interviewee.

Question 1 (creativity): In your opinion, does software influence positively or negatively the creativity of an artist in your area?

Question 2 (market): Would you prefer to work with a VJ or to have quality visuals automatically synchronized with your music? (to DJs)/ In your opinion, would software that automatically produces quality visuals shrink or enlarge the VJ market? (to VJs)

Question 3 (automation): Some VJs do not appreciate automatic visual software, because they believe that it would lower the artistic level in their sector. Do you think they are right? (to DJs)/In your opinion, would easy-to-use VJ software allow high artistic results? (to VJs).

The interviews were conducted at a distance using a popular voice message application (WhatsApp). The interaction was synchronous: the interviewer asked a question by recording a vocal note and the interviewee immediately replied in the same way. Each message remained archived in the application for a later analysis. The informed consent was instead collected via email prior to the interview.

Data analysis. All 25 interviews were transcribed in a spreadsheet. Our interest was not in highlighting the position of a single interviewee but in identifying controversies recurring across various interviews. Two researchers analyzed together each passage of the interview to identify positions and counter-positions and the arguments mobilized to support them. Recurrent and similar ones were grouped together to avoid redundancy. The results are summarized in section 5.

3.2 Ethics

The research has been carried out in compliance with the Code of Ethics of the American Psychological Association and with the European data protection law (Directive 95 /46/EC, 2002 /58/EC and, since May 25, GDPR 2016/679). The goal of the data collection was disclosed in the informed consents ("understanding VJs and DJs preferences in terms of software to prepare and manage live music performance" or "the relation between software and creativity"), along with the

general purpose of the project, the sponsoring institution, the contact information of the research team and the type of data collected. No deceit was used. In the face-to-face interviews the consent form was printed on paper and signed before starting the interview; in the online survey, respondents who did not accept the terms described in the front page could not proceed with the rest of the survey; in the WhatsApp interviews the copyright form was sent via email and returned via the same channel. To the seven stakeholders met face-to-face, a Beta version of the software was promised when available as a compensation for their participation and time. No compensation was given to the other participants. All demographic data collected (age, gender, nationality, performance region, type of performance events, role in the event, years of experience) is justified by the research goals. Participation was voluntary and the possibility to withdraw at any time was given. Images and screenshots have been used in dissemination material with permission.

3.3 Open science

The study described here participates in the Open Research Data Pilot in Horizon 2020. Therefore, the original data have been made available in a public repository, Zenodo: all interview transcripts and the survey dataset are stored there in anonymous format, along with other data not of interest to this paper¹. Whenever quoting a verbatim excerpt from the participants' answers, in this paper, the English version is provided as well as the interviewee ID. A copy of this manuscript has been archived on ArXiv.org.

4. Results

4.1 The live performance sector in the users' view

The first phase of the study aimed to familiarize with the target users' perception of their sector of activity and of the software available for their work. It is based on the data collected during seven face-to-face interviews and on the online survey.

Our participants describe the demand for visuals during live music performance as growing. Interviewees declare that "[there is] a growing interest in lights and visuals" (F-VJ4, F-VJ5); "there are plenty of musicians who are interested" (F-VJ5); "I don't see there are really competitors. Not in a problematic way. So it's still a small field. There are only a few, I would say, which are well-known and so it's more about making the scene even bigger, being open". VJs peculiar disadvantage, compared with DJs, do not seem to depend on the lack of work but on equipment-related costs; whereas DJs only need to invest on music and eventually on props supporting their public appearance during the performance, VJs need to personally invest on visual editing software and to bring it along to the event venue: "for a young person starting this activity the main obstacle is surely the cost of the software" (F-VJ2); "I bring my laptop, I bring my adapter, and my controller." (F-VJ5, F-VJ6, F-VJ1). Therefore, when asked about their difficulties, VJs tends to mention less often market saturation than DJs do, but more often **budget** (Fig 1).

¹ The datasets relevant to this paper are 'Familiarization interviews', 'Online survey' and 'Software and creativity interviews' within the folder 10.5281/zenodo.1299085.

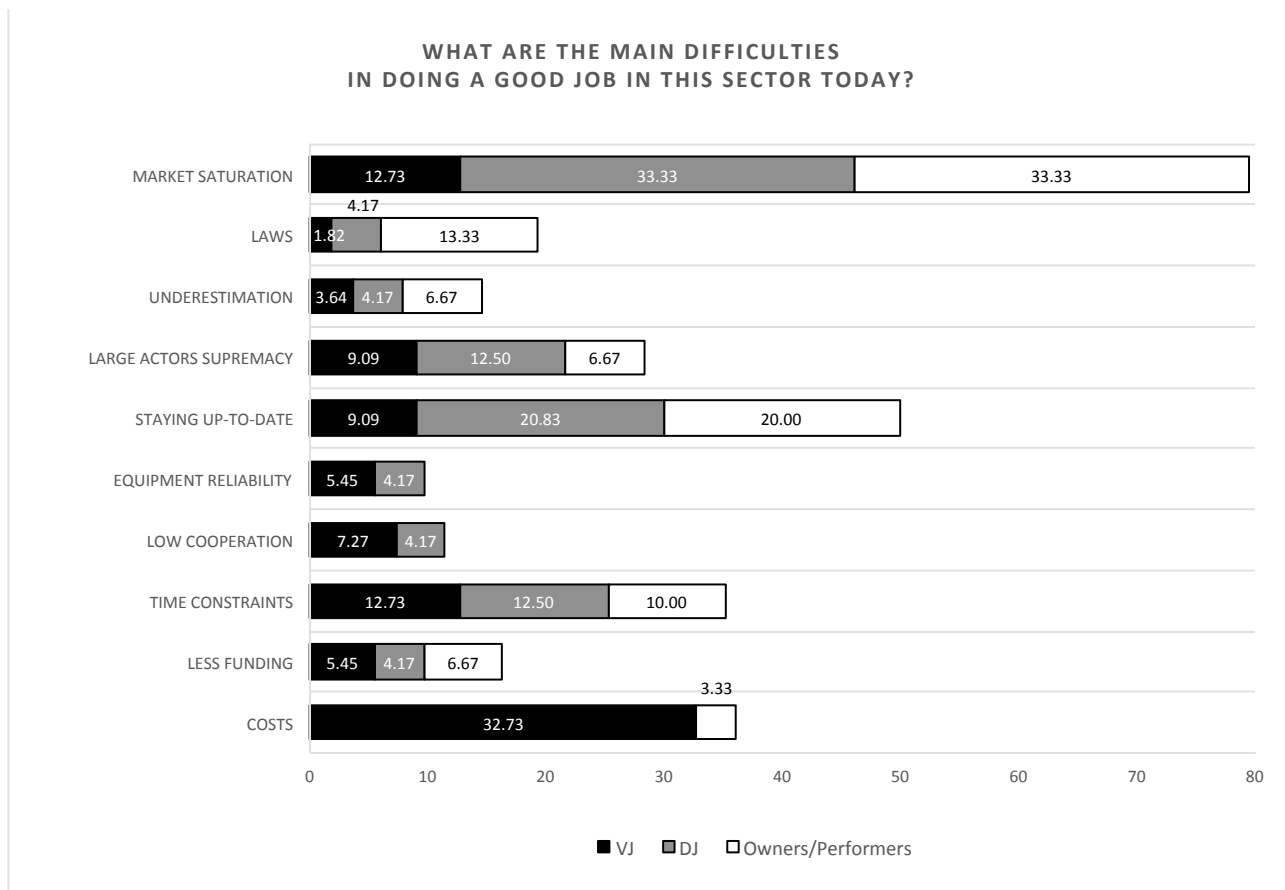


Figure 1. Percentage frequency of the different answers broken down by category of respondent (N = 102)

The importance of equipment for VJs is confirmed by the relative high frequency with which they mention it as a necessary element of professional distinction in their sector along with excellence and precision ('quality') (Fig 2).

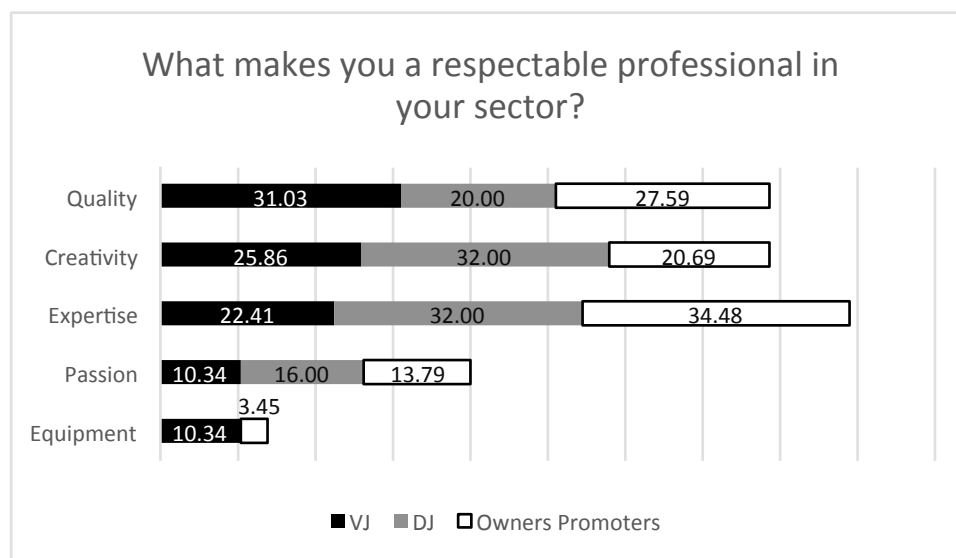


Figure 2. The five categories in which the answers were coded and percentage frequency of respondents mentioning them and broken down by category of respondent (N = 102). Categories are not mutually exclusive.

And yet, VJs position about visual software looks **ambivalent**. On the one hand, digitalization is mentioned as the most noticeable change in the live music performance sector over the last years (Fig 3); available visual software is depicted as not having integrated all the possible functionalities; and interfaces are considered ugly and old-fashioned: "video technology and the visuals are more recent technology (light and sound). We haven't sophisticated equipment"(F-VJ4); "the weakness of the software is that it is still young; it has a modern approach but still lots of things to implement" (F-VJ3).

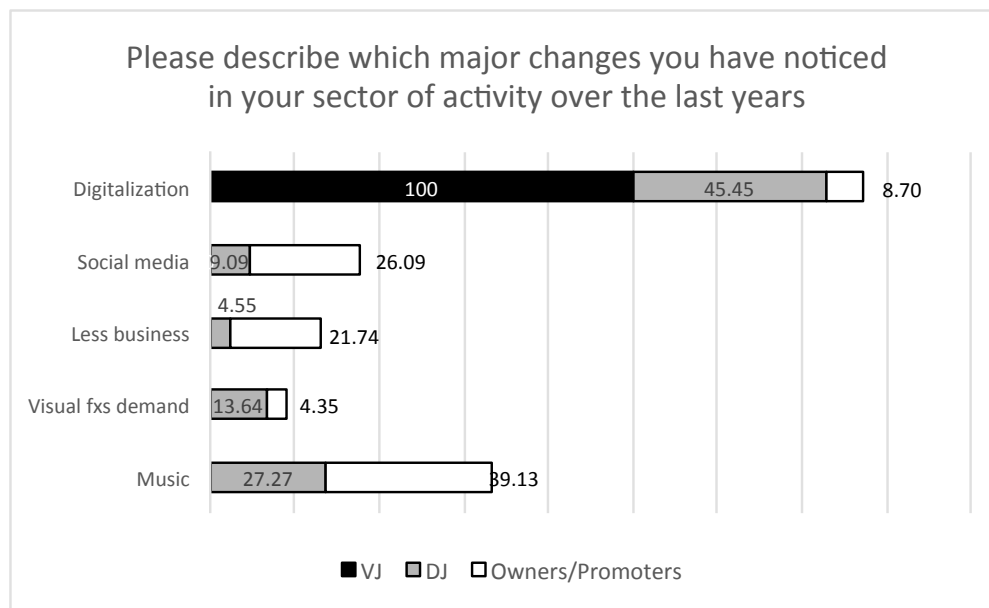


Figure 3. Percentage frequency of the different answers broken down by category of respondent (N = 102)

On the other hand, the fear that software can lower the standard and poison live music performance with cliché transpires from the data: "I think that sometimes it is badly exploited because it kills originality by making things too easy" (F-D1); "even who is not a designer can use this software and improvise because the software comes with a set of pre-made effects" (F- VJ3); "in my opinion, marketwise, my main competitor is the ease with which you nowadays can be a VJ" (F-VJ2).

This might have to do with the fact that performers see themselves as **artists**; being a good VJ or DJ does not only mean being able to entertain the audience, but also to create something unique either in a live music program or in the visuals accompanying it. This is suggested by several passages in the interviews, such as: "I only use things that I did myself. I do not use things other people did or that are downloaded from the Internet. It is important to be original, the beautiful part of our job is precisely to create"(F-VJ1); "it's very related to artistic thinking (...) uniqueness is essential in my job" (F-VJ4); "my job is to create something which is unique, which not anyone has" (F-VJ5). The relevance of originality is confirmed by the answers to the online survey. When asked "what makes you a respectable professional in the live performance sector" (Figure 2), in addition to the other elements mentioned above, respondents tend to mention the ability to create original performance, to experiment with new techniques and to take into account the latest musical trends ('creativity'), as well as the high interest in and devotion to their work ('passion').

The second phase of the study, described in the next section, went deeper into this ambivalence by identifying the controversies that originate it and the arguments that allow to take one or the opposite side in such controversies.

4.2 Core controversies in the users' positions about software for live music performance

Four controversies were found in the answers of the VJs and DJs who participated in the second set of interviews carried out in this case study. We will consider them one by one along with the arguments characterizing them.

First controversy: Software has a positive/negative impact on creativity

Within this controversy we group all positions concerning the direct impact that software in itself might have on the performers' creativity. This controversy is mentioned in our own question to interviewees (does software influence positively or negatively the creativity of an artist in your area?).

One argument that is often mobilized by interviewees is that software (and technical updates) simply cannot be dispensed of, especially by VJs: "our sector is connected 100% to computer and software" (WVJ8). Whatever reservation one might have, it cannot be translated into advocating any pre-digitalized form of VJing "or else I should be doing shadow play" (WVJ12). Statements like the ones above are expressed by at least 10 different interviewees and seem to rule out any prejudice from whatever reservation one might subsequently express. The fact that this issue is controversial is testified by the presence of some artists who instead take a strong position against the use of software and advocate the use of different, 'old-fashioned' tools. We have one artist holding such a view in our sample; he is indeed a DJ, not a VJ, and declares to be "unfavorable to software; I have always used vinyl, and been in touch with the audience, speaking to it in a microphone and make it have fun" (WDJ9).

A second argument used to take a position with respect to this issue, and mentioned by 11 interviewees, is that software puts some resources at the service of the artists' creativity and can augment it: "software empowers and opens new ways, simplifying some steps or discovering creative veins that were not possible without" (WVJ3); "software allows to create a more precise and possibly elaborated performance at no detriment of its artistic value"(WDJ5).

A third argument used by at least eight interviewees in taking sides with respect to this controversy is that the answer is conditional: it is up to the artists to actively study which features of the software can better fit their needs and serve their creativity. This argument simultaneously relieves the software in itself from any intrinsic negative power and sets a criterion to distinguish between good professionals and bad professionals: "when one gets some software, one should start studying it and checking what it allows you to do so you can use it at its best and this is necessary to be creative, first understanding its functionalities and then focusing on those that better express your ideas" (WDJ2).

Second controversy: Automation does/does not leave room to art

Interviewees do not consider it unquestionable that any live performance relying on automated visual production can be called artistic. Interviewees specify one condition that needs to be fulfilled in order for this to happen: the need to have some sort of meaningful human intervention in the performance. This is found in at least 12 interviews, for example: "I'd say that until I operate in it with my idea, no software can produce any high quality graphics"; "when I attend a VJ set I notice whether the VJ is an artist or is merely a technician who is playing downloaded content and working on it with solutions readily offered by the software" (VJ11); "all artistic forms need improvisation and here is where you see how good the artist is" (WDJ4); "only the artist can

empathize; a product might be beautiful but surely the human artistic stamp is missing [WDJ1]; “[a human artist] makes a situation more real, including by doing mistakes, which make everything look truer” (WDJ12); “no software has taste, taste is what differentiates a DJ from another [WDJ13]”. This is connected to the theme already emerged in the familiarization study according to which originality is essential in an artistic work: “a DJ must make sure that things keep on vary, that they are never the same as before (WDJ11)”.

Exception are made, however; one benefits beginners who, by at least five interviewees, are allowed to use the software more slavishly, sticking to downloaded content and applying some plain effect on it, because they are still practicing their own skills and need some solid backup for public performances: “at the beginning of my career I used some automatic tools that could generate visuals almost by themselves” (VJ9). It is also allowed that low-budget events do not invest much on art: “with an automated software visuals could be affordable to everybody and much more venues could invest in it and have visuals every night.” (WDJ7).

Third controversy: Intuitive software is professional/for beginners

This controversy gravitates around the extent to which a true artist is expected to master high-level technical skills. Are technical abilities part and parcel of the artistic toolkit so that intuitive software is only for beginners? This is clearly a controversial point: some artists, and one is present in our sample, argue that technical abilities are so core to artistic abilities that any sort of automation disqualifies the artist: “the DJ is a person who plays records at the right pace and makes the shift from one piece to another seamless, which unfortunately today is automatically managed by some software”(WDJ7); but other artists argue against this view “If I am playing music somewhere (...) and let the records be automatically synchronized in BPM [beats per minute], why would I do that? To focus on other things (...), for instance on live remixing or sound equalization so that my performance improves”(WDJ2).

To take position on this controversy, at least six VJs rely on the argument that technical skills do not make one creative: technical proficiency does not grant artistic excellence: “ease of use is not what matters, what one wants to represent and how one uses some tools to achieve that representation, this is what counts”(WVJ8); “When VJing, ease of use does not count, what counts is the quality of the content and the ability to mix it, to modify it in real time”(WVJ2).

A second argument is that artists must be freed from mechanical work and then be left with time and resources to focus on the creative side of their occupation. This is mentioned at least in eight interviews “software reduces time waste due to the most technical parts of mixing and allows a DJ to focus more on music selection” (WDJ8). Therefore, intuitiveness makes software useful to artists: “software that is say intuitive, that has the buttons in the right place, that allows one to work on it and interact with what one does without opening too many pages, this kind of software is helpful” (WVJ6).

Interviewees however mention a condition that is necessary to fulfill in order for intuitive software to be helpful: it needs not to be a synonym with poor software, namely with software in which only basic features are available. For four interviewees: “it would be limiting if an easy interface is combined with poor functionalities, so to speak, for instance in the possibility to manipulate the audio signal or in the generative functions library”(WVJ10); “sometimes the most user friendly software is also the most commercial software, and then the one that constraints me more” (WVJ5).

Fourth controversy: VJ software shrinks/boosts VJs job market

A core controversy related to using software in creative work regards the repercussion this might have on the job market, especially if the software has some degree of automation and can take care

of some tasks on behalf of the artist. There are many categories of artists whose job might be affected by software of this sort, and their interests might be clashing. The category mostly at risk are VJs, since automatic software can replace them in a profession that is already seen as ancillary to DJs. Furthermore, DJs themselves might prefer software over a real person. Some DJs appreciate a VJ person, since they can exchange creative hints: “during the night there is the need for the DJ and VJ to communicate with each other, and a real person understands and acts immediately” (WDJ8), while other DJs would prefer a VJ software: “software would allow me to create my things without explaining all my ideas to another person, which is always quite difficult (WDJ6)”; “I am safer if I can rely on myself only because I know all deadlines (...) to work with another person might be unreliable sometimes (WDJ1).

On this background, one favorable, optimist position is that the job market will eventually grow: it will make visuals more customary than they currently are and this will increase the demand for more artistic content to be fed into the software. This argument is mentioned in six interviews: “once you realize that you cannot go beyond what the software itself can already offer then a demand grows for new content, a demand that did not exist before” (WVJ8); “automatized graphics need to be created by somebody and, in order for them to be good, you need a good VJ; so I do not think that the market will shrink” (WVJ4); “there is only one phase in which the market shrinks where good VJs will suffer; then the aesthetics will be saturated by the new software solutions and it will develop into something different; this phenomenon is cyclic, it is nothing new” (WVJ5).

Another argument, present in at least four interviews, is that this software will layer the market into situations that fit the work of an artist and others that do not. While automation will satisfy those customers who are not able to pay for a VJ, there will still be plenty of situations in which an artistic touch is needed: “the VJ moves from working in clubs only to producing these programs.”(WVJ4); “this software allows the artist to work not only in clubs but also in artist installations or dance performances” (VJ12).

What underlies most of these arguments is that the software must not be fully automated but must foresee the option that a human takes over: “when the software becomes a machine that does not need any human (...), this would be a limit for VJs (WVJ10);” “yes I totally side with VJs who say that a totally automated software would trivialize them as artists and replace them”(DJ7). This is present in at least four interviews and connects to the controversy on automation and artistic work considered above.

5. Discussion

The qualitative analysis described in this paper was aimed at showing how the acceptance of specific software can be understood in relation to the set of controversies it raises. The apparent mercurial positions that users seem to have with respect to the adoption of a given technology can be tracked down to the multiplicity of aspects that are at stake when making it part of one's professional routine. Our interest was not in summing up pro and cons to define which side will prevail and whether respondents will eventually accept or not a given technology; our interest was, instead, in identifying the conflicting implications deriving from adopting a technology and the justifications of acceptance or rejection. Two phases were needed in order to gain a glimpse of where ambivalence resided first, and to go deeper into it with more focused questions afterwards. The results are a set of controversies, which summarize the ambivalent positions we found, and the related arguments. Some of these arguments work as conditional backups to technology acceptance: they do not claim any positive or negative aspect of adopting the technology, but describe a condition that needs to be fulfilled in order to hold a favorable view.

Unpacking controversies and arguments is of practical use to software designers. It pinpoints the aspects that need to be emphasized or downplayed so as to meet the target users' favor instead of generating resistance and criticism. Our analysis, for example, allowed to formulate some user requirements that informed development, in particular the need to allow artists to intervene in visual creation both by feeding the software with their own 3D clips, or by taking over automatic visual generation and managing it manually. If ignored, these aspects alone - regardless of the sophistication of the software algorithms or the power of the graphic engine - can give prospective users the disturbing impression of being offered software for beginners or for performances with low artistic standard.

This approach is also useful when evaluating software acceptance because it provides specific questions to ask. While acceptance questionnaires are usually generically formulated to fit virtually any product, more specific questions can check to what extent the software raises in the prospective users those exact objections or justifications that build their position towards it. In the case of the VJ software considered here, for example, the results of the qualitative analysis were translated into the questions listed in table 2.

Table 2. Acceptance questions based on our preliminary qualitative study (responses to be collected on a 5-degree Likert scale, 1 = I totally disagree)

It is common for me to use software for a live performance
I think that a DJ/VJ needs to evolve and be updated about the tools used in their profession
I think that there is an increasing demand for visuals in live performance
VISUALMUSIC software allows me to select the features I need without being too rigid
VISUALMUSIC software is easy to integrate in my workflow to produce/execute live performance
VISUALMUSIC software provides some unique artistic tools
VISUALMUSIC software supports my creativity
VISUALMUSIC allows me to improvise artistic solutions on the spot during a performance
VISUALMUSIC simplifies my work by taking care of many technical aspects
VISUALMUSIC offers some effects that I would not know how to create otherwise
VISUALMUSIC is a state-of-the art tool that would improve the professionalism of a DJ/VJ
I feel that VISUALMUSIC is good only for beginners
VISUALMUSIC contributes to enlarge the market of visual live performance
VISUALMUSIC contributes to make the market of visual live performance more variegated, allowing to meet different demands
VISUALMUSIC in principle can replace a VJ
I think that I will use VISUALMUSIC also after the project finishes
I think that with VISUALMUSIC I can create an infinite number of unique visuals unlike those of other performers

As recommended by Bagozzi et al [6], this approach helps connect with the social and cultural aspects of acceptance: the views of different and sometimes conflicting stakeholders, the practical consequence of technology adoption on ones' professional reputation and the need to rely on agreed upon arguments that are publicly able to support a position. Indeed, arguments are commonplaces and can serve controversies debated in very different contexts: our interviewees' emphasis on originality as the hallmark of art reminds of Boden's characterization of creativity as novelty and value [9]; the argument according to which the human component is necessary can be related to Hofstadter's claim that "Art involves the expression and communication of human experience, so that if we did decide that it is the computer which is generating the 'artwork', then it cannot be an

art work after all" [17]. HCI scholars, like ancient rhetoricians, can follow the branching patterns of positions and counter-positions along which acceptance unfolds.

Acknowledgments

We thank the partners in the project who arranged the initial interviews, Luca Santarelli, and the consortium members who helped disseminate the online survey. The work described in this paper was carried out thanks to the live performers who were interviewed, and the sites granting us access. The work was partially funded by the European Commission under the H2020 program through the project VISUALMUSIC, n. 731986. The funding source had no role in the study design, in the collection, analysis and interpretation of data, in the writing of the report and in the decision to submit the article for publication. Among the authors, Anna Spagnolli and Luciano Gamberini designed the case study and outlined its qualitative approach; the rest of the work (literature analysis, design of the data collection tool and data collection and analysis) was carried out by Diletta Mora for both phases and by Valeria Orso and Matteo Fanchin for the first phase, supervised by the other authors.

Declaration of interest

None

References

- [1] Aguilera, E., Lopez, J. J., Gutierrez-Parera, P., & Hernandez, C. (2018, May). Low Cost Algorithm for Online Segmentation of Electronic Dance Music. Proceedings of the 144th Convention of the Audio Engineering Society, Milan, Italy.
- [2] Ajzen, I., & Fishbein, M. (1977). Attitude-behavior relations: A theoretical analysis and review of empirical research. *Psychological bulletin*, 84(5), 888.
- [3] Alapetite, A., Andersen, H. B., & Hertzum, M. (2009). Acceptance of speech recognition by physicians: A survey of expectations, experiences, and social influence. *International journal of human-computer studies*, 67(1), 36-49.
- Anderson, K., Burford, O., & Emmerton, L. (2016). Mobile health apps to facilitate self-care: a qualitative study of user experiences. *PLoS One*, 11(5), e0156164.
- [4] Antaki, C (1992) Explaining in conversation: Towards an argument model, *European Journal of Social Psychology*, 22, pp.181-194, ISSN: 0046-2772.
- [5] Bagozzi, R., Gurhan-Canli, Z., & Priester, J. (2002). The social psychology of consumer behaviour. McGraw-Hill Education (UK).
- [6] Bagozzi, R. P. (2007). The legacy of the technology acceptance model and a proposal for a paradigm shift. *Journal of the association for information systems*, 8(4), 3.
- [7] BenMessaoud, C., Kharrazi, H., & MacDorman, K. F. (2011). Facilitators and barriers to adopting robotic-assisted surgery: contextualizing the unified theory of acceptance and use of technology. *PloS one*, 6(1), e16395
- [8] Billig, M. (1996). *Arguing and Thinking: a rhetorical approach to social psychology*, revised edition. Cambridge: Cambridge University Press
- [9] Boden. M.A 1990. *The Creative Mind: Myths and Mechanisms*. Psychology Press, Hove, UK
- [10] Brinkel, J., Dako-Gyeke, P., Krämer, A., May, J., & Fobil, J. N. (2017). An investigation of users' attitudes, requirements and willingness to use mobile phone-based interactive voice response systems for seeking healthcare in Ghana: a qualitative study. *Public Health*, 144, 125-133.
- [11] Davis, F. D. Bagozzi, RP, and Warsaw, PR, 1989, "User Acceptance of Computer Technology: A Comparison of Two Theoretical Models" *Management Science*, 39(8), 983-1003.

- [12] Gagliardi, P. (Ed) (1990). Symbols and artifacts: Views of the corporate landscape. Berlin: DeGruyter.
- [13] Gamberini L. Spagnolli A. (2017) User requirements definition (D2.2) <https://drive.google.com/open?id=0B-Z7L96NEDx6Ry1JcmE2bE9CdFU>
- [14] Heikkilä, J. P., & Smale, A. (2011). The effects of 'language standardization' on the acceptance and use of e-HRM systems in foreign subsidiaries. *Journal of World Business*, 46(3), 305-313.
- [15] Heerink, M., Kröse, B., Wielinga, B., & Evers, V. (2009, September). Measuring the influence of social abilities on acceptance of an interface robot and a screen agent by elderly users. In *Proceedings of the 23rd British HCI Group Annual Conference on People and Computers: Celebrating People and Technology* (pp. 430-439). British Computer Society
- [16] Hennington, A., Janz, B., Amis, J., & Nichols, E. (2009). Information systems and healthcare XXXII: Understanding the multidimensionality of information systems use: A study of nurses' use of a mandated electronic medical record system. *Communications of the Association for Information Systems*, 25(1), 25
- [17] Hofstadter, D. R. (2002). Staring Emmy straight in the eye—and doing my best not to flinch. *Creativity, Cognition and Knowledge*, 67-100.
- [18] Hornbæk, K., & Hertzum, M. (2017). Technology acceptance and user experience: a review of the experiential component in HCI. *ACM Transactions on Computer-Human Interaction (TOCHI)*, 24(5), 33.
- [19] Larsson N., (2017, October), Live music acts are mostly male-only. What's holding women back? *The Guardian*. <https://www.theguardian.com/inequality/2017/oct/12/tonights-live-music-acts-will-mostly-be-male-only-whats-holding-women-back>
- [20] Lee Y., K. A. Kozar, and K. R. T. Larsen. 2003. The technology acceptance model: Past, present, and future. *Communications of the Association for Information Systems* 12, 1, 752–780.
- [21] Lhermitte M., Perrin B, Melbouci L. (2014). Creating growth. Measuring cultural and creative markets in the EU. Ernst & Young Global Limited <http://www.createingeurope.eu/en/wp-content/uploads/2014/11/study-full-en.pdf>
- [22] King W. R. and J. He. 2006. A meta-analysis of the technology acceptance model. *Information and Management* 43, 6, 740-755.
- [23] Kling, R. (1980), ``Social analysis of computing: theoretical perspectives in recent empirical research'', *Computing Surveys*, Vol. 12, pp. 61-110.
- [24] Mahzan, N., & Lymer, A. (2008). Adoption of computer assisted audit tools and techniques (CAATs) by internal auditors: current issues in the UK. In *BAA Annual Conference* (pp. 1-46)
- [25] Mallat, N. (2007). Exploring consumer adoption of mobile payments—A qualitative study. *The Journal of Strategic Information Systems*, 16(4), 413-432.
- [26] McNaney, R., Vines, J., Roggen, D., Balaam, M., Zhang, P., Poliakov, I., & Olivier, P. (2014, April). Exploring the acceptability of google glass as an everyday assistive device for people with Parkinson's. In *Proceedings of the 32nd annual ACM conference on Human factors in computing systems* (pp. 2551-2554). ACM
- [27] Middlemass, J. B., Vos, J., & Siriwardena, A. N. (2017). Perceptions on use of home telemonitoring in patients with long term conditions—concordance with the Health Information Technology Acceptance Model: a qualitative collective case study. *BMC medical informatics and decision making*, 17(1), 89.
- [28] Nakatani, M., Ohno, T., Nakane, A., Komatsubara, A., & Hashimoto, S. (2012, August). How to motivate people to use internet at home: understanding the psychology of non-active users. In *Proceedings of the 10th Asia Pacific conference on Computer human interaction* (pp. 259-268). ACM
- [29] Nguyen, N. H., Hadgraft, N. T., Moore, M. M., Rosenberg, D. E., Lynch, C., Reeves, M. M., & Lynch, B. M. (2017). A qualitative evaluation of breast cancer survivors' acceptance of and preferences for consumer wearable technology activity trackers. *Supportive Care in Cancer*, 25(11), 3375-3384

- [30] Ouadahi, J. (2008). A qualitative analysis of factors associated with user acceptance and rejection of a new workplace information system in the public sector: A conceptual model. *Canadian Journal of Administrative Sciences/Revue Canadienne des Sciences de l'Administration*, 25(3), 201-213
- [31] Peek, S. T., Luijckx, K. G., Rijnaard, M. D., Nieboer, M. E., van der Voort, C. S., Aarts, S., ... & Wouters, E. J. (2016). Older adults' reasons for using technology while aging in place. *Gerontology*, 62(2), 226-237
- [32] Peng, W., Kanthawala, S., Yuan, S., & Hussain, S. A. (2016). A qualitative study of user perceptions of mobile health apps. *BMC public health*, 16(1), 1158.
- [33] Potter, J., & Wetherell, M. (1987). *Discourse and social psychology: Beyond attitudes and behaviour*. Sage.
- [34] Potter, J. (1998). Discursive social psychology: From attitudes to evaluative practices. *European review of social psychology*, 9(1), 233-266.
- [35] Prior, J. (2018). Factors influencing residents' acceptance (support) of remediation technologies. *Science of The Total Environment*, 624, 1369-1386
- [36] Rahim, M. M. (2008). Identifying factors affecting acceptance of e-procurement systems: An initial qualitative study at an Australian City Council. *Communications of the IBIMA*, 3(1), 7-17
- [37] Salmona, M., & Kaczynski, D. (2016, September). Don't blame the software: Using qualitative data analysis software successfully in doctoral research. In *Forum: Qualitative Social Research* (Vol. 17, No. 3). Freie Universität Berlin.
- [38] Stock, R. M., & Merkle, M. (2017, March). A service Robot Acceptance Model: User acceptance of humanoid robots during service encounters. In *Pervasive Computing and Communications*
- [39] Taherdoost, H. (2018). A review of technology acceptance and adoption models and theories. *Procedia Manufacturing*, 22, 960-967.
- [40] The Economist (9 January 2016). Less than ecstatic. The lights are going out in nightclubs all over Europe. <https://www.economist.com/europe/2016/01/09/less-than-ecstatic?fsrc=scn/tw/te/pe/ed/lesthaneccstatic>
- [41] The Electronic Dance Music audience analysis. Eventbrite. http://eventbrite-s3.s3.amazonaws.com/marketing/britepapers/Eventbrite_EDM_Social_Media_Listening_Project.pdf
- [42] Venkatesh, V., & Bala, H. (2008). Technology acceptance model 3 and a research agenda on interventions. *Decision sciences*, 39(2), 273-315.
- [43] Yousafzai S. Y., G. R. Foxall, and J. G. Pallister. 2007a. Technology acceptance: A meta-analysis of the TAM: Part 1. *Journal of Modelling in Management* 2, 3, 251–280.
- [44] Yousafzai S. Y., G. R. Foxall, and J. G. Pallister. 2007b. Technology acceptance: A meta-analysis of the TAM: Part 2. *Journal of Modelling in Management* 2, 3, 281–304.
- [45] Weidinger, J., Schlauderer, S., & Overhage, S. (2017). Is the Frontier Shifting into the Right Direction? A Qualitative Analysis of Acceptance Factors for Novel Firefighter Information Technologies. *Information Systems Frontiers*, 1-24.
- [46] Wetherell, M., & Potter, J. (1988). Discourse analysis and the identification of interpretative repertoires. In C. Antaki (Ed) *Analysing everyday explanation: A casebook of methods* (pp.168-183), London, Sage.
- [47] Widuri, R., Sari, N., Wicaksono, A., Sun, Y., & Sari, S. A. (2017, July). Perception of internal auditor on the use of Generalized Audit Software. In *Research and Innovation in Information Systems (ICRIIS), 2017 International Conference on* (pp. 1-6). IEEE
- [48] Williams M. D., N. P. Rana, and Y. K. Dwivedi. 2015. The unified theory of acceptance and use of technology (UTAUT): A literature review. *Journal of Enterprise Information Management* 28, 3, 443–488.