

Judging the Judges: Evaluating the Performance of International Gymnastics Judges

Hugues Mercier and Sandro Heiniger
 Université de Neuchâtel
 Rue Emile-Argand 11, 2000 Neuchâtel, Switzerland
 {hugues.mercier,sandro.heiniger}@unine.ch

Abstract—Judging a gymnastics routine is a noisy process, and the performance of judges varies widely. In collaboration with the Fédération Internationale de Gymnastique (FIG) and Longines, we are designing and implementing an improved statistical engine to analyze the performance of gymnastics judges during and after major competitions like the Olympic Games and the World Championships. The engine, called the Judge Evaluation Program (JEP), has three objectives: (1) provide constructive feedback to judges, executive committees and national federations; (2) assign the best judges to the most important competitions; (3) detect bias and outright cheating.

Using data from international gymnastics competitions held during the 2013–2016 Olympic cycle, we first develop a *marking score* evaluating the accuracy of the marks given by gymnastics judges. Judging a gymnastics routine is a random process, and we can model this process very accurately using heteroscedastic random variables. The marking score scales the difference between the mark of a judge and the theoretical performance of a gymnast as a function of the standard deviation of the judging error estimated from data for each apparatus. This dependence between judging variability and performance quality has never been properly studied. We then study *ranking scores* assessing to what extent judges rate gymnasts in the correct order, and explain why we ultimately chose not to implement them. We also study outlier detection to pinpoint gymnasts who were poorly evaluated by judges. Finally, we discuss interesting observations and discoveries that led to recommendations and rule changes at the FIG.

Keywords: Sports judges, quantifying accuracy, heteroscedasticity, outlier detection, gymnastics

I. INTRODUCTION

Gymnastic judges and judges from similar sports are susceptible to well-studied biases¹. [3] detected a *national bias* of artistic gymnastics judges at the 1984 Olympic Games: judges tend to give better marks to athletes from their home country while penalizing close competitors from other countries. National bias was subsequently detected in rhythmic gymnastics at the 2000 Olympic Games [4], and in numerous other sports such as figure skating [5], [6], Muay Thai boxing [7], ski jumping [6], diving [8] and dressage [9].

[10] observed a *serial position bias* in gymnastics experiments: a competitor performing and evaluated last gets better marks than when performing first. [11] found a *conformity bias* in gymnastics: open feedback causes judges to adapt their marks to those of the other judges of the panel. [12] found

a *sequential bias* in artistic gymnastics at the 2004 Olympic Games: the evaluation of a gymnast is likely more generous than expected if the preceding gymnast performed well. [13] showed in an experiment that still rings judges can make systematic errors based on their viewpoint. Biases observed in other sports might also occur in gymnastics as well. [14] found a *reputation bias* in figure skating: judges overestimate the performance of athletes with a good reputation. [15] quantified the *racial bias* of NBA officials against players of the opposite race, which was large enough to affect the outcome of basketball games. Interestingly, the racial bias of NBA officials subsequently disappeared, most probably due to the public awareness of the bias from the first study [16].

The aforementioned biases are often unconscious and cannot always be entirely eliminated in practice. However, rule changes and monitoring from the Fédération Internationale de Gymnastique (FIG) as well as increased scrutiny induced by the media exposure of major gymnastics competitions make these biases reasonably small. In fact, judging is much more about skill and training than bias: it is difficult to evaluate every single aspect of the complex movements that are part of a gymnastics routine, and unsurprisingly nearly all international judges are former gymnasts. This challenge has been known since at least the 1930s [17], and there is a large number of studies on the ability of judges to detect execution mistakes in gymnastic routines [18], [19], [20], [21], [22]². In a nutshell, novice judges consult their scoring sheet much more often than experienced international judges, thus missing execution errors. Furthermore, international judges have superior perceptual anticipation, are better to detect errors in their peripheral vision and, when they are former gymnasts, leverage their own sensorimotor experiences.

Even among well-trained judges at the international level, there are significant differences: some judges are simply better than others. For this reason, the Fédération Internationale de Gymnastique (FIG) has developed and used the Judge Evaluation Program (JEP) to assess the performance of judges during and after international competitions. The work on JEP was started in 2006 and the tool has grown iteratively since then. Despite its usefulness, the first architecture of JEP was outdated. It was hard to maintain, difficult to use by anyone except its designer, and its conception made it prone to

¹Consult [1] for an initial comprehensive survey until 1970, and [2] for a recent survey.

²Consult [1] for an initial comprehensive survey until 1970, and [2] for a recent survey.

manipulation errors. More importantly, there were undetected design errors and undesirable mathematical behavior, and it was sometimes adjusted by parties with conflicting viewpoints. Hence, it was not always evaluating what it ought to evaluate.

A. Our contributions

In collaboration with the FIG³ and Longines⁴, we are currently redesigning and rewriting JEP. The new version, henceforth named NEW-JEP, is a full software stack that handles all the interactions with the databases, and includes a statistical engine as well as a user-friendly front-end to generate statistics, recommendations and judging reports. The main objective of NEW-JEP is to assess, as objectively as possible, the performance of international gymnastics judges. This assessment provides feedback to judges, executive committees and national federations. It is helpful, for instance, to evaluate how to train and accredit judges, and to propose corrective measures for judges performing below expectations. It will be used to reward the best judges by selecting them to the most important competitions such as the Olympic Games. It can also provide hints about inconsistencies and confusing items in the Codes of Points detailing how to evaluate each apparatus. In uncommon but important circumstances, NEW-JEP can also uncover biased and cheating judges.

This article focuses on the core statistical engine of NEW-JEP and describes how it evaluates judges. Our main objective is to put judge evaluations on a stronger mathematical footing using simple yet rigorous tools. We want the software, once properly trained, to be usable by Longines and the FIG during an entire 4-year Olympic cycle without input from a mathematician or a statistician.

The main tool we develop is a *marking score* evaluating the accuracy of the marks given by a judge. We design the marking score such that it is unbiased with the apparatus/discipline under evaluation, and unbiased with respect to the skill level of the gymnasts. In other words, the main difficulty we overcome is as follows: a parallel bars judge giving 5.3 to a gymnast deserving 5.0 must be evaluated more generously than a vault judge giving 9.9 to a gymnast deserving 9.6, but how much more? To quantify this, we model the behavior of judges as heteroscedastic random variables using data from international and continental gymnastics competitions held during the 2013–2016 Olympic cycle. The standard deviation of these random variables decreases as the performance of the gymnasts improves, which allows us to quantify precisely how judges compare to their peers. To the best of our knowledge, this dependence between judging variability and performance quality has never been properly studied in any setting (sport or other).

Besides allowing us to distinguish between accurate and erratic judges, we also use the marking score as the basic tool to detect outlier evaluations. We designed NEW-JEP so that the more accurate is a judge, the lower is his/her outlier detection threshold.

The previous iteration of JEP used a *ranking score* to evaluate whether judges ranked gymnasts in the correct order. We analyzed different metrics to compare distances between rankings such as the generalized version of Kendall’s τ distance [23]. Depending on how these rankings scores are parametrized, they are either unfair by penalizing unlucky judges who blink at the wrong time, or correlated with our marking score and thus unnecessary. Since no ranking score achieved the objectives of the FIG, NEW-JEP no longer includes a ranking score.

We made other interesting observations that led to recommendations and changes at the FIG during the course of this work. We show that reference judges, hand-picked by the FIG and imparted with more power than regular panel judges, are not better than these regular panel judges in the aggregate. We thus recommended that the FIG stops granting more power to reference judges. We also show that women judges are significantly more accurate than men judges in artistic gymnastics and in trampolines, which has training and evaluation implications.

This is the first of a series of three articles on sports judging. In the second article [24], we refine national bias studies in gymnastics using the heteroscedastic behavior of the judging error of gymnastics judges. In the third article [25], we show that this heteroscedastic judging error appears with a similar shape in other sports where panels of judges evaluate athletes objectively within a finite marking range.

The remainder of this article is organized as follows. We present our dataset and discuss the gymnastic judging system in Section II. We derive the *marking score* in Section III. In Section IV, we use the marking score to detect outliers. Section V discusses ranking scores and why we ultimately left them aside. We present interesting observations and discoveries in Section VI and conclude in Section VII by discussing the strengths and limitations of NEW-JEP.

II. DATA AND JUDGING SYSTEMS

Gymnasts at the international level are evaluated by panels of judges for the difficulty, execution, and artistry components of their performances. The marks given by the judges are aggregated to generate the final scores and rankings of the gymnasts. The number of judges for each component and the aggregation method are specific to each discipline. In this article, we analyze the execution component of all the gymnastics disciplines: artistic gymnastics, acrobatic gymnastics, aerobic gymnastics, rhythmic gymnastics, and trampolines. We also evaluate artistry judges in acrobatic and aerobic gymnastics, but exclude difficulty judges from our analysis. Our dataset encompasses 21 international and continental competitions held during the 2013–2016 Olympic cycle culminating with the 2016 Rio Olympic Games.

The execution of a gymnastics routine is evaluated by a panel of judges. Table I summarizes the composition of the

³www.fig-gymnastics.com

⁴www.longines.com

Discipline	Typical panel composition	Number of performances	Number of marks
Acrobatic gymnastics	4 E + 2 R	756	4'870
Aerobic gymnastics	4 E + 2 R	938	6'072
Artistic gymnastics	5 E + 2 R	11'940	78'696
Rhythmic gymnastics	5 E + 2 R	2'841	19'052
Trampoline	5 E	1'986	9'654

Table I: Standard composition of the execution panel, number of performances and number of marks per discipline. E = Execution judges; R = Reference judges.

typical execution panel for each discipline⁵. With the exception of trampoline, these panels include execution and reference judges. Execution and reference judges have different power and are selected differently, but they all judge the execution of the routines under the same conditions and using the same criteria.

After the completion of a routine, each execution panel judge evaluates the performance by giving it a score between 0 and 10. Table I includes the number of performances and judging marks per discipline in our dataset. The number of performances in an event is not always equal to the number of gymnasts. For instance, gymnasts who wish to qualify for the vault apparatus finals jump twice, each jump counting as a distinct performance in our analysis. The number of judging marks depends on the number of performances and the size of the judging panels.

The execution evaluation of a gymnastics routine is based on deductions precisely defined in the Code of Points of each apparatus. The 2017–2020 Codes of Points, their appendices and other documents related to rules for all the gymnastics disciplines are publicly available on the FIG website⁶. The score of each judge can thus be compared to a theoretical *control score* corresponding to the “true” performance of the gymnast. The FIG typically derives control scores with outside judging panels and video review post-competition, but does not provide accurate control scores for every performance. The number of control scores and how they are obtained depends on the discipline and competition. Control scores were unavailable for our analysis, thus we trained NEW-JEP using the median panel mark of each performance as the control score, which is a good approximation of the true performance level. Whenever reference judges are present, we include them with execution panel judges and take the median mark over this enlarged panel. We discuss the implications of training our data with the median, and control scores in general, in Section VII.

III. MARKING SCORE

We now derive a *marking score* to evaluate the performance of gymnastics judges. We first describe our general approach using artistic gymnastics data in Section III-A and present results for the other gymnastics disciplines in Section III-B. Table II summarizes the notation we use in this section.

⁵The execution panels do not always follow this typical composition: the qualifying phases in artistic and rhythmic gymnastics may include four execution judges instead of five, World Cup events and continental championships do not always feature reference judges, and aerobic and acrobatic gymnastics competitions can have larger execution panels.

⁶Competitions in our dataset were ruled by the 2013–2016 Codes of Points.

p	Performance p
j	Judge j
c_p	Control score of Performance p
$s_{p,j}$	Mark for Performance p given by Judge j
$e_{p,j}$	Judging error $s_{p,j} - c_p$ of Judge j for Performance p
$m_{p,j}$	Marking score for Performance p by Judge j
M_j	Marking score of Judge j
d	Apparatus / Discipline d
$\alpha_d, \beta_d, \gamma_d$	Parameters of Discipline d
$\tilde{\sigma}_d(c_p)$	Standard deviation of judging error for Discipline d and control score c_p
n	Number of performances in an event

Table II: Notation.

A. General approach applied to artistic gymnastics

The marking score must have the following properties. First, it must not depend on the skill level of the gymnasts evaluated: a judge should not be penalized nor advantaged if he judges an Olympic final with the world’s best 8 gymnasts as opposed to a preliminary round with 200 gymnasts. Second, it must allow judges comparisons across apparatus, disciplines, and competitions. The marking score of a judge is thus based on three parameters:

- 1) The control scores of the performances
- 2) The marks given by the judge
- 3) The apparatus / discipline

Let $s_{p,j}$ be the mark for Performance p given by Judge j . Figure 1 shows the distribution of the random variable $e_{p,j} \triangleq s_{p,j} - c_p$ for artistic gymnastics, corresponding to the difference between the judge mark and the control score of the performance. For simplicity purposes, we call this difference $e_{p,j}$ the *judging error of Judge j for Performance p* , even when we approximate the control score by the median. Our first observation is that the judging error is unbiased, thus the judges are too severe as often as they are too generous. This is trivially true because we use the median as control score. The second observation is that the judging error is highly heteroscedastic. Judges are much more accurate for the best performances, and simply using $e_{p,j}$ underweights errors made for the best gymnasts.

Figures 2 and 3 respectively show the sample variance and the sample standard deviation of the judging error as a function of the control score c_p for artistic gymnastics. The sample variance decreases almost linearly with the control score, except for the best performances for which it does not converge to zero. The curve in Figure 3 is an exponential weighted least-squares regression of the data. By inspection this is an outstanding fit, and the outliers correspond to the rare gymnasts that aborted or catastrophically missed their

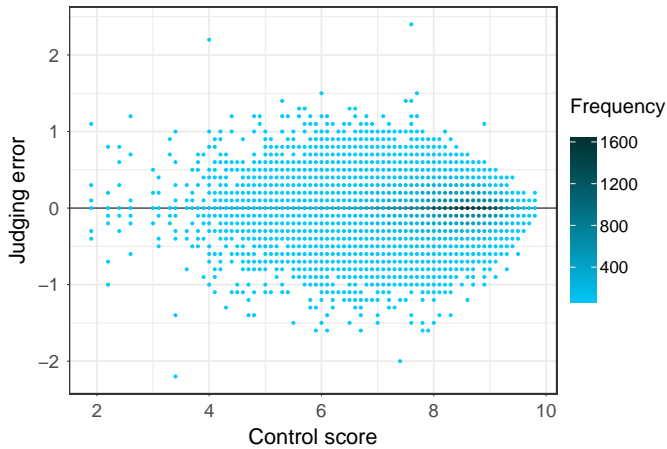


Figure 1: Distribution of the judging errors in artistic gymnastics. To improve the visibility, we aggregate the points on a 0.1×0.1 grid.

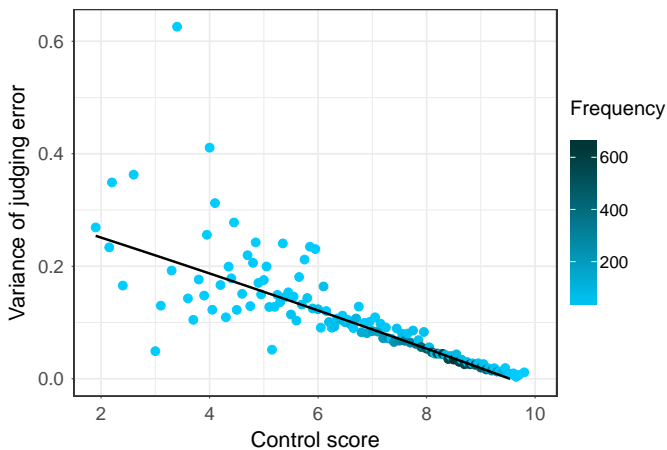


Figure 2: Variance of judging error versus control score in artistic gymnastics.

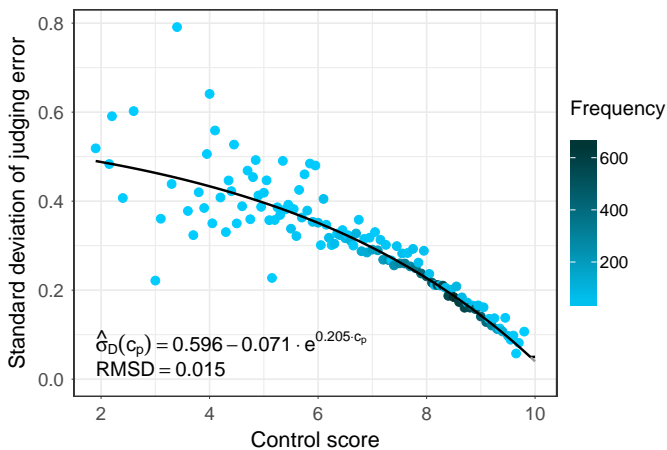


Figure 3: Standard deviation of judging error versus control score in artistic gymnastics.

routine. The weighted root-mean-square deviation (RMSD) of the regression is 0.015, which is almost one order of magnitude smaller than the smallest deduction allowed by a judge. We

use this exponential equation for our estimator of the standard deviation of the judging error $\hat{\sigma}_d(c_p)$.

We can do the same analysis at the apparatus level. For example, Figures 4, 5, 6 and 7 respectively show the weighted least-squares regressions for still rings, uneven bars, women's floor exercise and men's floor exercise.

More generally, the estimator for $\hat{\sigma}_d(c_p)$ depends on the discipline (or apparatus) d under evaluation and the control score c_p of the performance, and is given by

$$\hat{\sigma}_d(c_p) \triangleq \max(\alpha_d + \beta_d e^{\gamma_d c_p}, 0.05). \quad (1)$$

For some apparatus like men's floor exercise in Figure 7 the exponential regression is linear within the data range. For apparatus such as women's floor exercise in Figure 6, there is no performance with a mark close to 10 in the dataset, and the best fitted curves go to zero before 10. We use $\max(\cdot, 0.05)$ as a fail-safe mechanism should some gymnasts get much larger marks than expected in the future. We emphasize that all the disciplines and apparatus we analyzed have highly accurate regressions: besides acrobatic gymnastics, for which we do not have as much data, the worst weighted root-mean-square deviation is $\text{RMSD} \approx 0.04$.

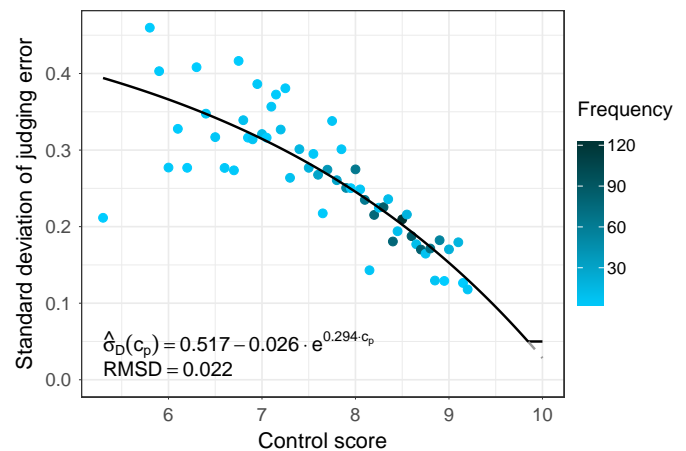


Figure 4: Standard deviation of judging error versus control score for still rings.

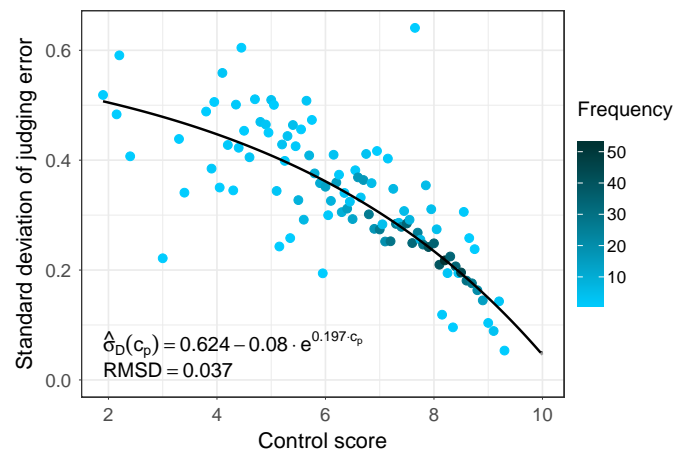


Figure 5: Standard deviation of judging error versus control score for uneven bars.

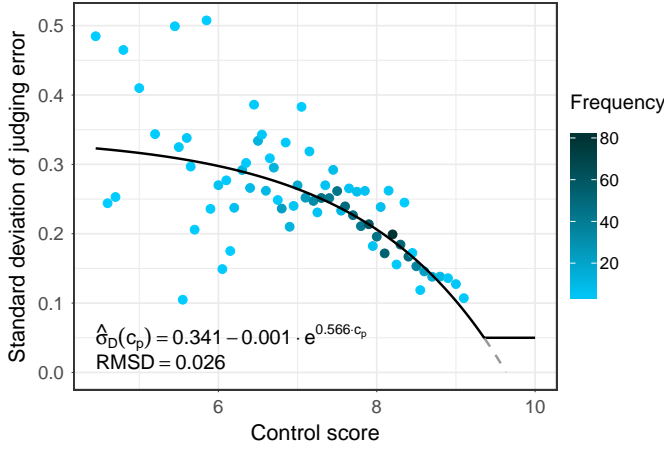


Figure 6: Standard deviation of judging error versus control score for women's floor exercise.

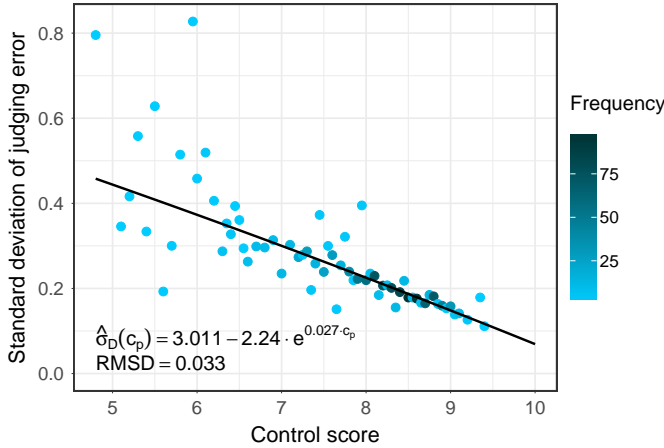


Figure 7: Standard deviation of judging error versus control score for men's floor exercise.

The marking score of Performance p by Judge j is

$$m_{p,j} \triangleq \frac{e_{p,j}}{\hat{\sigma}_d(c_p)} = \frac{s_{p,j} - c_p}{\hat{\sigma}_d(c_p)}. \quad (2)$$

It expresses the judging error as a function of the standard deviation for a specific discipline and control score. The overall marking score for Judge j is given by

$$M_j \triangleq \sqrt{E[m_{p,j}^2]} = \sqrt{\frac{1}{n} \sum_{p=1}^n m_{p,j}^2}. \quad (3)$$

The marking score of a perfect judge is 0, and a judge whose judging error is always equal to $\hat{\sigma}_d(c_p)$ has a marking score of 1.0. The mean squared error weights outliers heavily, which is desirable for evaluating judges.

Figure 8 shows the boxplots of the marking scores for all the judges for each apparatus in artistic gymnastics using the regression from Figure 3. The acronyms are defined in Table III. The first observation is that there are significant differences between apparatus. Pommel horse, for instance, is intrinsically more difficult to judge accurately than vault and floor exercise. The FIG confirms that the alternative, i.e., that

judges in pommel horse are less competent than judges in men's vault or men's floor exercise, is highly unlikely. The differences between floor and vault on one side and pommel horse on the other side were previously observed in punctual competitions [26], [27], [28]. Note that the better accuracy of vault judges does not make it easier to rank the gymnasts since many gymnasts execute the same jumps at a similar performance level.

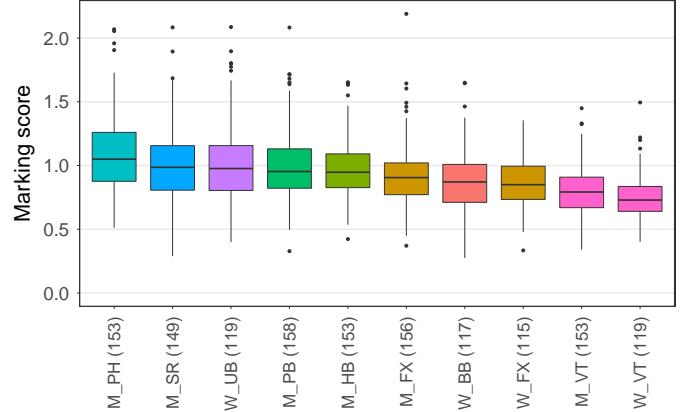


Figure 8: Distribution of the overall marking scores per artistic gymnastic apparatus using one overall formula. The acronyms are defined in Table III, and the numbers between brackets are the number of judges per apparatus in the dataset.

Acronym	Apparatus
BB	Balance beam (women)
FX	Floor exercise (men and women)
HB	Horizontal bar (men)
PB	Parallel bars (men)
PH	Pommel horse (men)
SR	Still rings (men)
UB	Uneven bars (women)
VT	Vault (men and women)

Table III: The artistic gymnastics apparatus and their acronyms.

Acronym	Apparatus
DMT	Double mini-trampoline (men and women)
IND	Individual trampoline (men and women)
TUM	Tumbling (men and women)

Table IV: The trampoline apparatus and their acronyms.

A highly desirable feature for the marking score is to be comparable between apparatus and disciplines, which proves difficult with one overall formula. The differences between apparatus make it challenging for the FIG to qualitatively assess how good the judges are and to convey this information unambiguously to the interested parties. We thus estimated the standard deviation $\hat{\sigma}_d(c_p)$ for each apparatus (instead of grouping them together) and used the resulting regressions to recalculate the marking scores. The results, presented in Figure 9, now show a good uniformity and make it simple to

compare judges from different apparatus with each other. A pommel horse judge with a marking score of 1.0 is average, and so is a vault judge with the same marking score. This has allowed us to define a single set of quantitative to qualitative thresholds applicable across all the gymnastics apparatus and disciplines.

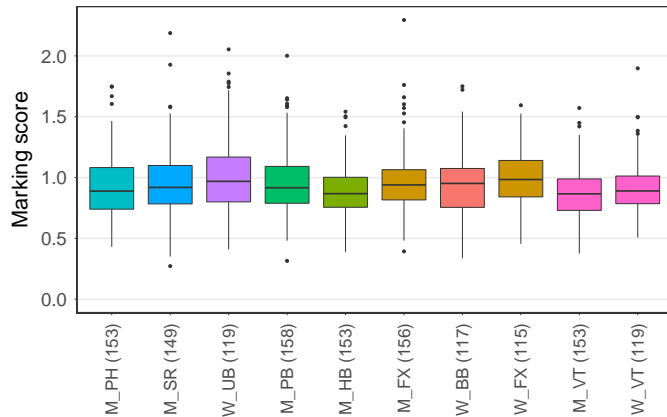


Figure 9: Distribution of the overall marking scores per artistic gymnastic apparatus using an individual formula per apparatus. The acronyms are defined in Table III, and the numbers between brackets are the number of judges per apparatus in the dataset.

B. Other gymnastic disciplines

We use the same approach for the other gymnastics disciplines. Figures 10, 11 and 12 respectively show the weighted least-squares regressions for rhythmic gymnastics, acrobatic gymnastics and aerobic gymnastics. We do not discuss the results at the apparatus level, although we found notable differences: group routines in rhythmic gymnastics are more difficult to judge than individual ones, and groups in acrobatic gymnastics are more difficult to judge than pairs. We also analyzed the artistry judges in acrobatic and aerobic gymnastics, and were surprised to observe that the heteroscedasticity of their judging error was almost the same as for execution judges.

Trampoline, shown in Figure 13, was the most puzzling discipline to tackle. The behavior on the left side of the plot is due to gymnasts that aborted their routine before completing all their jumps, for instance by losing balance and landing a jump outside the center of the trampoline. We solved the problem by fitting the curves based on the completed routines. The result is shown in Figure 14, with aborted routines represented with rings instead of filled circles. Again, the weighted RMSD is excellent.

When calculating the marking score for trampoline judges, the marks of gymnasts that did not complete their exercise may or may not be taken into account by NEW-JEP. If they are accounted for, the estimator generously evaluates judges when gymnasts do not complete their routine, which results in a slightly improved overall marking score. The behavior observed in trampoline appears in other sports with aborted routines or low scores [25] and can be modeled with

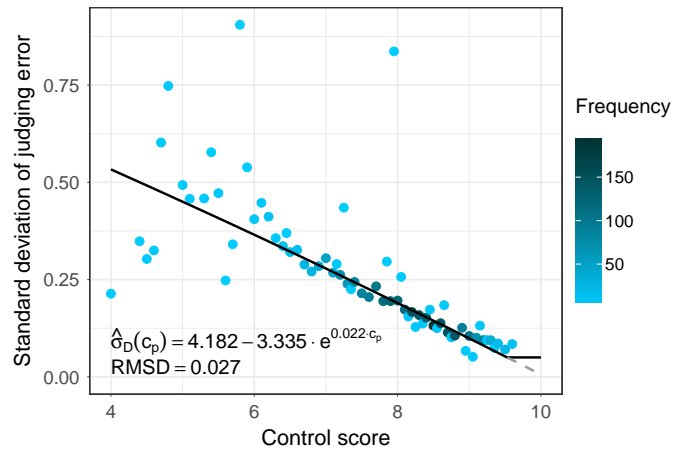


Figure 10: Standard deviation of judging error versus control score in rhythmic gymnastics.

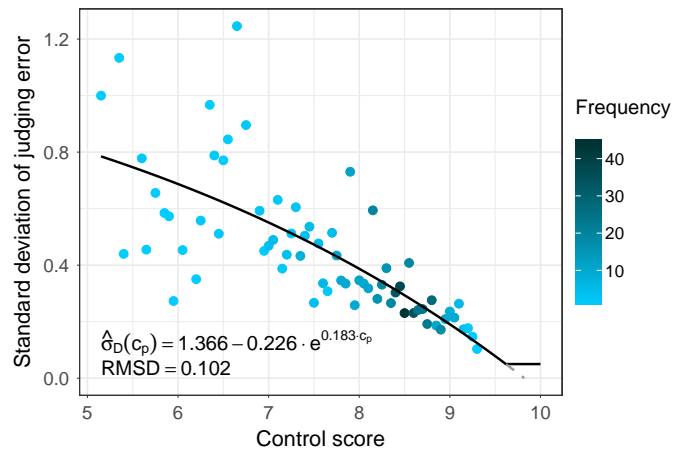


Figure 11: Standard deviation of judging error versus control score in acrobatic gymnastics.

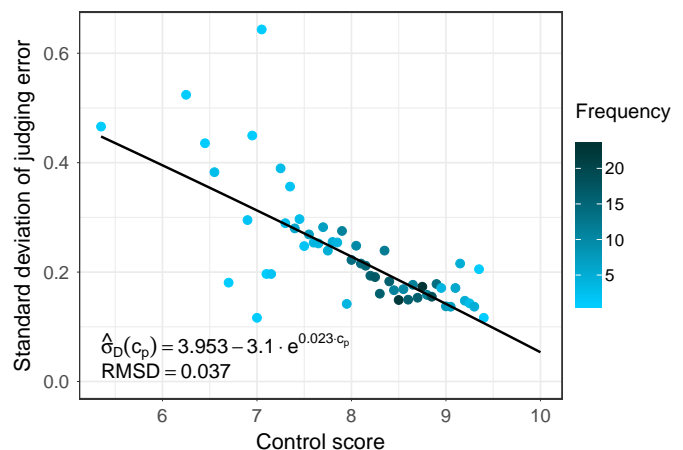


Figure 12: Standard deviation of judging error versus control score in aerobic gymnastics.

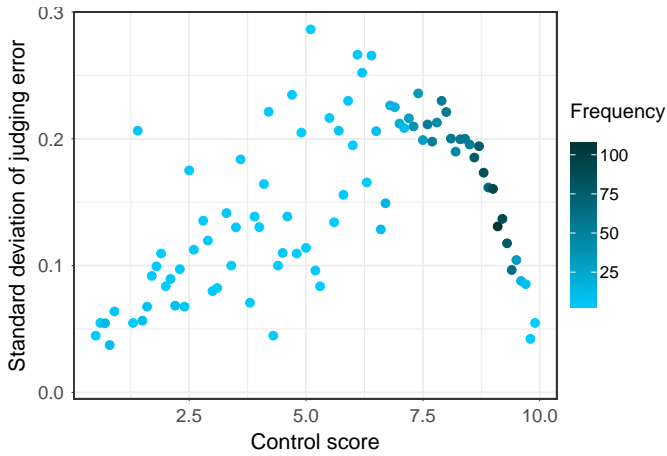


Figure 13: Standard deviation of judging error versus control score in trampoline.

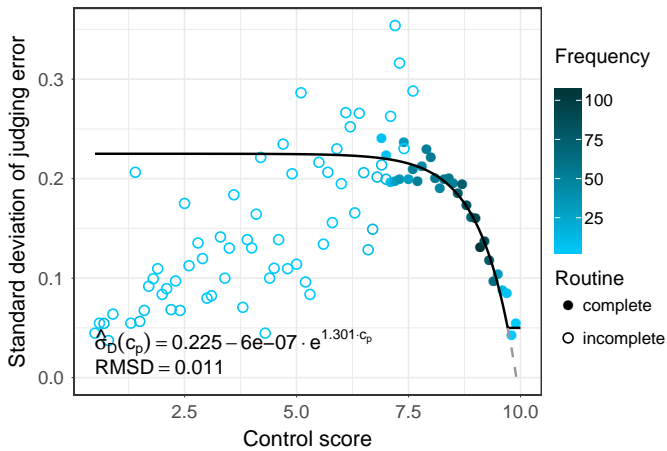


Figure 14: Standard deviation of judging error versus control score in trampoline. The rings indicate aborted routines. Data from synchronized trampoline is removed.

concave parabola. This, however, decreases the accuracy of the regression for the best performances, which is undesirable.

Trampoline exhibits the largest differences between apparatus: tumbling is much more difficult to judge than individual trampoline, which in turn is much more difficult to judge than double mini-trampoline. The boxplots per trampoline apparatus in Figure 15 clearly illustrate this (the acronyms are defined in Table IV). NEW-JEP thus uses a different regression equation per apparatus. Finally, note that Figure 14 excludes data from synchronized trampoline because its judging panels are partitioned in two halves, each monitoring a different gymnast. The subpanels (two judges each) are too small to derive accurate control scores, and for this reason NEW-JEP does not currently support synchronized trampoline.

IV. OUTLIER DETECTION

The old iteration of JEP included a rudimentary tool that flagged judges suspected of national bias. In NEW-JEP, we use the marking score to signal (performance, judge) outlier pairs, that is, judging marks that are unreasonably high or

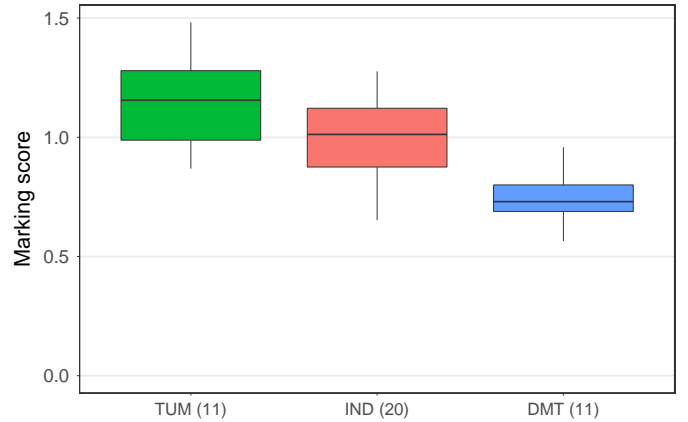


Figure 15: Distribution of the overall marking scores per trampoline apparatus using one overall formula. The acronyms are defined in Table IV, and the numbers between brackets are the number of judges per apparatus in the dataset.

unreasonably low, with an increased emphasis on outliers from the same nationality. These suspicious evaluations usually lead to video reviews of the relevant routines post-competition, and in egregious circumstances may result in sanctions by the FIG Disciplinary Commission.

Figure 16, like Figure 1, shows the judging errors for artistic gymnastics judges. Differences of more than two standard deviations ($2 \cdot \hat{\sigma}_d(c_p)$) away from the control score are marked in red⁷. The problem with this approach is that a bad judge has a lot of outliers, and a great judge none. This is not what the FIG wants, because an erratic judge can be unbiased and a precise judge can be biased and dishonest.

Instead of using the same standard deviation for all the judges, we scale the standard deviation by the overall marking score of each judge, and flag the judging scores that satisfy

$$|e_{p,j}| > \max(2 \cdot \hat{\sigma}_d(c_p) \cdot M_j, 0.1). \quad (4)$$

We use $\max(\cdot, 0.1)$ to ensure that a difference of 0.1 from the control score is never an outlier. The results are shown in Figure 17. Eq. (4) flags $\approx 5\%$ of the marks, which is slightly more than what would be expected for a normal distribution. The advantage of the chosen approach is that it compares each judge to herself/himself, that is, it is more stringent for precise judges than for erratic judges.

The disadvantage of the chosen approach is that one might think that a judge without outliers is good, which is false. The marking score and outlier detection work in tandem: a judge with a bad marking score is erratic, thus bad no matter how many outliers it has. The FIG can have a close look at outliers, even for precise judges with good marking scores. Note that we present a comprehensive analysis of national bias in gymnastics in the second article of this series [24].

V. RANKING SCORE

The ranking of the gymnasts is determined by their scores, which are themselves aggregated from the marks given by

⁷We use a different equation for $\hat{\sigma}_d(c_p)$ per apparatus.

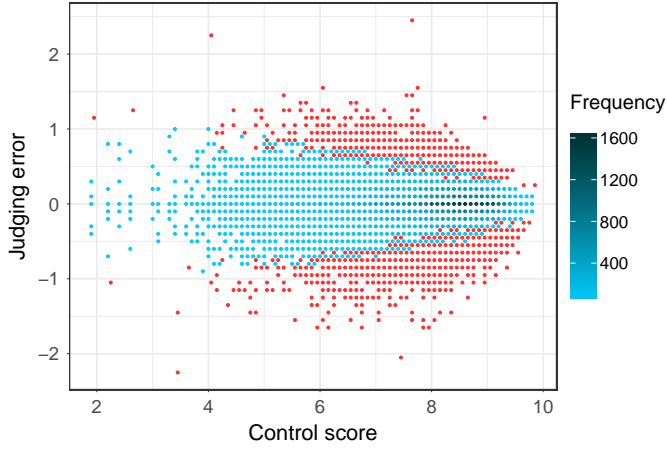


Figure 16: Distribution of the difference D_a between the judging score and the control score in artistic gymnastics. Dots in red are more than two standard deviations ($2 \cdot \sigma_d(c_a)$) away from the control score. To improve the visibility, we aggregate the points on a 0.1×0.1 grid and shift the outliers (red dots) by 0.05 on both axes.

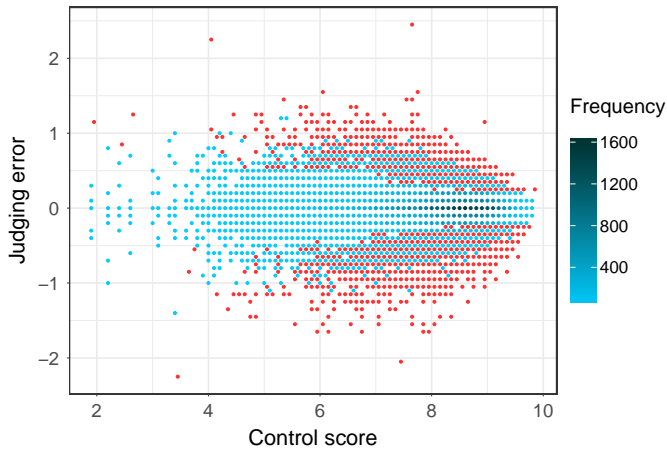


Figure 17: Distribution of the difference D_a between the judging score and the control score in artistic gymnastics. Dots in red are more than $2 \cdot \sigma_d(c_a) \cdot M_j$ away from the control score. To improve the visibility, we aggregate the points on a 0.1×0.1 grid and shift the outliers (red dots) by 0.05 on both axes.

the judges. The old iteration of JEP used a *ranking score* to evaluate to what extent judges ranked the best athletes in the right order. In a vacuum this makes sense: the FIG wants to select the most deserving gymnasts for the finals, and award the medals in the correct order. In this section we show that providing an objective assessment of the judges based on the order in which they rank the best athletes is problematic, and we recommended that the FIG stops using this approach.

Definition 5.1: Let $G = \{g_1, g_2, \dots, g_n\}$ be a set of n gymnasts. A *ranking* on G is a sequence $r = a_1 a_2 a_3 \dots a_n$, $a_i \neq a_j \forall i, j \in \{1, \dots, n\}$ of all the elements of X that defines a weak order on X . Alternatively, a ranking can be noted as $r = (r_{g_1}, r_{g_2}, r_{g_3}, \dots)$, where r_{g_1} is the rank of Gymnast g_1 , r_{g_2} is the rank of Gymnast g_2 , and so on.

Parameter set	w_i	δ_i	D_{ij}
1	1	1	1
2	1	1	$ c_i - c_j $
3	1	$\frac{1}{i}$	$ c_i - c_j $

Table V: Parameters of the ranking scores for our two series of simulations.

The mathematical comparison of rankings is closely related to the analysis of voting systems and has a long and rich history dating back to the work of Ramon Llull in the 13th century. Two popular metrics on the set of weak orders are Kendall's τ distance [29] and Spearman's footrule [30], both of which are within a constant fraction of each other [31]. In recent years, [23] generalized these two metrics by taking into account element weights, position weights, and element similarities. Their motivation was to find the ranking minimizing the distance to a set of search results from different search engines.

Definition 5.2: Let r be a ranking of n competitors. Let $w = (w_1, \dots, w_n)$ be a vector of element weights. Let $\delta = (\delta_1, \dots, \delta_n)$ be a vector of position swap costs where $\delta_1 \triangleq 1$ and δ_i is the cost of swapping elements at positions $i-1$ and i for $i \in \{2, 3, \dots, n\}$. Let $p_i = \sum_{j=1}^i \delta_j$ for $i \in \{1, 2, \dots, n\}$.

We define the mean cost of interchanging positions i and r_i by $\bar{p}(i) = \frac{p_i - p_{r_i}}{i - r_i}$. Finally, let $D : \{1, \dots, n\} \times \{1, \dots, n\}$ be a non-empty metric and interpret $D(i, j) = D_{ij}$ as the cost of swapping elements i and j . The generalized Kendall's τ distance [23] is

$$K^{I*} = K'_{w, \delta, D}(r) = \sum_{s>t} w_s w_t \bar{p}_s \bar{p}_t D_{st} [r_s < r_t]. \quad (5)$$

Note that K^{I*} is the distance between r and the identity ranking $id = (1, 2, 3, \dots)$. To calculate the distance between two rankings r^1 and r^2 , we calculate $K'(r^1, r^2) = K'_{w, \delta, D}(r^1 \circ (r^2)^{-1})$, where $(r^2)^{-1}$ is the right inverse of r^2 .

These generalizations are natural for evaluating gymnastics judges: swapping the gold and silver medalists should be evaluated more harshly than inverting the ninth and tenth best gymnasts, but swapping the gold and silver medalists when their marks are 9.7 and 9.6 should be evaluated more leniently than if their marks are 9.7 and 8.7.

To test the relevance of ranking scores as a measurement of judging performance, we ran several simulations to compare them to our marking score. As an example for this article, we use the men's floor exercise finals at the 2016 Rio Olympic Games. We first calculate the control scores c_1, c_2, \dots, c_8 of the eight finalists from the marks given by the seven execution judges (five panel judges and two reference judges). We then simulate the performance of 1000 average judges $j \in \{1, 2, \dots, 1000\}$ by randomly creating, for each of them, eight marks $s_{1,j}, s_{2,j}, \dots, s_{8,j}$ for the eight finalists using a normal distribution with mean c_p and standard deviation $\hat{\sigma}_d(c_p)$ for $p \in \{1, 2, \dots, 8\}$. We then calculate, for each judge, the marking score as well as three ranking scores based on Eq. (5) with the three different sets of parameters from Table V.

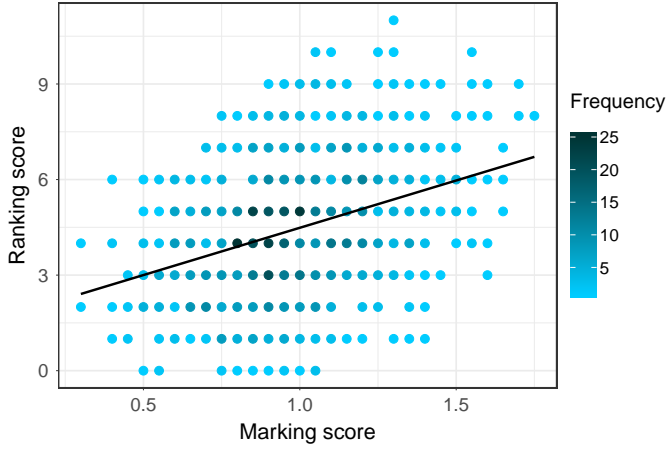


Figure 18: Ranking score vs marking score for 1000 synthetic average judges and the first set of ranking score parameters from Table V. We aggregate the points on the x-axis to improve visibility.

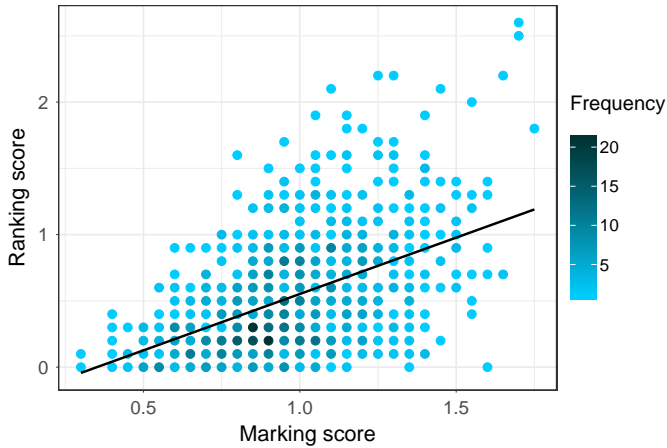


Figure 19: Ranking score vs marking score for 1000 synthetic average judges and the second set of ranking score parameters from Table V. We aggregate the points to improve visibility.

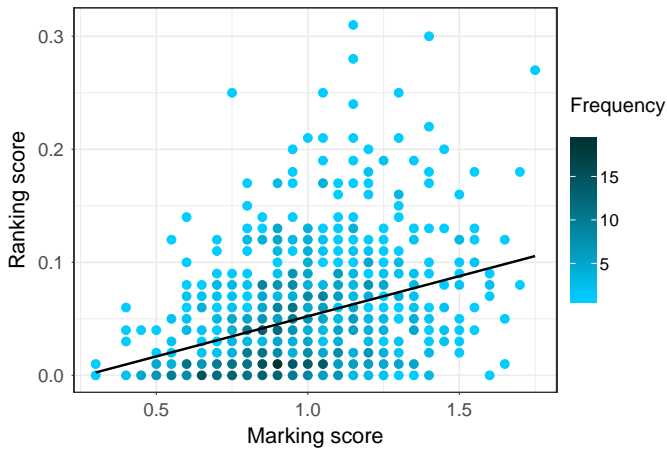


Figure 20: Ranking score vs marking score for 1000 synthetic average judges and the third set of ranking score parameters from Table V. We aggregate the points to improve visibility.

Figures 18, 19 and 20 show the ranking score with respect to the marking score of the 1000 judges for the three parameter sets. The figures illustrate that the correlation between the ranking score and the marking score varies widely depending on the chosen parameters.

The parameters used in Figure 18 are those of the original version of Kendall's τ distance [29]. This simply counts the number of bubble sort swaps required to transform one ranking into the other; swapping the first and second gymnasts separated by 0.1 point is equivalent to swapping the seventh and eighth gymnasts separated by 1.0 point. In Figure 19, the element swap costs vary ($D_{ij} = |c_i - c_j|$). This decreases the penalty of swaps as the marks get closer to each other; in particular, swapping two gymnasts with the same control score $c_i = c_j$ incurs no penalty. This increases the correlation between the marking score and the ranking score, and both, to some extent, measure the same thing. In Figure 20, we also vary the position swap costs ($\delta_i = \frac{1}{i}$). This increases the importance of having the correct order as we move towards the gold medalist. The correlation between the marking score and the ranking score decreases, thus we penalize good but unlucky judges that make mistakes at the wrong place, and reward erratic but lucky judges.

It is unclear how to parametrize the ranking score; it is either redundant with the marking score, or too uncorrelated to be of any practical value. The marking score already achieves our objectives. It is based on the theoretical performances of the gymnasts and reflects bias and cheating, as this involves changing the marks up or down for some of the performances. Furthermore, the FIG insists that a theoretical judge who ranks all the gymnasts in the correct order but is either always too generous or too strict is not a good judge because he/she does not apply the Codes of Points properly. From these observations, we decided to build NEW-JEP without a ranking score.

VI. OBSERVATIONS, DISCOVERIES AND RECOMMENDATIONS

During the course of this work we made interesting and sometimes surprising observations and discoveries that led to recommendations to the FIG. We summarize our observations about reference judges in Section VI-A and judging gender discrepancies in Section VI-B.

A. Reference judges

All the gymnastic disciplines except trampoline have reference judges. In artistic and rhythmic gymnastics⁸, the execution score is first calculated with the trimmed mean of the middle three of out five execution panel judges. This score is then compared to the reference score consisting of the mean score of the two reference judges. If the gap between the execution panel score and the reference score exceeds a predefined tolerance, and if the difference between the marks of both reference judges is below another threshold, then the

⁸Acrobatic and aerobic gymnastics have a similar process for execution and artistic judges.

final score of the gymnast is the mean of the execution panel and reference scores. This makes reference judges dangerously powerful.

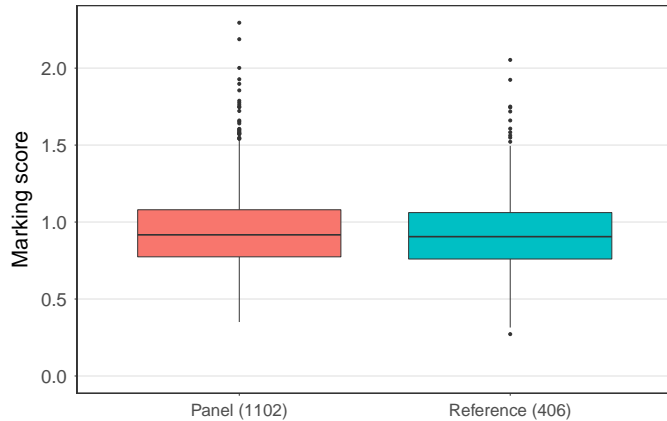


Figure 21: Distribution of marking scores for Artistic Gymnastics execution panel and reference judges.

At each competition, execution judges are randomly selected from a set of accredited judges submitted by the national federations. In contrast, reference judges are hand-picked by the FIG, and the additional power granted to them is based on the assumption that execution judges are sometimes incompetent or biased. To test this assumption, we compared the marking scores of the execution panel and reference judges. The results for artistic gymnastics are shown in Figure 21⁹. Although this is obvious by inspection, a two-sided Welch’s t -test returned a p -value of 0.18 and we could not reject the null-hypothesis that both means are equal.

We ran similar tests for the other gymnastics disciplines, and in all instances reference judges are either statistically indistinguishable from the execution panel judges, or worse. Having additional judges selected by the FIG is an excellent idea because it increases the size of the panels, thus making them more robust. However, we strongly recommended that the FIG does not grant more power to reference judges. They are not better, and the small size of the reference panels further increases the likelihood that the errors they make have greater consequences. The FIG Technical Coordinator has recently proposed the adoption of our recommendation.

B. Gender discrepancies: women are more accurate judges than men

In artistic gymnastics, men apparatus are almost exclusively evaluated by men judges and women apparatus are almost exclusively evaluated by women judges. Figure 8, besides showing the differences between apparatus, also shows that the marking scores for women apparatus are lower than those of men apparatus. Figure 23 formalizes this observation by

⁹In Figure 21, judges have at least one marking score per apparatus for which they evaluated gymnasts. A judge has two marking scores on a single apparatus when appearing on the regular execution panel and on the reference panel for different events.

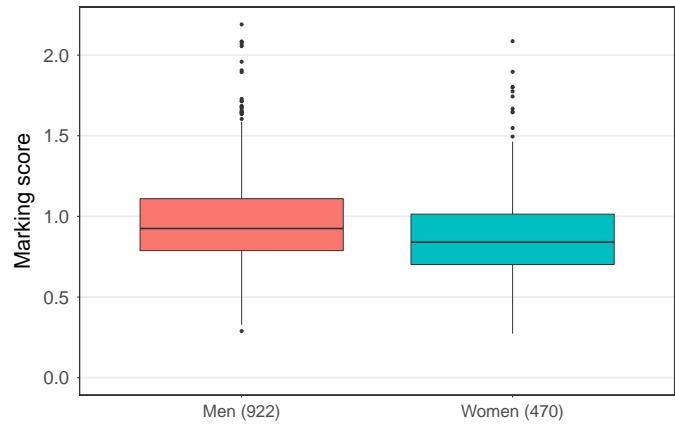


Figure 22: Distribution of marking scores per gender in artistic gymnastics.

directly comparing the marking scores of men and women judges in artistic gymnastics¹⁰.

The average woman evaluation is $\approx 15\%$ better than the average man evaluation. More formally, we ran a one-sided Welch’s t -test with the null-hypothesis that the mean of the marking scores of men is smaller than or equal to the mean marking score of women. We obtained a p -value of 10^{-15} at the 95% confidence level, thus leading to the rejection of the null-hypothesis.

Two hypotheses can explain this difference in artistic gymnastics: women gymnasts are easier to evaluate than men, and/or women judges are better than men. The FIG originally thought that the women Codes of Points were more difficult to apply, which does not seem to be the case from the analysis. Furthermore, we can observe from Figure 8 that judges for women’s vault are better than judges for men’s vault, and that judges for women’s floor exercise are better than judges for men’s floor exercise. This can hardly be explained by the differences in the Codes of Points or the intrinsic nature of the apparatus.

A more probable important cause is that in artistic gymnastics, men routines include ten elements, whereas women routines include eight elements. Furthermore, the formation and accreditation process is different for men and women judges. Men, who must judge six apparatus, receive less training than women, who must only judge four. Some men judges also have a (maybe unjustified) reputation of *laissez-faire*, which contrasts with the precision required from women judges.

In order to obtain more insight, we compared women and men judges in trampoline, which has mixed judging panels as well as the same accreditation process and apparatus per gender. The difference between gender observed in artistic gymnastics is less pronounced but remains in trampoline: women are more accurate judges than men.

We suspect that an important contributor of this judging gender discrepancy in gymnastics is the larger pool of women

¹⁰In Figure 23, judges have one marking score per apparatus for which they evaluated gymnasts.

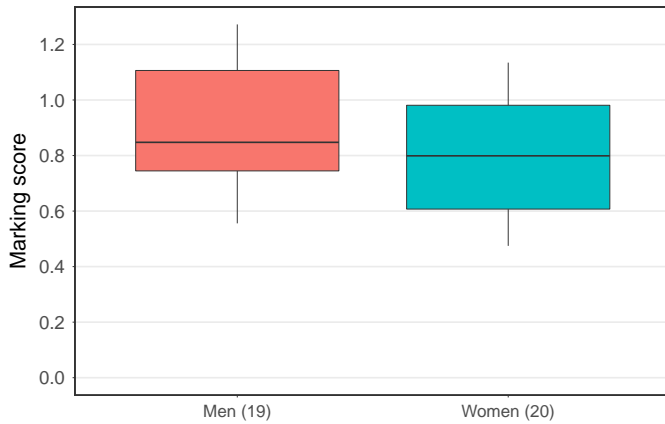


Figure 23: Distribution of marking scores per gender in trampolining.

practicing the sport, which increases the likelihood of having more good women judges at the top of the pyramid since nearly all judges are former gymnasts from different levels. As an illustration, a 2007 Survey from USA Gymnastics reported four times more women gymnasts than men gymnasts in the USA [32]. A 2004 report from the ministère de la Jeunesse, des Sports et de la Vie Associative reported a similar ratio in France [33]. Accurate information on participation per gender is difficult to come by, but fragmentary results indicate a similar participation gender imbalance in trampolining [34].

On a different note, we did not observe any mixed-gender bias in trampolining, i.e., judges are not biased in favor of same-gender athletes. This in opposition to other sports such as handball where gender bias by referees led to transgressive behaviors [35].

In light of our gender analysis, we recommended that the FIG and its technical committees thoroughly review their processes to select, train and evaluate men judges in artistic gymnastics and trampolining. The marking score implemented in NEW-JEP will provide valuable help in this task.

VII. CONCLUSIONS AND LIMITATIONS

We put the evaluation of international gymnastics judges on a strong mathematical footing using robust yet simple tools. This has led to a better assessment of current judges, and will improve judging in the future. It is clear that there are significant differences between the best and the worst judges; this in itself is not surprising, but we can now quantify this much more precisely than in the past.

Our main contribution is a marking score that evaluates the accuracy of the marks given by judges. The marking score can be used across disciplines, apparatus and competitions. Its calculation is based on the sample standard deviation, estimated from prior data, of the difference between the marks given by judges and the theoretical control scores of the gymnasts. It can and should be calibrated at the beginning of every Olympic cycle with data from the previous cycle. The FIG can use the marking score to assign the best judges to the most important competitions. The marking score is also the central piece of

our outlier detection technique highlighting evaluations far above or below what is expected from each judge. The marking score and outlier detection work in tandem: the more accurate a judge is in the long-term, the harder it is for that judge to cheat without being caught due to a low outlier threshold detection.

The FIG classifies international gymnastics judges in four categories: Category 1, 2, 3 and 4. Only judges with a Category 1 brevet can be assigned to major international competitions. The classification is based on theoretical and practical examinations, with increasingly stringent thresholds for the higher categories. As an example, in men’s artistic gymnastics [36] the theoretical examination for the execution component consists in the evaluation of 30 routines, 5 per apparatus. NEW-JEP tracks judges longitudinally in real conditions over thousands of evaluations and as such is much more accurate than the FIG examinations. Our dataset is dominated by Category 1 judges, and even at that level NEW-JEP shows significant differences among judges.

A. Marking score limitations

The first limitation of the marking score is that judges are compared with each other and not based on their objective performance. An apparatus with only outstanding judges will trivially have half of them with a marking score below the median, and the same is true of an apparatus with only atrocious judges. From discussions with the FIG, no apparatus or discipline has the luxury of having only outstanding judges. We therefore proposed our qualitative thresholds based on the fact that most judges are good, and a reward-based approach for the very best ones.

The second limitation of the marking score is its dependence on accurate control scores. While it is appropriate to rely on the median to train the model and assess the long-term accuracy of judges when more accurate control scores are unavailable, relying on the median for a single performance or a small event such as an Olympic final can be misleading. A high marking score for a specific performance is not necessarily an indicator of a judging error but can also mean that the judge is accurate but out of consensus. The FIG typically relies on observers like outside panels and superior juries to obtain quick feedback during competitions. We do not report detailed results here, but our analysis shows that like for reference judges, these observers are in the aggregate equal or worse than regular panel judges, and giving them additional power is dangerous. Discrepancies between this outside panel and the regular panel should be viewed with circumspection. The best the FIG can do in this circumstance is to add these outside marks to the regular panel to increase its robustness until a more accurate control score is available post-competition.

The Technical Committee (TC) of each discipline calculates control scores post-competition using video reviews. Each TC uses a different number of members, ranging from two to seven, to evaluate each performance. Furthermore, each TC uses a different aggregation technique: sometimes members verbally agree on a score and other times they take the

average. Even with video review, the FIG cannot guarantee the accuracy and unbiasedness of the TC members. We therefore suggested clear guidelines for the calculation of the control scores post-competition to make them as robust as possible. This is paramount to guarantee the accuracy of JEP on a per routine and per competition basis.

ACKNOWLEDGMENTS

This work is the result of fruitful interactions and discussions with the other project partners. We would like to thank Nicolas Buompane, Steve Butcher, Les Fairbrother, André Gueisbuhler, Sylvie Martinet and Rui Vinagre from the FIG, Benoit Cosandier, Jose Morato, Christophe Pittet, Pascal Rossier and Fabien Voumard from Longines, and Pascal Felber, Christopher Klahn, Rolf Klappert and Claudia Nash from the Université de Neuchâtel. This work was partly funded by Longines. A preliminary version of this work was presented at the 2017 MIT Sloan Sports Analytics Conference.

REFERENCES

- [1] D. M. Landers, "A review of research on gymnastic judging," *Journal of Health, Physical Education, Recreation*, vol. 41, no. 7, pp. 85–88, 1970.
- [2] M. Bar-Eli, H. Plessner, and M. Raab, *Judgement, decision making and success in sport*. Wiley-Blackwell, 2011.
- [3] C. J. Ansoorge and J. K. Scheer, "International bias detected in judging gymnastic competition at the 1984 Olympic Games," *Research Quarterly for Exercise and Sport*, vol. 59, no. 2, pp. 103–107, 1988.
- [4] R. Popović, "International bias detected in judging rhythmic gymnastics competition at Sydney-2000 Olympic Games," *Facta universitatis-series: Physical Education and Sport*, vol. 1, no. 7, pp. 1–13, 2000.
- [5] B. Campbell and J. W. Galbraith, "Nonparametric tests of the unbiasedness of Olympic figure-skating judgments," *The Statistician*, pp. 521–526, 1996.
- [6] E. Zitzewitz, "Nationalism in winter sports judging and its lessons for organizational decision making," *Journal of Economics & Management Strategy*, vol. 15, no. 1, pp. 67–99, 2006.
- [7] T. D. Myers, N. J. Balmer, A. M. Nevill, and Y. Al Nakeeb, "Evidence of nationalistic bias in MuayThai," *Journal of sports science & medicine*, vol. 5, no. CSSI, p. 21, 2006.
- [8] J. W. Emerson, M. Seltzer, and D. Lin, "Assessing judging bias: An example from the 2000 Olympic Games," *The American Statistician*, vol. 63, no. 2, pp. 124–131, 2009.
- [9] A. Sandberg, "Competing identities: A field study of in-group bias among professional evaluators," 2017, *The Economic Journal*.
- [10] H. Plessner, "Expectation biases in gymnastics judging," *Journal of Sport and Exercise Psychology*, vol. 21, pp. 131–144, 1999.
- [11] F. Boen, K. van Hoye, Y. V. Auweele, J. Feys, and T. Smits, "Open feedback in gymnastic judging causes conformity bias based on informational influencing," *Journal of Sports Sciences*, vol. 26, no. 6, pp. 621–628, 2008.
- [12] L. Damisch, T. Mussweiler, and H. Plessner, "Olympic medals as fruits of comparison? Assimilation and contrast in sequential performance judgments," *Journal of Experimental Psychology: Applied*, vol. 12, no. 3, pp. 166–178, 2006.
- [13] H. Plessner and E. Schallies, "Judging the cross on rings: A matter of achieving shape constancy," *Applied Cognitive Psychology*, vol. 19, pp. 1145–1156, 2005.
- [14] L. C. Findlay and D. M. Ste-Marie, "A reputation bias in figure skating judging," *Journal of Sport & Exercise Psychology*, vol. 26, pp. 154–166, 2004.
- [15] J. Price and J. Wolfers, "Racial discrimination among NBA referees," *The Quarterly Journal of Economics*, pp. 1859–1887, 2010.
- [16] D. G. Pope, J. Price, and J. Wolfers, "Awareness reduces racial bias," *Management Science*, 2018. [Online]. Available: <https://doi.org/10.1287/mnsc.2017.2901>
- [17] L. F. Zwart, "Judging and evaluation of competitive apparatus or gymnastic exercises," *The Journal of Health and Physical Education*, vol. 6, no. 1, pp. 23–49, 1935.
- [18] D. M. Ste-Marie, "Expert–novice differences in gymnastic judging: An information-processing perspective," *Applied Cognitive Psychology*, vol. 13, no. 3, pp. 269–281, 1999.
- [19] —, "Expertise in women's gymnastic judging: An observational approach," *Perceptual and Motor Skills*, vol. 90, pp. 543–546, 2000.
- [20] A. Pizzera, "Gymnastic judges benefit from their own motor experience as gymnasts," *Research Quarterly for Exercise and Sport*, vol. 83, no. 4, pp. 603–607, 2012.
- [21] K. Flessas, D. Mylonas, G. Panagiotaropoulou, D. Tsopani, A. Korda, C. Siettos, A. D. Cagno, I. Evdokimidis, and N. Smyrnis, "Judging the judges' performance in rhythmic gymnastics," *Medicine & Science in Sports & Exercise*, vol. 47, no. 3, pp. 640–648, 2015.
- [22] A. Pizzera, C. Möller, and H. Plessner, "Gaze behavior of gymnastics judges: Where do experienced judges and gymnasts look while judging?" *Research Quarterly for Exercise and Sport*, pp. 1–8, 2018.
- [23] R. Kumar and S. Vassilvitskii, "Generalized distances between rankings," in *Proceedings of the 19th International Conference on World Wide Web*, ser. WWW '10, 2010, pp. 571–580.
- [24] S. Heiniger and H. Mercier, "National bias of international gymnastics judges during the 2013–2016 Olympic cycle," 2018, submitted. Preprint available upon request.
- [25] —, "Judging the judges: A general framework for evaluating the performance of international sports judges," 2018, submitted. Preprint available upon request.
- [26] M. Bučar, I. Čuk, J. Pajek, I. Karacsony, and B. Leskošek, "Reliability and validity of judging in women's artistic gymnastics at University Games 2009," *European Journal of Sport Science*, vol. 12, no. 3, pp. 207–215, 2012.
- [27] A. Atikovic, S. Kalinski, S. Bijelić, and N. Avdibašić Vukadinović, "Analysis results judging World Championships in men's artistic gymnastics in the London 2009 year," vol. 7, no. 2, 2011.
- [28] M. Bučar Pajek, I. Čuk, J. Pajek, M. Kovač, and B. Leskošek, "Is the quality of judging in women artistic gymnastics equivalent at major competitions of different levels?" *Journal of human kinetics*, vol. 37, no. 1, pp. 173–181, 2013.
- [29] M. G. Kendall, "A new measure of rank correlation," *Biometrika*, vol. 30, no. 1/2, pp. 81–93, 1938.
- [30] C. Spearman, "The proof and measurement of association between two things," *The American Journal of Psychology*, vol. 15, no. 1, pp. 72–101, 1904.
- [31] P. Diaconis and R. L. Graham, "Spearman's footrule as a measure of disarray," *Journal of the Royal Statistical Society*, vol. 39, no. 2, pp. 262–268, 1977.
- [32] "Diversity study. USA Gymnastics member club online newsletter," <https://usagym.org/pages/memclub/news/winter07/diversity.pdf>, Winter 2008.
- [33] "Stat – info. Bulletin de la Mission statistique du ministère de la Jeunesse, des Sports et de la Vie Associative," <http://www.sports.gouv.fr/IMG/archives/pdf/statinfo04-07.pdf>, November 2004.
- [34] M.-R. G. Silva, R. Santos-Rocha, P. Barata, and F. Saavedra, "Gender inequalities in Portuguese gymnasts between 2012 and 2016," *Science of Gymnastics Journal*, vol. 9, no. 2, pp. 191–200, 2017.
- [35] N. Souchon, G. Coulomb-Cabagno, A. Traclet, and O. Rasclé, "Referees' decision making in handball and transgressive behaviors: Influence of stereotypes about gender of players?" *Sex Roles*, vol. 51, no. 7/8, pp. 445–453, 2004.
- [36] Fédération Internationale de Gymnastique (FIG), "2017-2020 FIG judges' rules. Specific rules for men's artistic gymnastics," 2016. [Online]. Available: <http://www.fig-gymnastics.com/site/rules/disciplines/art>