

Advanced iterative procedures for solving the implicit Colebrook equation for fluid flow friction

Pavel Praks^{1,2,*}, Dejan Brkić^{1,*}

¹European Commission, DG Joint Research Centre (JRC), Directorate C: Energy, Transport and Climate, Unit C3: Energy Security, Distribution and Markets, Via Enrico Fermi 2749, 21027 Ispra (VA), Italy

²IT4Innovations National Supercomputing Center, VŠB - Technical University Ostrava, 17. listopadu 2172/15, 708 00 Ostrava, Czech Republic

pavel.praks@ec.europa.eu (Pavel Praks) - ORCID id: <https://orcid.org/0000-0002-3913-7800>

dejanbrkic0611@gmail.com (Dejan Brkić) - ORCID id: <https://orcid.org/0000-0002-2502-0601>

*both authors contributed equally to this study

Abstract: Empirical Colebrook equation from 1939 is still accepted as an informal standard to calculate friction factor during the turbulent flow ($4000 < Re < 10^8$) through pipes from smooth with almost negligible relative roughness ($\epsilon/D \rightarrow 0$) to the very rough (up to $\epsilon/D = 0.05$) inner surface. The Colebrook equation contains flow friction factor λ in implicit logarithmic form where it is, aside of itself; λ , a function of the Reynolds number Re and the relative roughness of inner pipe surface ϵ/D ; $\lambda = f(\lambda, Re, \epsilon/D)$. To evaluate the error introduced by many available explicit approximations to the Colebrook equation, $\lambda \approx f(Re, \epsilon/D)$, it is necessary to determinate value of the friction factor λ from the Colebrook equation as accurate as possible. The most accurate way to achieve that is using some kind of iterative methods. Usually classical approach also known as simple fixed point method requires up to 8 iterations to achieve the high level of accuracy, but does not require derivatives of the Colebrook function as here presented accelerated Householder's approach (3rd order, 2nd order: Halley's and Schröder's method and 1st order: Newton-Raphson) which needs only 3 to 7 iteration and three-point iterative methods which needs only 1 to 4 iteration to achieve the same high level of accuracy. Strategies how to find derivatives of the Colebrook function in symbolic form, how to avoid use of the derivatives (Secant method) and how to choose optimal starting point for the iterative procedure are shown. Householder's approach to the Colebrook's equations expressed through the Lambert W-function is also analyzed. One approximation to the Colebrook equation based on the analysis from the paper with the error of no more than 0.0617% is shown.

Keywords: Colebrook equation; Colebrook-White; iterative methods; three-point methods; turbulent flow; hydraulic resistances; pipes; explicit approximations; Newton-Rapson; Household's methods

1. Introduction

To evaluate flow resistance in turbulent flow through pipes, from smooth to rough, the empirical Colebrook equation is in common use (1) {Colebrook 1939}:

$$\frac{1}{\sqrt{\lambda}} = \underbrace{-2 \cdot \log_{10} \left(\frac{2.51}{Re \cdot \sqrt{\lambda}} + \frac{\varepsilon}{3.7 \cdot D} \right)}_{\text{Colebrook}} \quad (1)$$

In the Colebrook equation λ represents Darcy flow friction factor, Re Reynolds number and ε/D relative roughness of inner pipe surfaces (all three quantities are dimensionless).

The experiment performed by Colebrook and White {Colebrook and White 1937} dealt with flow of air through one pipe (diameter $D=53.5\text{mm}$ and length $L=6\text{m}$) with six different roughness of inner surface of the pipe artificially simulated with various mixtures of two sizes of sand grain (0.035mm and 0.35mm diameter) to simulate conditions of inner pipe surface from almost smooth to very rough. The sand grains were fixed using a sort of bituminous adhesive waterproof insulating compound to form five types of relatively uniform roughness of inner pipe surfaces while the sixth one was without sand, i.e. it was left smooth. The experiment revealed, contrary to the previous, that flow friction, λ does not have a sharp transition from the smooth to the fully rough law of turbulence. This evidence Colebrook {Colebrook 1939} later captured in the today famous and widely used empirical equation; Eq. (1).

The Colebrook function relates the unknown flow friction factor λ as function of itself, the Reynolds number Re and the relative roughness of inner pipe surface ε/D ; $\lambda=f(\lambda, Re, \varepsilon/D)$. It is valid for $4000 < Re < 10^8$ and for $0 < \varepsilon/D < 0.05$. The Colebrook equation is transcendent and thus cannot be solved in terms of elementary functions {Sonnad and Goudar 2007, Brkić 2011a, Mikata and Walczak 2016, Vatankhah 2018}. Although empirical, and therefore with questionable accuracy its precise solution is sometimes essential in order to repeat or to evaluate previous findings in a concise way {Schockling et al. 2007, Allen et al. 2007, Langelandsvik et al. 2008, Clamond 2009}.

Few approaches are available today for solving Colebrook equation:

(1) Graphical solution – Moody diagram: To represent the Colebrook equation graphically, Rouse in 1942 had developed appropriate diagram which Moody later adopted in 1944 in famous diagram widely used in the past in engineering practice {Moody 1944, LaViolette 2017}. The diagram was preferred because the Colebrook equation is implicitly given. Today, graphical solution has only value for educational purposes.

(2) Iterative solution of the Colebrook equation:

(2.a.) Simple fixed point iterative method. The simple fixed point iterative method {Brkić 2017a} is in common use for solving accurately the Colebrook equation (special case of the Colebrook equation for $Re \rightarrow \infty$ gives explicit form valid only for the fully turbulent flow in rough pipes {Schultz and Flack 2007, Herwig et al. 2008, Brkić 2012a, Brkić 2016a} but which can be used as initial starting point for all cases covered by the Colebrook equation $\lambda_0=f(\varepsilon/D) \rightarrow \text{Eq. (2)}$; now using the Colebrook equation new value can be calculated $\lambda_1=f(\lambda_0; Re; \varepsilon/D)$; starting from $i=1$,

the procedure $\lambda_{i+1}=f(\lambda_i; \text{Re}; \varepsilon/D)$; $i=i+1$ goes until $\lambda_i \approx \lambda_{i+1}$, where we set $\lambda_{i+1}-\lambda_i \leq 10^{-8}$). It usually reaches the satisfied accuracy after about 8 iterations.

(2.b.) Householder's iterative methods. On the other hand, Newton's method (also known as the Newton-Raphson method {Cajori 1911, Ypma 1995, Abbasbandy 2003}) needs only 3 to 7 iterations to reach the same level of accuracy. A shortcoming of Newton's method is that it additionally requires the first derivative of the Colebrook's function (here we show analytical form of the first derivative including the symbolic form generated in MATLAB {Shampine 2007}). Also knowing that the Newton-Raphson method is 1st order of Householder's method {Householder 1970, Griffiths and Smith 2006}, we analyze 2nd order which is known as Halley's {Halley 1694} and Schröder's {Schröder 1870, Petković et al. 2010} method, and also 3rd order. The 3rd order methods use the third, the second and the first derivative, 2nd order the second and the first while 1st order use only the first derivative. Today, all mentioned types of iterative solutions can easily be implemented in software codes and they has been accepted as the most accurate way for solving the Colebrook equation and hence they are preferred compared to the graphical solution.

(2.c.) Three-point iterative methods. Three-point iterative methods needs only 1 iteration in three points x_0 , y_0 and z_0 (three internal iterations) to achieve high level of accuracy {Džunić et al. 2011, Petković et al. 2014, Sharma and Arora 2016,}. x_0 is initial starting point, y_0 is auxiliary step, while z_0 is the solution. Three-point methods are very accurate and can reach high accuracy some cases even after 1 to 2 iterations. Also slightly less accurate two-point methods exist.

(3) Approximations of the Colebrook equation: Colebrook's equation can be expressed in explicit form only in an approximate way; $\lambda \approx f(\text{Re}, \varepsilon/D)$ {Gregory and Fogarasi 1985, Zigrang and Sylvester 1985, Giustolisi et al. 2011, Genić et al. 2011, Brkić 2011b, Brkić 2012b, Winning and Coole 2013, Brkić and Čojbašić 2017}. Numerous explicit approximations to the Colebrook equation are available in literature {Gregory and Fogarasi 1985, Zigrang and Sylvester 1985, Brkić 2011b, Genić et al. 2011, Brkić 2012b, Winning and Coole 2013, Brkić and Čojbašić 2017}. Iterative solution as the most accurate method is used for evaluation of accuracy of such approximations. Also, based on our findings, we provide an approximation; Eq. (28) with the error of no more than 0.69% and 0.0617%. The Colebrook equation also can be approximately simulated using Artificial Neural Networks {Özger and Yıldırım 2009, Brkić and Čojbašić 2016, Bardestani et al. 2017}.

(4) Lambert W-function: Until now only one known way to express the Colebrook equation exactly in explicit way is through the Lambert W-function; $\lambda=W(\text{Re}, \varepsilon/D)$ {Keady 1998, Clamond 2009, Brkić 2011a, Brkić 2012c}, where further evaluation of the Lambert W-function can be only approximate {Corless et al. 1996, Boyd 1998, Barry et al. 2000, Hayes 2005, Mező and Baricz 2017}. Here we show procedure how to solve the Lambert W-function using Householder's iterative procedure (2nd order: Halley's method and 1st order: Newton-Raphson). Also approach with the shifted Lambert W-function in term of the Wright Ω -function exist {Rollmann and Spindler 2015, Biberg 2017}.

In this paper, we show Householder's iterative procedures (3rd order, 2nd order: Halley's {Scavo and Thoo 1995} and Schröder's method and 1st order: Newton-Raphson) and one example of the three-point methods with additional recommendations in order to solve the empirical Colebrook equation which is implicitly given in respect to flow friction factor λ . The goal of this paper is to show improved iterative solutions that can obtain value of the unknown friction factor λ accurately after the least possible number of iterations. Additionally we developed a strategy how to choose the best starting point {Kornerup and Muller 2006} for the iterative procedure in the domain of interest of the Colebrook equation, how to generate required symbolic derivatives to the Colebrook equation in MATLAB and how to avoid use of derivatives (Secant method). Finally, we use findings from our paper to present a novel explicit approximation of the Colebrook equation, which would be interesting for engineering practice. We also present distribution of the relative error in respect of the presented approximation over the applicability domain of the Colebrook equation.

To evaluate efficiency of the presented methods unknown flow friction factor λ is calculated for two pairs of the Reynolds number Re and relative roughness of inner pipe surfaces ϵ/D ; 1) $\{Re=5 \cdot 10^6, \epsilon/D=2.5 \cdot 10^{-5}\} \rightarrow \lambda=0.010279663295529$, and 2) $\{Re=3 \cdot 10^4, \epsilon/D=9 \cdot 10^{-3}\} \rightarrow \lambda=0.038630738574792$.

2. Initial estimate of starting point for the iterative procedures

The starting point is a significant factor in convergence speed in three-point and Householder's method {Kornerup and Muller 2006} and there are different methods to choose a good start but here we examine 1) Starting point as function of input parameters, and 2) Initial starting point with the fixed value.

One of the essential issues in every iterative procedure is to choose good starting point {Moursund 1967, Taylor 1970}. Here we try to find the fixed starting point (initial value of the flow friction factor λ_0 or the related transmission factor $x_0 = \frac{1}{\sqrt{\lambda_0}}$) valid for all cases from the practical domains of applicability of the Colebrook equation which is; Reynolds number Re ; $4000 < Re < 10^8$ and the relative roughness ϵ/D ; $0 < \epsilon/D < 0.05$. In the cases when this approach does not work efficiently we show how to choose the starting value in function of the Reynolds number Re and the relative roughness ϵ/D , i.e. using some kind of rough approximation to the Colebrook equation which can be relatively inaccurate but simply and which put the initial value reasonable close to the final and accurate solution. This initial guess then need to be plugged into the shown numerical methods and iterated recursively few times (usually two or three times) to converge upon the final solution. In any case, a sample of size 65536 was considered for analysis of iteration methods. The input sample was generated according to the uniform density function of each input variable. The low-discrepancy Sobol sequences were employed {Sobol et al. 1992}. These so called quasirandom sequences have useful properties. In contrary to random numbers, quasirandom numbers covers the space more quickly and evenly. Thus, they leave very few holes.

The Colebrook equation also can be expressed in term of the Lambert W-function analytically; $\lambda=f(\lambda, Re, \epsilon/D) \rightarrow \lambda=W(Re, \epsilon/D)$ {Keady 1998, Sonnad and Goudar 2004, Brkić 2012c}. The Lambert W-function

further can be evaluated only approximately through Householder's iterative procedures which also require the appropriate initial starting point. The analysis of this initial starting point has wider applicability, because the Lambert W-function has extensive use in many branches of physics and technology {Valluri et al. 2000, Hosseini et al. 2014}.

2.1. Starting point as function of input parameters

2.1.1. Starting point as function of the relative roughness ϵ/D (when $Re \rightarrow \infty$)

Special case of the Colebrook equation when $Re \rightarrow \infty$ physically means that the flow friction factor λ in that case depends only on ϵ/D ; for $Re \rightarrow \infty$, $\lambda = f(\epsilon/D)$, i.e. the flow friction factor λ is not implicitly given {Brkić 2016a}. In that way starting point can be calculated using explicit equation which has only one variable; $\lambda_0 = f(\epsilon/D)$; Eq. (2). The results obtained in that way are accurate only for the case $Re \rightarrow \infty$ but for the smaller values of Re which corresponds to the smooth turbulent flow the error can go up to 80% {Brkić 2011c, Brkić 2012a}. Anyway, in that way calculated value can be efficiently used as initial starting guess for iterative procedure for the whole domain of applicability of the Colebrook equation.

$$x_0 = \frac{1}{\sqrt{\lambda_0}} = \underbrace{-2 \cdot \log_{10} \left(\frac{\epsilon}{3.7 \cdot D} \right)}_{\text{rough part of Colebrook}} \quad (2)$$

The initial starting point obtained using the previous equation is referred as “traditional”, it introduces the maximal relative error of 80% over the domain of applicability of the Colebrook equation where the error can be neglected in case of fully developed turbulent flow through the pipes with very rough inner surface. To reach accuracy of $\lambda_{i+1} - \lambda_i \leq 10^{-8}$ usually 6 steps are enough regarding the Newton-Raphson method (Figure 1).

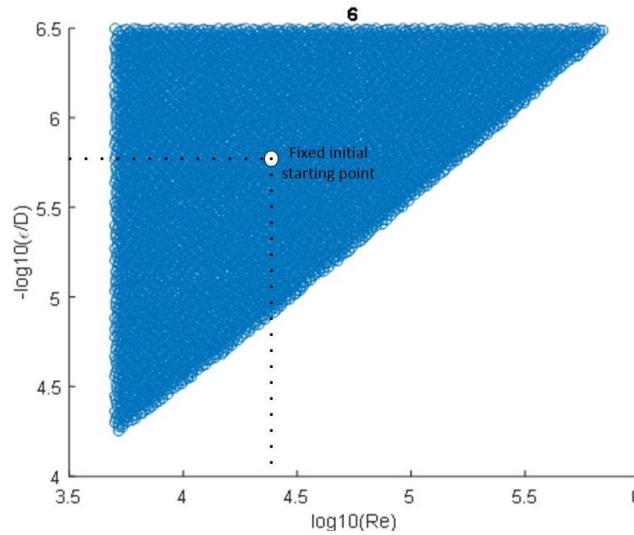


Figure 1. “Slow area” which requires 6 iterations to reach accuracy of 10^{-8} regarding the “traditional” option for the starting point calculated through Eq. (2), for solving Colebrook's equation in Newton's procedure when calculation goes through the transmission factor x

2.1.2 Starting point obtained using approximations to the Colebrook equation

Every approximation to the Colebrook equation; $\lambda \approx f(\text{Re}, \varepsilon/D)$ can be used to put initial starting point as close as possible near the final accurate solution {Brkić 2011b}. For example, using one of the approximation with the error of up to 10% for calculation of initial starting point $x_0 = \frac{1}{\sqrt{\lambda}}$, the final accurate value of the flow friction factor λ is reached in the worst case scenario after 3 iterations using Colebrook's equation and one of the procedures from Section 3.2. After 3 iterations, the whole practical domain of applicability of the Colebrook equation is covered with the difference between the two final iterations less than 10^{-8} ; $\lambda_{i+1} - \lambda_i \leq 10^{-8}$ (Figure 2). In average, the method requires 2.7 iterations in average for all cases with set precision (stopping criterion) very close to zero (about 10^{-8}) when calculation goes through the transmission factor x . The results from Figure 1 are from the 65536 pairs of the Reynolds number Re and the relative roughness ε/D over the domain of applicability of the Colebrook equation domain (values of the Reynolds number Re between 4000 and 10^8 and the relative roughness ε/D between 0 and 0.05, dividing them into 256 points each).

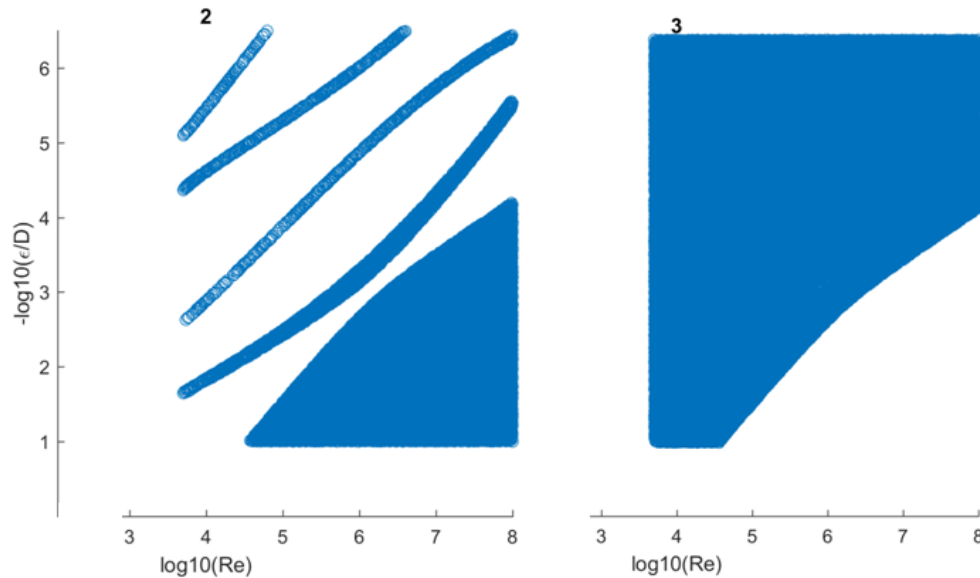


Figure 2. Area in which 2 iterations (left), and 3 iterations (right) are sufficient to calculate the flow friction factor λ with accuracy of 10^{-8} using Colebrook equation solved in Newton's procedure when calculation goes through the transmission factor x and using approximation with error of up to 10%

2.2 Fixed initial starting point

An idea from geometry to find “center of gravity” is used for the points for which the Newton-Raphson, Hallaey's, Schröder's and three-point methods converge slowly. If we put the initial starting point in this zone, the less number of iterations is required to reach the final solution {Brkić 2014}.

2.2.1 Fixed initial starting point for the Newton-Raphson method

The “center of gravity” for the “slow area” in which the Newton-Raphson method requires increased number of iterations is shown in Figure 1. The “center of gravity” has coordinates: $\log(\text{Re})=4.4322 \rightarrow \text{Re} \approx 27000$ and $-\log(\epsilon/D)=5.7311 \rightarrow \epsilon/D \approx 1.85 \cdot 10^{-6}$ for which the flow friction factor λ and the corresponding transmission factor $x = \frac{1}{\sqrt{\lambda}}$ can be calculated using any of the available methods. In that way calculated x , became the starting point x_0 for all combinations of the Reynolds number Re and the relative roughness ϵ/D in the domain of applicability of the Colebrook equation. With this new starting point x_0 the maximal required number of iterations is 4 (Figure 3), while before in the worst case was 6 (Figure 1) when the starting point x_0 was obtained through the “traditional formula” for this purpose; Eq. (2), all valid for the case when the flow friction factor λ is calculated with accuracy of $\lambda_{i+1} - \lambda_i \leq 10^{-8}$ using Colebrook equation solved in Newton’s procedure when calculation goes through the transmission factor x .

The physical interpretation of this “slow area” is in the fact that this area corresponds to the initial zone of turbulent flow through smooth pipes while Eq. (2) is accurate only for the fully developed turbulent flow through rough pipes. So, Eq. (2) can already obtain accurate solution in the case of fully developed turbulent flow through rough pipes even without the iterative process, where Eq. (2) introduces the relative error of almost 80% in the case of initial phases of turbulent flow through smooth pipes.

With the initial starting point fixed at the “centre of gravity” of the “slow area”, in the worst cases, maximum 4 iterations as shown in Figure 3 are enough for the required accuracy of 10^{-8} (before with the “traditional” version of initial value provided using Eq. (2) was 6 as indicated in Figure 1). The new fixed starting point is set as $\lambda_0=0.024069128765100981$, i.e. $x_0=6.44569593948452$. It corresponds to $\log(\text{Re})=4.4322 \rightarrow \text{Re} \approx 27000$ and $-\log(\epsilon/D)=5.7311 \rightarrow \epsilon/D \approx 1.85 \cdot 10^{-6}$.

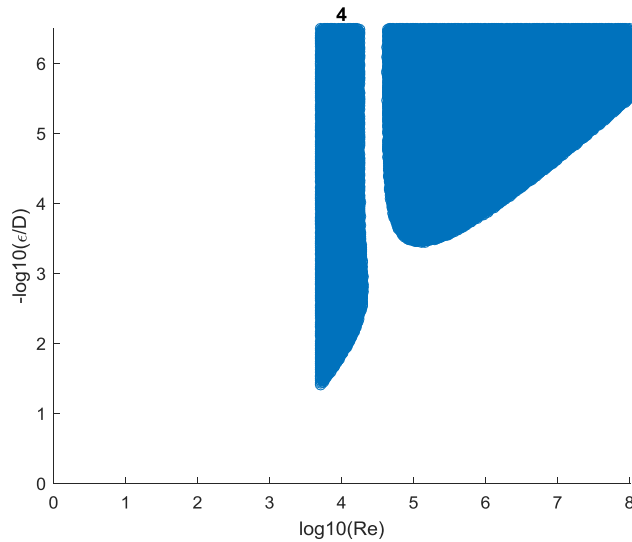


Figure 3. Decreased maximal number of required iterations from 6 to 4 to reach accuracy of 10^{-8} for solving Colebrook’s equation in Newton’s procedure when calculation goes through the transmission factor x where the initial starting point is with the fixed value: $x_0=6.44569593948452$

The new starting point $x_0=6.44569593948452$ is very robust and it seems to be an optimal starting point for all combinations when calculation goes through the transmission factor $x = \frac{1}{\sqrt{\lambda}}$ as explained in Section 3.2.

2.2.2 Fixed initial starting point for the Halley and Schröder method

Starting point for calculation through the Halley and Schröder method using Eq. (2) requires in the worst cases up to 4 iterations to reach the required accuracy (Figure 4). Compared with the Newton-Raphson method it is improvement of two iterations; up to 6 iterations required in Figure 1 and up to 4 iterations in Figure 4. The “worst-case” area for Halley and Schröder’s method that requires 4 iterations using starting point Eq. (2) has coordinates: $\{\log_{10}(\text{Re})=5.3108 \rightarrow \text{Re} \approx 204550; -\log_{10}(\epsilon/D)=4.9431 \rightarrow \epsilon/D \approx 1.14 \cdot 10^{-5}\} \rightarrow \lambda_0=0.015663210285978339$; i.e. $x_0=7.990256504$. This value is the new optimal initial starting point in the case of the Halley and Schröder method.

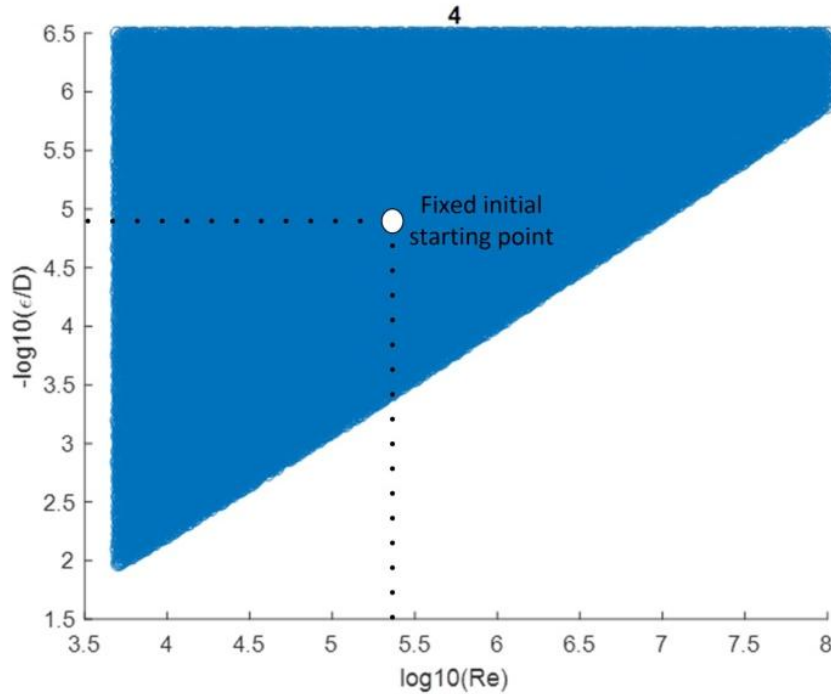


Figure 4. “Slow area” which requires 4 iterations to reach accuracy of 10^{-8} regarding the “traditional” option for the starting point calculated through Eq. (2), for solving Colebrook’s equation in Halley’s and Schröder’s procedure when calculation goes through the transmission factor x

With the new initial starting point $x_0=7.990256504$, three iterations are required at maximum to reach the required accuracy in case of the Halley and Schröder method (Figure 5) as described in Section 3.2.

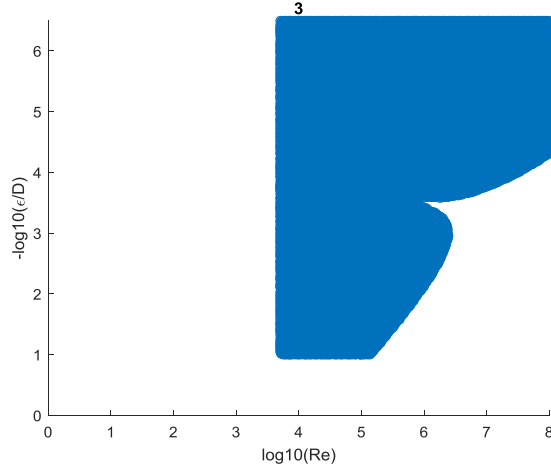


Figure 5. Decreased maximal number of required iterations from 4 to 3 to reach accuracy of 10^{-8} for solving Colebrook's equation in Halley's and Schröder's procedure when calculation goes through the transmission factor x where the initial starting point is with the fixed value: $x_0=7.990256504$

2.2.3 Fixed initial starting point for the three-point iterative methods

Optimal normalized parameters for the fixed initial starting point for the three-point iterative methods explained in Section 3.4. of this paper {Džunić et al. 2011, Petković et al. 2014, Sharma and Arora 2016} are: $\{\log_{10}(\text{Re})=4.90060379974617 \rightarrow \text{Re}=79543.33576; -\log(\epsilon/D)=5.33355157079189 \rightarrow \epsilon/D=4.63926 \cdot 10^{-6}\} \rightarrow \lambda_0=0.018904186734624 \rightarrow x_0=7.273124147$. The Džunić–Petković method is shown in Section 3.4. Additional recommendations about initial starting point regarding the three-point iterative methods can be found in {Yun 2008}.

2.3 Starting point for the Lambert W-expressed Colebrook equation

The friction factor λ in the Colebrook equation can be expressed in explicit way through the Lambert W-function {Keady 1998, Sonnad and Goudar 2006, Sonnad and Goudar 2007, Clamond 2009, Brkić 2011a, Brkić 2012b, Brkić 2017b}. The Lambert W-function further can be evaluated using some types of Householders iterative methods as shown in Section 3.5 of this paper.

The Colebrook equation in a closed form through the Lambert W-function can be expressed in two ways; Eqs. (3) and (4). The first expression is, Eq. (3) {Goudar and Sonnad 2003, Brkić 2011a, Brkić 2012b, Brkić 2017b}:

$$\frac{1}{\sqrt{\lambda}} = -2 \cdot \log_{10} \left(\frac{2 \cdot 2.51 \cdot W(y)}{\text{Re} \cdot \ln(10)} + \frac{\epsilon}{3.7 \cdot D} \right) = -2 \cdot \log_{10} \left(10^{\frac{-W(y)}{\ln(10)}} + \frac{\epsilon}{3.7 \cdot D} \right) \quad (3)$$

$$\text{where } y = \frac{\text{Re} \cdot \ln(10)}{2 \cdot 2.51} \approx \frac{\text{Re}}{2.18}$$

The argument of the Lambert W-function in this case depends only on the Reynolds number; $\lambda_0 = Re/2.18$. Knowing that the practical range of the Reynolds number goes from 4000 to 10^8 , the argument of the Lambert W-function is goes from about 1835 to 45871560, where $W(1835)=5.763291081$ and $W(45871560)=14.93748223$. The Halley procedure is fast and any initial starting point can be chosen between 5 and 15, but the Newton-Raphson method is very slow and we found that for the best results the initial starting point 15 has to be chosen. Note that for $W(45871560)=14.93748223$, the Newton-Raphson procedure does not work in Excel for the values of initial starting point lower than 8.814.

Due to transformations of coefficients, Eq. (3) can introduce the relative error up to 2% and should be considered as explicit approximation to the Colebrook equation rather to its equivalent {Brkić 2011d}.

The second expression is; Eq. (4): {Keady 1998, Sonnad and Goudar 2004}:

$$\lambda = \left(\frac{2}{\ln(10)} \cdot W(e^\alpha) - \frac{Re \cdot \frac{\varepsilon}{D}}{3.7 \cdot 2.51} \right)^{-2} \quad (4)$$

$$\text{Where } \alpha = \left(\frac{Re \cdot \frac{\varepsilon}{D} \cdot \ln(10)}{2 \cdot 2.51 \cdot 3.7} - \ln \frac{2 \cdot 3.7}{Re \cdot \ln(10)} \right)$$

Argument of the Lambert W-function in this case is e^α which for certain combinations of Re and ε/D from the practical domain of the Colebrook equation is too big to be calculated in registers of computers {Sonnad and Goudar 2004, Brkić 2012c, Vatankhah 2018}. This can be overwhelmed with the Wright Omega function; $\omega(\beta) = W(e^\alpha)$ {Wright 1959a, Wright 1959b, Corless and Jeffrey 2002, Rollmann and Spindler 2015, Biberg 2017}.

The argument of the Lambert W-function in this case, $\exp(\alpha_0)$ depends on both Re and ε/D , but as explained due to exponential form the calculation is not always possible and because of that limited possibility of use the appropriate starting point in this case is not evaluated {Goldberg 1991, Sonnad and Goudar 2004, Kornerup and Matula 2010, Brkić 2012c}.

3. Iterative Methods Adopted for the Colebrook Equation

Householder's method {Householder 1970} is a numerical algorithm for solving the nonlinear equation such as Colebrook's. During the Householder's procedure, in successive calculation, i.e. in iterative cycles the original assumed value of the unknown quantity (initial starting point {Kornerup and Muller 2006}) needs to be brought as much as possible close to the real value of the quantity using the least possible number of iterations. The same situation is with the three-point methods {Sharma and Arora 2016}.

The following types of the method are used in this paper: 1st order Householder's method (Newton-Raphson {Cajori 1911, Ypma 1995}), 2nd order (Halley {Gander 1985, Gutierrez and Hernández 2001} and Schröder {Schröder 1870}), and 3rd order, as well three-point methods {Sharma and Arora 2016}. All

these methods require calculation of the derivatives which is usually underlined as the most important shortcoming of Householder's and three-point methods compared with the simple fixed point procedure in respect of the Colebrook equation. The Newton-Raphson and three-point method require only the first derivative, the Halley and Schröder the first and the second derivative, while the 3rd requires the first, the second and the third derivative. In addition to the first derivative in analytical form, all required derivatives of the Colebrook function we present also in a simple and computationally inexpensive symbolic form. The derivatives in symbolic form were generated in MATLAB. In addition, the Secant method which does not require derivatives is shown as a variant of the Newton-Raphson method {Varona 2002}.

All shown approaches with Householder's methods in our case usually require only 2 to 4 iterations to reach final accurate solution {Yamamoto 2001}. This number can be slightly higher depending on the chosen method where Secant method requires by default 1-2 iterations more. Also some simple transformations of the Colebrook equation, such as introduction of the transmission factor in form of the shift $x = \frac{1}{\sqrt{\lambda}}$; can reduce number of required iterations. Knowing that the right form of equation is essential for all types of Householder's methods, here are examined two at first look very similar options: 1) direct calculation of λ in Section 3.1, and 2) indirect calculation of λ through transmission factor $x = \frac{1}{\sqrt{\lambda}}$ in Section 3.2.

Finally, the Colebrook equation can be rewritten in explicit form through the Lambert W-function {Keady 1998, Sonnad and Goudar 2004, Brkić 2012c, Brkić 2012d} and the Lambert W-function is solved in Section 3.5 using the Newton-Raphson and the Halley procedure.

3.1. Direct calculation of λ with derivative calculated in analytical way

The proposed technique requires the Colebrook equation in the form $f(\lambda, Re, \varepsilon/D)=0$; Eq. (5) where λ is treated as variable, the first derivative $f'(\lambda, Re, \varepsilon/D)$; Eq. (6) of the Colebrook equation with respect of λ and the initial value of the friction factor λ_0 as starting point. Most probably, the function will have residue $f/f' \neq 0$ which needs to be minimized through the iterative process.

Here are the required steps for the Newton-Raphson procedure:

-The Colebrook equation in the form $f(\lambda, Re, \varepsilon/D)=0$; (5):

$$f(\lambda) = \underbrace{\frac{1}{\sqrt{|\lambda|}} + 2 \cdot \log_{10} \left(\frac{2.51}{Re \cdot \sqrt{|\lambda|}} + \frac{\varepsilon}{3.7 \cdot D} \right)}_{\text{Colebrook: } f(\lambda)=0} = 0 \quad (5)$$

-The first derivative f' with respect of λ in exact analytical way (6):

$$f'(\lambda) = \frac{d}{d\lambda} f(\lambda) = -\frac{1}{2} \cdot \underbrace{\left(\frac{1}{\sqrt{|\lambda|}} \right)^3 \cdot \left(1 + \frac{2 \cdot 2.51}{\ln(10) \cdot Re \cdot \left(\frac{2.51}{Re \cdot \sqrt{|\lambda|}} + \frac{\varepsilon}{3.7 \cdot D} \right)} \right)}_{\text{1st derivative } f'(\lambda) - \text{Analytical}} \quad (6)$$

-Initial value λ_0 selected as explained in Section 2 of this paper in order to calculate the residue f/f' and start the iterative procedure; Eq. (7):

$$\lambda_1 = \underbrace{\lambda_0 - \frac{f(\lambda_0)}{f'(\lambda_0)}}_{\text{Newton-Raphson}} = \lambda_0 - \frac{\frac{1}{\sqrt{|\lambda_0|}} + 2 \cdot \log_{10} \left(\frac{2.51}{Re \cdot \sqrt{|\lambda_0|}} + \frac{\varepsilon}{3.7 \cdot D} \right)}{-\frac{1}{2} \left(\frac{1}{\sqrt{|\lambda_0|}} \right)^3 \cdot \left(1 + \frac{2.18}{Re \cdot \left(\frac{2.51}{Re \cdot \sqrt{|\lambda_0|}} + \frac{\varepsilon}{3.7 \cdot D} \right)} \right)} \quad (7)$$

The procedure $\lambda_{i+1} = \lambda_i - f(\lambda_i)/f'(\lambda_i)$ needs to be followed until the residue $f(\lambda_i)/f'(\lambda_i) \approx 0$.

The explained Newton-Raphson procedure is shown in Tables 1 and 2 for two numerical examples: 1) $\{Re=5 \cdot 10^6, \varepsilon/D=2.5 \cdot 10^{-5}\} \rightarrow \lambda=0.010279663295529$, and 2) $\{Re=3 \cdot 10^4, \varepsilon/D=9 \cdot 10^{-3}\} \rightarrow \lambda=0.038630738574792$. As explained in Section 2 of this paper, the initial starting point λ_0 in Table 1 depends on input parameters, while in Table 2 it is with the fixed value.

Table 1. Newton-Raphson procedure; Option 1: Starting point λ_0 depends on input parameters – Eq. (2), calculation of λ – Eq. (7), analytical derivative $f'(\lambda)$ – Eq. (6)

$Re=5 \cdot 10^6, \varepsilon/D=2.5 \cdot 10^{-5}$	$f(\lambda); \text{Eq. (5)}$	$f'(\lambda); \text{Eq. (6)}$	$\lambda_0=0.009352225155363$
Iteration 1	0.495092014	-573.0134258	0.010216239839661
Iteration 2	0.031705666	-502.2190127	0.010279370993451
Iteration 3	0.000145453	-497.622807	0.010279663289327
Iteration 4	0.000000003	-497.6016902	$\lambda=0.010279663295529$
Control step	0.000000000	-497.6016898	0.010279663295529
$Re=3 \cdot 10^4, \varepsilon/D=9 \cdot 10^{-3}$	$f(\lambda); \text{Eq. (5)}$	$f'(\lambda); \text{Eq. (6)}$	$\lambda_0=0.036588313752304$
Iteration 1	0.143632267	-73.25157738	0.038549121591193
Iteration 2	0.005520057	-67.74092562	0.038630609361351
Iteration 3	0.000008725	-67.52696208	0.038630738574469
Iteration 4	0.000000000	-67.5266237	$\lambda=0.038630738574792$
Control step	0.000000000	-67.5266237	0.038630738574792

Table 2. Newton-Raphson procedure; Option 2: Fixed initial starting point $\lambda_0=0.024069128765100981$ from Section 2.2.1, calculation of λ – Eq. (7), analytical derivative $f'(\lambda)$ – Eq. (6)

$Re=5 \cdot 10^6$, $\varepsilon/D=2.5 \cdot 10^{-5}$	$f(\lambda)$; Eq (5)	$f'(\lambda)$; Eq. (6)	$\lambda_0=0.024069128765101$
Iteration 1	-3.554956084	-139.7424853	-0.001370207567104
Iteration 2	17.630891548	-10069.59089	0.000380696888310
Iteration 3	42.275315189	-68216.8306	0.001000416608714
Iteration 4	22.325487096	-16105.99979	0.002386576262278
Iteration 5	10.932300910	-4398.30144	0.004872149626988
Iteration 6	4.615550920	-1516.202309	0.007916302041016
Iteration 7	1.426053458	-734.846953	0.009856914916156
Iteration 8	0.217044469	-529.7853757	0.010266598684182
Iteration 9	0.006507144	-498.5470019	0.010279650902858
Iteration 10	0.000006167	-497.602585	0.010279663295518
Iteration 11	0.000000000	-497.6016898	$\lambda=0.010279663295529$
Control step	0.000000000	-497.6016898	0.010279663295529
$Re=3 \cdot 10^4$, $\varepsilon/D=9 \cdot 10^{-3}$	$f(\lambda)$; Eq (5)	$f'(\lambda)$; Eq. (6)	$\lambda_0=0.024069128765101$
Iteration 1	1.391712394	-137.1740994	0.034214720386916
Iteration 2	0.326434508	-80.9945153	0.038245048943635
Iteration 3	0.026240732	-68.54940037	0.038627849256271
Iteration 4	0.000195117	-67.53419088	0.038630738412914
Iteration 5	0.000000011	-67.52662412	$\lambda=0.038630738574792$
Control step	0.000000000	-67.5266237	0.038630738574792

Here shown direct calculation of the unknown flow friction factor λ is sensitive on the chosen initial starting point λ_0 {Kornerup and Muller 2006}. The fixed initial point λ_0 chosen as in Section 2.2 for in some cases requires increased number of iterations to reach the final solution although the procedure still maintains very good convergent properties {Yamamoto 2001, Varona 2002}. To reduce number of required iterations, use of some of the explicit approximation to the Colebrook equation are advised in order to bring the initial starting point λ_0 as close as possible near the final calculated value. Therefore, the approach with the fixed starting point as explained in Section 2.2 of this paper for all domain of the Colebrook equation, in this case cannot be advised in comparison to the approach with the starting point obtained using approximations as explained in Section 2.1.

Comparing the same approach but with the different starting points (Table 1 and 2), we can conclude that one single calculated negative value for flow friction factor λ can increase number of required iterations significantly. These negative values can occur if the initial starting point is chosen too far away from the final calculated solution. This problem can be overwhelmed with the Colebrook function slightly rearranged as in Section 3.2.

3.2. Indirect calculation of λ through the transmission factor $x = \frac{1}{\sqrt{\lambda}}$

The appropriate form of the function is essential to reduce number of required iteration to reach the final solution. In order to accelerate the procedure an appropriate shift $x = \frac{1}{\sqrt{\lambda}}$ is used to provide some kind of linearization of the problem.

The Newton-Raphson procedure with these changes has similar steps as already shown:

-Shift in form of the transmission factor $x = \frac{1}{\sqrt{\lambda}}$ should be introduced in order to transform the Colebrook equation in form $f(x, Re, \epsilon/D)=0$; Eq. (8):

$$f(x) = \underbrace{x + 2 \cdot \log_{10} \left(\frac{2.51 \cdot x}{Re} + \frac{\epsilon}{3.7 \cdot D} \right)}_{\text{Colebrook: } f(x)=0} = 0 \quad (8)$$

The first derivative of Eq. (8) in respect to the transmission factor x can be calculated analytically, but also in symbolic form (where both approaches give identical results); Sections 3.2.1 and 3.2.2.

3.2.1 Indirect calculation of λ through the transmission factor $x = \frac{1}{\sqrt{\lambda}}$ with the derivative calculated analytically

-The first derivative f' with respect of x can be obtained analytically; Eq. (9), (also Eq. (11) gives the same results):

$$f'(x) = \frac{d}{dx} f(x) = \underbrace{1 + 2 \cdot \frac{\frac{2.51}{Re \cdot \ln(10)}}{\frac{\epsilon}{3.7 \cdot D} + \frac{2.51}{Re} \cdot x}}_{\text{1st derivative } f'(x) - \text{Analytical}} \quad (9)$$

-Initial value of the flow friction factor λ_0 should be chosen and the residue f/f' calculated in order to start the Newton-Raphson procedure; Eq. (10):

$$x_1 = \underbrace{x_0 - \frac{f(x_0)}{f'(x_0)}}_{\text{Newton-Raphson}} = x_0 - \frac{x_0 + 2 \cdot \log_{10} \left(\frac{2.51 \cdot x_0}{Re} + \frac{\epsilon}{3.7 \cdot D} \right)}{1 + 2 \cdot \frac{\frac{2.51}{Re \cdot \ln(10)}}{\frac{\epsilon}{3.7 \cdot D} + \frac{2.51}{Re} \cdot x_0}} \quad (10)$$

The procedure $x_{i+1} = x_i - f(x_i)/f'(x_i)$ should be followed until the residue $f(x_i)/f'(x_i) \approx 0$. Then the final solution is $\lambda_n = x_n^{-2}$, where $n=i+1$ is the final iteration.

Table 3. Newton-Raphson procedure; Option 3: fixed initial starting point

$x_0=6.445695939 \rightarrow \lambda_0=0.024069128765101$ from Section 2.2.1, indirect calculation of λ through the transmission factor x – Eq. (10), analytical derivative $f'(x)$ – Eq. (9)

Re=5·10 ⁶ , ε/D=2.5·10 ⁻⁵	f(x); Eq. (8)	f'(x); Eq. (9)	$x_0=6.445695939$	$\lambda_0=0.024069128768719$
Iteration 1	-3.554956085	1.043635910	9.852014225862620	0.010302673560706
Iteration 2	-0.011430857	1.037259804	9.863034470914730	0.010279663490514
Iteration 3	-0.000000097	1.037242198	x=9.863034564455800	λ=0.010279663295529
Control step	0.000000000	1.037242198	9.863034564455800	0.010279663295529
Re=3·10 ⁴ , ε/D=9·10 ⁻³	f(x); Eq. (8)	f'(x); Eq. (9)	$x_0=6.445695939$	$\lambda_0=0.024069128768719$
Iteration 1	1.391712393	1.024454486	5.087204750239650	0.038640395682209
Iteration 2	-0.000651990	1.025427001	5.087840572945700	0.038630738577020
Iteration 3	0.000000000	1.025426528	x=5.087840573092420	λ=0.038630738574792
Control step	0.000000000	1.046830475	5.087840573092420	0.038630738574792

Approach with the indirect calculation of λ through the transmission factor x is much more stable compared with the direct calculation of λ as can be seen from Tables 2 and 3 comparing the number of required iterations to reach the same accuracy (11 iterations for the direct approach compared with only 3 iterations in the indirect approach using fixed starting point $x_0=6.445695939$ for Re=5·10⁶, ε/D=2.5·10⁻⁵).

3.2.2 Indirect calculation of λ through the transmission factor $x = \frac{1}{\sqrt{\lambda}}$ with the symbolic derivative

-The exact analytical expression of the first derivative f' with respect of x can be obtained in MATLAB; Eq. (11), results are the same as using Eq. (9):

$$f'(x) = \frac{d}{dx} f(x) = \frac{5.02}{\underbrace{\text{Re} \cdot \ln(10) \cdot \left(\frac{10}{37} \cdot \frac{\varepsilon}{D} + \frac{251}{100} \cdot x \right)}_{\text{1st derivative } f'(x) - \text{MATLAB}}} + 1 = \frac{9287 \cdot \ln(10) \cdot x + 1000 \cdot \ln(10) \cdot \frac{\varepsilon}{D} \cdot \text{Re} + 18574}{\ln(10) \cdot \left(9287 \cdot x + 1000 \cdot \frac{\varepsilon}{D} \cdot \text{Re} \right)} \quad (11)$$

-Initial value of the flow friction factor λ_0 should be chosen and the residue f/f' calculated in order to start the Newton-Raphson procedure; Eq. (12):

$$x_1 = \underbrace{x_0 - \frac{f(x_0)}{f'(x_0)}}_{\text{Newton-Raphson}} = x_0 - \frac{x_0 + 2 \cdot \log_{10} \left(\frac{2.51 \cdot x_0 + \frac{\varepsilon}{3.7 \cdot D}}{\frac{\text{Re}}{21384.11 \cdot x_0 + 2302.58 \cdot \frac{\varepsilon}{D} \cdot \text{Re} + 18574}} \right)}{\frac{21384.11 \cdot x_0 + 2302.58 \cdot \frac{\varepsilon}{D} \cdot \text{Re}}{21384.11 \cdot x_0 + 2302.58 \cdot \frac{\varepsilon}{D} \cdot \text{Re}}} \quad (12)$$

The procedure $x_{i+1}=x_i-f(x_i)/f'(x_i)$ should be followed until the residue $f(x_i)/f'(x_i) \approx 0$. Then the final solution is $\lambda_n = x_n^{-2}$, where $n=i+1$ is the final iteration.

The iterative procedure can be accelerated using Halley's formula instead of the Newton-Raphson; Eq. (13):

$$x_1 = x_0 - \underbrace{\frac{\frac{f(x_0)}{f'(x_0)}}{1 - \frac{f(x_0) \cdot f''(x_0)}{2 \cdot (f'(x_0))^2}}}_{\text{Halley}} = x_0 - \underbrace{\frac{2 \cdot f(x_0) \cdot f'(x_0)}{2 \cdot (f'(x_0))^2 - f(x_0) \cdot f''(x_0)}}_{\text{Halley}} \quad (13)$$

In general $x_1 = x_{i+1}$ and $x_0 = x_i$; $i=0$ to n , where $n+1$ is the final iteration in which $x_n \approx x_{n+1}$.

The second derivative $f''(x)$ in respect of x is required; Eq. (14):

$$f''(x) = \frac{d}{dx} f'(x) = \frac{-12.6}{\text{Re}^2 \cdot \ln(10) \cdot \left(\frac{10}{37} \frac{\varepsilon}{D} + \frac{251 \cdot x}{100 \cdot \text{Re}}\right)^2} = \frac{-172496738}{\ln(10) \cdot \left(9287 \cdot x + 1000 \cdot \frac{\varepsilon}{D} \cdot \text{Re}\right)^2} \quad (14)$$

2nd derivative $f''(x)$ —MATLAB

The Newton-Raphson method belongs to the 1st order, and the Halley to the 2nd order of Householder's method while the 3rd order can be expressed using Eq. (15):

$$x_1 = x_0 - \underbrace{\frac{6 \cdot f(x_0) \cdot (f'(x_0))^2 - 3 \cdot (f(x_0))^2 \cdot f'(x_0)}{6 \cdot (f'(x_0))^3 - 6 \cdot f(x_0) \cdot f'(x_0) \cdot f''(x_0) + (f(x_0))^2 \cdot f'''(x_0)}}_{\text{3rd order Householder}} \quad (15)$$

Again, $x_1 = x_{i+1}$ and $x_0 = x_i$; $i=0$ to n , where $n+1$ is final iteration in which $x_n \approx x_{n+1}$.

The required 3rd derivative $f'''(x)$ can be expressed using Eq. (16):

$$f'''(x) = \frac{d}{dx} f''(x) = \frac{63.253}{\text{Re}^3 \cdot \ln(10) \cdot \left(\frac{10}{37} \frac{\varepsilon}{D} + \frac{251 \cdot x}{100 \cdot \text{Re}}\right)^3} = \frac{3203954411612}{\ln(10) \cdot \left(9287 \cdot x + 1000 \cdot \frac{\varepsilon}{D} \cdot \text{Re}\right)^3} \quad (16)$$

3rd derivative $f'''(x)$ —MATLAB

Also here one has to be underlined that the Halley method {Brown 1977} is not the unique Householder's method of the 2nd order {Householder 1970}. For example Schröder's method {Schröder 1870} belongs also to the group; Eq. (17):

$$x_1 = x_0 - \underbrace{\frac{f(x_0)}{f'(x_0)} - \frac{f''(x_0) \cdot (f(x_0))^2}{2 \cdot (f'(x_0))^3}}_{\text{Schröder}} \quad (17)$$

Further $x_1 = x_{i+1}$ and $x_0 = x_i$; $i=0$ to n , where $n+1$ is final iteration in which $x_n \approx x_{n+1}$.

Using the presented Householder procedures; 1st order: the Newton-Raphson, 2nd: Halley, and 3rd, the unknown flow friction factor λ should be calculated for the two given pairs of the Reynolds number Re and the relative roughness ε/D : 1) $\{\text{Re}=5 \cdot 10^6, \varepsilon/D=2.5 \cdot 10^{-5}\} \rightarrow \lambda=0.010279663295529$, and 2) $\{\text{Re}=3 \cdot 10^4, \varepsilon/D=9 \cdot 10^{-3}\} \rightarrow \lambda=0.038630738574792$. The calculation presented in Tables 4-7 is through the transmission factor x , using the symbolic derivative $f'(x)$, but with different initial starting point λ_0 .

Table 4. Newton-Raphson procedure; Option 4: starting point x_0 depends on input parameters – Eq. (2), indirect calculation of λ through the transmission factor x – Eq. (12), the symbolic derivative $f'(x)$ – Eq. (11)

Re=5·10 ⁶ , ε/D=2.5·10 ⁻⁵	f(x); Eq. (8)	f'(x); Eq. (11)	$x_0=10.34052343$	$\lambda_0=0.009352225155363$
Iteration 1	0.495092014	1.036495031	9.862863625818000	0.010280019623455
Iteration 2	-0.000177305	1.037242471	9.863034564433310	0.010279663295576
Iteration 3	0.000000000	1.037242198	x=9.863034564455800	λ=0.010279663295529
Control step	0.000000000	1.037242198	9.863034564455800	0.010279663295529
Re=3·10 ⁴ , ε/D=9·10 ⁻³	f(x); Eq. (8)	f'(x); Eq. (11)	$x_0=5.227918429$	$\lambda_0=0.036588313752304$
Iteration 1	0.143632267	1.025322691	5.087833489750430	0.038630846139210
Iteration 2	-0.000007263	1.025426533	5.087840573092400	0.038630738574793
Iteration 3	0.000000000	1.025426528	x=5.087840573092420	λ=0.038630738574792
Control step	0.000000000	1.025426528	5.087840573092420	0.038630738574792

Table 5. Halley procedure; Option 5: fixed initial starting point $x_0=7.990256504 \rightarrow \lambda_0=0.015663210285978339$ from Section 2.2.2, indirect calculation of λ through the transmission factor x – Eq. (13), the symbolic derivatives $f'(x)$ and $f''(x)$ – Eqs. (11) and (14)

Re=5·10 ⁶ , ε/D=2.5·10 ⁻⁵	f(x); Eq. (8)	f'(x); Eq. (11)	f''(x); Eq. (14)	$x_0=7.990256504$	$\lambda_0=0.015663210285978$
Iteration 1	-1.945484250	1.040493788	-0.001887828	9.863203600915390	0.010279310950983
Iteration 2	0.000175332	1.037241928	-0.001596798	x=9.863034564455800	λ=0.010279663295529
Control step	0.000000000	1.037242198	-0.001596821	9.863034564455800	0.010279663295529
Re=3·10 ⁴ , ε/D=9·10 ⁻³	f(x); Eq. (8)	f'(x); Eq. (11)	f''(x); Eq. (14)	$x_0=7.990256504$	$\lambda_0=0.015663210285978$
Iteration 1	2.973246188	1.023435376	-0.000632309	5.087698791122220	0.038632891696967
Iteration 2	-0.000145387	1.025426633	-0.000744326	x=5.087840573092420	λ=0.038630738574792
Control step	0.000000000	1.025426528	-0.000744320	5.087840573092420	0.038630738574792

Table 6. 3rd order Householder's procedure; Option 6: starting point x_0 depends on input parameters – Eq. (2), indirect calculation of λ through the transmission factor x – Eq. (15), the symbolic derivatives $f'(x)$, $f''(x)$ and $f'''(x)$ – Eqs. (11), (14) and (16)

$Re=5 \cdot 10^6$, $\epsilon/D=2.5 \cdot 10^{-5}$	$f(x)$; Eq. (8)	$f'(x)$; Eq. (11)	$f''(x)$; Eq. (14)	$f'''(x)$; Eq. (16)	$x_0=10.34052343$	$\lambda_0=0.009352225155363$
Iteration 1	0.495092014	1.036495031	-0.001533392	0.000128855	9.863034531578420	0.010279663364062
Iteration 2	-0.000000034	1.037242198	-0.001596821	0.000136933	$x=9.863034564455800$	$\lambda=0.010279663295529$
Control step	0.000000000	1.037242198	-0.001596821	0.000136933	9.863034564455800	0.010279663295529
$Re=3 \cdot 10^4$, $\epsilon/D=9 \cdot 10^{-3}$	$f(x)$; Eq. (8)	$f'(x)$; Eq. (11)	$f''(x)$; Eq. (14)	$f'''(x)$; Eq. (16)	$x_0=10.34052343$	$\lambda_0=0.009352225155363$
Iteration 1	0.143632267	1.025322691	-0.000738253	0.000043046	5.087840573035260	0.038630738575660
Iteration 2	0.000000000	1.025426528	-0.000744320	0.000043578	$x=5.087840573092420$	$\lambda=0.038630738574792$
Control step	0.000000000	1.025426528	-0.000744320	0.000043578	5.087840573092420	0.038630738574792

Table 7. Schröder procedure; Option 7: fixed initial starting point $x_0=7.990256504 \rightarrow \lambda_0=0.015663210285978339$ from Section 2.2.2, indirect calculation of λ through the transmission factor x – Eq. (17), the symbolic derivatives $f'(x)$ and $f''(x)$ – Eqs. (11) and (14)

$Re=5 \cdot 10^6$, $\epsilon/D=2.5 \cdot 10^{-5}$	$f(x)$; Eq. (8)	$f'(x)$; Eq. (11)	$f''(x)$; Eq. (14)	$x_0=7.990256504$	$\lambda_0=0.015663210285978$
Iteration 1	-1.945484250	1.040493788	-0.001887828	9.863198212166060	0.010279322183170
Iteration 2	0.000169742	1.037241937	-0.001596799	$x=9.863034564455800$	$\lambda=0.010279663295529$
Control step	0.000000000	1.037242198	-0.001596821	9.863034564455800	0.010279663295529
$Re=3 \cdot 10^4$, $\epsilon/D=9 \cdot 10^{-3}$	$f(x)$; Eq. (8)	$f'(x)$; Eq. (11)	$f''(x)$; Eq. (14)	$x_0=7.990256504$	$\lambda_0=0.015663210285978$
Iteration 1	2.973246188	1.023435376	-0.000632309	5.087701128882780	0.038632856193927
Iteration 2	-0.000142990	1.025426632	-0.000744326	$x=5.087840573092420$	$\lambda=0.038630738574792$
Control step	0.000000000	1.025426528	-0.000744320	5.087840573092420	0.038630738574792

3.3. Secant method

Secant method is similar to the Newton-Raphson, it requires two starting points λ_0 and λ_1 but doesn't require calculation of the derivatives {Varona 2002}. The approach with the direct calculation of λ with the two required starting points λ_0 and λ_1 is formulated; Eq. (18):

$$\lambda_1 = \lambda_0 - \frac{f(\lambda_0)}{\frac{f(\lambda_1) - f(\lambda_0)}{\lambda_1 - \lambda_0}} \quad (18)$$

Counter i starts from i-1 and goes to n+1 in which $\lambda_n = \lambda_{n+1}$.

The approach through the transmission factor x is; Eq. (19):

$$x_1 = x_0 - \frac{f(x_0)}{\frac{f(x_1) - f(x_0)}{x_1 - x_0}} \quad (19)$$

As already described, counter i also starts from i-1 and goes to n+1 in which $x_n = x_{n+1}$.

Flow friction factor λ is calculated in Tables 8 and 9 for two pairs of the Reynolds number and the relative roughness 1) $Re=5 \cdot 10^6$, $\varepsilon/D=2.5 \cdot 10^{-5}$ and 2) $Re=3 \cdot 10^4$, $\varepsilon/D=9 \cdot 10^{-3}$ using the Secant procedure with direct calculation of λ and indirect through the transmission factor x.

Table 8. Secant procedure; Option 8: two initial starting points λ_0 and λ_1 required: starting point λ_1 is with fixed value $\lambda_1=0.024069128765101$ (i.e. $x_1=6.445695939$) as in Section 2.2.1, while starting point λ_0 depends on input parameters – Eq. (2), direct calculation of λ – Eq. (18)

$Re=5 \cdot 10^6$, $\varepsilon/D=2.5 \cdot 10^{-5}$	$f(\lambda_{i-1}); \text{Eq. (5)}$	$f(\lambda_i); \text{Eq. (5)}$	$\frac{f(\lambda_{i-1}) - f(\lambda_i)}{\lambda_{i-1} - \lambda_i}$	$\lambda_1=0.024069128765101$ $\lambda_0=0.009352225155363$
Iteration 1	0.495092014	-3.554956084	-275.1970255	0.011151270814558
Iteration 2	-0.408071981	0.495092014	-502.0239429	0.010338417191085
Iteration 3	-0.029111936	-0.408071981	-466.2094551	0.010275973292109
Iteration 4	0.001836644	-0.029111936	-495.6221591	0.010279679026163
Iteration 5	-0.000007828	0.001836644	-497.734448	0.010279663299743
Iteration 6	-0.000000002	-0.000007828	-497.6011214	$\lambda=0.010279663295529$
Control step	0.000000000	-0.000000002	-497.6012179	0.010279663295529
$Re=3 \cdot 10^4$, $\varepsilon/D=9 \cdot 10^{-3}$	$f(\lambda_{i-1}); \text{Eq. (5)}$	$f(\lambda_i); \text{Eq. (5)}$	$\frac{f(\lambda_{i-1}) - f(\lambda_i)}{\lambda_{i-1} - \lambda_i}$	$\lambda_1=0.024069128765101$ $\lambda_0=0.036588313752304$
Iteration 1	1.391712394	0.143632267	-99.69340079	0.038029053721052
Iteration 2	0.143632267	0.041110009	-71.15944585	0.038606770549177
Iteration 3	0.041110009	0.001619232	-68.35663251	0.038630458556837
Iteration 4	0.001619232	0.000018909	-67.5583902	0.038630738444645
Iteration 5	0.000018909	0.000000009	-67.52699052	$\lambda=0.038630738574792$
Control step	0.000000009	0.000000000	-67.52662212	0.038630738574792

Table 9. Secant procedure; Option 9: two initial starting points x_0 and x_1 required: starting point λ_1 is with fixed value $x_1=6.445695939$ (i.e. $\lambda_1=0.024069128765101$) as in Section 2.2.1; while starting point λ_0 depends on input parameters – Eq. (2), indirect calculation of λ through the transmission factor x – Eq. (19)

Re= $5 \cdot 10^6$, $\varepsilon/D=2.5 \cdot 10^{-5}$	$f(x_{i-1}); \text{Eq. (8)}$	$f(x_i); \text{Eq. (8)}$	$\frac{f(x_{i-1}) - f(x_i)}{x_{i-1} - x_i}$	$x_1=6.445695939$ $x_0=10.34052343$	$\lambda_1=0.024069128765101$ $\lambda_0=0.009352225155363$
Iteration 1	-3.554956084	0.495092014	1.039853012	9.864406125318800	0.010276804896656
Iteration 2	0.495092014	0.001422639	1.03686501	9.863034066961850	0.010279664332547
Iteration 3	0.001422639	-0.000000516	1.037241104	9.863034564456330	0.010279663295528
Iteration 4	-0.000000516	0.000000000	1.0372422	$x=9.863034564455800$	$\lambda=0.010279663295529$
Control step	0.000000000	0.000000000	1.037162162	9.863034564455800	0.010279663295529
Re= $3 \cdot 10^4$, $\varepsilon/D=9 \cdot 10^{-3}$	$f(x_{i-1}); \text{Eq. (8)}$	$f(x_i); \text{Eq. (8)}$	$\frac{f(x_{i-1}) - f(x_i)}{x_{i-1} - x_i}$	$x_1=6.445695939$ $x_0=5.227918429$	$\lambda_1=0.024069128765101$ $\lambda_0=0.036588313752304$
Iteration 1	1.391712394	0.143632267	1.024883541	5.087773465040530	0.038631757665255
Iteration 2	0.143632267	-0.000068814	1.025374564	5.087840576494990	0.038630738523123
Iteration 3	-0.000068814	0.000000003	1.025426553	$x=5.087840573092420$	$\lambda=0.038630738574792$
Control step	0.000000003	0.000000000	1.025426591	5.087840573092420	0.038630738574792

Calculation using the Secant procedure, also confirms that the indirect calculation of λ through the transmission factor x requires in general less number of iterations to reach the same level of accuracy. In the case from Tables 8 and 9, the required number of iterations is 6 in direct calculation and 5 in indirect for $Re=5 \cdot 10^6$, $\varepsilon/D=2.5 \cdot 10^{-5}$, the required number of iterations is 4 in direct calculation and 3 in indirect for $Re=3 \cdot 10^4$, $\varepsilon/D=9 \cdot 10^{-3}$.

3.4. Three-point methods

Here we will apply the Džunić–Petković three-point iterative method to the Colebrook equation {Džunić et al. (2011), Sharma and Arora (2016)}. It requires only one iteration to reach final accurate solution {Brkić and Praks 2019} and we will show all steps to calculate the friction factor λ ; Eq. (20) where the numerical values are for $Re=5 \cdot 10^6$, $\varepsilon/D=2.5 \cdot 10^{-5}$. Initial starting point is $x_0=7.273124147$ as described in Section 2.2.3.

$$\left. \begin{aligned}
 x_0 &= 7.273124147 \\
 f(x_0) &= x_0 + 2 \cdot \log_{10} \left(\frac{2.51 \cdot x_0}{Re} + \frac{\varepsilon}{3.7 \cdot D} \right) = -2.692152546 \\
 f'(x_0) &= \frac{9287 \cdot \ln(10) \cdot x_0 + 1000 \cdot \ln(10) \cdot \frac{\varepsilon}{D} \cdot Re + 18574}{\ln(10) \cdot (9287 \cdot x_0 + 1000 \cdot \frac{\varepsilon}{D} \cdot Re)} = \frac{5.02}{Re \cdot \ln(10) \cdot \left(\frac{10 \cdot \varepsilon}{37 \cdot D} + \frac{2.51 \cdot x_0}{Re} \right)} + 1 = 1.041894438 \\
 y_0 &= x_0 - \frac{f(x_0)}{f'(x_0)} = 7.273124147 - \frac{-2.692152546}{1.041894} = 9.857025593360860 \\
 f(y_0) &= y_0 + 2 \cdot \log_{10} \left(\frac{2.51 \cdot y_0}{Re} + \frac{\varepsilon}{3.7 \cdot D} \right) = -0.006232787 \\
 z_0 &= y_0 - \frac{f(y_0)}{f'(y_0)} = 9.863035589 \\
 f(z_0) &= z_0 + 2 \cdot \log_{10} \left(\frac{2.51 \cdot z_0}{Re} + \frac{\varepsilon}{3.7 \cdot D} \right) = -0.006232787 \\
 x_1 &= z_0 - \frac{f(z_0)}{f'(z_0)} = 9.863034564 \\
 x_1 &= 9.863034564 \rightarrow \lambda_1 = 0.010279663295529
 \end{aligned} \right\} \quad (20)$$

3.5. Expressed through the Lambert W-function

The Lambert W-function $W(y)$ {Corless et al. 1996} is the solution of $y = z \cdot e^z$, which needs to be in the appropriate form; Eq. (21):

$$f(z) = z \cdot e^z - y = 0 \quad (21)$$

-The first derivative $f'(z)$; Eq. (22):

$$f'(z) = e^z \cdot (z + 1) \quad (22)$$

-Choose initial value z_0 , calculate the residue f/f' and start the procedure; Eq. (23):

$$z_1 = z_0 - \frac{f(z_0)}{f'(z_0)} = \underbrace{z_0 - \frac{z_0 \cdot e^{z_0} - y}{e^{z_0} \cdot (z_0 + 1)}}_{\text{Newton-Raphson}} = z_0 - \frac{z_0 \cdot e^{z_0} - \frac{Re}{2.18}}{e^{z_0} \cdot (z_0 + 1)} \quad (23)$$

Then follow the procedure $z_{i+1} = z_i - f(z_i)/f'(z_i)$ until the residue $f(z_i)/f'(z_i) \approx 0$, where $n=i+1$ in final iteration.

Halley's procedure; Eq. (24):

$$z_1 = z_0 - \frac{f(z_0)}{f'(z_0) - \frac{f(z_0) \cdot f''(z_0)}{2 \cdot f'(z_0)}} = z_0 - \underbrace{\frac{z_0 \cdot e^{z_0} - y}{e^{z_0} \cdot (z_0 + 1) - \frac{(z_0 \cdot e^{z_0} - y) \cdot (z_0 + 2)}{2 \cdot (z_0 + 1)}}}_{\text{Halley}} \quad (24)$$

Where the second derivative is; Eq. (25):

$$f''(z) = e^z \cdot (z + 2) \quad (25)$$

The Schröder expression is; Eq. (26):

$$z_1 = z_0 - \frac{f(z_0)}{f'(z_0)} - \frac{f''(z_0) \cdot (f(z_0))^2}{2 \cdot (f'(z_0))^3} = z_0 - \underbrace{\frac{z \cdot e^z - y}{e^z \cdot (z + 1)} - \frac{e^z \cdot (z + 2) \cdot (z \cdot e^z - y)^2}{2 \cdot (e^z \cdot (z + 1))^3}}_{\text{Schröder}} \quad (26)$$

Further in all cases, the Newton-Raphson, the Halley, and the Schröder; $z_1 = z_{i+1}$ and $z_0 = z_i$; $i=0$ to n , where $n+1$ is final iteration in which $z_n \approx z_{n+1}$.

Argument of the Lambert W-function y , in our case defined by Eq. (3), is $y = Re/2.18$. Therefore it does not depend on the relative roughness ϵ/D but only on the Reynolds number Re . In Table 10, z is calculated in the iterative procedure using the Newton-Raphson and Halley method for $Re = 5 \cdot 10^6$ and $Re = 3 \cdot 10^4$ where initial starting point is set as $z_0 = 15$ as recommended in Section 2.3 of this paper (for $z_0 < 8.814$, the Newton-Raphson procedure cannot start).

Table 10. Calculation of $W(y)$ where $y=Re/2.18$ using the Newton-Raphson, the Halley and the Schröder iterative methods

	Re=5·10 ⁶ , y=Re/2.18=2293411.45			Re=3·10 ⁴ , y=Re/2.18=13760.47		
	Newton-Raphson	Halley	Schröder	Newton-Raphson	Halley	Schröder
Iteration 0	z ₀ =15	z ₀ =15	z ₀ =15	z ₀ =15	z ₀ =15	z ₀ =15
Iteration 1	14.10634749	13.29860556	13.68208338	14.06276308	13.1333396	13.59610616
Iteration 2	13.28604947	12.2757343	12.62556802	13.12986539	11.29171838	12.20340124
Iteration 3	12.62863905	12.14855784	12.17738057	12.20257063	9.520829163	10.83006437
Iteration 4	12.25343232	z=12.14835704	12.14836628	11.28354302	8.068323472	9.505729616
Iteration 5	12.15407754	12.14835704	z=12.14835704	10.37904335	7.530266826	8.341483562
Iteration 6	12.14837461		12.14835704	9.504505014	7.512930233	7.637280252
Iteration 7	z=12.14835704			8.697314341	z=7.512929679	7.513654122
Iteration 8	12.14835704			8.037456295	7.512929679	z=7.512929679
Iteration 9				7.640105762		7.512929679
Iteration 10				7.52154464		
Iteration 11				7.512971011		
Iteration 12				7.51292968		
Iteration 13				z=7.512929679		
Iteration 14				7.512929679		

4. Approximations – Simplified equations for engineering practice

Using optimal fixed initial starting point for the Halley and the Schröder method as explained in Section 2.2.2, the first iteration of the procedures from Section 3.2.2, simplification using the fact that the first derivative of the Colebrook function is almost always near zero; $f' \approx 0$; and using acceleration through Eq. (28) {Zigrang and Sylvester 1982, Serghides 1984}, the following approximations; Eq. (27) can be formed. Using Eq. (27), the maximal relative error in the domain of applicability of the Colebrook equation is 8.29% (Figure 6), and using acceleration Eq. (28), i.e. single fixed point iterative method {Brkić 2017a}, the maximal relative error is 0.69% (Figure 7), 0.0617% (Figure 8), etc.

$$\frac{1}{\sqrt{\lambda_0}} \approx \underbrace{8 - \frac{2 \cdot A}{2 - A \cdot B}}_{\text{Halley}} \approx \underbrace{8 - A - \frac{A^2 \cdot B}{2}}_{\text{Schröder}} \approx \underbrace{8 - \frac{6 \cdot A - 3 \cdot A^2 \cdot B}{6 - 6 \cdot A \cdot B + A^2 \cdot C}}_{3^{\text{rd}} \text{ order}} \quad (27)$$

Then λ_0 from Eq. (27) is used in Eq. (28):

$$\left. \begin{aligned} \frac{1}{\sqrt{\lambda_1}} &\approx \underbrace{-2 \cdot \log_{10} \left(\frac{2.51}{Re} \cdot \frac{1}{\sqrt{\lambda_0}} + \frac{\varepsilon}{3.7 \cdot D} \right)}_{\text{1st Colebrook's acceleration}} \\ \frac{1}{\sqrt{\lambda_2}} &\approx \underbrace{-2 \cdot \log_{10} \left(\frac{2.51}{Re} \cdot \frac{1}{\sqrt{\lambda_1}} + \frac{\varepsilon}{3.7 \cdot D} \right)}_{\text{2st Colebrook's acceleration}} = \underbrace{-2 \cdot \log_{10} \left(\frac{2.51}{Re} \cdot \left(\underbrace{-2 \cdot \log_{10} \left(\frac{2.51}{Re} \cdot \frac{1}{\sqrt{\lambda_0}} + \frac{\varepsilon}{3.7 \cdot D} \right)}_{\text{1st Colebrook's acceleration}} \right) + \frac{\varepsilon}{3.7 \cdot D} \right)}_{\text{2st Colebrook's acceleration}} \\ &\vdots \\ \frac{1}{\sqrt{\lambda_{i+1}}} &\approx \underbrace{-2 \cdot \log_{10} \left(\frac{2.51}{Re} \cdot \frac{1}{\sqrt{\lambda_i}} + \frac{\varepsilon}{3.7 \cdot D} \right)}_{\text{Colebrook-acceleration}} \end{aligned} \right\} \quad (28)$$

Where A, B, and C are; Eqs. (29-31)

$$A \approx 8 + 2 \cdot \log_{10} \left(\frac{16}{Re} + \frac{\varepsilon}{3.7 \cdot D} \right) \quad (29)$$

$$B \approx \frac{-74914381.46}{\nabla^2} \quad (30)$$

$$C \approx \frac{1391459721232.67}{\nabla^3} \quad (31)$$

Where ∇ ; Eq. (32)

$$\nabla \approx 74205.5 + 1000 \cdot \frac{\varepsilon}{D} \cdot Re \quad (32)$$

The shown procedure is efficient and does not require extensive computing resources since the accuracy of more than 0.69% can be reached using only two logarithmic forms, while very high accuracy of 0.0617% using only three logarithmic forms (in all cases exponents are only whole numbers) {Clamond 2009, Giustolisi et al. 2011, Vatankhah 2018}.

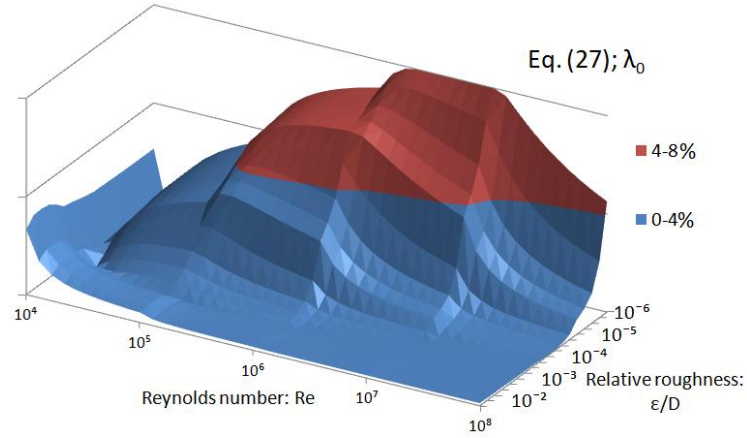


Figure 6. Distribution of the relative error over the domain of applicability of the Colebrook equation of the approximation; Eq. (27) for $i=0$ the maximal relative error is 8.29%

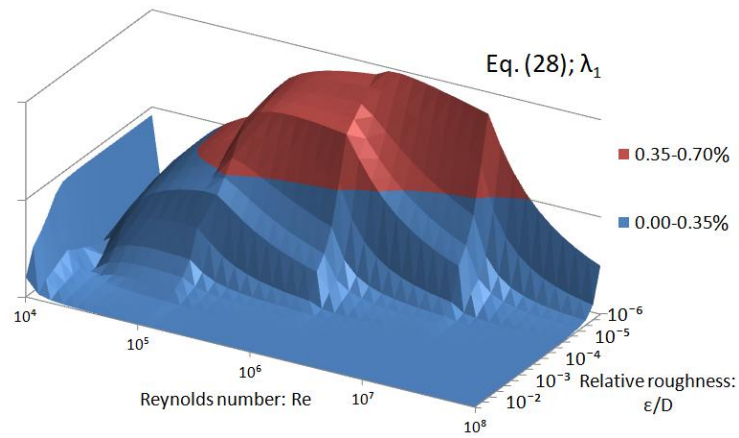


Figure 7. Distribution of the relative error over the domain of applicability of the Colebrook equation of the approximation; Eq. (28) for $i=0$ the maximal relative error is 0.69%

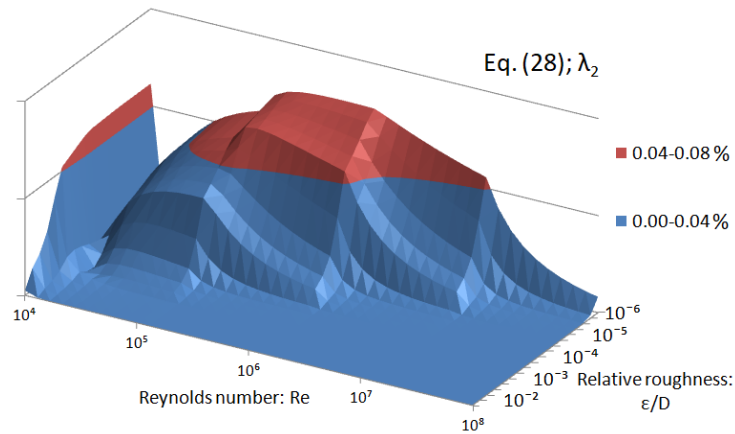


Figure 8. Distribution of the relative error over the domain of applicability of the Colebrook equation of the approximation; Eq. (28) for $i=1$ the maximal relative error is 0.0617%

The error analysis is in the domain of applicability of the Colebrook equation and can be further reduced using one more accelerating step as shown, genetic algorithms {Ćojbašić and Brkić 2013, Bartz-Beielstein et al. 2014, Brkić and Ćojbašić 2017}, Excel fitting tool {Vatankhah 2014} or Monte Carlo {Praks et al. 2015, Praks et al. 2017}.

5. Conclusion

Today, a fast but reliable approximation of pipeline hydraulic is needed also reliability modelling of water and gas networks where a large number of network simulations of random component failures and their combinations must be automatically evaluated and statistically analyzed {Brkić 2009, Spiliotis and Tsakiris 2010, Brkić 2011e, Brkić 2011f, Brkić 2012e, Brkić 2016b, Brkić 2018}. Accurate, fast and reliable estimation of flow friction factors are essential for evaluation of pressure drops and flows in large network of pipes, because, for example, compression station failure can be approximated on the transmission level by user-defined logic rules obtained from hydraulic software {Brkić and Tanasković 2008, Praks et al. 2015, Praks et al. 2017, Badami et al. 2018, Tran et al. 2018}. Iterative solutions and approximations for calculation of flow friction factor are implemented in software packages which are in common use in everyday engineering practice {Brkić 2016b}. So in this paper we analyzed selected iterative procedures in order to solve the Colebrook equation {Chun and Neta 2017, Zhanlav et al. 2017} and we found that two or three iterations of Halley and the Schröder methods are suitable for the required accuracy needed for the engineering practice, when the fixed initial starting point of Section 2.2.2 is applied. On the other hand, using three-point iterative method with the same initial conditions, the required high accuracy can be reached after only one iteration but using three internal steps {Džunić et al. 2011, Petković et al. 2014, Sharma and Arora 2016}.

Moreover, to simplified calculation for engineering use we can recommend:

1. Knowing that the Colebrook equation is used in engineering practice only in the limited domain of the Reynolds number Re between 4000 and 10^8 , and of the relative roughness of inner pipe surface ϵ/D up to 0.05, we evaluated number of iteration from that domain to reach sufficient accuracy and we detected zones in which additional number of iterations are required. Therefore we put the fixed initial point to start the iterative procedure in that zones in order to decrease number of required iterations.
2. Using the simplified Halley and the simplified Schröder procedure with the fixed starting point, after only one iteration we developed approximation that is with the error up to 8.29%. This is near the accurate value and therefore for the second iteration the simplified Newton-Raphson method can be used to reach accuracy of 0.69% and for extreme accuracy the third iteration need to be used to reach accuracy of 0.0617%. The simplification is in fact that the first derivative of the Colebrook function in our case is always near zero; $f' \approx 0$ (for $f' \rightarrow 0$ the Newton-Raphson method become the fixed-point method). Accuracy of 0.69% can be reached using only two logarithmic forms and of 0.0617% with only three logarithmic forms which does not require extensive computational efforts (the goal is to use the least possible number of logarithmic

functions or functions with non-integer power) {Giustolisi et al 2011, Vatankhah 2018}. Moreover, the computational cost of iterations can be also reduced using Padé polynomials {Praks and Brkić 2018}.

We analyzed also the Colebrook equation expressed through the Lambert W-function and we found that the Halley and the Schröder methods can be advised in comparison to the Newton-Rapson method (where the problem with the initial starting point exists).

Conflicts of Interest

The authors declare that there is no conflict of interest regarding the publication of this paper. The views expressed are those of the authors and may not in any circumstances be regarded as stating an official position of the affiliated employers of the authors; European Commission and Technical University Ostrava. Both authors contributed equally to this study.

Data availability statement

All conclusions are based on the calculation shown in this paper. All data which is required to repeat the calculation can be obtained using equation shown in this paper. Examples are also shown in Tables to support conclusions.

References:

- Abbasbandy, S. (2003). Improving Newton–Raphson method for nonlinear equations by modified Adomian decomposition method. *Applied Mathematics and Computation* 145(2-3), 887-893. [https://doi.org/10.1016/S0096-3003\(03\)00282-0](https://doi.org/10.1016/S0096-3003(03)00282-0)
- Allen, J.J., Shockling, M.A., Kunkel, G.J. and Smits, A.J. (2007). Turbulent flow in smooth and rough pipes. *Philosophical Transactions of the Royal Society of London A: Mathematical, Physical and Engineering Sciences* 365(1852), 699-714. <https://dx.doi.org/10.1098/rsta.2006.1939>
- Badami, M., Fonti, A., Carpignano, A. and Grosso, D. (2017). Design of district heating networks through an integrated thermo-fluid dynamics and reliability modelling approach. *Energy* 144, 826-838. <https://doi.org/10.1016/j.energy.2017.12.071>
- Bardestani, S., Givehchi, M., Younesi, E., Sajjadi, S., Shamshirband, S. and Petković, D. (2017). Predicting turbulent flow friction coefficient using ANFIS technique. *Signal, Image and Video Processing* 11(2), 341-347. <https://doi.org/10.1007/s11760-016-0948-8>

- Bartz-Beielstein, T., Branke, J., Mehnen, J. and Mersmann, O. (2014). Evolutionary algorithms. Wiley Interdisciplinary Reviews: Data Mining and Knowledge Discovery 4(3), 178-195.
<https://doi.org/10.1002/widm.1124>
- Barry, D.A., Parlange, J.Y., Li, L., Prommer, H., Cunningham, C.J. and Stagnitti, F. (2000). Analytical approximations for real values of the Lambert W function. Mathematics and Computers in Simulation 53(1), 95-103. [https://dx.doi.org/10.1016/S0378-4754\(00\)00172-5](https://dx.doi.org/10.1016/S0378-4754(00)00172-5)
- Biberg, D. (2017). Fast and accurate approximations for the Colebrook equation. Journal of Fluids Engineering ASME 139(3), 031401-031401-3. <https://dx.doi.org/10.1115/1.4034950>
- Boyd, J.P. (1998). Global approximations to the principal real-valued branch of the Lambert W-function. Applied Mathematics Letters 11(6), 27-31. [https://dx.doi.org/10.1016/S0893-9659\(98\)00097-4](https://dx.doi.org/10.1016/S0893-9659(98)00097-4)
- Brkić, D. and Tanasković, T.I. (2008). Systematic approach to natural gas usage for domestic heating in urban areas. Energy, 33(12), 1738-1753. <https://doi.org/10.1016/j.energy.2008.08.009>
- Brkić, D. (2009). An improvement of Hardy Cross method applied on looped spatial natural gas distribution networks. Applied Energy 86(7), 1290-1300.
<https://dx.doi.org/10.1016/j.apenergy.2008.10.005>
- Brkić, D. (2011a). W solutions of the CW equation for flow friction. Applied Mathematics Letters 24(8), 1379-1383. <https://dx.doi.org/10.1016/j.aml.2011.03.014>
- Brkić, D. (2011b). Review of explicit approximations to the Colebrook relation for flow friction. Journal of Petroleum Science and Engineering 77(1), 34-48. <https://dx.doi.org/10.1016/j.petrol.2011.02.006>
- Brkić, D. (2011c). New explicit correlations for turbulent flow friction factor. Nuclear Engineering and Design 241(9), 4055-4059. <https://dx.doi.org/10.1016/j.nucengdes.2011.07.042>
- Brkić, D. (2011d). An explicit approximation of Colebrook's equation for fluid flow friction factor. Petroleum Science and Technology 29(15), 1596-1602. <https://dx.doi.org/10.1080/10916461003620453>
- Brkić, D. (2011e). A gas distribution network hydraulic problem from practice. Petroleum Science and Technology 29(4), 366-377. <https://dx.doi.org/10.1080/10916460903394003>
- Brkić, D. (2011f). Iterative methods for looped network pipeline calculation. Water Resources Management, 25(12), 2951-2987. <https://dx.doi.org/10.1007/s11269-011-9784-3>
- Brkić, D. (2012a). Can pipes be actually really that smooth?. International Journal of Refrigeration 35(1), 209-215. <https://dx.doi.org/10.1016/j.ijrefrig.2011.09.012>
- Brkić, D. (2012b). Determining friction factors in turbulent pipe flow. Chemical Engineering (New York) 119(3), 34-39. Available from: <http://www.chemengonline.com/determining-friction-factors-in-turbulentpipe-flow/?printmode=1>

- Brkić, D. (2012c). Comparison of the Lambert W-function based solutions to the Colebrook equation. *Engineering Computations* 29(6), 617-630. <https://dx.doi.org/10.1108/02644401211246337>
- Brkić, D. (2012d). Lambert W function in hydraulic problems. *Mathematica Balkanica* 26(3-4), 285-292. Available from: <http://www.math.bas.bg/infres/MathBalk/MB-26/MB-26-285-292.pdf>
- Brkić, D. (2012e). Discussion of “Water distribution system analysis: Newton-Raphson method revisited” by M. Spiliotis and G. Tsakiris. *Journal of Hydraulic Engineering ASCE* 138(9), 822-824. [https://dx.doi.org/10.1061/\(ASCE\)HY.1943-7900.0000555](https://dx.doi.org/10.1061/(ASCE)HY.1943-7900.0000555)
- Brkić, D. (2014). Discussion of “Gene expression programming analysis of implicit Colebrook–White equation in turbulent flow friction factor calculation” by Saeed Samadianfard [J. Pet. Sci. Eng. 92–93 (2012) 48–55]. *Journal of Petroleum Science and Engineering* 124, 399-401. <https://dx.doi.org/10.1016/j.petrol.2014.06.007>
- Brkić, D. (2016a). A note on explicit approximations to Colebrook’s friction factor in rough pipes under highly turbulent cases. *International Journal of Heat and Mass Transfer* 93, 513-515. <https://dx.doi.org/10.1016/j.ijheatmasstransfer.2015.08.109>
- Brkić, D. (2016b). Spreadsheet-based pipe networks analysis for teaching and learning purpose. *Spreadsheets in Education (eJSiE)* 9(2), Article 4. Available from: <http://epublications.bond.edu.au/ejsie/vol9/iss2/4/>
- Brkić, D. (2017a). Solution of the implicit Colebrook equation for flow friction using Excel, *Spreadsheets in Education (eJSiE)* 10(2), Article 2. Available at: <http://epublications.bond.edu.au/ejsie/vol10/iss2/2>
- Brkić, D. (2017b). Discussion of “Exact analytical solutions of the Colebrook-White equation” by Yozo Mikata and Walter S. Walczak. *Journal of Hydraulic Engineering ASCE* 143(9), 0701700, [https://dx.doi.org/10.1061/\(ASCE\)HY.1943-7900.0001341](https://dx.doi.org/10.1061/(ASCE)HY.1943-7900.0001341)
- Brkić, D. (2018). Discussion of “Economics and statistical evaluations of using Microsoft Excel Solver in pipe network analysis” by IA Oke, A. Ismail, S. Lukman, SO Ojo, OO Adeosun, and MO Nwude. *Journal of Pipeline Systems Engineering and Practice ASCE*, 9(3), 07018002, [https://doi.org/10.1061/\(ASCE\)PS.1949-1204.0000319](https://doi.org/10.1061/(ASCE)PS.1949-1204.0000319)
- Brkić, D. and Čojbašić, Ž. (2016). Intelligent flow friction estimation. *Computational Intelligence and Neuroscience* 5242596. <https://dx.doi.org/10.1155/2016/5242596>
- Brkić, D. and Čojbašić, Ž. (2017). Evolutionary optimization of Colebrook’s turbulent flow friction approximations. *Fluids* 2(2), 15, <https://dx.doi.org/10.3390/fluids2020015>
- Brkić, D. and Praks, P. (2019). Discussion of “Approximate analytical solutions for the Colebrook equation” by Ali R. Vatankhah. *Journal of Hydraulic Engineering ASCE* /in press/
- Brown, G.H. (1977). On Halley's variation of Newton's method. *The American Mathematical Monthly* 84(9), 726-728. <https://doi.org/10.2307/2321256>

- Cajori, F. (1911). Historical note on the Newton-Raphson method of approximation. *The American Mathematical Monthly* 18(2), 29-32. <https://doi.org/10.2307/2973939>
- Chun, C. and Neta, B. (2017). Comparative study of eighth-order methods for finding simple roots of nonlinear equations. *Numerical Algorithms* 74(4), 1169-1201. <http://dx.doi.org/10.1007/s11075-016-0191-y>
- Clamond, D. (2009). Efficient resolution of the Colebrook equation. *Industrial & Engineering Chemistry Research* 48(7), 3665-3671. <https://dx.doi.org/10.1021/ie801626g>
- Ćojbašić, Ž. and Brkić, D. (2013). Very accurate explicit approximations for calculation of the Colebrook friction factor. *International Journal of Mechanical Sciences* 67, 10-13. <https://dx.doi.org/10.1016/j.ijmecsci.2012.11.017>
- Colebrook, C. and White, C. (1937). Experiments with fluid friction in roughened pipes. *Proceedings of the Royal Society of London. Series A, Mathematical and Physical Sciences* 161(906), 367-381. <https://dx.doi.org/10.1098/rspa.1937.0150>
- Colebrook, C.F. (1939). Turbulent flow in pipes with particular reference to the transition region between the smooth and rough pipe laws. *Journal of the Institution of Civil Engineers (London)* 11(4), 133-156. <https://dx.doi.org/10.1680/ijoti.1939.13150>
- Corless, R.M. and Jeffrey, D.J. (2002). The Wright ω function. In *Artificial intelligence, automated reasoning, and symbolic computation* (pp. 76-89). Springer, Berlin, Heidelberg. https://doi.org/10.1007/3-540-45470-5_10
- Corless, R.M., Gonnet, G.H., Hare, D.E., Jeffrey, D.J. and Knuth, D.E. (1996). On the Lambert W function. *Advances in Computational Mathematics* 5(1), 329-359. <https://dx.doi.org/10.1007/BF02124750>
- Džunić, J., Petković, M.S. and Petković, L.D. (2011). A family of optimal three-point methods for solving nonlinear equations using two parametric functions. *Applied Mathematics and Computation* 217(19), 7612-7619. <https://doi.org/10.1016/j.amc.2011.02.055>
- Gander, W. (1985). On Halley's iteration method. *The American Mathematical Monthly* 92(2), 131-134. <https://doi.org/10.2307/2322644>
- Genić, S., Arandžević, I., Kolendić, P., Jarić, M., Budimir, N. and Genić, V. (2011). A review of explicit approximations of Colebrook's equation. *FME Transactions* 39(2), 67-71. Available from: http://www.mas.bg.ac.rs/_media/istrazivanje/fme/vol39/2/04_mjaric.pdf
- Giustolisi, O., Berardi, L. and Walski, T. M. (2011). Some explicit formulations of Colebrook–White friction factor considering accuracy vs. Computational speed. *Journal of Hydroinformatics* 13(3), 401-418. <https://dx.doi.org/10.2166/hydro.2010.098>
- Goldberg, D. (1991). What every computer scientist should know about floating-point arithmetic. *ACM Computing Surveys (CSUR)* 23(1), 5-48. <https://doi.org/10.1145/103162.103163>

- Goudar, C.T. and Sonnad, J.R. (2003). Explicit friction factor correlation for turbulent flow in smooth pipes. *Industrial & Engineering Chemistry Research* 42(12), 2878-2880. <https://dx.doi.org/10.1021/ie0300676>
- Gregory, G.A. and Fogarasi, M. (1985). Alternate to standard friction factor equation. *Oil & Gas Journal* 83(13), 120 and 125–127.
- Griffiths, D.V. and Smith, I.M. (2006). *Numerical methods for engineers*. CRC press.
- Gutierrez, J.M. and Hernández, M.A. (2001). An acceleration of Newton's method: Super-Halley method. *Applied Mathematics and Computation* 117(2-3), 223-239. [https://doi.org/10.1016/S0096-3003\(99\)00175-7](https://doi.org/10.1016/S0096-3003(99)00175-7)
- Halley, E. (1694). A new, exact and easy method of finding the roots of equations generally, and that without any previous reduction. *Philosophical Transactions of the Royal Society* 18(210), 136-148. [doi:10.1098/rstl.1694.0029](https://doi.org/10.1098/rstl.1694.0029)
- Hayes, B. (2005). Why W? *American Scientist* 93(2), 104–108. <https://dx.doi.org/10.1511/2005.2.104>
- Herwig, H., Gloss, D. and Wenterodt, T. (2008). A new approach to understanding and modelling the influence of wall roughness on friction factors for pipe and channel flows. *Journal of Fluid Mechanics* 613, 35-53. <https://doi.org/10.1017/S0022112008003534>
- Hosseini, M., Chizari, H., Poston, T., Salleh, M.B. and Abdullah, A.H. (2014). Efficient underwater RSS value to distance inversion using the Lambert function. *Mathematical Problems in Engineering* <http://dx.doi.org/10.1155/2014/175275>
- Householder, A.S. (1970). *The Numerical Treatment of a Single Nonlinear Equation*. McGraw-Hill. <https://lccn.loc.gov/79103908>
- Keady, G. (1998). Colebrook-White formula for pipe flows. *Journal of Hydraulic Engineering ASCE* 124(1), 96-97. [https://dx.doi.org/10.1061/\(ASCE\)0733-9429\(1998\)124:1\(96\)](https://dx.doi.org/10.1061/(ASCE)0733-9429(1998)124:1(96))
- Kornerup, P. and Matula, D.W. (2010). *Finite precision number systems and arithmetic*. Cambridge University Press. <https://doi.org/10.1017/CBO9780511778568>
- Kornerup, P. and Muller, J.M. (2006). Choosing starting values for certain Newton–Raphson iterations. *Theoretical Computer Science* 351(1), 101-110. <https://doi.org/10.1016/j.tcs.2005.09.056>
- Langelandsvik, L.I., Kunkel, G.J. and Smits, A.J. (2008). Flow in a commercial steel pipe. *Journal of Fluid Mechanics* 595, 323-339. <https://doi.org/10.1017/S0022112007009305>
- LaViolette M. (2017). On the history, science, and technology included in the Moody diagram. *Journal of Fluids Engineering ASME* 139(3), 030801-030801-21. <https://dx.doi.org/10.1115/1.4035116>
- Mező, I. and Baricz, Á. (2017). On the generalization of the Lambert W function. *Transactions of the American Mathematical Society* 369(11), 7917-7934. <https://doi.org/10.1090/tran/6911>

Mikata, Y. and Walczak, W.S. (2016). Exact analytical solutions of the Colebrook-White equation. *Journal of Hydraulic Engineering ASCE* 142(2), 04015050. [https://dx.doi.org/10.1061/\(ASCE\)HY.1943-7900.0001074](https://dx.doi.org/10.1061/(ASCE)HY.1943-7900.0001074)

Moody, L.F. (1944). Friction factors for pipe flow. *Transactions of ASME* 66(8), 671-684. Available from: http://user.engineering.uiowa.edu/~me_160/lecture_notes/MoodyLPaper1944.pdf

Moursund, D.G. (1967). Optimal starting values for Newton-Raphson calculation of $x^{1/2}$. *Communications of the ACM* 10(7), 430-432. <https://doi.org/10.1145/363427.363454>

Özger, M. and Yıldırım, G. (2009). Determining turbulent flow friction coefficient using adaptive neuro-fuzzy computing technique. *Advances in Engineering Software* 40(4), 281-287. <https://doi.org/10.1016/j.advengsoft.2008.04.006>

Petković, M.S., Petković, L.D. and Herceg, Đ. (2010). On Schröder's families of root-finding methods. *Journal of Computational and Applied Mathematics* 233(8), 1755-1762. <https://doi.org/10.1016/j.cam.2009.09.012>

Petković, M.S., Neta, B., Petković, L.D. and Džunić, J. (2014). Multipoint methods for solving nonlinear equations: A survey. *Applied Mathematics and Computation* 226, 635-660. <https://doi.org/10.1016/j.amc.2013.10.072>

Praks, P., Kopustinskas, V. and Masera, M. (2015). Probabilistic modelling of security of supply in gas networks and evaluation of new infrastructure. *Reliability Engineering & System Safety*, 144, 254-264. <https://doi.org/10.1016/j.ress.2015.08.005>

Praks, P., Kopustinskas, V. and Masera, M. (2017). Monte-Carlo-based reliability and vulnerability assessment of a natural gas transmission system due to random network component failures. *Sustainable and Resilient Infrastructure*, 2(3), 97-107. <https://doi.org/10.1080/23789689.2017.1294881>

Praks, P. and Brkić, D. (2018) One-log call iterative solution of the Colebrook equation for flow friction based on Padé polynomials. *Energies* 2018, 11(7), 1825. <https://doi.org/10.3390/en11071825>

Rollmann, P. and Spindler, K. (2015). Explicit representation of the implicit Colebrook-White equation. *Case Studies in Thermal Engineering* 5, 41-47. <https://dx.doi.org/10.1016/j.csite.2014.12.001>

Scavo, T.R. and Thoo, J.B. (1995). On the geometry of Halley's method. *The American Mathematical Monthly* 102(5), 417-426. <https://doi.org/10.2307/2975033>

Schröder, E. (1870). Über unendlich viele Algorithmen zur Auflösung der Gleichungen. *Mathematische Annalen* 2(2), 317-365. <https://doi.org/10.1007/BF01444024> (On Infinitely Many Algorithms for Solving Equations. English translation of Schröder's original paper from <http://hdl.handle.net/1903/577>)

Schultz, M.P. and Flack, K.A. (2007). The rough-wall turbulent boundary layer from the hydraulically smooth to the fully rough regime. *Journal of Fluid Mechanics* 580, 381-405. <https://doi.org/10.1017/S0022112007005502>

- Serghides, T.K. (1984). Estimate friction factor accurately. *Chemical Engineering (New York)*, 91(5), 63-64.
- Sharma, J. R. and Arora, H. (2016). A new family of optimal eighth order methods with dynamics for nonlinear equations. *Applied Mathematics and Computation*, 273, 924-933.
<https://doi.org/10.1016/j.amc.2015.10.049>
- Shampine, L.F. (2007). Accurate numerical derivatives in MATLAB. *ACM Transactions on Mathematical Software (TOMS)* 33(4), 26. <https://doi.org/10.1145/1268776.1268781>
- Sobol, I.M., Turchaninov, V.I., Levitan, Y.L. and Shukman, B.V. (1992). Quasi-random sequence generator (routine LPTAU51). Keldysh Institute of Applied Mathematics, Russian Academy of Sciences.
- Sonnad, J.R. and Goudar, C.T. (2007). Explicit reformulation of the Colebrook–White equation for turbulent flow friction factor calculation. *Industrial & Engineering Chemistry Research* 46(8), 2593-2600.
<https://dx.doi.org/10.1021/ie0340241>
- Sonnad, J.R. and Goudar, C.T. (2006). Turbulent flow friction factor calculation using a mathematically exact alternative to the Colebrook–White equation. *Journal of Hydraulic Engineering ASCE* 132(8). 863-867. [https://doi.org/10.1061/\(ASCE\)0733-9429\(2006\)132:8\(863\)](https://doi.org/10.1061/(ASCE)0733-9429(2006)132:8(863))
- Sonnad, J.R. and Goudar, C.T. (2004). Constraints for using Lambert W function-based explicit Colebrook–White equation. *Journal of Hydraulic Engineering ASCE* 130(9), 929-931.
[https://dx.doi.org/10.1061/\(ASCE\)0733-9429\(2004\)130:9\(929\)](https://dx.doi.org/10.1061/(ASCE)0733-9429(2004)130:9(929))
- Spiliotis, M. and Tsakiris, G. (2010). Water distribution system analysis: Newton-Raphson method revisited. *Journal of Hydraulic Engineering ASCE* 137(8), 852-855.
[https://dx.doi.org/10.1061/\(ASCE\)HY.1943-7900.0000364](https://dx.doi.org/10.1061/(ASCE)HY.1943-7900.0000364)
- Taylor, G.D. (1970). Optimal starting approximations for Newton's method. *Journal of Approximation Theory* 3(2), 156-163. [https://doi.org/10.1016/0021-9045\(70\)90024-9](https://doi.org/10.1016/0021-9045(70)90024-9)
- Tran, T.H., French, S., Ashman, R. and Kent, E. (2018). Impact of compressor failures on gas transmission network capability. *Applied Mathematical Modelling*, 55, 741-757.
<https://doi.org/10.1016/j.apm.2017.11.034>
- Valluri, S.R., Jeffrey, D.J. and Corless, R.M. (2000). Some applications of the Lambert W function to physics. *Canadian Journal of Physics* 78(9), 823-831. <https://doi.org/10.1139/p00-065>
- Varona, J.L. (2002). Graphic and numerical comparison between iterative methods. *The Mathematical Intelligencer* 24(1), 37-46. <https://doi.org/10.1007/BF03025310>
- Vatankhah, A.R. (2014). Comment on “Gene expression programming analysis of implicit Colebrook–White equation in turbulent flow friction factor calculation”. *Journal of Petroleum Science and Engineering* 124, 402-405. <https://dx.doi.org/10.1016/j.petrol.2013.12.001>

Vatankhah, A.R. (2018). Approximate Analytical Solutions for the Colebrook Equation. *Journal of Hydraulic Engineering ASCE* 144(5), 06018007. [https://doi.org/10.1061/\(ASCE\)HY.1943-7900.0001454](https://doi.org/10.1061/(ASCE)HY.1943-7900.0001454)

Winning, H.K. and Coole, T. (2013). Explicit friction factor accuracy and computational efficiency for turbulent flow in pipes. *Flow, Turbulence and Combustion* 90(1), 1-27.
<https://dx.doi.org/10.1007/s10494-012-9419-7>

Wright, E.M. (1959a). Solution of the equation $ze^z=a$. *Bulletin of the American Mathematical Society* 65, 89–93. <https://doi.org/10.1090/S0002-9904-1959-10290-1>

Wright, E.M. (1959b). XII.—Solution of the Equation $ze^z=a$. *Proceedings of the Royal Society of Edinburgh Section A: Mathematics* 65(2), 193-203. <https://doi.org/10.1017/S0080454100032271>

Yamamoto, T. (2001). Historical developments in convergence analysis for Newton's and Newton-like methods. In *Numerical Analysis: Historical Developments in the 20th Century* (pp. 241-263).
<https://doi.org/10.1016/B978-0-444-50617-7.50011-2>

Ypma, T.J. (1995). Historical development of the Newton–Raphson method. *SIAM review* 37(4), 531-551.
<https://doi.org/10.1137/1037125>

Yun, B.I. (2008). A non-iterative method for solving non-linear equations. *Applied Mathematics and Computation* 198(2), 691-699. <https://doi.org/10.1016/j.amc.2007.09.006>

Zigrang, D.J. and Sylvester, N.D. (1985). A review of explicit friction factor equations. *Journal of Energy Resources Technology ASME* 107(2), 280–283. <https://dx.doi.org/10.1115/1.3231190>

Zigrang, D.J. and Sylvester, N.D. (1982). Explicit approximations to the solution of Colebrook's friction factor equation. *AIChE Journal*, 28(3), 514-515. <https://dx.doi.org/10.1002/aic.690280323>

Zhanlav, T., Chuluunbaatar, O. and Ulziibayar, V. (2017). Generating function method for constructing new iterations. *Applied Mathematics and Computation*, 315, 414-423.
<https://doi.org/10.1016/j.amc.2017.07.078>