

# Three hypergraph eigenvector centralities

Austin R. Benson  
Cornell University  
arb@cs.cornell.edu

**Abstract.** Eigenvector centrality is a standard network analysis tool for determining the importance of (or ranking of) entities in a connected system that is represented by a graph. However, many complex systems and datasets have natural multi-way interactions that are more faithfully modeled by a hypergraph. Here we extend the notion of graph eigenvector centrality to uniform hypergraphs. Traditional graph eigenvector centralities are given by a positive eigenvector of the adjacency matrix, which is guaranteed to exist by the Perron-Frobenius theorem under some mild conditions. The natural representation of a hypergraph is a hypermatrix (colloquially, a tensor). Using recently established Perron-Frobenius theory for tensors, we develop three tensor eigenvectors centralities for hypergraphs, each with different interpretations. We show that these centralities can reveal different information on real-world data by analyzing hypergraphs constructed from n-gram frequencies, co-tagging on stock exchange, and drug combinations observed in patient emergency room visits.

**1. Finding important entities from relations.** The central question of centrality and ranking in network analysis is: how do we find the important entities given a set of relationships between them? Make no mistake—when the relationships are pairwise and the system is modeled by a graph, there is a plethora of definitions and algorithms for centrality [Borgatti and Everett, 2006; Estrada and Higham, 2010; Boldi and Vigna, 2014], and the study of centrality in social network analysis alone has a long-standing history [Bavelas, 1950; Katz, 1953; Sabidussi, 1966; Bonacich, 1972; de Sola Pool and Kochen, 1978; Freeman, 1977]. Somewhat more modern developments come from Web applications, such as PageRank, which was used in the early development of Google search results [Brin and Page, 1998; Page et al., 1999], and hub and authority scores, which were used to find authoritative Web sources [Kleinberg, 1999]. Centrality measures are a pivotal part of the network analysis toolbox and thus get used in a variety of applications [Gleich, 2015; Jeong et al., 2001; Bullmore and Sporns, 2009]. And in addition to the problem of identifying important nodes, centrality is also used as a feature in network analysis machine learning tasks such as role discovery [Henderson et al., 2012], computing graph similarity [Koutra et al., 2013], and spam detection [Ye and Akoglu, 2015].

A major shortcoming of network centrality stems from the long-running assumption throughout network science that relationships are pairwise measurements and hence a graph is the appropriate mathematical model [Strogatz, 2001; Newman, 2003]. Thus, nearly all centrality measures are designed within this dyadic paradigm. However, many systems contain simultaneous interactions between several entities. For example, people communicate and collaborate in groups, chemical reactions involve several reagents, and more than two labels may be used to classify a product. In these cases, a hypergraph is a more faithful model, yet we lack foundational mathematical analogs of centrality for this model.

This paper focuses on developing analogs of graph *eigenvector centrality* for hypergraphs. The term “eigenvector centrality” has two meanings in network science. Sometimes, eigenvector centrality means any set of centrality scores on nodes that is an eigenvector of some natural

matrix associated with the network at hand. These include, for example, the aforementioned PageRank<sup>1</sup> and hub and authority scores. Other times, eigenvector centrality refers specifically to the principal eigenvector of the adjacency matrix of a graph [Newman, 2008] (which makes the vernacular confusing). This eigenvector centrality was originally proposed by Bonacich [1972], was later used to study social networks [Bonacich, 1987], and will be the notion of eigenvector centrality used in this paper.

There are a few other recently developed centrality measures for higher-order relational data. For example, multilinear PageRank generalizes PageRank to tensors [Gleich et al., 2015; Benson et al., 2017] and is a special case of the  $Z$ -eigenvector centrality we develop in Section 2. Tudisco et al. [2018] developed eigenvector centrality for multiplex networks using new Perron-Frobenius theory of multi-linear maps [Gautier et al., 2017]; this is most similar to the  $H$ -eigenvector centrality measure we will propose. Finally, there have also been notions of centrality based on simplicial complexes and computational topology [Estrada and Ross, 2018].

**Background on graph eigenvector centrality.** Here we provide the requisite background on eigenvector centrality for graphs. We generalize the formulation to hypergraphs in the next section. Assume that we have a (possibly directed) strongly connected graph  $G = (V, E)$  with adjacency matrix  $\mathbf{A}$ . The eigenvector centrality  $\mathbf{c}$  may be derived via the two following desiderata [Bonacich, 1972; Newman, 2008]:

1. The centrality score of each node  $u$ ,  $c_u$ , is proportional to the sum of the centrality scores of the neighbors of  $u$ , i.e.,  $c_u \propto \sum_{(u,v) \in E} c_v$ .
2. The centrality scores should be positive, i.e.,  $\mathbf{c} > 0$ .

Assuming the same proportionality constant, we may auspiciously write the first condition as

$$(1.1) \quad c_u = \frac{1}{\lambda} \sum_{(u,v) \in E} c_v, \text{ for all } u \in V,$$

where  $\lambda$  is a constant. The matrix enthusiast quickly recognizes that  $\mathbf{c}$  is an eigenvector of  $\mathbf{A}$ :

$$(1.2) \quad \mathbf{A}\mathbf{c} = \lambda\mathbf{c}.$$

Equation (1.2) holds for any eigenpair of  $\mathbf{A}$ . The second of our desiderata tells us which one to use, if we know about the Perron-Frobenius theorem. We state a version of the theorem here since we will use generalizations of the theorem for tensors later in the paper.

**Theorem 1.1 (Perron-Frobenius Theorem).** *Let  $\mathbf{A}$  be the (possibly weighted) adjacency matrix of a strongly connected graph. Then there exists an eigenvector  $\mathbf{c} > 0$  such that  $\mathbf{A}\mathbf{c} = \lambda_1\mathbf{c}$ . Moreover,  $\lambda_1 > 0$ ,  $\lambda_1$  is the largest eigenvalue in magnitude of  $\mathbf{A}$ , the eigenspace associated with  $\lambda_1$  is one-dimensional, and  $\mathbf{c}$  is the only positive eigenvector of  $\mathbf{A}$  (up to scaling).*

Thus, by the Perron-Frobenius theorem, the eigenvector centrality score vector in (1.2) is the principal eigenvector of the adjacency matrix. Eigenvector centrality of this form has appeared in a range of applications, including the analysis of infectious disease spreading in primates [Balasubramaniam et al., 2016], patterns in fMRI data of human brains [Lohmann et al., 2010], and career trajectories of Hollywood actors [Taylor et al., 2017].

---

<sup>1</sup>PageRank is sometimes called the “\$25,000,000,000 Eigenvector” [Bryan and Leise, 2006].

**2. Hypergraph eigenvector centralities.** Instead of a graph, we now assume that our dataset is an  $m$ -uniform hypergraph  $\mathcal{H} = (V, E)$ , which means that each hyperedge  $e \in E$  is a size- $m$  subset of  $V$ . If  $m = 3$ , a natural representation of  $\mathcal{H}$  is an  $n \times n \times n$  symmetric “hypergraph adjacency tensor”:<sup>2</sup>

$$(2.1) \quad \underline{T}_{u,v,w} = \begin{cases} 1 & \text{if } (u, v, w) \in E \\ 0 & \text{otherwise.} \end{cases}$$

When discussing graph eigenvector centrality above (i.e., the  $m = 2$  case), we assumed that the graph was strongly connected. We need an analogous notion for hypergraphs.

**Definition 2.1 (Strongly connected hypergraph).** *An  $m$ -uniform,  $n$ -node hypergraph with adjacency tensor  $\underline{T}$  is strongly connected if the graph induced by the  $n \times n$  matrix  $\mathbf{M}$  obtained by summing the modes of  $\underline{T}$ ,  $M_{ij} = \sum_{j_2, \dots, j_m} \underline{T}_{i, j_2, \dots, j_m}$ , is strongly connected.*

This definition is equivalent to  $\underline{T}$  being an irreducible tensor,<sup>3</sup> and the matrix  $\mathbf{M}$  defined above is sometimes called the *representative matrix* of  $\underline{T}$  [Qi and Luo, 2017]. Here we assumed an “undirected” set-based definition of hypergraphs, so  $\underline{T}$  is symmetric following (2.1). This means that the graph induced by  $\mathbf{M}$  is undirected and “strongly connected” really just means connected. However, there are natural notions of directed hypergraphs with non-symmetric adjacency tensors [Gallo et al., 1993], and some of the theorems we use later still apply in these cases. Therefore, we use the term “strongly connected” throughout.

In the rest of this section, we develop three eigenvector centralities for strongly connected hypergraphs. To do so, we generalize the desiderata for the eigenvector centrality scores  $\mathbf{c}$ :

1. Some function  $f$  of the centrality of node  $u$ ,  $f(c_u)$ , should be proportional to the sum of some function  $g$  of the centrality score of its neighbors. In a 3-uniform hypergraph, this means that for some positive constant  $\lambda$ ,

$$(2.2) \quad f(c_u) = \frac{1}{\lambda} \sum_{(u,v,w) \in E} g(c_v, c_w)$$

2. The centrality scores should be positive, i.e.,  $\mathbf{c} > 0$ .

Different choices of  $f$  and  $g$  give new notions of centrality. Careful choices of  $f$  and  $g$  relate to matrix and tensor eigenvectors. To keep notation simpler, we use 3-uniform hypergraphs for introducing new ideas and terminology (as in (2.2)), but we generalize all of the ideas to  $k$ -uniform hypergraphs.

**2.1. Clique motif Eigenvector Centrality (CEC).** Perhaps the most innocuous choice of  $f$  and  $g$  in (2.2) are  $f(c_u) = c_u$  and  $g(c_v, c_w) = c_v + c_w$ . In this case, there is a simple matrix formulation of the eigenvector formulation. This is unsurprising since  $f$  and  $g$  are linear.

**Proposition 2.2.** *Let  $\mathcal{H}$  be a strongly connected 3-uniform hypergraph. When  $f(c_u) = c_u$  and  $g(c_v, c_w) = c_v + c_w$  in (2.2), the centrality scores are given by the principal eigenvector of the weighted adjacency matrix  $\mathbf{W}$ , where  $W_{ux}$  is the number of hyperedges containing  $u$  and  $x$ .*

<sup>2</sup>Technically, this object is a hypermatrix. However, “tensor” is synonymous with multi-dimensional array the data mining community [Kolda and Bader, 2009], so we use it here. See Lim [2013] for precise distinctions.

<sup>3</sup>There are many notions of reducibility of tensors. In this case, we are considering weak reducibility. See the book by Qi and Luo [2017] for a comprehensive classification of nonnegative tensors.

*Proof.*

$$\lambda f(c_u) = \lambda c_u = \sum_{(u,v,w) \in E} g(c_v, c_w) = \sum_{(u,v,w) \in E} c_v + c_w = \sum_{e \in E : \{u,x\} \subset e} c_x = \sum_x W_{ux} c_x.$$

If  $\mathcal{H}$  is strongly connected then so is  $\mathbf{W}$  and we can apply the Perron-Frobenius theorem. ■

The matrix  $\mathbf{W}$  was called the “motif adjacency matrix” by the author in previous work [Benson et al., 2016; Yin et al., 2017]. Specifically, it would be the triangle motif adjacency matrix, if you were to interpret 3-uniform hyperedges as triangles in some graph. We conclude with a formal definition for the general case.

**Definition 2.3 (Clique motif Eigenvector Centrality (CEC)).** *Let  $\mathcal{H}$  be a strongly connected  $m$ -uniform hypergraph. Then the clique motif eigenvector centrality scores  $\mathbf{c}$  are given by the eigenvector  $\mathbf{W}\mathbf{c} = \lambda_1 \mathbf{c}$ , where  $\|\mathbf{c}\|_1 = 1$ ,  $W_{uv}$  is the number of hyperedges containing nodes  $u$  and  $v$ , and  $\lambda_1$  is the largest magnitude eigenvalue of  $\mathbf{W}$ .*

One interpretation of CEC (and eigenvector centrality for undirected graphs in general) is via a best low-rank decomposition. Since  $\lambda_1 > 0$  is the largest magnitude eigenvalue of  $\mathbf{W}$  and  $\mathbf{W}$  is symmetric,  $\mathbf{c}$  is also the principal left and right singular vector of  $\mathbf{W}$ . Thus, by the Eckart–Young–Mirsky theorem,  $\mathbf{c} = \operatorname{argmin}_{\|\mathbf{x}\|_2=1} \|\mathbf{W} - \mathbf{x}\mathbf{x}^T\|_F$ . We can also interpret CEC with averaged path counts. First, observe that

$$\#(\text{length-}\ell \text{ paths to } u) = \sum_{(u,v,w) \in E} \#(\text{length-}(\ell-1) \text{ paths to } v) + \#(\text{length-}(\ell-1) \text{ paths to } w).$$

Let  $\mathbf{p}^{(\ell)}$  be a vector of length- $\ell$  path counts and  $\mathbf{e}$  be the vector of all ones. Then

$$(2.3) \quad p_u^{(1)} = [\mathbf{W}\mathbf{e}]_u = \sum_{(u,v,w) \in E} e_v + e_w = \#((u, v, w) \in E) \text{ and}$$

$$(2.4) \quad p_u^{(\ell)} = [\mathbf{W}\mathbf{p}^{(\ell-1)}]_u = \sum_{(u,v,w) \in E} p_v^{(\ell-1)} + p_w^{(\ell-1)}$$

If we think of the CEC vector  $\mathbf{c}$  as the limit of the power method algorithm, then  $\mathbf{c}$  can loosely be interpreted as the steady state of a weighted average of infinite paths through the hypergraph (see Benzi and Klymko [2015] for a more formal argument).

Computing the CEC vector is straightforward. If  $\mathcal{H}$  is strongly connected, then the principal eigenvalue is simple and we can just use the power method to compute  $\mathbf{c}$ . The one subtlety is that the eigenvector is only defined up to its magnitude. Usually, this issue is ignored, under the argument that only relative order matters. However, we should be conscientious when, for example, centrality scores are used as features in machine learning pipelines. In this paper, we assume that centrality vectors are scaled to have unit 1-norm.

**2.2. Z-eigenvector centrality (ZEC).** To actually incorporate non-linearity, we can keep the innocuous choice  $f(c_u) = c_u$  but change  $g$  to the product form:  $g(c_v, c_w) = c_v c_w$  in (2.2). Now, the contribution of the centralities of two nodes in a 3-node hyperedge is multiplicative for the third. This leads to the following system of nonlinear equations for a 3-uniform hypergraph:

$$(2.5) \quad c_u = \frac{1}{\lambda} \sum_{(u,v,w) \in E} c_v c_w, \quad u \in V \iff \mathbf{T}\mathbf{c}^2 = 2\lambda\mathbf{c}.$$

Here,  $\underline{\mathbf{T}}\mathbf{c}^2$  is short-hand for a vector with  $[\underline{\mathbf{T}}\mathbf{c}^2]_i \equiv \sum_{j,k} \underline{T}_{i,j,k} c_j c_k$  (similarly, for an order- $m$  tensor,  $[\underline{\mathbf{T}}\mathbf{c}^{m-1}]_i \equiv \sum_{j_2, \dots, j_m} \underline{T}_{i,j_2, \dots, j_m} c_{j_2} \cdots c_{j_m}$ ). The extra factor of 2 comes from the symmetry in the adjacency tensor (for an order- $m$  tensor, this extra factor is  $(m-1)!$ ).

A real-valued solution  $(\mathbf{c}, \lambda)$  with  $\mathbf{c} \neq 0$  to (2.5) is called a tensor  $Z$ -eigenpair [Qi, 2005] or a tensor  $l^2$  eigenpair [Lim, 2005] (we will use the “ $Z$ ” terminology). At first glance, it is unclear if such an eigenpair even exists, let alone a positive one. Assuming the hypergraph is strongly connected, Chang et al. [2008] proved a Perron-Frobenius-like theorem that gives us the existence of a positive solution  $\mathbf{c}$ .

**Theorem 2.4 (Perron-Frobenius for  $Z$ -eigenvectors—Corollary 5.10 of [Chang et al., 2008]<sup>4</sup>).**

Let  $\underline{\mathbf{T}}$  be an order- $m$  irreducible nonnegative tensor. Then there exists a  $Z$ -eigenpair  $(\mathbf{x}, \lambda_1)$  satisfying  $\underline{\mathbf{T}}\mathbf{x}^{m-1} = \lambda_1 \mathbf{x}$  such that  $\lambda_1 > 0$  and  $\mathbf{x} > 0$ .

Unlike the case with matrices, there can be multiple positive  $Z$ -eigenvectors, even for the same eigenvalue [Chang et al., 2013, Example 2.7]. With this tensor Perron-Frobenius theorem in hand, we can define  $Z$ -eigenvector centrality for hypergraphs. To handle the uniqueness issue, we consider any positive solution to be a centrality vector.

**Definition 2.5 ( $Z$ -eigenvector centrality (ZEC)).** Let  $\mathcal{H}$  be a strongly connected  $m$ -uniform hypergraph with adjacency tensor  $\underline{\mathbf{T}}$ . Then a  $Z$ -eigenvector centrality vector for  $\mathcal{H}$  is any positive vector  $\mathbf{c}$  satisfying  $\underline{\mathbf{T}}\mathbf{c}^{m-1} = \lambda \mathbf{c}$  and  $\|\mathbf{c}\|_1 = 1$  for some eigenvalue  $\lambda > 0$ .

Analogous to the CEC (or standard graph) case, there is a ZEC vector that is a best low-rank approximation. To prove this, we first need the following lemma.

**Lemma 2.6.** Let  $\underline{\mathbf{T}}$  be an irreducible symmetric nonnegative tensor and suppose that  $\mathbf{x}$  is a nonnegative  $Z$ -eigenvector of  $\underline{\mathbf{T}}$  with positive eigenvalue  $\lambda > 0$ . Then  $\mathbf{x}$  is positive.

*Proof.* The proof technique follows Qi et al. [2016, Lemma 21]. Since  $\lambda > 0$  and  $\mathbf{x} \geq 0$ , there must be some coordinate  $i$  such that  $x_i > 0$ . By (2.5) and nonnegativity of  $\underline{\mathbf{T}}$ ,

$$(2.6) \quad 0 < \lambda x_i = \sum_{j_2, \dots, j_m: \underline{T}_{i,j_2, \dots, j_m} > 0} \underline{T}_{i,j_2, \dots, j_m} x_{j_2} \cdots x_{j_m} \implies x_{j_2}, \dots, x_{j_m} > 0$$

Therefore,  $x_r > 0$  for any index  $r \in \{(i, j_2, \dots, j_m) \mid \underline{T}_{i,j_2, \dots, j_m} > 0\}$ . Iterating this argument shows that  $x_s > 0$  for any index  $s$  reachable from  $i$  in the graph defined by the representation matrix  $M_{ij} = \sum_{j_2, \dots, j_n} \underline{T}_{i,j_2, \dots, j_n}$ . Since  $\underline{\mathbf{T}}$  is irreducible, this is all indices, so  $\mathbf{x} > 0$ . ■

The following theorem says that exists a ZEC vector that is a best rank-1 approximation of the hypergraph adjacency tensor. However, neither ZEC vectors nor best rank-1 approximations need be unique, unlike the matrix case (for both graph eigenvector centrality or CEC).

**Theorem 2.7.** Let  $\mathcal{H}$  be an  $m$ -uniform strongly connected hypergraph with symmetric adjacency tensor  $\underline{\mathbf{T}}$ . Then there is a ZEC vector  $\mathbf{c}$  such that  $\mathbf{c} \in \operatorname{argmin}_{\|\mathbf{x}\|_1=1} \|\underline{\mathbf{T}} - \otimes^m \mathbf{x}\|_F$ , where  $\otimes^m \mathbf{x}$  is the order- $m$  symmetric tensor  $\underline{\mathbf{S}}$  defined by  $\underline{S}_{i_1, \dots, i_m} = x_{i_1} \cdots x_{i_m}$ .

*Proof.* The proof combines several prior results on tensors with Lemma 2.6. First, any best symmetric rank-1 approximation to a symmetric tensor is a tensor  $Z$ -eigenvector with

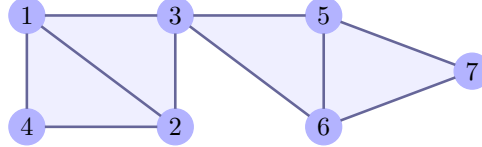
<sup>4</sup>An erratum was published for this result, but the error does not affect our statement or analysis. See Chang et al. [2013, Theorem 2.6] from the same authors for the corrected result.

largest magnitude eigenvalue [Kofidis and Regalia, 2002, Theorem 3]. Second, the best rank-1 approximation to a symmetric tensor can be chosen symmetric [Chen et al., 2012, Theorem 4.1]. Thus, a best rank-1 approximation can be chosen to be the  $Z$ -eigenvector with largest magnitude eigenvalue. Third, the coordinate values of any best rank-1 approximation to a nonnegative tensor can be chosen so that its entries are nonnegative [Qi et al., 2016, Theorem 16], so there is a nonnegative eigenvector with largest magnitude eigenvalue. Fourth, the largest  $Z$ -eigenvalue in magnitude is positive [Chang et al., 2013, Theorem 3.11 and Corollary 3.12]. Finally, Lemma 2.6 says that the corresponding eigenvector must be positive. ■

Computing tensor  $Z$ -eigenvectors is much more challenging than computing matrix eigenvectors. Adjacency tensors of hypergraphs are symmetric tensors, so we might first try the symmetric higher-order power method, an analog of the power method for matrices; however, such methods are not guaranteed to converge [Lathauwer et al., 2000; Regalia and Kofidis, 2000; Kofidis and Regalia, 2002]. A shifted symmetric higher-order power method with an appropriate shift guarantees convergence to *some*  $Z$ -eigenpair [Kolda and Mayo, 2011, 2014] but can only converge to a class of so-called “stable” eigenpairs. It turns out that ZEC vectors can be unstable, which hinders our reliance on these algorithms.

**Proposition 2.8.** *There exists a strongly connected hypergraph  $\mathcal{H}$  with a ZEC vector  $\mathbf{c}$  that is an unstable eigenvector in the sense of Kolda and Mayo [2011]. Hence, the (shifted) higher-order power method will not converge to all possible ZEC vectors.*

*Proof.* Consider the following 3-uniform hypergraph.



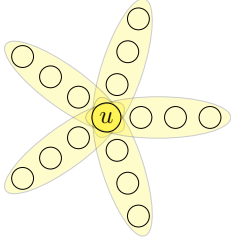
One can verify that  $(\mathbf{c}, \sqrt{2})$  is a  $Z$ -eigenpair, where  $\|\mathbf{c}\|_2 = 1$  with  $c_1 = c_2 = c_5 = c_6 = \sqrt{6}/6$ ,  $c_4 = c_7 = \sqrt{2}/6$ , and  $c_3 = \sqrt{2}/3$ . Some simple calculations following Kolda and Mayo [2011, Definition 3.4] show that  $\mathbf{c}$  is an unstable  $Z$ -eigenvector. ■

There are algorithms based on semi-definite programming hierarchies that are guaranteed to compute the eigenvectors [Cui et al., 2014; Nie and Wang, 2014; Nie and Zhang, 2017], but these methods do not scale to the data problems we explore in Section 3. Recent work by the author develops a method to compute  $Z$ -eigenpairs using dynamical systems, which can scale to large tensors and also compute unstable eigenvectors [Benson and Gleich, 2018], albeit without theoretical guarantees on convergence. In fact, we used this method to discover the example in Proposition 2.8. We use this algorithm for our computational experiments.

**2.3.  $H$ -eigenvector centrality (HEC).** A reasonable qualm with ZEC is that the dimensional analysis is nonsensical—if centrality is measured in some “unit”, then (2.5) says that a unit of centrality is equal to the sum of the product of that same unit. With this in mind, we might choose  $f(c_u) = c_u^2$  and  $g(c_v, c_w) = c_v c_w$  in (2.2) to satisfy dimensional analysis:

$$(2.7) \quad c_u^2 = \frac{1}{\lambda} \sum_{(u,v,w) \in E} c_v c_w, \quad u \in V \iff \underline{\mathbf{T}} \mathbf{c}^2 = 2\lambda \mathbf{c}^{[2]}.$$





centrality	$c_u/c_v$	$\lim_{m \rightarrow \infty} c_u/c_v$
CEC	$\frac{2r(m-1)}{\sqrt{m^2 + 4(m-1)(r-1) + m - 2}}$	$r$
ZEC	$r^{1/2}$ *	$r^{1/2}$
HEC	$r^{1/m}$	1

Figure 1: Hypergraph eigenvector centralities on sunflowers with singleton cores. **(Left)** A 4-uniform, 5-petal sunflower hypergraph with core  $C = \{u\}$ . Each petal is a hyperedge, marked here with a yellow-shaded ellipse around the nodes. **(Right)** Finite and asymptotic ratios of the centrality of the center node  $u$  to any other node  $v$  (which all have the same centrality) in a general  $m$ -uniform,  $r$ -petal sunflower hypergraph with singleton core. The ZEC scores have no dependence on  $m$ , and the HEC scores tend to uniform as  $m$  grows.

\*This ratio holds when  $m > 3$  and can hold hold when  $m = 3$  (see [Proposition 2.12](#)).

Here,  $\mathbf{c}^{[k]}$  is short-hand notation for the entry-wise  $k$ th power of a vector.<sup>5</sup> Again, the extra factor of 2 in comes from the symmetry in the adjacency tensor.

A real-valued solution  $(\mathbf{c}, \lambda)$  to (2.7) with  $\mathbf{c} \neq 0$  is called a tensor  $H$ -eigenpair [Qi, 2005] or a tensor  $l^k$ -eigenpair [Lim, 2005] (we will use the “ $H$ ” terminology). Again, we can employ tensor Perron-Frobenius theory for the existence of a positive solution with positive eigenvalue.

**Theorem 2.9 (Perron-Frobenius for  $H$ -eigenvectors—Theorem 1.4 of [Chang et al., 2008]).** *Let  $\underline{\mathbf{T}}$  be an order- $m$  irreducible tensor. Then there exists an  $H$ -eigenpair  $(\mathbf{x}, \lambda_1)$  with  $\mathbf{x} > 0$  and  $\lambda_1 > 0$ . Moreover, any nonnegative  $H$ -eigenvector also has eigenvalue  $\lambda_1$ , such vectors are unique up to scaling, and  $\lambda_1$  is the largest eigenvalue in magnitude.*

The result is stronger than for  $Z$ -eigenvectors (Theorem 2.4)—the positive dominant  $H$ -eigenvector is unique. With this result, we define our third hypergraph eigenvector centrality.

**Definition 2.10 ( $H$ -eigenvector centrality (HEC)).** *Let  $\mathcal{H}$  be a strongly connected  $m$ -uniform hypergraph with adjacency tensor  $\underline{\mathbf{T}}$ . Then the  $H$ -eigenvector centrality vector for  $\mathcal{H}$  is the positive real vector  $\mathbf{c}$  satisfying  $\underline{\mathbf{T}}\mathbf{c}^{m-1} = \lambda\mathbf{c}^m$  and  $\|\mathbf{c}\|_1 = 1$  for some eigenvalue  $\lambda > 0$ .*

Computing a HEC vector is considerably easier than computing a ZEC vector. Simple power-method-like algorithms are guaranteed to converge and work well in practice [Liu et al., 2010; Ng et al., 2010; Zhou et al., 2013; Gautier et al., 2017].

**2.4. Analysis of an illustrative example: the sunflower with singleton core.** A sunflower hypergraph has a hyperedge set  $E$  with a common pairwise intersection. Formally, for any hyperedges (called *petals*)  $A, B \in E$ ,  $A \cap B = C$ . The common intersection  $C$  is called the *core*. The sunflower is similar to the star graph, which has been used to evaluate centralities in social networks [Ruhnau, 2000]. Here, we use sunflowers as an illustrative example for the behavior of our three hypergraph eigenvector centralities. We specifically consider sunflowers where the core is a singleton, i.e.,  $A \cap B = \{u\}$  for any  $A, B \in E$  (Figure 1, left). Below, we

<sup>5</sup>Written as `c .^ k` in Julia or MATLAB.

derive analytic solutions for the centrality of each method (see also [Figure 1](#), right). In all cases, the hypergraph centralities “do the right thing”—the center node  $u$  has the largest centrality. However, the short-term and asymptotic behavior of the three centralities differ.

**CEC.** Let  $v$  be some other node than  $u$ . We assume that the centrality  $c_v$  is equal to some constant  $z$  for all nodes  $v$  and show that we get a positive eigenvector. The Perron-Frobenius theorem then gives us uniqueness. Under these assumptions, the CEC equations satisfy

$$\begin{aligned}\lambda c_u &= \sum_{(u,v_1,\dots,v_{m-1}) \in E} \sum_{j=1}^{m-1} c_{v_j} \implies \lambda c_u = r(m-1)z \\ \lambda c_v &= c_u + (m-2)z \implies \lambda^2 z = r(m-1)z + \lambda(m-2)z \\ &\implies \lambda = \frac{1}{2} \sqrt{m^2 + 4(m-1)(r-1) + m-2} \implies c_u = \frac{2r(m-1)}{\sqrt{m^2 + 4(m-1)(r-1) + m-2}} c_v\end{aligned}$$

Since  $m \geq 2$  and  $c_v > 0$ ,  $c_u$  and  $\lambda$  are both positive for any positive value  $c_v$ . Some algebra shows that  $c_u > c_v$  for finite  $m$  and  $r \geq 2$ :

$$\frac{c_u}{c_v} = \frac{2r(m-1)}{\sqrt{m^2 + 4(m-1)(r-1) + m-2}} = \frac{r}{\sqrt{\frac{1}{4} \left( \frac{m}{m-1} \right)^2 + \frac{r-1}{m-1} + \frac{1}{2} \cdot \frac{m-2}{m-1}}} > \frac{r}{\sqrt{1 + \frac{r-1}{m-1} + \frac{1}{2}}} \geq \begin{cases} \frac{r}{\sqrt{2 + \frac{1}{2}}} > 1 & m \geq r \\ \frac{r}{\sqrt{r + \frac{1}{2}}} > 1 & m < r \end{cases}.$$

Lastly, we only need to choose  $c_v > 0$  and normalize so that  $\|\mathbf{c}\|_1 = 1$ .

**ZEC.** The Perron-Frobenius theorem for tensor  $Z$ -eigenvectors does not preclude the existence of multiple positive eigenvectors with positive eigenvalues. We indeed see the non-uniqueness for the sunflower, but only in the 3-uniform case. We first show the following lemma, which states that the centrality of the non-core nodes in any petal must be the same.

**Lemma 2.11.** *In any sunflower whose common intersection is a singleton  $\{u\}$ , the ZEC scores of all nodes in the same petal—except for  $u$ —are the same.*

**Proof.** Let  $c_u$  be the centrality score of node  $u$ . Let  $w$  be any other node in an arbitrary petal  $P$ , whose centrality score is  $c_w$ . The ZEC equations satisfy

$$(2.8) \quad \lambda c_w = c_u \prod_{v \in P \setminus \{u, w\}} c_v \implies \lambda c_w^2 = c_u \prod_{v \in P \setminus \{u\}} c_v = \lambda c_{w'}^2 \text{ for any } w' \in P. \quad \blacksquare$$

We next characterize exactly when the sunflower has a unique ZEC vector.

**Proposition 2.12.** *Let  $\mathcal{H}$  be an  $m$ -uniform sunflower with is a singleton core  $\{u\}$ .*

1. *If  $m \neq 3$ , there is a unique  $Z$ -eigenvector centrality score for  $\mathcal{H}$ .*
2. *If  $m = 3$ , there are infinite  $Z$ -eigenvector centrality scores for  $\mathcal{H}$ .*

**Proof.** By [Lemma 2.11](#), each node other than  $u$  has centrality  $c_P$ , where  $P$  is the petal to which the node belongs. Re-writing (2.8) in terms of  $c_P$  gives

$$(2.9) \quad \lambda c_P^2 = c_u \prod_{v \in P \setminus \{u\}} c_P = c_u c_P^{m-1} \implies \lambda / c_u = c_P^{m-3}$$

This implies that  $c_P^{m-3} = c_{P'}^{m-3}$  for any petals  $P$  and  $P'$ . Assume  $m \neq 3$ . Then  $c_P = c_{P'}$  since  $c_P > 0$ . Let  $z$  be the centrality of any node  $v \neq u$ . The ZEC equations satisfy

$$(2.10) \quad \lambda c_u = \sum_P z^{m-1} = r z^{m-1}$$

$$(2.11) \quad \lambda z = c_u z^{m-2} \implies \lambda z = c_u z^{m-2} \implies \lambda^2 = r z^{2(m-2)} \implies \lambda = \sqrt{r} z^{m-2}$$



Plugging in the form of  $\lambda$  from (2.11) into (2.10) gives

$$(2.12) \quad c_u/c_v = rz^{m-1}/(\lambda z) = rz^{m-1}/(\sqrt{r}z^{m-1}) = \sqrt{r}.$$

Now assume  $m = 3$ . Then  $\lambda = c_u$  by (2.9). Let  $c_P > 0$  be an arbitrary constant for each petal  $P$  and define  $c_u^2 = \sum_P c_P^2$ . We now just check that the  $Z$ -eigenvector equations hold.

$$(2.13) \quad c_u^2 = \lambda c_u = \sum_P \prod_{v \in P \setminus \{u\}} c_v = \sum_P c_P^2,$$

which holds by the definition of  $c_u^2$ . Our choice of  $c_P$  was any positive real number, and for any node  $w \neq u$  in petal  $P = \{u, v, w\}$ , the ZEC equation is

$$c_u c_P = c_u c_v = \lambda c_w = c_u c_w = c_u c_P. \quad \blacksquare$$

Surprisingly, when  $m = 3$ , the non-center nodes can have different ZEC scores, even though the symmetry of the problem would suggest that they would be the same. Also surprisingly, all scores are independent of  $m$ , the number of nodes in a hyperedge. However, ZEC is consistent in the sense that the center node always has the largest centrality score.

***H-eigenvector centrality.*** Theorem 2.9 gives us uniqueness of a positive vector with positive eigenvalue. We again assume that  $c_v = z$  for any node  $v \neq u$ . The HEC equations satisfy

$$(2.14) \quad \lambda c_u^{m-1} = \sum_{(u, v_1, \dots, v_{m-1})} \prod_{j=1}^{m-1} c_{v_j} \implies \lambda c_u^{m-1} = rz^{m-1}$$

$$(2.15) \quad \lambda c_v^{m-1} = c_u z^{m-2} \implies \lambda z^{m-1} = c_u z^{m-2} \implies c_u = \lambda z$$

Plugging in  $c_u = \lambda z$  into (2.14) gives  $\lambda(\lambda z)^{m-1} = rz^{m-1} \implies \lambda = r^{1/m}$ . Thus,  $c_u/c_v = r^{1/m}$  for  $v \neq u$ , and  $c_u/c_v \rightarrow 1$  if the number of petals  $r$  is fixed and the uniformity  $m$  grows large.

**2.5. Recap: which centrality should we use?** We derived three hypergraph eigenvector centralities. The appeal of CEC is that we only need to rely on the familiar, i.e., we can just use nonnegative matrix theory. However, CEC does not incorporate any interesting nonlinear structure, whereas ZEC and HEC incorporate nonlinearity. HEC is certainly attractive computationally—simple algorithms can compute a unique eigenvector centrality vector. We don't have scalable algorithms guaranteed to compute a ZEC vector, and even worse, the ZEC vector may not be unique. Moreover, the non-uniqueness can show up on simple hypergraphs, as we saw with the sunflower. Both CEC and HEC have a proper dimensional analysis, while ZEC does not. On the other hand, ZEC can carry the same rank-1 approximation interpretation as standard graph eigenvector centrality. Also, in the asymptotics of the sunflower analysis (Figure 1, right), the HEC score of the center node approaches that of the other nodes, while the relative CEC and ZEC scores of the center node to the others are constants that only depend on the number of hyperedges.

So which centrality should we use? Our analysis suggests that none is superior to all others. As is the case with graph centralities in general, the scores are not useful in a vacuum. Instead, we can use various centralities to study data. For example, multiple centralities provide more features that can be used in machine learning pipelines. In the next section, we show that the three hypergraph centralities can provide qualitatively different results on real-world data.

Table 1: Summary statistics of datasets. The number of nodes is the dimension of the cubic adjacency tensor  $\underline{\mathbf{T}}$  of the largest component of the hypergraph, and  $\text{nnz}(\underline{\mathbf{T}})$  is the number of non-zeros in  $\underline{\mathbf{T}}$ , which we divide by the number of symmetries in the symmetric tensor.

dataset	3-uniform		4-uniform		5-uniform	
	# nodes	$\frac{\text{nnz}(\underline{\mathbf{T}})}{6}$	# nodes	$\frac{\text{nnz}(\underline{\mathbf{T}})}{24}$	# nodes	$\frac{\text{nnz}(\underline{\mathbf{T}})}{120}$
N-GRAMS	30,885	888,411	23,713	957,904	24,996	995,952
TAGS-ASK-UBUNTU	2,981	279,369	2,856	145,676	2,564	25,475
DAWN	1,677	41,225	1,447	29,829	1,212	15,690

**3. Computational experiments and data analysis.** We now analyze our proposed eigenvector centralities on three real-world datasets. We construct a 3-uniform, 4-uniform, and 5-uniform hypergraph from each of the three datasets (summary statistics are in Table 1), so there are 9 total hypergraphs for our analysis. For each of the 9 hypergraphs, we computed the CEC, ZEC, and HEC scores on the largest connected component of the hypergraph. We used Julia’s `eigs` routine to compute the CEC scores, the dynamical systems algorithm by Benson and Gleich [2018] to compute the ZEC scores, and the NQI algorithm [Ng et al., 2010] to compute the HEC scores. The software used to compute the results in this section is available at <https://github.com/arbenson/Hyper-Evec-Centrality>.

**N-GRAMS.** These hypergraphs are constructed from the most frequent  $N$ -grams in the Corpus of Contemporary American English (COCA) [Davies, 2011].<sup>6</sup> An  $N$ -gram is a sequence of  $N$  words (or parts of words) that appear contiguously in text. Here, we use the million most frequent  $N$ -grams in COCA for  $N = 3, 4, 5$  (Table 1 lists slightly fewer than a million non-zeros, which is due to ignoring ordering in the  $N$ -grams). Nodes in the hypergraph are words and hyperedges model the frequent  $N$ -grams.

Table 2 lists the top-20 ranked words according to the CEC, ZEC, and HEC scores for each of the three hypergraphs. Many of the top-ranked words are so-called stop words, such as “the”, “and”, and “to”, and nearly all of the top-20 ranked words for each of CEC and HEC are stop words or conjunctions, regardless of the size of the  $N$ -gram. The same is true of the ZEC scores, but only for the 3-grams and 4-grams. For example, in the 5-uniform hypergraph, the word “world” has rank 12 with ZEC, rank 64 with CEC, and rank 84 with HEC; and the word “people” has rank 14 with ZEC, rank 39 with CEC, and rank 44 with HEC.

To better quantify the relationship between the centralities, we computed the Spearman’s rank correlation coefficient between components of each centrality vector. Specifically, for each of CEC, ZEC, and HEC, we find the top- $k$  ranked nodes and compute the rank correlation on the sub-vectors consisting of these nodes with the other two centrality vectors. For example, if  $k = 100$ , we compute the top 100 nodes according to the CEC vector, take the length-100 sub-vector corresponding to the same nodes in the ZEC vector, and compute the rank correlation between the vectors. This is repeated for all six possible pairs of vectors and plotted as a function of  $k$  (Figure 2).

<sup>6</sup><https://www.ngrams.info>

As a function of  $k$ , the rank correlations in this dataset tend to have local minima for  $k$  between 20 and a few hundred. Larger values of  $k$  catch the tail of the distribution for which there is less difference in ranking, which leads to the increase in the correlation for large  $k$ . We also see that the correlations tend to decrease as we increase the uniformity of the hypergraph. In other words, the three centrality measures become more different when considering higher-order data. Finally, the rank correlations reveal that ZEC ranks the top nodes (beyond the top 20) substantially differently than CEC and HEC.

**TAGS-ASK-UBUNTU.** Ask Ubuntu<sup>7</sup> is a stack exchange forum, where Ubuntu users and developers ask, answer, and discuss questions. Each question may be annotated with up to 5 tags. We construct 3-uniform, 4-uniform, and 5-uniform hypergraphs from a dataset of tags co-appearing in questions [Benson et al., 2018]. The tags are nodes and we create a hyperedge if  $k$  tags have co-appeared in some question. With this construction, a question with 5 tags leads to  $\binom{5}{3}$  hyperedges in the 3-uniform hypergraph,  $\binom{5}{4}$  hyperedges in the 4-uniform hypergraph, and a single hyperedge in the 5-uniform hypergraph.

Table 3 lists the top 10 nodes ranked by CEC, ZEC, HEC for each of the three hypergraphs. With the 3-uniform hypergraph, these top-ranked nodes are roughly the same for each centrality measure, with Ubuntu version numbers (“12.04”, “14.04”, “16.04”) near or at the top of each list. When moving to 4-uniform and 5-uniform hypergraphs, the version numbers remain highly ranked, but not the most highly ranked. ZEC also picks up on three Windows-related tags with higher-order data. The tags “windows-8”, “windows” and “windows-7” are ranked 8, 9, and 10 with ZEC for the 5-uniform hypergraph but ranked 28, 22, and 26 with CEC and 21, 20, and 18 with HEC. In fact, ZEC ranks “windows”, “windows-xp”, “windows-vista”, “windows-7”, “windows-8”, and “windows-10” higher than CEC and HEC for all three hypergraphs.

Figure 3 lists the same rank correlations as described above. We again see that all centrality vectors are relatively correlated for the 3-uniform hypergraph but less so for the higher-order data. In fact, the sub-vector corresponding to the top-10 ranked CEC nodes has only 0.04 rank correlation with the same ZEC sub-vector for the 4-uniform hypergraph.

**DAWN.** The Drug Abuse Warning Network (DAWN) is a national health surveillance system in hospitals throughout the United States that records the drug use reported by patients visiting emergency rooms. Here, drugs include illicit substances, prescription medication, over-the-counter medication, and dietary supplements. We use a dataset that aggregates 8 years of DAWN reports to construct our hypergraphs [Benson et al., 2018]. Nodes in the hypergraphs correspond to drugs and there is a hyperedge on  $k$  nodes if a patient reports only the  $k$  nodes in the emergency room visit ( $k = 3, 4, 5$ ).

We again list the top-10 ranked nodes by the three centrality vectors for each of the three hypergraphs (Table 4) as well as the same rank correlation statistics (Figure 4). However, in this dataset, we see near agreement between the three centrality vectors across all three hypergraphs. For example, the rank correlations remain above 0.75 for the entire 4-uniform hypergraph for all measured top- $k$  sub-vectors considered.

---

<sup>7</sup><https://askubuntu.com>

Table 2: Top 20 nodes with largest centralities for CEC, ZEC, and HEC for the three hypergraphs constructed from the frequent  $n$ -grams. Many stop words appear as the top-ranked nodes, but ZEC picks up on non-stop words such as “world” and “people” on the hypergraph constructed from frequent 5-grams.

	3-uniform			4-uniform			5-uniform		
	CEC	ZEC	HEC	CEC	ZEC	HEC	CEC	ZEC	HEC
1	the	the	the	the	the	the	the	the	the
2	of	to	to	of	of	to	of	of	to
3	in	and	a	to	to	of	to	in	of
4	and	a	and	in	in	a	in	and	a
5	to	that	of	a	and	in	a	to	that
6	a	in	in	and	that	that	and	that	in
7	that	of	that	that	a	and	that	on	and
8	on	is	for	on	is	is	is	is	i
9	for	for	is	is	on	it	on	a	it
10	with	it	on	for	for	was	be	one	n’t
11	is	on	was	was	was	i	for	for	is
12	was	was	with	be	it	you	was	world	you
13	from	with	it	with	you	have	it	with	have
14	at	you	as	it	with	be	have	people	was
15	by	this	you	at	one	for	i	end	be
16	as	as	i	have	be	on	with	part	do
17	his	i	this	i	have	he	at	at	he
18	it	have	be	as	all	n’t	you	first	for
19	be	at	have	he	this	with	n’t	rest	on
20	are	not	at	you	at	not	as	was	we

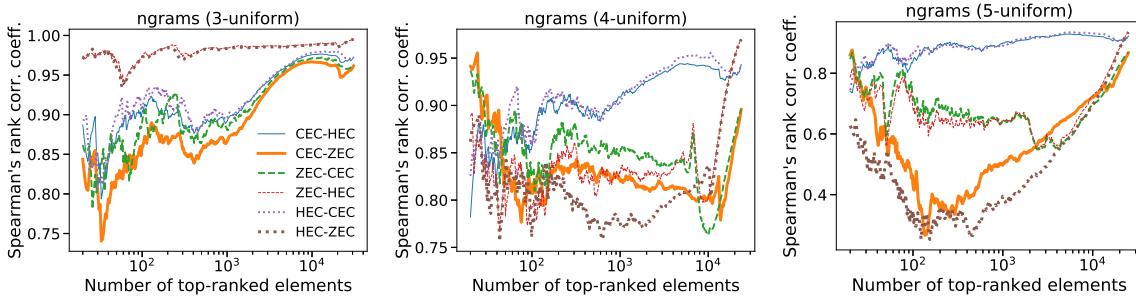


Figure 2: Spearman’s rank correlation coefficient between the top  $k$  ranked nodes from one centrality measure with the same nodes from the other two centrality measures on the  $N$ -grams dataset (the one used to determine the nodes is listed first in the legend). The rank correlation for the top few hundred nodes with ZEC and the other centralities decreases as the uniformity of the hypergraph increases, and dips below 0.4 for the 5-uniform hypergraph.

Table 3: Top 10 nodes with largest centralities for CEC, ZEC, and HEC for three hypergraphs constructed from the co-tagging dataset tags-ask-ubuntu. These highly-ranked nodes are largely the same in the 3-uniform hypergraph. For the 4-uniform and 5-uniform hypergraphs, ZEC picks up on Windows-related tags. Tags related to version numbers are ranked lower as the uniformity of the hypergraph increases.

	CEC	ZEC	HEC
3-uniform	1 14.04	14.04	14.04
	2 12.04	12.04	12.04
	3 16.04	boot	16.04
	4 server	16.04	boot
	5 command-line	drivers	drivers
	6 boot	nvidia	command-line
	7 networking	dual-boot	server
	8 drivers	server	networking
	9 unity	command-line	unity
	10 gnome	upgrade	gnome
	CEC	ZEC	HEC
4-uniform	1 14.04	dual-boot	14.04
	2 boot	boot	boot
	3 drivers	grub2	drivers
	4 12.04	partitioning	12.04
	5 16.04	uefi	16.04
	6 networking	system-installation	dual-boot
	7 server	14.04	nvidia
	8 dual-boot	windows	grub2
	9 nvidia	installation	networking
	10 grub2	12.04	partitioning
	CEC	ZEC	HEC
5-uniform	1 boot	dual-boot	boot
	2 dual-boot	boot	dual-boot
	3 14.04	grub2	grub2
	4 drivers	partitioning	drivers
	5 grub2	uefi	14.04
	6 networking	system-installation	partitioning
	7 16.04	14.04	nvidia
	8 partitioning	windows-8	16.04
	9 nvidia	windows	12.04
	10 12.04	windows-7	networking

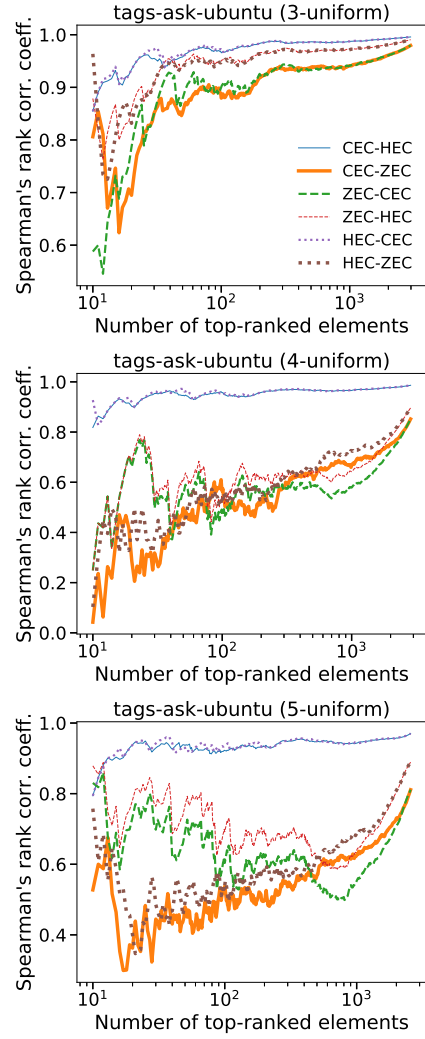


Figure 3: Spearman’s rank correlation coefficient between the top  $k$  ranked nodes from one centrality measure with the same nodes from the other two centrality measures on the Ask Ubuntu co-tagging dataset (the one used to determine the nodes is listed first in the legend). For the 3-uniform hypergraph, all centralities are relatively correlated for  $k \geq 30$ . For the 4-uniform and 5-uniform hypergraphs, ZEC tends to be less correlated with CEC and HEC, which is also seen in the rankings of the top 10 nodes (Table 3, left).

Table 4: Top 10 nodes with largest centralities for CEC, ZEC, and HEC for three hypergraphs constructed from the reported sets of drugs used by patients in emergency room visits in the DAWN dataset. The highly-ranked nodes in the 3-uniform, 4-uniform, and 5-uniform graphs are largely the same and are consistent across the centrality measures.

	CEC	ZEC	HEC
3-uniform	1 alcohol	alcohol	alcohol
	2 cocaine	alprazolam	alprazolam
	3 marijuana	clonazepam	acet.-hydrocodone
	4 acet.-hydrocodone	acet.-hydrocodone	clonazepam
	5 alprazolam	cocaine	cocaine
	6 clonazepam	marijuana	marijuana
	7 ibuprofen	quetiapine	quetiapine
	8 quetiapine	lorazepam	lorazepam
	9 acetaminophen	zolpidem	ibuprofen
	10 lorazepam	oxycodone	zolpidem
	CEC	ZEC	HEC
4-uniform	1 alcohol	alcohol	alcohol
	2 cocaine	cocaine	cocaine
	3 marijuana	marijuana	marijuana
	4 alprazolam	alprazolam	alprazolam
	5 acet.-hydrocodone	acet.-hydrocodone	acet.-hydrocodone
	6 clonazepam	clonazepam	clonazepam
	7 quetiapine	heroin	quetiapine
	8 heroin	oxycodone	oxycodone
	9 oxycodone	methadone	heroin
	10 lorazepam	acet.-oxycodone	acet.-oxycodone
5-uniform	1 alcohol	cocaine	alcohol
	2 cocaine	alcohol	cocaine
	3 marijuana	marijuana	marijuana
	4 alprazolam	heroin	alprazolam
	5 acet.-hydrocodone	alprazolam	acet.-hydrocodone
	6 clonazepam	benzodiazepines	heroin
	7 heroin	oxycodone	clonazepam
	8 benzodiazepines	acet.-hydrocodone	benzodiazepines
	9 oxycodone	methadone	oxycodone
	10 narcotic analgesics	narcotic analgesics	narcotic analgesics

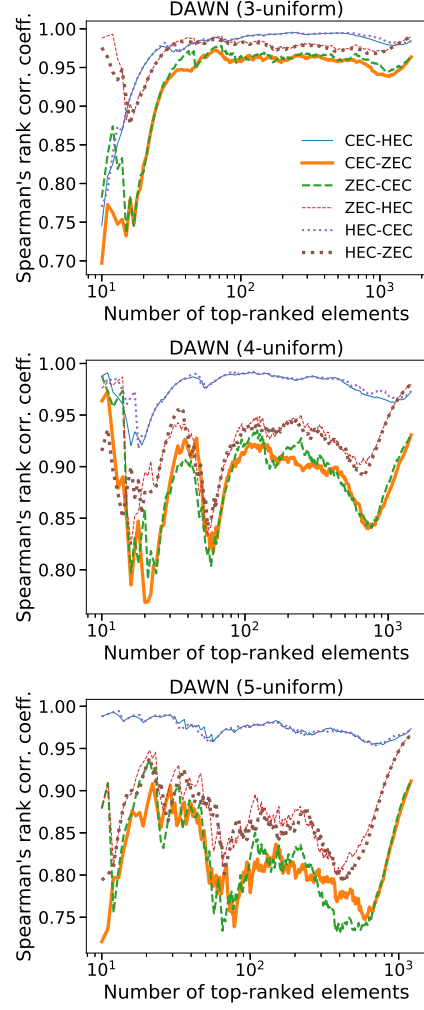


Figure 4: Spearman's rank correlation coefficient between the top  $k$  ranked nodes from one centrality measure with the same nodes from the other two centrality measures on the DAWN dataset (the one used to determine the nodes is listed first in the legend). Regardless of the uniformity of the hypergraph, the centralities are relatively correlated, which can also be observed from the similar top-10 nodes listed in Table 4 (left).



**4. Discussion.** Centrality is a pillar of network science, and emerging datasets containing supra-dyadic relationships offer new challenges in understanding centrality in complex systems. Here, we proposed three eigenvector centralities for hypergraph models of such multi-relational data. Two of these incorporated non-linear structure and relied on fairly recent developments in the spectral theory of tensors to create a sensible definition. None of the three centralities is “best” and we saw empirically that the eigenvectors can provide qualitatively different results. There are several other types of tensor eigenvectors that could also be considered for centrality [Qi and Luo, 2017]. However,  $Z$ - and  $H$ -eigenvectors are the most well studied. We only developed eigenvector centrality for  $k$ -uniform hypergraphs, but one could combine the scores for different values of  $k$  to incorporate multiple hyperedge sizes appearing in a dataset.

We used a set-based definition of hypergraphs that made the adjacency tensor symmetric. In network science, directed graphs with non-symmetric adjacency matrices are a common model, and eigenvector centrality is still well-defined if the graph is strongly connected. There are similar notions of directionality in hypergraphs. For example, the N-GRAMS dataset could have been interpreted as “directed” since the ordering of the words matters for its frequency. Trajectory or path-based data appearing in transportation systems [Xu et al., 2016], citation patterns [Rosvall et al., 2014], and human contact sequences [Scholtes, 2017] can be encoded as directed hypergraphs in similar ways. Theorems 2.4 and 2.9 hold for arbitrary irreducible nonnegative tensors, which includes adjacency tensors of strongly connected hypergraphs. Therefore, the hypergraph centralities we developed remain well-defined in these more general cases. However, computation becomes a bigger challenge.

**Acknowledgments.** I thank Yang Qi and David Gleich for many helpful discussions.

## References.

- [Balasubramaniam et al., 2016] K. BALASUBRAMANIAM, B. BEISNER, J. VANDELEEST, E. ATWILL, and B. MCCOWAN. *Social buffering and contact transmission: network connections have beneficial and detrimental effects on Shigella infection risk among captive rhesus macaques*. PeerJ, 4, p. e2630, 2016. doi:10.7717/peerj.2630.
- [Bavelas, 1950] A. BAVELAS. *Communication patterns in task-oriented groups*. The Journal of the Acoustical Society of America, 22 (6), pp. 725–730, 1950. doi:10.1121/1.1906679.
- [Benson et al., 2018] A. R. BENSON, R. ABEBE, M. T. SCHAUB, A. JADBABAIE, and J. KLEINBERG. *Simplicial closure and higher-order link prediction*. arXiv:1802.06916, 2018.
- [Benson and Gleich, 2018] A. R. BENSON and D. F. GLEICH. *Computing tensor Z-eigenvectors with dynamical systems*. arXiv:1805.00903, 2018.
- [Benson et al., 2016] A. R. BENSON, D. F. GLEICH, and J. LESKOVEC. *Higher-order organization of complex networks*. Science, 353 (6295), pp. 163–166, 2016. doi:10.1126/science.aad9029.
- [Benson et al., 2017] A. R. BENSON, D. F. GLEICH, and L.-H. LIM. *The spacey random walk: A stochastic process for higher-order data*. SIAM Review, 59 (2), pp. 321–345, 2017. doi:10.1137/16m1074023.
- [Benzi and Klymko, 2015] M. BENZI and C. KLYMKO. *On the limiting behavior of parameter-dependent network centrality measures*. SIAM Journal on Matrix Analysis and Applications, 36 (2), pp. 686–706, 2015. doi:10.1137/130950550.

- [Boldi and Vigna, 2014] P. BOLDI and S. VIGNA. *Axioms for centrality*. Internet Mathematics, 10 (3-4), pp. 222–262, 2014. doi:10.1080/15427951.2013.865686.
- [Bonacich, 1972] P. BONACICH. *Technique for analyzing overlapping memberships*. Sociological Methodology, 4, p. 176, 1972. doi:10.2307/270732.
- [Bonacich, 1987] ———. *Power and centrality: A family of measures*. American Journal of Sociology, 92 (5), pp. 1170–1182, 1987. doi:10.1086/228631.
- [Borgatti and Everett, 2006] S. P. BORGATTI and M. G. EVERETT. *A graph-theoretic perspective on centrality*. Social Networks, 28 (4), pp. 466–484, 2006. doi:10.1016/j.socnet.2005.11.005.
- [Brin and Page, 1998] S. BRIN and L. PAGE. *The anatomy of a large-scale hypertextual web search engine*. Computer Networks and ISDN Systems, 30 (1-7), pp. 107–117, 1998. doi:10.1016/s0169-7552(98)00110-x.
- [Bryan and Leise, 2006] K. BRYAN and T. LEISE. *The \$25,000,000,000 eigenvector: The linear algebra behind google*. SIAM Review, 48 (3), pp. 569–581, 2006. doi:10.1137/050623280.
- [Bullmore and Sporns, 2009] E. BULLMORE and O. SPORNS. *Complex brain networks: graph theoretical analysis of structural and functional systems*. Nature Reviews Neuroscience, 10 (3), pp. 186–198, 2009. doi:10.1038/nrn2575.
- [Chang et al., 2013] K. CHANG, K. PEARSON, and T. ZHANG. *Some variational principles for Z-eigenvalues of nonnegative tensors*. Linear Algebra and its Applications, 438 (11), pp. 4166–4182, 2013. doi:10.1016/j.laa.2013.02.013.
- [Chang et al., 2008] K. C. CHANG, K. PEARSON, and T. ZHANG. *Perron-frobenius theorem for nonnegative tensors*. Communications in Mathematical Sciences, 6 (2), pp. 507–520, 2008. doi:10.4310/cms.2008.v6.n2.a12.
- [Chen et al., 2012] B. CHEN, S. HE, Z. LI, and S. ZHANG. *Maximum block improvement and polynomial optimization*. SIAM Journal on Optimization, 22 (1), pp. 87–107, 2012. doi:10.1137/110834524.
- [Cui et al., 2014] C.-F. CUI, Y.-H. DAI, and J. NIE. *All real eigenvalues of symmetric tensors*. SIAM Journal on Matrix Analysis and Applications, 35 (4), pp. 1582–1601, 2014. doi:10.1137/140962292.
- [Davies, 2011] M. DAVIES. *N-grams data from the Corpus of Contemporary American English (COCA)*. 2011.
- [de Sola Pool and Kochen, 1978] I. DE SOLA POOL and M. KOCHEN. *Contacts and influence*. Social Networks, 1 (1), pp. 5–51, 1978. doi:10.1016/0378-8733(78)90011-4.
- [Estrada and Higham, 2010] E. ESTRADA and D. J. HIGHAM. *Network properties revealed through matrix functions*. SIAM Review, 52 (4), pp. 696–714, 2010. doi:10.1137/090761070.
- [Estrada and Ross, 2018] E. ESTRADA and G. J. ROSS. *Centralities in simplicial complexes. applications to protein interaction networks*. Journal of Theoretical Biology, 438, pp. 46–60, 2018. doi:10.1016/j.jtbi.2017.11.003.
- [Freeman, 1977] L. C. FREEMAN. *A set of measures of centrality based on betweenness*. Sociometry, 40 (1), p. 35, 1977. doi:10.2307/3033543.
- [Gallo et al., 1993] G. GALLO, G. LONGO, S. PALLOTTINO, and S. NGUYEN. *Directed hypergraphs and applications*. Discrete Applied Mathematics, 42 (2-3), pp. 177–201, 1993. doi:10.1016/0166-218x(93)90045-p.
- [Gautier et al., 2017] A. GAUTIER, F. TUDISCO, and M. HEIN. *The perron-frobenius theorem*

- for multi-homogeneous maps. arXiv:1702.03230, 2017.
- [Gleich, 2015] D. F. GLEICH. *PageRank beyond the web*. SIAM Review, 57 (3), pp. 321–363, 2015. doi:10.1137/140976649.
- [Gleich et al., 2015] D. F. GLEICH, L.-H. LIM, and Y. YU. *Multilinear PageRank*. SIAM Journal on Matrix Analysis and Applications, 36 (4), pp. 1507–1541, 2015. doi:10.1137/140985160.
- [Henderson et al., 2012] K. HENDERSON, B. GALLAGHER, T. ELIASSI-RAD, H. TONG, S. BASU, L. AKOGLU, D. KOUTRA, C. FALOUTSOS, and L. LI. *RolX: structural role extraction & mining in large graphs*. In *Proceedings of the 18th ACM SIGKDD international conference on Knowledge discovery and data mining*. 2012. doi:10.1145/2339530.2339723.
- [Jeong et al., 2001] H. JEONG, S. P. MASON, A.-L. BARABÁSI, and Z. N. OLTVAI. *Lethality and centrality in protein networks*. Nature, 411 (6833), pp. 41–42, 2001. doi:10.1038/35075138.
- [Katz, 1953] L. KATZ. *A new status index derived from sociometric analysis*. Psychometrika, 18 (1), pp. 39–43, 1953. doi:10.1007/bf02289026.
- [Kleinberg, 1999] J. M. KLEINBERG. *Authoritative sources in a hyperlinked environment*. Journal of the ACM, 46 (5), pp. 604–632, 1999. doi:10.1145/324133.324140.
- [Kofidis and Regalia, 2002] E. KOFIDIS and P. A. REGALIA. *On the best rank-1 approximation of higher-order supersymmetric tensors*. SIAM Journal on Matrix Analysis and Applications, 23 (3), pp. 863–884, 2002. doi:10.1137/s0895479801387413.
- [Kolda and Bader, 2009] T. G. KOLDA and B. W. BADER. *Tensor decompositions and applications*. SIAM Review, 51 (3), pp. 455–500, 2009. doi:10.1137/07070111X.
- [Kolda and Mayo, 2011] T. G. KOLDA and J. R. MAYO. *Shifted power method for computing tensor eigenpairs*. SIAM Journal on Matrix Analysis and Applications, 32 (4), pp. 1095–1124, 2011. doi:10.1137/100801482.
- [Kolda and Mayo, 2014] ———. *An adaptive shifted power method for computing generalized tensor eigenpairs*. SIAM Journal on Matrix Analysis and Applications, 35 (4), pp. 1563–1581, 2014. doi:10.1137/140951758.
- [Koutra et al., 2013] D. KOUTRA, J. T. VOGELSTEIN, and C. FALOUTSOS. *DeltaCon: A principled massive-graph similarity function*. In *Proceedings of the 2013 SIAM International Conference on Data Mining*, pp. 162–170. Society for Industrial and Applied Mathematics, 2013. doi:10.1137/1.9781611972832.18.
- [Lathauwer et al., 2000] L. D. LATHAUWER, B. D. MOOR, and J. VANDEWALLE. *On the Best Rank-1 and Rank- $(R_1, R_2, \dots, R_N)$  Approximation of Higher-Order Tensors*. SIAM Journal on Matrix Analysis and Applications, 21 (4), pp. 1324–1342, 2000. doi:10.1137/s0895479898346995.
- [Lim, 2005] L.-H. LIM. *Singular values and eigenvalues of tensors: A variational approach*. In *First IEEE International Workshop on Computational Advances in Multi-Sensor Adaptive Processing*. 2005. doi:10.1109/camap.2005.1574201.
- [Lim, 2013] ———. *Tensors and hypermatrices*. In *Handbook of Linear Algebra, Second Edition*, chapter 15, pp. 231–260. Chapman and Hall/CRC, 2013. doi:10.1201/b16113-19.
- [Liu et al., 2010] Y. LIU, G. ZHOU, and N. F. IBRAHIM. *An always convergent algorithm for the largest eigenvalue of an irreducible nonnegative tensor*. Journal of Computational and Applied Mathematics, 235 (1), pp. 286–292, 2010. doi:10.1016/j.cam.2010.06.002.
- [Lohmann et al., 2010] G. LOHMANN, D. S. MARGULIES, A. HORSTMANN, B. PLEGER, J. LEPSIEN, D. GOLDBAHN, H. SCHLOEGL, M. STUMVOLL, A. VILLRINGER, and R. TURNER.

- Eigenvector centrality mapping for analyzing connectivity patterns in fMRI data of the human brain*. PLOS ONE, 5 (4), p. e10232, 2010. doi:10.1371/journal.pone.0010232.
- [Newman, 2003] M. E. J. NEWMAN. *The structure and function of complex networks*. SIAM Review, 45 (2), pp. 167–256, 2003. doi:10.1137/s003614450342480.
- [Newman, 2008] ———. *Mathematics of networks*. In *The New Palgrave Encyclopedia of Economics*. Palgrave Macmillan, Basingstoke, second edition, 2008.
- [Ng et al., 2010] M. NG, L. QI, and G. ZHOU. *Finding the largest eigenvalue of a nonnegative tensor*. SIAM Journal on Matrix Analysis and Applications, 31 (3), pp. 1090–1099, 2010. doi:10.1137/09074838x.
- [Nie and Wang, 2014] J. NIE and L. WANG. *Semidefinite relaxations for best rank-1 tensor approximations*. SIAM Journal on Matrix Analysis and Applications, 35 (3), pp. 1155–1179, 2014. doi:10.1137/130935112.
- [Nie and Zhang, 2017] J. NIE and X. ZHANG. *Real eigenvalues of nonsymmetric tensors*. Computational Optimization and Applications, 70 (1), pp. 1–32, 2017. doi:10.1007/s10589-017-9973-y.
- [Page et al., 1999] L. PAGE, S. BRIN, R. MOTWANI, and T. WINOGRAD. *The pagerank citation ranking: Bringing order to the web*. Technical report, Stanford InfoLab, 1999.
- [Qi, 2005] L. QI. *Eigenvalues of a real supersymmetric tensor*. Journal of Symbolic Computation, 40 (6), pp. 1302–1324, 2005. doi:10.1016/j.jsc.2005.05.007.
- [Qi and Luo, 2017] L. QI and Z. LUO. *Tensor analysis: Spectral theory and special tensors*, SIAM, 2017.
- [Qi et al., 2016] Y. QI, P. COMON, and L.-H. LIM. *Uniqueness of nonnegative tensor approximations*. IEEE Transactions on Information Theory, 62 (4), pp. 2170–2183, 2016. doi:10.1109/tit.2016.2532906.
- [Regalia and Kofidis, 2000] P. A. REGALIA and E. KOFIDIS. *The higher-order power method revisited: convergence proofs and effective initialization*. In *Proceedings of the IEEE International Conference on Acoustics, Speech, and Signal Processing*. 2000. doi:10.1109/icassp.2000.861047.
- [Rosvall et al., 2014] M. ROSVALL, A. V. ESQUIVEL, A. LANCICHINETTI, J. D. WEST, and R. LAMBIOTTE. *Memory in network flows and its effects on spreading dynamics and community detection*. Nature Communications, 5 (1), 2014. doi:10.1038/ncomms5630.
- [Ruhnau, 2000] B. RUHNAU. *Eigenvector-centrality — a node-centrality?* Social Networks, 22 (4), pp. 357–365, 2000. doi:10.1016/s0378-8733(00)00031-9.
- [Sabidussi, 1966] G. SABIDUSSI. *The centrality index of a graph*. Psychometrika, 31 (4), pp. 581–603, 1966. doi:10.1007/bf02289527.
- [Scholtes, 2017] I. SCHOLTES. *When is a network a network? multi-order graphical model selection in pathways and temporal networks*. In *Proceedings of the 23rd ACM SIGKDD International Conference on Knowledge Discovery and Data Mining*. 2017. doi:10.1145/3097983.3098145.
- [Strogatz, 2001] S. H. STROGATZ. *Exploring complex networks*. Nature, 410 (6825), pp. 268–276, 2001. doi:10.1038/35065725.
- [Taylor et al., 2017] D. TAYLOR, S. A. MYERS, A. CLAUSET, M. A. PORTER, and P. J. MUCHA. *Eigenvector-based centrality measures for temporal networks*. Multiscale Modeling & Simulation, 15 (1), pp. 537–574, 2017. doi:10.1137/16m1066142.

- [Tudisco et al., 2018] F. TUDISCO, F. ARRIGO, and A. GAUTIER. *Node and layer eigenvector centralities for multiplex networks*. SIAM Journal on Applied Mathematics, 78 (2), pp. 853–876, 2018. doi:10.1137/17m1137668.
- [Xu et al., 2016] J. XU, T. L. WICKRAMARATHNE, and N. V. CHAWLA. *Representing higher-order dependencies in networks*. Science Advances, 2 (5), pp. e1600028–e1600028, 2016. doi:10.1126/sciadv.1600028.
- [Ye and Akoglu, 2015] J. YE and L. AKOGLU. *Discovering opinion spammer groups by network footprints*. In *Proceedings of the 2015 ACM on Conference on Online Social Networks*. 2015. doi:10.1145/2817946.2820606.
- [Yin et al., 2017] H. YIN, A. R. BENSON, J. LESKOVEC, and D. F. GLEICH. *Local higher-order graph clustering*. In *Proceedings of the 23rd ACM SIGKDD International Conference on Knowledge Discovery and Data Mining*. 2017. doi:10.1145/3097983.3098069.
- [Zhou et al., 2013] G. ZHOU, L. QI, and S.-Y. WU. *Efficient algorithms for computing the largest eigenvalue of a nonnegative tensor*. Frontiers of Mathematics in China, 8 (1), pp. 155–168, 2013. doi:10.1007/s11464-012-0268-4.