

Supporting Very Large Models using Automatic Dataflow Graph Partitioning

Minjie Wang

Chien-chin Huang

Jinyang Li

New York University

Abstract

There is a trend towards using very large deep neural networks (DNN) to improve the accuracy of complex machine learning tasks. However, the size of DNN models that can be explored today is limited by the amount of GPU device memory.

This paper presents Tofu, a system for partitioning very large DNN models across multiple GPU devices. Tofu is designed for a tensor-based dataflow system: for each operator in the dataflow graph, it partitions its input/output tensors and parallelizes its execution across workers. Tofu can automatically discover how each operator can be partitioned by analyzing its semantics expressed in a simple specification language. Tofu uses a search algorithm based on dynamic programming to determine the best partition strategy for each operator in the entire dataflow graph. Our experiments on an 8-GPU machine show that Tofu enables the training of very large CNN and RNN models. It also achieves better performance than alternative approaches to train very large models on multiple GPUs.

1 Introduction

The deep learning community has been steadily advancing to use larger deep neural network (DNN) models to achieve higher accuracy on more complex tasks over the past few years [1, 2]. Empirical evidence shows that, since the 80s, the number of parameters in the state-of-the-art neural network has doubled roughly every 2.4 years [3], enabled by hardware improvements and the availability of large datasets. As deployed DNN models remain many orders of magnitude smaller than that of a mammalian brain, so there remains much room for growth. However, the size of a DNN model that can be explored today is constrained by the limited GPU device memory.

There have been many efforts to tackle the problem of limited GPU device memory. Some proposals try to fit larger models into a single GPU, e.g. by using the much larger CPU memory as a swap area for the GPU [4] or by discarding intermediate results to save memory at the cost of re-computation [5, 6, 7]. Another promising di-

rection is to partition a DNN model across multiple GPU devices, thereby utilizing the aggregate memory of many devices. This is commonly referred to as “model parallelism” in the literature.

There are two approaches to realize model parallelism. A DNN model consists of a large number of layers, each parameterized by its own weights. Computation on a model is represented as a dataflow graph of operators whose inputs and outputs are tensors. One approach is to assign different layers of the model to different devices. We refer to this approach as *operator placement*, since its practical implementations [8, 9] boil down to assigning different operators in the dataflow graph to different devices. The second approach is to partition each tensor involved in the dataflow graph across devices, e.g. the weight tensor, the feature map tensor etc. With partitioned tensors, it is natural to also partition/parallelize the execution of the dataflow graph across devices. We refer to this approach as *dataflow graph partitioning*.

Compared to operator placement, dataflow partitioning has the advantage that it leads to balanced memory consumption and can parallelize the execution of a broader class of DNN models. Some earlier systems, e.g. COTS [10], DistBelief [11], have shown the benefits of partitioning tensors to train large DNN models. However, these early systems are custom built for certain DNN models and can not handle arbitrary DNN computation. None of the current generation of dataflow-based deep learning systems such as TensorFlow [12], MXNet [13], PyTorch [14], Caffe2 [15] support automatic dataflow partitioning for model parallelism.

The goal of this paper is to support dataflow partitioning in the modern tensor-based dataflow system to train very large DNN models. In particular, we aim to automatically transform an original dataflow graph into a new one which allows each of the k devices to perform $1/k$ of the total execution while consuming $1/k$ times of the total memory.

There are two main challenges in supporting dataflow

partitioning. First, deep learning systems support a large variety of operators. How do we partition the input and output tensors for each operator so that its execution can be parallelized across workers? Second, there are typically multiple ways to partition each individual operator. As a result, there are combinatorially many ways to partition the execution of an entire dataflow graph with many operators. How to find the best partition plan for any given dataflow graph?

We have developed the Tofu system to address the above challenges. To discover how to partition an individual operator, Tofu requires developers to describe the semantics of each operator using a simple description language. Tofu analyzes the description to discover different ways of partitioning the operator by partitioning its input/output tensors along different dimensions. To discover the best dataflow partitioning, Tofu uses a search algorithm based on dynamic programming to find a partition plan with low communication cost across workers.

We have implemented Tofu using the codebase of MXNet. We evaluate Tofu’s performance on a single machine with multiple GPU devices. Our experiments use several state-of-the-art large DNN model including Wide ResNet and Multi-layer Recurrent Neural Networks. Experimental results show that Tofu allows to train up 10 folds Wide ResNet with 152 layers and a 10-layers RNN with 8K hidden layer size. Tofu achieves 25% - 400% speedup compared to other techniques for training large models.

2 Challenges and Our Approach

The problem. The training of very large deep learning models is limited by the size of GPU device memory. Compared with CPU memory, the high bandwidth memory available at a device is much smaller in capacity, ranging from 12GB (NVIDIA K80) to 16GB (NVIDIA Testla V100). Google’s TPU hardware has similar limitations, with 8GB attached to each TPU core [16].

Deep learning systems represent computation as a dataflow graph in which each node is a tensor operator and an edge is a tensor generated by one operator and used as an input to another. Intuitively, by partitioning each tensor in the graph across k devices (aka workers), each worker only consumes $\frac{1}{k}$ times the total memory required to execute the original dataflow graph. Our system, Tofu, aims to automatically partition a dataflow graph to enable the training of very large DNN models.

Alternative approaches. Data parallelism is the de facto approach for speeding up DNN training on multiple workers, either on a single machine or a cluster of machines [17]. However, as data parallelism replicates

```
def conv1d(data, filters):
    for b in range(output.shape[0]): #b is batch dimension
        for co in range(output.shape[1]): #co is output channel
            for x in range(output.shape[2]): #x is output pixel
                for ci in range(filters.shape[0]): #di is input channel
                    for dx in range(filters.shape[2]): #dx is filter window
                        output[b, co, x] += data[b, ci, x+dx]
                        * filters[ci, co, dx]
```

Figure 1: The naive implementation of conv1d in Python.

the model weights on each worker, it cannot be used to fit a very large model in memory by itself. One can reduce memory consumption by shrinking the batch size used to execute each iteration of DNN training. However, some models do not fit even with a batch size of one. Furthermore, it is difficult to saturate a GPU with very small batch sizes [18, 19]. Another alternative is to use CPU memory as a swap area for GPU execution [4]. Swapping allows one to fit a very large model on a single device. However, in situations when multiple devices are available, compared with graph partitioning, swapping misses the opportunity to co-locate computation with data as it uses CPU as a passive storage device. We compare against these alternatives quantitatively in Sec 6 and discuss other related work in Sec 7.

System setting. When the tensors are partitioned, workers must communicate with each other to fetch the data needed for computation. The amount of bytes transferred divided by the computation time forms a lower bound of the communication bandwidth required to achieve competitive performance. For DNN training on fast GPUs, the aggregate bandwidth required for dataflow graph partitioning far exceeds the network bandwidth in deployed GPU clusters (e.g. Amazon’s EC2 GPU instances have only 25Gbps aggregate bandwidth). Thus, for our implementation and evaluation, we target a single machine with multiple GPU devices.

2.1 Challenges of Tensor Partitioning

Let us first consider how to execute a single operator whose input and output tensors are partitioned. Instead of computing on 1 worker and using the other $k-1$ workers for passive storage, we should also partition the execution of (aka parallelize) an operator across workers.

Our design only considers a specific parallelization pattern, which we refer to as “**partition-n-reduce**”. An operator c can be parallelized by this pattern if we can execute the *same* operator c on two different workers (on smaller inputs), and the final output tensor (O) can be obtained from the output tensors of 2 workers (O_1 , and O_2) in one of two ways. 1) O is the concatenation of O_1 and O_2 , i.e. $O = \text{concat}(O_1, O_2)$, or 2) O is the element-

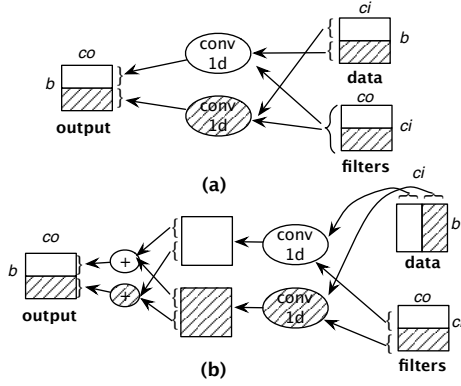


Figure 2: Two ways of partitioning conv1d across 2 workers. The shaded operator and tensor parts reside on one worker. The non-shaded ones reside on the other. Each 3D tensor is represented as a 2D matrix of vectors.

wise reduction of O_1 and O_2 , i.e. $O = \text{reduce}(O_1, O_2)$.

Not all parallel algorithms follow the partition-n-reduce pattern. In particular, some computation cannot be parallelized this way, e.g. Cholesky decomposition [20]. Other computation, e.g. matrix multiplication, can be parallelized using partition-n-reduce, but they also have other parallel algorithms that are not of this pattern (e.g. Cannon’s algorithm [21]). Nevertheless, we have found that the vast majority of operators used in deep learning systems can be parallelized using partition-n-reduce (Sec 3.1). More importantly, this pattern allows the re-use of existing operator implementations in the parallel execution. This is crucial as many important operators are implemented by highly optimized closed-source libraries (e.g. cuBLAS, cuDNN).

Challenges in partitioning a single operator. Are there different ways to partition an operator (aka parallelize its execution using partition-n-reduce)? Let us consider an example operator, conv1d, which computes 1-D convolution over data using filters. The 3-D data tensor contains a batch (b dimension) of 1-D pixels with input channels (the ci dimension). The 3-D filters tensor contains a convolution window for each pair of input (the ci dimension) and output channel (the co dimension). The 3-D output tensor contains the convolved pixels for the batch of data on all output channels, as shown in Figure 1.

We can manually inspect the implementation of conv1d and identify some partition strategies. Figure 2 shows two of them. In Figure 2(a), all tensors are partitioned along their first dimension. Each worker executing conv1d requires half of data and the entire filters tensor, hence it must fetch half of filters from the other

worker. In Figure 2(b), data is partitioned along the second (ci) dimension, while filters is partitioned along the first. Each worker executes conv1d using locally stored data and filters partitions without communication, but their output must be aggregated to produce the final output. Figure 2 only shows two of many possible strategies, as the input and output tensors could be partitioned along different dimension. Although users can manually specify a few partition strategies for each operator, such a process is tedious and error-prone. Can we automatically discover all possible strategies for each operator?

Challenges in partitioning a dataflow graph. To partition a dataflow graph, one must specify how each of its operators is partitioned. As each operator has several partition strategies, there are combinatorially many choices to partition the dataflow graph, each of which can result in different communication overhead.

It is difficult to minimize overall communication: the partition choice of an operator not only depends on its input/output tensor shapes, but also is influenced by its upstream operators and in turn influences the choices of its downstream operators. For example, consider conv1d (Figure 2) in the context of a dataflow graph. Its input (data) is the output of some upstream operator. Suppose data has the shape $[32, 512, 30]$ along b, ci, x dimensions, and filter has the shape $[512, 256, 3]$ along ci, co, dx dimensions. If data is partitioned along the second (ci) dimension (due to the partition choice of the upstream operator), then the strategy of (b) results in 53% less communication than that of (a). On the other hand, if data is partitioned along the first (b) dimension, (a) has 25% less communication than (b).

Another challenge arises when there are more than 2 workers to partition the dataflow graph across. In this scenario, we should allow a tensor to be partitioned along more than one dimension, which further increases the choices of partitioning.

2.2 Tofu’s Approach

Tofu is designed to work with any tensor-based dataflow systems (e.g. TensorFlow, MXNet). Once user computation is captured as a dataflow graph by the system frontend, Tofu partitions this dataflow graph by partitioning each of its operators. Therefore, Tofu’s completely transparent to the user: the same program written for a single device can be run automatically across devices.

Tofu takes a bottom-up approach to address the challenges of partitioning a dataflow graph. First, in order to discover all possible partition strategies for a single operator, Tofu requires the developer to provide a suc-

```
@tofu.op
def conv1d(data, filters):
    return lambda b, co, x:
        Sum(lambda ci, dx: data[b, ci, x+dx]*filters[ci, co, dx])
```

Figure 3: 1D convolution’s description in TDL.

cinct description of each operator’s semantics in a simple language called TDL. The TDL description makes it explicit how each elements of the output tensor is calculated from the inputs. By analyzing an operator’s TDL description, Tofu can discover all partition strategies of an operator. Second, Tofu uses a dynamic programming-based search algorithm to find a dataflow partition with low communication cost. This algorithm is optimal for chain-structured dataflow graphs. We adapt it to work for general dataflow graphs seen in in deep learning by using the unique characteristics of deep learning training to reduce the algorithm’s runtime cost. To handle more than 2 workers and multiple partition dimensions, Tofu applies the algorithm recursively over a partition of the dataflow graph over smaller groups of workers.

3 Partitioning an Operator

This section discusses Tofu’s operator description language (TDL) and its analysis. Given the TDL description of an operator, Tofu can automatically discover its partition strategies.

An operator’s description is separate from its implementation. The description specifies at a high-level how the output tensor is derived from its inputs, without any concern for algorithmic or architectural optimization, which are handled by the operator’s implementation. Ideally, the developers of an operator should write its description. As Tofu is implemented on top of an existing dataflow system, we have written the operator descriptions ourselves as a way to bootstrap.

3.1 Describing an Operator

Our Tensor Description Language (TDL) is inspired by Halide[22]. The core idea is to represent tensors as functions that map from coordinates (aka index variables) to values, expressed by a TDL expression. TDL expressions are side-effect free and include the following:

- Constants, index variables, or tensor elements (e.g. `filters[ci, co, dx]`).
- Arithmetic operations (involving variables, tensor elements or TDL expressions).
- Reduction over a tensor along one or more dimensions.

Reducers are commutative and associative functions that

```
@tofu.op
def batch_cholesky(batch_mat):
    Cholesky = tofu.Opaque()
    return lambda b, i, j: Cholesky(batch_mat[b, :, :])[i,j]
```

Figure 4: TDL description of `batch_cholesky`. It takes as input a 3-D tensor and calculates the cholesky decomposition of every matrix along the input’s first dimension.

aggregate elements of a tensor along one or more dimensions. Tofu supports Sum, Max, Min and Prod as built-in reducers. It is possible to let programmers define custom reducers, but we have not encountered the need to do so.

The key principle here is *tensor-as-a-lambda*, which is crucial for TDL’s expressive power. Tensor-as-a-lambda results in a description that is agnostic to concrete tensor shape, thereby allowing us to analyze partition strategies that can be applied to arbitrary input shapes.

Example TDL description. We implemented TDL as a DSL using Python. Figure 3 shows the description of `conv1d`. Its output is a 3D tensor defined by `lambda b, co, x: ...`. Each element of the output tensor is the result of reduction (Sum) over an internal 2D tensor (`lambda ci, dx: ...`) over both `ci` and `dx` dimensions.

TDL expressiveness. Like Halide [22], TDL is not Turing-complete. Thus, we allow users to define *opaque functions*, which can be used to invoke computation not expressible in TDL, e.g. Cholesky decomposition. For such computation, there is commonly a batched-version of the operator that can be partitioned (along the batch dimension). Figure 4 shows the TDL description of the Tensorflow operator `batch_cholesky`. The output is a 3-D tensor (`lambda b,i,j:...`) where the element at (b, i, j) is defined to be the (i, j) element of the matrix obtained from performing Cholesky on the b -th slice of the input tensor. Note that, `batch_mat[b, :, :]` represents the b^{th} slice of the `batch_mat` tensor. It is syntactic sugar for the lambda expression `lambda r, c: batch_mat[b, r, c]`.

We have investigated every operator in TensorFlow and MXNet to see if they can be described by TDL. We found that TDL can describe 257 out of 341 operators, out of which 22 need to use the opaque function primitive. For those operators that cannot be described by TDL, they belong to three classes: sparse tensor manipulations, operators with dynamic output shapes and operators requiring data-dependent indexing.

TDL vs. other Halide-inspired language. Concurrent with our work, TVM [23] and TC [24] are two other Halide-inspired DSLs. Compared to these DSLs, TDL is designed for a different purpose. Specifically, we use TDL to analyze an operator’s partition strategies

while TVM and TC are designed for code generation to different hardware platforms. The different usage scenarios lead to two design differences. First, TDL does not require users to write intricate execution schedules – code for describing how to perform loop transformation, caching, and mapping to hardware, etc. Second, TDL supports opaque functions that let users “mask out” those details of the computation that is not crucial for analyzing how the operator can be partitioned.

3.2 Region Analysis for Operator Partitioning

Tofu analyzes the TDL description of an operator to discover its partition strategies. The analysis is done for 2 workers only (Sec 4.4 handles the case of >2 workers). For each partition strategy, we specify the input tensor regions each worker needs to read in order to perform its “share” of the execution. This information is used to calculate the cost of partitioning a dataflow graph (Sec 4) and to generate code for fetching the required regions at each worker.

Obtaining input regions from a TDL description is straightforward if tensor shapes are known. For example, consider the following very simple description:

```
def shift_two(A): B = lambda i : A[i+2]; return B
```

Suppose we know index variable i has range $[0, 9]$. If output tensor B is partitioned along i , with each worker computing B over range $[0, 4]$ (or $[5, 9]$), we can easily deduce that the worker needs A ’s data over $[2, 6]$ (or $[7, 11]$).

Analyzing with concrete ranges is hugely inefficient as a dataflow graph can contain many thousands of operators, many of which are identical except for their tensor shapes (aka index ranges). Therefore, we perform TDL analysis in the abstract domain using *symbolic interval analysis*, a technique previously used for program variable analysis[25], boundary checking[26], parameter validation[27]. Since symbolic interval analysis is agnostic to concrete ranges, it can be done statically for each operator type.

There are two problems with general symbolic interval analysis. First, some analysis, depending on how the symbolic intervals are represented, can be very costly. Second, symbolic analysis can be over-conservative, resulting in loose bounds. This will cause more input data than needed to be fetched and computed at each worker, resulting in redundant computation. Tofu uses a simplified and efficient symbolic interval representation, which is sufficient as most index manipulations are affine transformations. To avoid redundant computation due to imprecise analysis, Tofu disallows a candidate partition strategy whenever it fails to infer the input region needed by each worker precisely.

$$\begin{aligned} \forall k \in \mathbb{R} \\ \langle a_i, b_i, c_i \rangle \pm k &= \langle a_i, b_i, c_i \pm k \rangle \\ \langle a_i, b_i, c_i \rangle \times k &= \langle a_i k, b_i k, c_i k \rangle \\ \langle a_i, b_i, c_i \rangle / k &= \langle a_i / k, b_i / k, c_i / k \rangle \text{ if } k \neq 0 \end{aligned}$$

Figure 5: Tofu’s symbolic interval arithmetic.

Symbolic interval analysis. Suppose the output tensor of an operator is of the form $\text{lambda } x_1, \dots, x_n : \dots$. We represent the range of each lambda variable x_i as $[0, \mathcal{X}_i]$, where \mathcal{X}_i is a symbolic upper bound. We can then symbolically execute the lambda function to calculate the symbolic interval used to access the operator’s input tensors. The symbolic interval is an affine transformation of any of the symbolic upper bounds:

$$[a_i \mathcal{X}_i + c_i, b_i \mathcal{X}_i + c_i], \exists \mathcal{X}_i \in \{\mathcal{X}_1, \dots, \mathcal{X}_n\}, a_i, b_i, c_i \in \mathbb{R}$$

The interval can therefore be represented as a tuple of three values $\langle a_i, b_i, c_i \rangle$ and initialized as $\langle 0, 1, 0 \rangle$ for a given lambda variable x_i . This representation can support all affine transformation on the intervals, as shown by the allowed interval arithmetic in Figure 5. Operations or comparison between two intervals are not supported and will raise an error.

Discover operator partition strategies. Using symbolic interval analysis, we infer the input regions required by each worker when the operator’s execution is partitioned along dimensions. There are two cases.

- **Case-1** corresponds to performing partition-n-reduce without the reduction step. We run symbolic interval analysis twice, one for each partition of the output tensor along a given dimension. Suppose we are to partition `conv1d`’s output along `b`, then lambda variable `b` is initialized as $\langle 0, \frac{1}{2}, 0 \rangle$ or $\langle \frac{1}{2}, 1, 0 \rangle$ in two different runs. Each run infers the input regions needed to compute half of the output tensor. In this case, the analysis will indicate that each partition requires half of the data tensor partitioned on the first dimension and all of the filter tensor, as illustrated in Figure 2(a). Similarly, the analysis also determines that the output can be partitioned along `co`. However, if we choose to partition the output along `x`, the analysis will raise an error due to the expression `x+dx`. Therefore, partitioning along `x` will not be considered as a valid strategy.
- **Case-2** corresponds to performing partition-n-reduce with the reduction step. In this case, we partition along a reduction dimension. In the example of Figure 3, the lambda variables for the reduction are `ci` and `dx` in `Sum(lambda ci, dx: ...)`. The analysis will determine that, when partitioning along `ci`, each partially reduced tensor will require half of the data

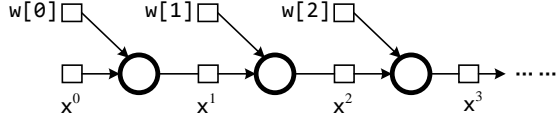


Figure 6: The dataflow graph corresponding to a series of matrix multiplications. Circles represent matrix multiplication operators. Squares are matrices annotated with proper names.

tensor partitioned on the second dimension and half of the filter tensor partitioned on the first dimension, as shown in Figure 2(b). The analysis will fail for reduction dimension dx , due to the expression $x+dx$, so partitioning along dx will not be considered as a valid option.

4 Partitioning the dataflow graph

This section describes Tofu’s optimization algorithm to find the best overall partition plan for the dataflow graph.

Different partition plans result in similar per-worker memory consumption, since each tensor in the dataflow graph is partitioned equally among workers. However, different plans can have very different communication cost. We choose communication cost as our optimization goal¹ as fetching data from other GPUs is quite costly.

Finding the best partition plan requires combinatorial search and is NP-complete for an arbitrary dataflow graph [28]. In the following sections, we first discuss a basic algorithm under a simplified scenario – when there are 2 workers and the dataflow graph is a chain (Sec 4.1). We then propose techniques to make it work for practical dataflow graphs encountered in DNN computation (Sec 4.2). We then explain how the partitioned dataflow graph is generated (Sec 4.3) and finally extend the algorithm to handle more than two workers (Sec 4.4).

4.1 Simple case: partitioning chain dataflow graph for two GPUs

Although the general optimization problem is NP-complete, there exists an efficient dynamic programming algorithm when the dataflow graph is a chain. To simplify discussion, we present the algorithm for two workers and 2-D tensors (aka matrices). Extending the algorithm to handle more than two workers and d -dimensional tensor is discussed in Sec 4.4.

Consider the following simple program that performs a series of matrix multiplication:

```
x, w = ... # some initialization
```

¹Reducing communication also reduces the memory overhead associated with send/receive buffers used for transferring tensor regions across workers.

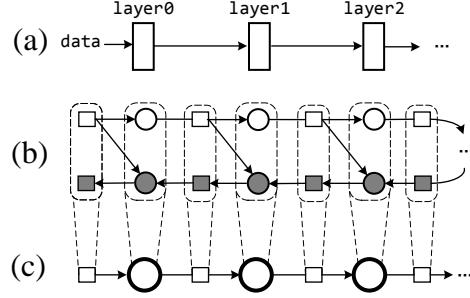


Figure 7: (a) The first 3 layers of a MLP model. (b) Its dataflow graph including forward and backward computation (in grey). Weight tensors are not drawn for cleanliness. (c) Coarsened graph after grouping forward and backward operators. Group memberships are shown in dashed lines.

```
for i in range(n): x = matmult(x, w[i])
```

Its dataflow graph is a chain of operators depicted in Figure 6. Albeit simple, this program analogs the forward propagation of a n -layer Multi-Layer Perceptron (MLP) model with w being the weight matrix and x being the activation matrix (w/o non-linearity) of each layer.

In Figure 6, each tensor can be partitioned in one of 2 ways (by row or by column), and each matrix multiplication operator can be partitioned in one of 3 ways (by having each worker produce the final output tensor partitioned by row or column, and by having each worker produce an intermediate output to be aggregated together.) Since there are n operators and $2n + 1$ matrices, the total search space is $3^n 2^{2n+1}$.

The key to sidestep combinatorial search is to realize that the minimal communication cost up to i^{th} step can be computed by summing the minimal cost up to $(i-1)^{th}$ step and the cost introduced by the i^{th} matrix multiplication. This can be formulated as a dynamic programming algorithm. The cost for one matrix multiplication is the minimal communication cost among all 3×2^3 ways of partitioning the operator and its input/output tensors. Note that calculating the communication cost given a specific operator and tensor partitioning is made possible by the TDL analysis described in Sec 3. The complexity of this algorithm is linear as each step only searches a relatively small number of combinations of tensor and operator partitions for a single operator.

Real world applications rarely have chain dataflow graphs. Even for the MLP models, when the backward propagation is included, its dataflow graph is not a chain anymore (Figure 7(b)).

4.2 Extension to general dataflow graph

Modern deep neural networks are more complex than a stack of layers like MLP. For example, Inception[29] consists of many blocks with a large fan-out. ResNet[30] contains skip-links that connect layers several hops away. Recurrent neural network (RNN)[31] unrolls computation over many time steps. We propose heuristics based on the domain knowledge of DNN training and use them with the basic dynamic-programming algorithm to find a good partition plan.

4.2.1 Coarsening the dataflow graph

Using the domain knowledge of DNN training, we know that it is important to consider the partitioning of certain groups of operators/tensors together. For some operators, we also know they should share the same partitioning. Therefore, we propose to coarsen a dataflow graph by grouping or coalescing multiple operators or tensors.

Grouping forward and backward operations. Almost all DNN models are trained using gradient-based optimization method. The training includes a user-written forward propagation phase to compute the loss function and a system-generated backward propagation phase to compute the gradients using the chain rule. Thus, we coarsen as follows:

- Each forward operator (introduced by the user) and its auto-generated backward operators (could be more than one) to form a group.
- Each forward tensor (e.g. weight or intermediate tensors) and its gradient tensor form a group. If a (weight) tensor is used by multiple operators during forward propagation and thus has multiple gradients computed during backward propagation, the chain rule requires them to be summed up and the summation operator is added to the group as well.

Figure 7 shows the coarsened dataflow graph for an MLP model. As forward and backward operators for the same layer are grouped together, the resulting group becomes isomorphic to the forward dataflow graph. For MLP, its coarsened graph becomes a chain. We perform dynamic-programming in the coarsened graph. When the algorithm adds a group in its next step, we perform a brute-force combinatorial search among all member operators/tensors within the group to find the minimal cost for adding the group. As each DNN layer produces large intermediate tensors for its successive layer(s), it is important to consider the partitioning of the forward and its backward operation together (via combinatorial search). As there are only a few operators (typically 2) in each group, the cost of combinatorial search is very low.

Coalescing operators. In DNN training, it makes sense for some operators to share the same partition strategy. These operators can be merged into one in the coarsened dataflow graph. There are two cases:

- *Merging consecutive element-wise operators*, because the input and output tensors of an element-wise operator should always be partitioned identically. We analyze the TDL description to determine if an operator is element-wise. Consecutive element-wise operators are very common in DNN training. For instance, almost all gradient-based optimizers (e.g. SGD, Adam, etc.) are composed of only element-wise operators.
- *Merging unrolled timesteps*. Recurrent neural networks (RNNs) process a variable sequence of token over multiple timesteps. RNN has the key property that different time steps share the same computation logic and weight tensors. Thus, they should be coalesced to share the same partition strategy. As a result, the dataflow graph of a multi-layer RNN becomes a chain of coalesced and grouped operators. To detect operators that belong to different timesteps of the same computation, we utilize how RNN is programmed in DNN frameworks. For example, systems like MXNet and Pytorch call a built-in function to unroll a basic unit of RNN computation into many timesteps, allowing Tofu to detect and merge timesteps.

4.2.2 Optimizing the critical path

The coarsened graph can still have skip-links and nodes with large fan-outs, and thus is not a chain. We propose a greedy search algorithm, called CriticalDP, that builds upon the dynamic programming algorithm of Sec 4.1. The core idea is to first find a *critical path* in the coarsened graph. The length of a path is defined as the total size of tensors associated with the edges on the path. We obtain the optimal partition plan along the critical path using dynamic programming. The partition strategies found are then fixed for nodes in this path. We then repeat the procedure to find a secondary critical path which does not include nodes on the first path, and so on, until all operators and tensors have been processed.

Intuitively, CriticalDP prioritizes optimizing a sequence of computation that involves large tensors, which is likely to contribute more to the total communication cost. For ResNet, CriticalDP will choose to optimize the “main” convolution layer stacks first without the residual connections, which will be processed by the algorithm one at a time later. For Inception, CriticalDP prioritizes branches by the number of convolution layers on them.

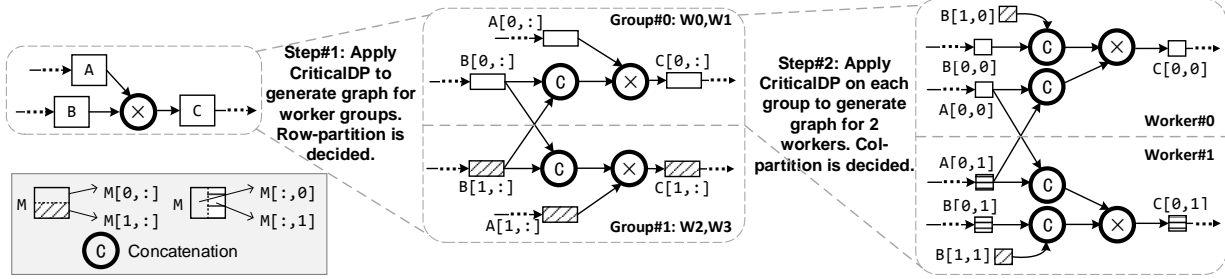


Figure 8: A demonstration of how to recursively partition a dataflow graph to four workers. Only one matrix multiplication is drawn for cleanliness. In step#1, every matrix is partitioned by row, and for group#0, $B[1, :]$ is fetched from the other group. Because of this, $B[1, :]$ becomes an extra input in step#2 when the graph is further partitioned to two workers. Because step#2 decides to partition every matrix by column, every matrix is partitioned into a 2×2 grid, with each worker computes one block.

4.3 Generating the partitioned dataflow graph

Once CriticalDP has found the partition strategy for every tensor and operator, we can generate an equivalent partitioned dataflow graph, according to the topological order of the original graph. For each original operator, Tofu generates a clone for each GPU. If there are remote input regions to be fetched, the generated graph contains slice operators to extract the required regions from the other partitions, send/rcv operators to transfer data, and concatenation operators to assemble fetched slices with local ones. Each operator clone can then use the assembled tensors as inputs and produce the output. Extra reduce operators will be generated if the output tensors of different GPUs need to be aggregated according to the partition strategy.

4.4 Extension to more than two GPUs

When there are more than two GPUs, a tensor can be partitioned along multiple dimensions. This drastically increases the number of partition strategies available to each tensor and can explode the running time of CriticalDP². Our insight is that the CriticalDP algorithm can be *recursively* applied. For instance, a matrix, after being first partitioned on row, can be partitioned again. If the second partition is by column, the matrix is partitioned into a 2×2 grid; if the second partition is by row, the matrix is partitioned into four parts along the row dimension. This observation inspires our recursive optimization algorithm to handle $k = 2^m$ GPUs:

1. Run the CriticalDP algorithm on the given dataflow graph G . The algorithm partitions G for two worker groups, each with 2^{m-1} workers. Note that each tensor is only partitioned along *one* dimension.

²Although the number of GPUs on a typical server is not large now, there is a trend to increase this number (e.g. the latest NVIDIA DGX-2 server has 16 GPUs)

2. Consider the partitioned dataflow graph as consisting of two halves: G_0 for worker group#0 and G_1 for worker group#1. Each half also contains the data fetched from the other group as extra input tensors.
3. Repeat step 1 on both G_0 and G_1 until there is only one worker per group.

This recursive algorithm naturally supports partitioning along multiple dimensions. Figure 8 illustrates the procedure using an example dataflow graph (for brevity, we only show one matrix multiplication operator in the graph). Note the recursion must be done over the entire dataflow graph instead of a single operator, as the partition plan of the previous recursive step will influence the global decision of the current one.

If the number of GPUs k is not a power of two, we factorize it to $k = k_1 * k_2 * \dots * k_m$. We then run the recursion for m steps. For each step i , we partition the dataflow graph into k_i workers using a slightly modified CriticalDP in which each partition strategy partitions a tensor along one dimension across k_i workers.

5 Implementation

Tofu is implemented based on MXNet. The TDL components (operator descriptions and the region analyzer) are written in Python (2K LoC). The recursive CriticalDP algorithm is implemented as a graph transformation pass in NNVM (4K LoC in C++). As we need information from gradient calculation and shape inference, we did some slight modification to the corresponding passes. Note that Tofu does not require changes of user programs.

We also optimize the partitioned dataflow graph to reduce the overhead of the extra operators. First, we implement a fused kernel that can fetch and concatenate input regions in-place without maintaining any extra buffer. Second, we spread out the reduction workload

RNN			
	RNN-6	RNN-8	RNN-10
H=4K	8.4GB	11.4GB	14.4GB
H=6K	18.6GB	28.5GB	32.1GB
H=8K	33.0GB	45.3GB	57.0GB
Wide ResNet			
	ResNet-50	ResNet-101	ResNet-152
W=4	4.2GB	7.8GB	10.5GB
W=6	9.6GB	17.1GB	23.4GB
W=8	17.1GB	30.6GB	41.7GB
W=10	26.7GB	47.7GB	65.1GB

Table 1: Total size for weight tensors in GB.

to all GPUs to avoid single aggregation bottleneck. Finally, we found the MXNet scheduler can execute the remote fetch operator much earlier than required, resulting in memory being occupied for longer than necessary. We adopt the same technique proposed by Tensorflow to delay the execution of the remote fetch operator.

6 Evaluation

6.1 Experiment setup

Testbed: We test Tofu using one Amazon EC2 p2.xlarge instance. The instance has 8 K80 GPUs (each has 12GB memory), 32 virtual CPU cores and 488GB CPU memory. GPUs are connected by PCI-e bus with 21GB/s peer-to-peer bandwidth. CPU-GPU bandwidth is 10GB/s.

DNN Benchmarks: We choose two popular deep learning models, convolutional neural network (CNN) and recurrent neural network (RNN), as our benchmarks.

For CNN, we use WResNet [1], a widened version of the original residual network model [30]. Compared to ResNet, WResNet has a widening scalar to increase the number of channels on each convolution layer. As a result, the total weight size of the model is scaled up quadratically as each weight tensor is widened on both input and output channel dimensions. WResNet has been shown to achieve a better accuracy when the model is widened up to 10 times. Due to the memory limitation, such improvement is only demonstrated on CIFAR-10 dataset of small images (32x32) using a 50-layer model. Here, we experiment with WResNet on ImageNet dataset with images of size (224x224). We also test different model variations: widening scalar from 4 to 10 on networks with 50, 101 and 152 layers. We use notations like WResNet-101-8 to denote the 101-layer ResNet model widened by 8 times.

For RNN, there are two ways to increase model capacity. The number of neurons in each hidden layers can be increased, which we refer as hidden size, and multi-

ple RNN layers can be stacked to form a deeper model. Researchers have been exploring with very large RNNs such as increasing the number of RNN layers to 8 [8, 9], or using a large hidden size such as 8192 [32]. In our evaluations, we use the model described in [32], and test it with different combinations varying from 6 to 10 layers with 4K, 6K, and 8K hidden sizes. All RNN model variants use LSTM cell [31] and are unrolled for 20 steps as in [32]. We use notations like RNN-8-8K to denote the 8-layer RNN model with 8K hidden size.

All the benchmarks are tested with the full training iteration including forward, backward propagation and weight update. State-of-art weight optimizers such as Adam [33] and Adagrad [34] require to maintain an extra buffer for storing gradient history. Therefore, a model of weight size W needs to consume at least $3W$ size of memory for storing weight, gradient and the history tensors. Table 1 shows the total weight memory consumption for all the benchmarks.

Baselines: We consider several baseline approaches for fitting large model training.

Ideal is a upper-bound baseline that assumes each GPU has infinite memory. We simulate this by modifying the memory allocator of MXNet to always return the same memory block for each request.

SmallBatch is a baseline that tries to fit the model in a single GPU by reducing the batch size. We multiply the single-GPU throughput by 8 as its performance for running on 8 GPUs. SmallBatch does not work with very large models as it cannot go below batch size of one.

Swapping [4, 35, 36] is a baseline that swaps in/out memory blocks with nearly-infinite CPU memory. There are many ways to design the swapping policy. Our baseline combines many of these techniques in order for a fair comparison. First, our baseline follows the design of [36], which includes a least recently used (LRU) algorithm to decide the tensor to be swapped out and a prefetching unit based on the execution. This supports swapping in/out any memory block instead of only activation tensors as in [4]. Second, read-only tensors are swapped out only for the first time. The next time they are simply dropped as they have been checkpointed in CPU memory. Third, we combine dataflow analysis similar to [4] to disable swapping of memory blocks that will be immediately consumed later.

Operator Placement [37, 8, 38] is a parallelization technique that assigns operators to different devices to spread out memory usage. For RNN, this baseline assigns the computation of different layers to different GPUs to leverage the pipelining effect, as it is originally proposed in [37]. If there are more layers than the number of

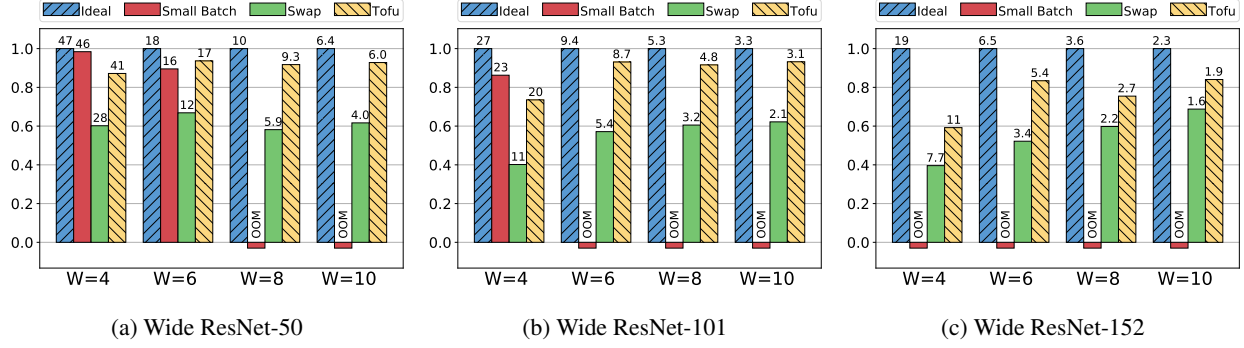


Figure 9: The normalized throughput (relative to the ideal number) for different Wide ResNets. The number on each bar is the actual throughput (samples/second).

GPUs, we balance the assignment in a round-robin manner. Although operator placement can be used for CNNs as well to dispatch memory blocks to multiple GPUs, the computation will be serialized due to the layer-by-layer propagation nature of CNNs. Therefore, we skip this baseline for all WResNet benchmarks.

6.2 Training Large and Deep Models

We show the experimental results of running Tofu and baselines on 8 GPUs. All Figures of bar graphs show the normalized throughput scaled using the ideal throughput. The absolute throughput numbers are shown on top of each bar. OOM indicates out-of-memory error.

WResNet Performance. Figure 9 shows the WResNet throughput achieved by different systems. None of the WResNet configuration can be trained on a single GPU in a vanilla way. The largest configuration WResNet-152-10 requires 22GB for just its weight tensors, without even considering memory used by feature maps (aka activations).

Tofu can achieve 60%-95% of the ideal performance for all the models. It performs better than other baselines in all scenarios except for WResNet-50-4 and WResNet-101-4, in which SmallBatch achieves 12% and 15% better throughput than Tofu. This is because convolution kernels have good GPU utilization even for small batch sizes. However, as models become larger, even shrinking the batch size to 1 uses more memory than available. Hence WResNet-50-4 and WResNet-101-4 are the only two scenarios that can be handled by SmallBatch.

As shown in Figure 9, swapping is 20%-63% slower than Tofu across all the models. Swapping is slower than Tofu due to its much larger communication amount. In Tofu, each worker stores its share of tensor partitions and fetches those to-be-used portions. By contrast, swapping needs to “swap out” tensors to CPU to make room for the to-be-used tensors. Such swapping-out can result in more communication in the future if the swapped-

out tensors will be used. Although swapping can rely on prefetching to “hide” the latency of transfers, the CPU-GPU communication is the bottleneck as all 8 GPUs share the same bandwidth to communicate with the CPU. We have empirically verified the CPU-GPU communication bottleneck: we run the same experiments with 1 GPU only and find that its fetch latency is roughly half of that for 8-GPU experiments.

RNN Performance. Figure 10 shows the throughput for RNNs. Our largest RNN configuration, RNN-10-8K, requires 19GB to store just its weight tensors.

Tofu performs better than all baselines in all RNN configurations, achieving 70% - 98% of ideal throughput.

Unlike the WResNet experiments, shrinking the batch size does not lead to better throughput than Tofu in any RNN configuration. This is because the main RNN computation is matrix multiplication, which has much less arithmetic density than convolution. Thus, performing matrix multiplication using small batch sizes results in decreased GPU utilization. As is also the case with WResNet, shrinking results in OOM for larger RNN configurations.

Operator placement achieves 38%-61% of Tofu’s throughput and cannot train RNN-10-8K (OOM). Two reasons contribute to the lower performance. First, the layer-wise approach results imbalanced placement when the number of layers is not a multiple of the number of GPUs. Second, layer-wise placement relies on pipelined parallelism: the first GPU executes the first operator in the first layer and forwards its result to the second GPU. The second GPU can execute the first operator in the second layer while the first GPU concurrently executes the second node in the first layer. Pipelined parallelism cannot fully saturate GPUs at all times: e.g. the second GPU is idle while the first GPU executes its first operator. By contrast, Tofu parallelizes the execution of each operator and keeps all GPUs busy at all times.

Swapping achieves 23% - 30% throughput of Tofu and

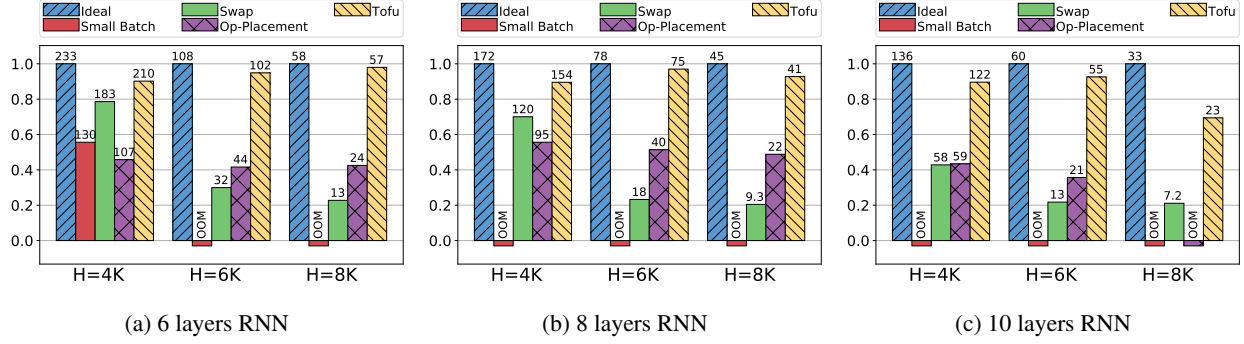


Figure 10: The normalized throughput (relative to the Ideal number) for different layers RNN. The number on each bar is the actual throughput(samples/second).

48% - 53% throughput of operator placement when the weight size is large. The main reason is that many tensors may be used simultaneously in the RNN model. To fully saturate a GPU, most deep learning frameworks, like MXNet and Tensorflow, schedule operators immediately when they are ready. RNN’s mesh-like dataflow graph results in more tensors to be used at the same time. When the weight size is large, the number of swaps increases significantly. Coupled with the CPU-GPU communication bottleneck, swapping is unable to achieve good throughputs for RNNs.

Comparing with TensorFlow. We compare with TensorFlow v1.8 (using Op-Placement) for training RNNs. Table 2 shows the throughputs for running on RNN-4-4096, RNN-6-4096, and RNN-8-4096. For additional comparison points, we also include MXNet (using Op-Placement). Note that the throughputs of Tofu and MXNet are same as those in Figure 10. TensorFlow’s throughput is roughly half of MXNet and about 23% of Tofu. As TensorFlow and MXNet use the same operator kernel implementations, we originally expected the two systems to have similar throughput. We suspect TensorFlow’s worse performance is because its scheduler does not work as well as MXNet’s in exploiting RNN’s pipeline parallelism. However, we have not confirmed this suspicion.

	RNN-6	RNN-8	RNN-10
Tofu	210	154	122
MXNet	107	95	59
Tensorflow	50	36	30

Table 2: Throughput (samples/second) for RNN models with 6, 8, and 10 layers. The weight size is set to 4096. MXNet and Tensorflow use Op-Placement.

6.3 Comparing different partition algorithms

To see the effectiveness of Tofu’s recursive CriticalDP algorithm, we compare it with various heuristic partition

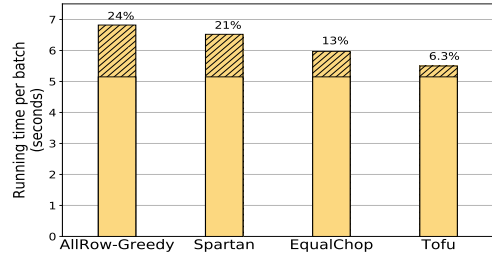


Figure 11: Comparison of different partition algorithms using RNN-4-8K on 8 GPUs. Striped parts show the running time overhead (percentage) due to communication.

algorithms. The most naive strategy (AllRow-Rand) partitions all tensors along the first dimension and randomly selects a strategy for each operator. We then improve it by letting each operator select the best partition strategy given that its input/output tensors are partitioned on the first dimension (AllRow-Greedy). We then strengthen it to allow partitioning on any dimension, and greedily partition the largest tensor and its related operators first, which is equivalent to what is proposed by Spartan [28]. We then compare with our CriticalDP algorithm but not recursively, so each tensor will be chopped equally but along only one dimension (EqualChop). Finally, we compare with the full-version algorithm.

Figure 11 compares their per-batch running time using RNN-4-8K (batch size is 512) on 8 GPUs. To show the communication overhead, we modify the backend to skip all memory copies among GPUs and measure the pure computation time. We plot the extra running time as the stripped parts in the figure. AllRow-Rand simply runs out of memory as it needs to fetch too much data from other GPUs. The result justifies all our algorithm choices such as using dynamic programming instead of greedy selection and using recursive partitioning. Tofu is able to reduce the communication overhead to only 6.3%.

7 Related Work

Data and model parallelism. Data parallelism is the most widely supported approach [12, 13, 15, 14, 39] for scaling machine learning applications. Data parallelism requires the model parameters to be fit on all GPUs, which limits the model size to a single GPU’s capacity. There are many optimizations on the basic parameter server architecture [40], including the consistency model [40, 41]), update prioritization [42], GPU-specialization [43] etc. None of them focuses on the memory consumption of the training devices.

Model parallelism spreads out the model parameters to multiple GPUs, thus is suitable for training very large models. Early works [10, 44, 11] starting from particular applications are usually limited in flexibility and generality. Under the dataflow system literature, operator placement [37, 8, 38] is a technique that assigns operators to different devices to parallelize the overall computation. Operator placement demands a sufficient number of concurrent operators thus is not suitable for DNN models that have a deep stack of layers. Systems like Minerva[45] and Strads[46] partition the parameter tensors to multiple GPUs. However, they require users to implement extra interfaces while Tofu requires no change to the user program. Some ML applications, such as collaborative filtering, can be modeled as graphs. They can be partitioned in a “model parallel” manner by distributed graph computation frameworks [47, 48, 49, 50, 51, 52]. The difference is that Tofu partitions dense tensors while one can view graph frameworks as partitioning sparse tensors.

Memory saving techniques for DNN training. These include recomputation on demand [5, 6, 7], swapping and prefetching from host memory [4], using static dataflow analysis, profile-guided analysis [35] or runtime memory management [36]. Recomputation is not viable for large weight tensors. Swapping with host memory reduces the opportunity of co-locating computation and data, and scales poorly when there are multiple GPUs. None of them can efficiently utilize the aggregated memory capacity of multiple cards as Tofu does.

Another direction is to reduce the redundancy in the neural network model. Network pruning [53, 54] removes small weight values that are considered redundant to the model. Quantization[55] and reduced precision[56] are other approaches to mitigate redundancy. However, these approaches affect model accuracy while Tofu allows exploring very large models without changing the model behavior.

Distributed array libraries and frameworks. There is a long history in developing optimized, distributed lin-

ear algebra libraries [57, 58, 59, 60, 61] and parallel matrix algorithms [21, 62]. They provide highly optimized implementations of common large matrix operations but with limited programmability support. Many recent attempts are to build distributed array frameworks [63, 64, 65, 66, 28, 67, 68] using high-level operators like map and reduce. Compared with Tofu, high-level operator materializes one of the many parallel strategies of tensor operators, while Tofu is able to discover them from TDL analysis.

Notably, MadLINQ [20] lets user describe operators using fine-grained dataflow graph for the similar purpose of Tofu’s usage of TDL. However, it is designed for parallelizing individual array operator, while Tofu needs to find the combination of the operator-level strategies that minimizes the communication cost for the overall dataflow graph. Spartan [28] is a framework that performs automatic array partitioning. Spartan uses a greedy algorithm on the dataflow graph of high-order operators to determine the partition plan. In addition to requiring users to re-implement operators using high-level operators, Spartan’s algorithm is also less efficient than Tofu’s CriticalDP.

Compiler-assisted approaches. We have discussed the design choices of TDL compared with domain-specific compilers such as Halide [22], TVM [23] and TC [24] in Sec 3. Other approaches include Pydrion [69], which translates Python program into an internal dataflow graph and is best for parallelizing independent loops. However, DNN computation written in Python does not have such parallelizable loops in Python. Distributed Halide [70] is an extension to Halide for distributed execution. Unlike Tofu, distributed Halide also requires users to specify a desired parallel strategy.

There have been extensive work on optimizing communication (aka remote memory access) on the multiprocessor architecture (e.g. [71, 72, 73, 74, 75, 76, 77, 78, 79, 80, 81]). These approaches construct a weighted graph that captures all possible data layouts across multiprocessor cores. Since searching the optimal solution is NP-Complete [82, 83, 84, 85], heuristics are used in practice [85, 73]. By contrast, Tofu analyzes the relatively simpler operator description language instead of the source code, and exploits the DNN computation structure to achieve better performance.

8 Conclusion

We present the Tofu system, which enables the training of very large DNN models by partitioning a dataflow graph of tensors across multiple GPU devices. To automate this process, Tofu infers each operator’s valid par-

tition strategies by analyzing its semantics written in a simple description language (TDL). Tofu uses a recursive search algorithm based on dynamic programming and DNN-specific heuristics to find the best partition plan for the entire dataflow graph.

References

- [1] Sergey Zagoruyko and Nikos Komodakis. Wide residual networks. In *arXiv:1605.07146*, 2016.
- [2] Yonghui Wu, Mike Schuster, Zhifeng Chen, Quoc V. Le, and Mohammad Norouzi. Google’s neural machine translation system: Bridging the gap between human and machine translation. In *arxiv.org:1609.08144*, 2016.
- [3] Ian Goodfellow, Yoshua Bengio, and Aaron Courville. *Deep Learning*. MIT Press, 2016. <http://www.deeplearningbook.org>.
- [4] Chen Meng, Minmin Sun, Jun Yang, Minghui Qiu, and Yang Gu. Training deeper models by gpu memory optimization on tensorflow. In *Proc. of ML Systems Workshop in NIPS*, 2017.
- [5] Audrunas Gruslys, Rémi Munos, Ivo Danihelka, Marc Lanctot, and Alex Graves. Memory-efficient backpropagation through time. In *Advances in Neural Information Processing Systems*, pages 4125–4133, 2016.
- [6] James Martens and Ilya Sutskever. Training deep and recurrent networks with hessian-free optimization. In *Neural networks: Tricks of the trade*, pages 479–535. Springer, 2012.
- [7] Tianqi Chen, Bing Xu, Chiyuan Zhang, and Carlos Guestrin. Training deep nets with sublinear memory cost. *arXiv preprint arXiv:1604.06174*, 2016.
- [8] Azalia Mirhoseini, Hieu Pham, Quoc V Le, Benoit Steiner, Rasmus Larsen, Yufeng Zhou, Naveen Kumar, Mohammad Norouzi, Samy Bengio, and Jeff Dean. Device placement optimization with reinforcement learning. *arXiv preprint arXiv:1706.04972*, 2017.
- [9] Azalia Mirhoseini, Anna Goldie, Hieu Pham, Benoit Steiner, Quoc V. Le, and Jeff Dean. A hierarchical model for device placement. In *ICLR*, 2018.
- [10] Adam Coates, Brody Huval, Tao Wang, David Wu, Bryan Catanzaro, and Ng Andrew. Deep learning with COTS HPC systems. In *Proceedings of the 30th International Conference on Machine Learning (ICML-13)*, pages 1337–1345, 2013.
- [11] Jeffrey Dean, Greg S. Corrado, Rajat Monga, Kai Chen, Matthieu Devin, Quoc V. Le, Mark Z. Mao, Marc’Aurelio Ranzato, Andrew Senior, Paul Tucker, Ke Yang, and Andrew Y. Ng. Large scale distributed deep networks. In *Neural Information Processing Systems (NIPS)*, 2012.
- [12] Martín Abadi, Paul Barham, Jianmin Chen, Zhifeng Chen, Andy Davis, Jeffrey Dean, Matthieu Devin, Sanjay Ghemawat, Geoffrey Irving, Michael Isard, Manjunath Kudlur, Josh Levenberg, Rajat Monga, Sherry Moore, Derek G. Murray, Benoit Steiner, Paul Tucker, Vijay Vasudevan, Pete Warden, Martin Wicke, Yuan Yu, and Xiaoqiang Zheng. Tensorflow: A system for large-scale machine learning. In *12th USENIX Symposium on Operating Systems Design and Implementation (OSDI 16)*, 2016.
- [13] Tianqi Chen, Mu Li, Yutian Li, Min Lin, Naiyan Wang, Minjie Wang, Tianjun Xiao, Bing Xu, Chiyuan Zhang, and Zheng Zhang. Mxnet: A flexible and efficient machine learning library for heterogeneous distributed systems. *arXiv preprint arXiv:1512.01274*, 2015.
- [14] PyTorch. <http://pytorch.org>.
- [15] Facebook. Caffe2: a lightweight, modular, and scalable deep learning framework, 2017.
- [16] Google Cloud. Tpu: System architecture.
- [17] Priya Goyal, Piotr Dollar, Ross Girshick, Pieter Noordhuis, Lukasz Wesolowski, Aapo Kyrola, Andrew Tulloch, Yangqing Jia, and Kaiming He. Accurate, large minibatch sgd: Training imagenet in 1 hour. In *arXiv:1706.02677*, 2017.
- [18] Norman P Jouppi, Cliff Young, Nishant Patil, David Patterson, Gaurav Agrawal, Raminder Bajwa, Sarah Bates, Suresh Bhatia, Nan Boden, Al Borchers, et al. In-datacenter performance analysis of a tensor processing unit. *arXiv preprint arXiv:1704.04760*, 2017.
- [19] Pin Gao, Lingfan Yu, Yongwei Wu, and Jinyang Li. Low latency rnn inference with cellular batching. In *Eurosys*, 2018.

- [20] Zhengping Qian, Xiuwei Chen, Nanxi Kang, Mingcheng Chen, Yuan Yu, Thomas Moscibroda, and Zheng Zhang. MadLINQ: large-scale distributed matrix computation for the cloud. In *Proceedings of the 7th ACM european conference on Computer Systems*, EuroSys '12, 2012.
- [21] L. E. Cannon. *A cellular computer to implement the Kalman Filter Algorithm*. PhD thesis, Montana State University, 2017.
- [22] Jonathan Ragan-Kelley, Connelly Barnes, Andrew Adams, Sylvain Paris, Frédo Durand, and Saman Amarasinghe. Halide: a language and compiler for optimizing parallelism, locality, and recomputation in image processing pipelines. *ACM SIGPLAN Notices*, 48(6):519–530, 2013.
- [23] TVM: Tensor IR Stack for Deep Learning Systems. <http://tvm-lang.org/>.
- [24] Nicolas Vasilache, Oleksandr Zinenko, Theodoros Theodoridis, Priya Goyal, Zachary DeVito, William S. Moses, Sven Verdoolaege, Andrew Adams, and Albert Cohen. Tensor comprehensions: Framework-agnostic high-performance machine learning abstractions. In *arXiv:1802.04730v2*, 2018.
- [25] Arnaud J Venet. The gauge domain: scalable analysis of linear inequality invariants. In *International Conference on Computer Aided Verification*, pages 139–154. Springer, 2012.
- [26] Radu Rugina and Martin Rinard. Symbolic bounds analysis of pointers, array indices, and accessed memory regions. In *ACM Sigplan Notices*, volume 35, pages 182–195. ACM, 2000.
- [27] Xueguang Wu, Liqian Chen, and Ji Wang. An abstract domain to infer symbolic ranges over non-negative parameters. *Electronic Notes in Theoretical Computer Science*, 307:33–45, 2014.
- [28] Chien-Chin Huang, Qi Chen, Zhaoguo Wang, Russell Power, Jorge Ortiz, Jinyang Li, and Zhen Xiao. Spartan: A distributed array framework with smart tiling. In *USENIX Annual Technical Conference*, 2015.
- [29] Christian Szegedy, Sergey Ioffe, Vincent Vanhoucke, and Alexander A Alemi. Inception-v4, inception-resnet and the impact of residual connections on learning. In *AAAI*, pages 4278–4284, 2017.
- [30] Kaiming He, Xiangyu Zhang, Shaoqing Ren, and Jian Sun. Deep residual learning for image recognition. In *Proceedings of the IEEE conference on computer vision and pattern recognition*, pages 770–778, 2016.
- [31] Sepp Hochreiter and Jürgen Schmidhuber. Long short-term memory. *Neural computation*, 9(8):1735–1780, 1997.
- [32] Rafal Józefowicz, Oriol Vinyals, Mike Schuster, Noam Shazeer, and Yonghui Wu. Exploring the limits of language modeling. *CoRR*, abs/1602.02410, 2016.
- [33] Diederik P. Kingma and Jimmy Ba. Adam: A method for stochastic optimization. *CoRR*, abs/1412.6980, 2014.
- [34] John Duchi, Elad Hazan, and Yoram Singer. Adaptive subgradient methods for online learning and stochastic optimization. *Journal of Machine Learning Research*, 12(Jul):2121–2159, 2011.
- [35] Taro Sekiyama, Takashi Imamichi, Haruki Imai, and Rudy Raymond. Profile-guided memory optimization for deep neural networks. *arXiv preprint arXiv:1804.10001*, 2018.
- [36] Minsoo Rhu, Natalia Gimelshein, Jason Clemons, Arslan Zulfiqar, and Stephen W Keckler. vdn: Virtualized deep neural networks for scalable, memory-efficient neural network design. In *Microarchitecture (MICRO), 2016 49th Annual IEEE/ACM International Symposium on*, pages 1–13. IEEE, 2016.
- [37] Ilya Sutskever, Oriol Vinyals, and Quoc V Le. Sequence to sequence learning with neural networks. In *Advances in neural information processing systems*, pages 3104–3112, 2014.
- [38] Noam Shazeer, Azalia Mirhoseini, Krzysztof Maziarz, Andy Davis, Quoc Le, Geoffrey Hinton, and Jeff Dean. Outrageously large neural networks: The sparsely-gated mixture-of-experts layer. *arXiv preprint arXiv:1701.06538*, 2017.
- [39] Trishul Chilimbi, Yutaka Suzue, Johnson Apacible, and Karthik Kalyanaraman. Project adam: Building an efficient and scalable deep learning training system. In *Proceedings of the 11th USENIX Conference on Operating Systems Design and Implementation*, OSDI'14, 2014.

- [40] Mu Li, David G. Andersen, Jun Woo Park, Alexander J. Smola, Amr Ahmed, Vanja Josifovski, James Long, Eugene J. Shekita, and Bor-Yiing Su. Scaling distributed machine learning with the parameter server. In *USENIX OSDI*, 2014.
- [41] H. Cui, J. Cipar, Q. Ho, J.K. Kim, S. Lee, A. Kumar, J. Wei, W. Dai, G. R. Ganger, P.B. Gibbons, G. A. Gibson, and E. P. Xing. Exploiting bounded staleness to speed up big data analytics. In *USENIX Annual Technical Conference*, 2014.
- [42] J. Wei, W. Dai, A. Qiao, H. Cui, Q. Ho, G. R. Ganger, P. B. Gibbons, G. A. Gibson, and E.P. Xing. Managed communication and consistency for fast data-parallel iterative analytics. In *ACM Symposium on Cloud Computing (SoCC)*, 2015.
- [43] Henggang Cui, Hao Zhang, Gregory R. Ganger, Phillip B. Gibbons, and Eric P. Xing. Geeps: Scalable deep learning on distributed gpus with a gpu-specialized parameter server. In *Eurosys*, 2016.
- [44] Alex Krizhevsky. One weird trick for parallelizing convolutional neural networks. In *arXiv:1404.5997*, 2014.
- [45] Minjie Wang, Tianjun Xiao, Jianpeng Li, Jiaying Zhang, Chuntao Hong, and Zheng Zhang. Minerva: A scalable and highly efficient training platform for deep learning. In *NIPS Workshop, Distributed Machine Learning and Matrix Computations*, 2014.
- [46] Jin Kyu Kim, Qirong Ho, Seunghak Lee, Xun Zheng, Wei Dai, Garth Gibson, and Eric Xing. Strads: A distributed framework for scheduled model parallel machine learning. In *Eurosys*, 2016.
- [47] Yucheng Low, Joseph Gonzalez, Aapo Kyrola, Danny Bickson, Carlos Guestrin, and Joseph Hellerstein. Graphlab: A new parallel framework for machine learning. In *Conference on Uncertainty in Artificial Intelligence (UAI)*, 2012.
- [48] Joseph E. Gonzalez, Reynold S. Xin, Ankur Dave, Daniel Crankshaw, Michael J. Franklin, and Ion Stoica. Graphx: Graph processing in a distributed dataflow framework. In *11th USENIX Symposium on Operating Systems Design and Implementation (OSDI)*, 2014.
- [49] Joseph E. Gonzalez, Yucheng Low, Haijie Gu, Danny Bickson, and Carlos Guestrin. Powergraph: Distributed graph-parallel computation on natural graphs. In *OSDI*, 2012.
- [50] Grzegorz Malewicz, Matthew H. Austern, Aart J.C. Bik, James C. Dehnert, Ilan Horn, Naty Leiser, and Grzegorz Czajkowski. Pregel: a system for large-scale graph processing. In *SIGMOD '10: Proceedings of the 2010 international conference on Management of data*.
- [51] Xiaowei Zhu, Wenguang Chen, Weimin Zheng, and Xiaosong Ma. Gemini: A computation-centric distributed graph processing system. In *12th USENIX Symposium on Operating Systems Design and Implementation (OSDI)*, 2016.
- [52] Mingxing Zhang, Yongwei Wu, Kang Chen, Xuehai Qian, Xue Li, and Weimin Zheng. Exploring the hidden dimension in graph processing. In *12th USENIX Symposium on Operating Systems Design and Implementation (OSDI)*, 2016.
- [53] Song Han, Jeff Pool, John Tran, and William Dally. Learning both weights and connections for efficient neural network. In *Advances in neural information processing systems*, pages 1135–1143, 2015.
- [54] Song Han, Huizi Mao, and William J Dally. Deep compression: Compressing deep neural networks with pruning, trained quantization and huffman coding. *arXiv preprint arXiv:1510.00149*, 2015.
- [55] Yunchao Gong, Liu Liu, Ming Yang, and Lubomir Bourdev. Compressing deep convolutional networks using vector quantization. *arXiv preprint arXiv:1412.6115*, 2014.
- [56] Itay Hubara, Matthieu Courbariaux, Daniel Soudry, Ran El-Yaniv, and Yoshua Bengio. Binarized neural networks. In *Advances in neural information processing systems*, pages 4107–4115, 2016.
- [57] Edward Anderson, Zhaojun Bai, J Dongarra, A Greenbaum, A McKenney, Jeremy Du Croz, S Hammerling, J Demmel, C Bischof, and Danny Sorensen. LAPACK: A portable linear algebra library for high-performance computers. In *Proceedings of the 1990 ACM/IEEE conference on Supercomputing*, pages 2–11. IEEE Computer Society Press, 1990.
- [58] Jaeyoung Choi, Jack J Dongarra, Roldan Pozo, and David W Walker. Scalapack: A scalable linear algebra library for distributed memory concurrent computers. In *Frontiers of Massively Parallel Computation, 1992., Fourth Symposium on the*, pages 120–127. IEEE, 1992.

- [59] Jack Poulson, Bryan Marker, Robert A. van de Geijn, Jeff R. Hammond, and Nichols A. Romero. Elemental: A new framework for distributed memory dense matrix computations. *ACM Trans. Math. Softw.*, 39(2):13:1–13:24, feb 2013.
- [60] Jaroslaw Nieplocha, Robert J Harrison, and Richard J Littlefield. Global arrays: A nonuniform memory access programming model for high-performance computers. *The Journal of Supercomputing*, 10(2):169–189, 1996.
- [61] Satish Balay, William D. Gropp, Lois Curfman McInnes, and Barry F. Smith. Efficient management of parallelism in object oriented numerical software libraries. In E. Arge, A. M. Bruset, and H. P. Langtangen, editors, *Modern Software Tools in Scientific Computing*, pages 163–202. Birkhäuser Press, 1997.
- [62] Robert A. van de Geijn and Jerrell Watts. Summa: Scalable universal matrix multiplication algorithm. Technical report, Austin, TX, USA, 1995.
- [63] Joe B. Buck, Noah Watkins, Jeff LeFevre, Kleoni Ioannidou, Carlos Maltzahn, Neoklis Polyzotis, and Scott Brandt. Scihadoop: array-based query processing in hadoop. In *Proceedings of 2011 International Conference for High Performance Computing, Networking, Storage and Analysis*, 2011.
- [64] Murray Stokely, Farzan Rohani, and Eric Tassone. Large-scale parallel statistical forecasting computations in r. In *JSM Proceedings, Section on Physical and Engineering Sciences*, Alexandria, VA, 2011.
- [65] Shivaram Venkataraman, Erik Bodzsar, Indrajit Roy, Alvin AuYoung, and Robert S. Schreiber. Presto: distributed machine learning and graph processing with sparse matrices. In *Proceedings of the 8th ACM European Conference on Computer Systems (Eurosys)*, 2013.
- [66] SparkR: R frontend for Spark. <http://amplab-extras.github.io/SparkR-pkg>.
- [67] Mingxing Zhang, Yongwei Wu, Kang Chen, Teng Ma, and Weimin Zheng. Measuring and optimizing distributed array programs. *Proc. VLDB Endow.*, 9(12):912–923, August 2016.
- [68] Kevin J. Brown, HyoukJoong Lee, Tiark Rompf, Arvind K. Sujeeth, Christopher De Sa, Christopher Aberger, and Kunle Olukotun. Have abstraction and eat performance, too: Optimized heterogeneous computing with parallel patterns. In *Proceedings of the 2016 International Symposium on Code Generation and Optimization, CGO '16*, 2016.
- [69] Stefan C. Müller, Gustavo Alonso, Adam Amara, and André Csillaghy. Pydrion: Semi-automatic parallelization for multi-core and the cloud. In *11th USENIX Symposium on Operating Systems Design and Implementation (OSDI 14)*, pages 645–659, Broomfield, CO, October 2014. USENIX Association.
- [70] Tyler Denniston, Shoaib Kamil, and Saman Amarasinghe. Distributed halide. In *Principles and Practice of Parallel Programming (PPoPP)*, 2016.
- [71] David E Hudak and Santosh G Abraham. Compiler techniques for data partitioning of sequentially iterated parallel loops. In *ACM SIGARCH Computer Architecture News*, volume 18, pages 187–200. ACM, 1990.
- [72] Kathleen Knobe, Joan D Lukas, and Guy L Steele Jr. Data optimization: Allocation of arrays to reduce communication on simd machines. *Journal of Parallel and Distributed Computing*, 8(2):102–118, 1990.
- [73] Michael Philippsen. *Automatic alignment of array data and processes to reduce communication time on DMPPs*, volume 30. ACM, 1995.
- [74] Igor Z Milosavljevic and Marwan A Jabri. Automatic array alignment in parallel matlab scripts. In *Parallel Processing, 1999. 13th International and 10th Symposium on Parallel and Distributed Processing, 1999. 1999 IPPS/SPDP. Proceedings*, pages 285–289. IEEE, 1999.
- [75] J Ramanujam and P Sadayappan. Compile-time techniques for data distribution in distributed memory machines. *Parallel and Distributed Systems, IEEE Transactions on*, 2(4):472–482, 1991.
- [76] J Ramanujam and P Sadayappan. A methodology for parallelizing programs for multicomputers and complex memory multiprocessors. In *Proceedings of the 1989 ACM/IEEE conference on Supercomputing*, pages 637–646. ACM, 1989.
- [77] David Bau, Induprakas Kodukula, Vladimir Kotlyar, Keshav Pingali, and Paul Stodghill. Solving alignment using elementary linear algebra. In

Languages and Compilers for Parallel Computing, pages 46–60. Springer, 1995.

- [78] ERIKH D’HOLLANDER. Partitioning and labeling of index sets in do loops with constant dependence vectors. In *1989 International Conference on Parallel Processing, University Park, PA*, 1989.
- [79] Chua-Huang Huang and Ponnuswamy Sadayappan. Communication-free hyperplane partitioning of nested loops. *Journal of Parallel and Distributed Computing*, 19(2):90–102, 1993.
- [80] Y-J Ju and H Dietz. Reduction of cache coherence overhead by compiler data layout and loop transformation. In *Languages and Compilers for Parallel Computing*, pages 344–358. Springer, 1992.
- [81] Qingda Lu, Christophe Alias, Uday Bondhugula, Thomas Henretty, Sriram Krishnamoorthy, Jagannathan Ramanujam, Atanas Rountev, Ponnuswamy Sadayappan, Yongjian Chen, Haibo Lin, et al. Data layout transformation for enhancing data locality on nuca chip multiprocessors. In *Parallel Architectures and Compilation Techniques, 2009. PACT’09. 18th International Conference on*, pages 348–357. IEEE, 2009.
- [82] Ken Kennedy and Ulrich Kremer. Automatic data layout for distributed-memory machines. *ACM Transactions on Programming Languages and Systems (TOPLAS)*, 20(4):869–916, 1998.
- [83] Ulrich Kremer. Np-completeness of dynamic remapping. In *Proceedings of the Fourth Workshop on Compilers for Parallel Computers, Delft, The Netherlands*, 1993.
- [84] Jingke Li and Marina Chen. Index domain alignment: Minimizing cost of cross-referencing between distributed arrays. In *Frontiers of Massively Parallel Computation, 1990. Proceedings., 3rd Symposium on the*, pages 424–433. IEEE, 1990.
- [85] Jingke Li and Marina Chen. The data alignment phase in compiling programs for distributed-memory machines. *Journal of parallel and distributed computing*, 13(2):213–221, 1991.