

Unbiased Markov chain Monte Carlo for intractable target distributions

Lawrence Middleton*, George Deligiannidis*, Arnaud Doucet*, Pierre E. Jacob†

December 14, 2024

Abstract

Performing numerical integration when the integrand itself cannot be evaluated point-wise is a challenging task that arises in statistical analysis, notably in Bayesian inference for models with intractable likelihood functions. Markov chain Monte Carlo (MCMC) algorithms have been proposed for this setting, such as the pseudo-marginal method for latent variable models and the exchange algorithm for a class of undirected graphical models. As with any MCMC algorithm, the resulting estimators are justified asymptotically in the limit of the number of iterations, but exhibit a bias for any fixed number of iterations due to the Markov chains starting outside of stationarity. This “burn-in” bias is known to complicate the use of parallel processors for MCMC computations. We show how to use coupling techniques to generate unbiased estimators in finite time, building on recent advances for generic MCMC algorithms. We establish the theoretical validity of some of these procedures, by extending existing results to cover the case of polynomially ergodic Markov chains. The efficiency of the proposed estimators is compared with that of standard MCMC estimators, with theoretical arguments and numerical experiments including state space models and Ising models.

1 Introduction

1.1 Context

For various statistical models the likelihood function cannot be computed point-wise, which prevents the use of standard Markov chain Monte Carlo (MCMC) algorithms such as Metropolis–Hastings (MH) for Bayesian inference. For example, the likelihood of latent variable models typically involves an intractable integral over the latent space. Classically, one can address this problem by designing MCMC algorithms on the joint space of parameters and latent variables. However, these samplers can mix poorly when latent variables and parameters are strongly correlated under the joint posterior distribution. Furthermore these schemes cannot be implemented if we can only simulate the latent variables and not evaluate their probability density function [Andrieu et al., 2010, Section 2.3]. Similarly, in the context of undirected graphical models, the likelihood function might involve an intractable integral over the observation space; see Møller et al. [2006] with examples from spatial statistics.

Pseudo-marginal methods have been proposed for these situations [Lin et al., 2000, Beaumont, 2003, Andrieu and Roberts, 2009], whereby unbiased Monte Carlo estimators of the likelihood are used within an MH acceptance mechanism, while still producing chains that are ergodic with respect to the exact posterior distribution of interest, denoted by π . Pseudo-marginal algorithms and their extensions [Deligiannidis et al., 2015, Tran et al., 2016] are particularly adapted to latent variable models, such as random effects models and state space models, where the likelihood can be estimated without bias using importance sampling or particle filters [Beaumont, 2003, Andrieu

*Department of Statistics, University of Oxford, UK.

†Department of Statistics, Harvard University, USA.

and Roberts, 2009, Andrieu et al., 2010]. Related schemes include the exchange algorithm [Murray et al., 2006, Andrieu et al., 2018], which applies to scenarios where the likelihood involves an intractable, parameter-dependent normalizing constant. Exchange algorithms rely on simulation of synthetic observations to cancel out intractable terms in the MH acceptance ratio. As with any MCMC algorithm, the computation of each iteration requires the completion of the previous ones, which hinders the potential for parallel computation. Running independent chains in parallel is always possible, and averaging over independent chains leads to a linear decrease of the resulting variance. However, the inherent bias that comes from starting the chains outside of stationarity, also called the “burn-in bias”, remains [Rosenthal, 2000].

This burn-in bias has motivated various methodological developments in the MCMC literature; among these, some rely on coupling techniques, such as the circularly-coupled Markov chains of Neal [2017], regeneration techniques described in Mykland et al. [1995], and “coupling from the past” as proposed in Propp and Wilson [1996]. Coupling methods have also been proposed for diagnosing convergence in Johnson [1996, 1998]. Recently, a method has been proposed to completely remove the bias of Markov chain ergodic averages [Glynn and Rhee, 2014]. An extension of this approach using coupling ideas was proposed by Jacob et al. [2017b] and applied to a variety of MCMC algorithms. This methodology involves the construction of a pair of Markov chains, which are simulated until an event occurs. At this point, a certain function of the chains is returned, with the guarantee that its expectation is exactly the integral of interest. The output is thus an unbiased estimator of that integral. Averaging over i.i.d. copies of such estimators we obtain consistent estimators in the limit of the number of copies, which can be generated independently in parallel. Relevant limit theorems have been established in Glynn and Heidelberger [1990], Glynn and Whitt [1992], enabling the construction of valid confidence intervals. The methodology has already been demonstrated for various MCMC algorithms [Jacob et al., 2017b, Heng and Jacob, 2017, Jacob et al., 2017a], which were instances of geometrically ergodic Markov chain samplers under typical conditions. However, in the case of intractable likelihoods and pseudo-marginal samplers, the associated Markov chains are typically sub-geometrically ergodic [Andrieu and Vihola, 2015].

We show here that unbiased estimators of $\pi(h)$, with finite variance and finite computational cost, can also be derived from polynomially ergodic Markov chains such as those generated by pseudo-marginal methods. We provide results on the associated efficiency in comparison with standard MCMC estimators. We apply the methodology to particle MCMC algorithms for inference in generic state space models, with an application to a time series of neuron activation counts. We also consider a variant of the pseudo-marginal approach known as the block pseudo-marginal approach [Tran et al., 2016] as well as the exchange algorithm [Murray et al., 2006].

Accompanying code used for simulations and to generate the figures are provided at https://github.com/lolmid/unbiased_intractable_targets.

1.2 Unbiased estimators from coupled Markov chains

Let π be a probability measure on a topological space \mathcal{Z} equipped with the Borel σ -algebra $\mathcal{B}(\mathcal{Z})$. In this section we recall how two coupled chains that are marginally converging to π can be used to produce unbiased estimators of expectations $\pi(h) := \int h(z) \pi(dz)$ for any π -integrable test function $h : \mathcal{Z} \rightarrow \mathbb{R}$. Following Glynn and Rhee [2014], Jacob et al. [2017b], we consider the following coupling of two Markov chains $(Z_n)_{n \geq 0}$ and $(\tilde{Z}_n)_{n \geq 0}$. First, Z_0, \tilde{Z}_0 are drawn independently from an initial distribution π_0 . Then, Z_1 is drawn from a Markov kernel P given Z_0 , which is denoted $Z_1|Z_0 \sim P(Z_0, \cdot)$. Subsequently, at step $n \geq 1$, a pair (Z_{n+1}, \tilde{Z}_n) is drawn from a Markov kernel \bar{P} given (Z_n, \tilde{Z}_{n-1}) , which is denoted $(Z_{n+1}, \tilde{Z}_n)|(Z_n, \tilde{Z}_{n-1}) \sim \bar{P}((Z_n, \tilde{Z}_{n-1}), \cdot)$. The kernel \bar{P} is such that, marginally, $Z_{n+1}|Z_n \sim P(Z_n, \cdot)$ and $\tilde{Z}_n|\tilde{Z}_{n-1} \sim P(\tilde{Z}_{n-1}, \cdot)$. This implies that, marginally for all $n \geq 0$, Z_n and \tilde{Z}_n have the same distribution. Furthermore, the kernel \bar{P} is constructed so that there exists a random variable

τ termed the meeting time, such that for all $n \geq \tau$, $Z_n = \tilde{Z}_{n-1}$ almost surely (a.s.). Then, for any integer k , the following informal telescoping sum argument informally suggests an unbiased estimator of $\pi(h)$. We start from $\pi(h) = \lim_{n \rightarrow \infty} \mathbb{E}[h(Z_n)]$ and write

$$\begin{aligned} \pi(h) &= \mathbb{E}[h(Z_k)] + \sum_{n=k+1}^{\infty} \mathbb{E}[h(Z_n)] - \mathbb{E}[h(\tilde{Z}_{n-1})] && \text{expanding the limit as a telescoping sum,} \\ &= \mathbb{E}[h(Z_k)] + \sum_{n=k+1}^{\infty} h(Z_n) - h(\tilde{Z}_{n-1}) && \text{swapping the expectations and limit,} \\ &= \mathbb{E}[h(Z_k)] + \sum_{n=k+1}^{\tau-1} h(Z_n) - h(\tilde{Z}_{n-1}) && \text{since the terms corresponding to } n \geq \tau \text{ are null.} \end{aligned}$$

The sum $\sum_{n=k+1}^{\tau-1}$ is treated as zero if $\tau - 1 < k + 1$. The suggested estimator is thus defined as

$$H_k(Z, \tilde{Z}) = h(Z_k) + \sum_{n=k+1}^{\tau-1} \{h(Z_n) - h(\tilde{Z}_{n-1})\}, \quad (1)$$

with Z and \tilde{Z} denoting the chains $(Z_n)_{n \geq 0}$ and $(\tilde{Z}_n)_{n \geq 0}$ respectively. As in [Jacob et al. \[2017b\]](#), we average $H_l(Z, \tilde{Z})$ over a range of values of l , $l \in \{k, k+1, \dots, m\}$ for an integer $m \geq k$, resulting in the estimator

$$H_{k:m}(Z, \tilde{Z}) = \frac{1}{m-k+1} \sum_{l=k}^m h(Z_l) + \sum_{l=k}^{\tau-1} \min\left(1, \frac{l-k+1}{m-k+1}\right) (h(Z_{l+1}) - h(\tilde{Z}_l)). \quad (2)$$

Intuitively, $H_{k:m}$ can be understood as a standard Markov chain average after m steps using a burn-in period of $k-1$ steps (which would be in general biased for $\pi(h)$), plus a second term that can be shown to remove the burn-in bias. That ‘‘bias correction’’ term is a weighted sum of differences of the chains between step k and the meeting time $\tau = \inf\{n \geq 1 : Z_n = \tilde{Z}_{n-1}\}$. In the following, we will write $H_{k:m} := H_{k:m}(Z, \tilde{Z})$ for brevity. The construction of $H_{k:m}$ is summarized in [Algorithm 1](#), where the initial distribution of the chains is denoted by π_0 , and the Markov kernels by P and \bar{P} as above. Standard MCMC estimators require the specification of π_0 and P , while the proposed method requires the additional specification of the coupled kernel \bar{P} . We will propose coupled kernels for the setting of intractable likelihoods, and study the estimator $H_{k:m}$ under conditions which cover pseudo-marginal methods.

Algorithm 1 Unbiased MCMC estimator $H_{k:m}$ for any choice of k and m with $0 \leq k \leq m$.

1. Initialization:
 - (a) Sample $Z_0, \tilde{Z}_0 \sim \pi_0(\cdot)$.
 - (b) Sample $Z_1 | \{Z_0 = z_0\} \sim P(z_0, \cdot)$.
 - (c) Set $n = 1$ and $\tau = \infty$.
 2. While $n < \max(m, \tau)$:
 - (a) Sample $(Z_{n+1}, \tilde{Z}_n) | \{Z_n = z_n, \tilde{Z}_{n-1} = \tilde{z}_{n-1}\} \sim \bar{P}((z_n, \tilde{z}_{n-1}), \cdot)$.
 - (b) If $Z_{n+1} = \tilde{Z}_n$ and $\tau = \infty$, set $\tau = n$.
 - (c) Increment n by 1.
 3. Return $H_{k:m}$ as described in Equation (2).
-

To see how coupled kernels can be constructed, we first recall the construction for simple MH kernels. As-

sume that $\pi(dz) = \pi(dz)dz$ where dz is the Lebesgue measure. The standard MH algorithm relies on a proposal distribution $q(dz'|z) = q(z'|z)dz'$, for instance chosen as a Gaussian distribution centered at z . At iteration $n - 1$, a proposal $Z' \sim q(\cdot|Z_{n-1})$ is accepted as the new state Z_n with probability $\alpha_{\text{MH}}(Z_{n-1}, Z') := \min(1, \pi(Z')q(Z_{n-1}|Z')/\pi(Z_{n-1})q(Z'|Z_{n-1}))$, termed the MH acceptance probability. If Z' is rejected, then Z_n is assigned the value of Z_{n-1} . This defines the kernel P . To construct \bar{P} , following [Jacob et al. \[2017b\]](#) we can consider a maximal coupling of the proposal distributions. This is described in [Algorithm 2](#) for completeness; see also [Johnson \[1998\]](#). Here $\mathcal{U}[a, b]$ refers to the uniform distribution on the interval $[a, b]$. The algorithm relies on draws from a maximal coupling (or γ -coupling) of the two proposal distributions $q(\cdot|Z_n)$ and $q(\cdot|\tilde{Z}_{n-1})$ at step $n \geq 1$. Draws (Z', \tilde{Z}') from maximal couplings are such that the probability of the event $\{Z' = \tilde{Z}'\}$ is maximal over all couplings of $Z' \sim q(\cdot|Z_n)$ and $\tilde{Z}' \sim q(\cdot|\tilde{Z}_{n-1})$. Sampling from maximal couplings can be done with rejection sampling techniques as described in [Jacob et al. \[2017b\]](#), in Section 4.5 of Chapter 1 of [Thorisson \[2000\]](#) and in [Johnson \[1998\]](#). On the event $\{Z' = \tilde{Z}'\}$, the two chains are given identical proposals, which are then accepted or not based on $\alpha_{\text{MH}}(Z_n, Z')$ and $\alpha_{\text{MH}}(\tilde{Z}_{n-1}, \tilde{Z}')$ using a common uniform random number. In the event that both proposals are identical and accepted, then the chains meet: $Z_{n+1} = \tilde{Z}_n$. One can then check that the chains remain identical from that iteration onwards.

Algorithm 2 Sampling from the coupled MH kernel given (Z_n, \tilde{Z}_{n-1}) .

1. Sample Z' and \tilde{Z}' from a maximal coupling of $q(\cdot|Z_n)$ and $q(\cdot|\tilde{Z}_{n-1})$.
 2. Sample $u \sim \mathcal{U}[0, 1]$.
 3. If $u < \alpha_{\text{MH}}(Z_n, Z')$ set $Z_{n+1} = Z'$. Otherwise set $Z_{n+1} = Z_n$.
 4. If $u < \alpha_{\text{MH}}(\tilde{Z}_{n-1}, \tilde{Z}')$ set $\tilde{Z}_n = \tilde{Z}'$. Otherwise set $\tilde{Z}_n = \tilde{Z}_{n-1}$.
 5. Return (Z_{n+1}, \tilde{Z}_n) .
-

The unbiased property of $H_{k:m}$ has an important consequence for parallel computation. Consider R independent copies, denoted by $(H_{k:m}^{(r)})$ for $r = 1, \dots, R$, and the average $\bar{H}_{k:m}^R = R^{-1} \sum_{r=1}^R H_{k:m}^{(r)}$. Then $\bar{H}_{k:m}^R$ is a consistent estimator of $\pi(h)$ as $R \rightarrow \infty$, for any fixed (k, m) , and a central limit theorem holds provided that $\mathbb{V}[H_{k:m}] < \infty$; sufficient conditions are given in [Section 1.3](#). Since τ is a random variable, the cost of generating $H_{k:m}$ is random. Neglecting the cost of drawing from π_0 , the cost amounts to that of one draw from the kernel P , τ draws from the kernel \bar{P} , and then $(m - \tau)$ draws from P if $\tau < m$. Overall that leads to a cost of $T_m := 2\tau + \max(1, m - \tau + 1)$ units, where each unit is the cost of drawing from P , and assuming that one sample from \bar{P} costs two units. Theoretical considerations on variance and cost will be useful to guide the choice of the parameters k and m as discussed in [Section 1.5](#).

1.3 Theoretical validity under polynomial tails

We provide here sufficient conditions under which the estimator $H_{k:m}$ is unbiased, has finite expected cost and finite variance. Below, [Assumptions 1](#) and [3](#) are identical to [Assumptions 2.1](#) and [2.3](#) in [Jacob et al. \[2017b\]](#) whereas [Assumption 2](#) is a polynomial tail assumption on the meeting time weaker than the geometric tail assumption, namely, $\mathbb{P}(\tau > n) \leq K\rho^n$ for all $n \geq 1$, for some constants $K < \infty$ and $\rho \in (0, 1)$, used in [Jacob et al. \[2017b\]](#). Relaxing this assumption is useful in our context as the pseudo-marginal algorithm is polynomially ergodic under realistic assumptions [[Andrieu and Vihola, 2015](#)] and, as demonstrated in [Section 1.4](#), this allows us to satisfy the polynomial tail assumption.

Assumption 1. *Each of the two chains marginally starts from a distribution π_0 , evolves according to a transition kernel P , and is such that $\mathbb{E}[h(Z_n)] \rightarrow \pi(h)$ as $n \rightarrow \infty$ for a real-valued function h . Furthermore, there exist constants $\eta > 0$ and $D < \infty$ such that $\mathbb{E}[|h(Z_n)|^{2+\eta}] < D$ for all $n \geq 0$.*

Assumption 2. *The two chains are such that there exists an almost-surely finite meeting time $\tau = \inf\{n \geq 1 : Z_n = \tilde{Z}_{n-1}\}$ such that $\mathbb{P}(\tau > n) \leq Kn^{-\kappa}$ for some constants $0 < K < \infty$ and $\kappa > 2(2\eta^{-1} + 1)$, where η is as in Assumption 1.*

Assumption 3. *The chains stay together after meeting, i.e. $Z_n = \tilde{Z}_{n-1}$ for all $n \geq \tau$.*

Under Assumption 2, $\mathbb{E}[\tau^p] \leq Kp \sum_{n \geq 0} n^{-\kappa+p-1}$ for all $p \geq 1$ and thus $\mathbb{E}[\tau^p] < \infty$ if $\kappa > p$. As it is assumed that $\kappa > 2(2\eta^{-1} + 1)$, this implies that $\mathbb{E}[\tau^p] < \infty$ for $p < 2(2\eta^{-1} + 1)$. In particular, one has $\mathbb{E}[\tau] < \infty$ and thus the computational cost associated with $H_{k:m}$ has a finite expectation. It also implies that τ has a finite second moment.

The following result states that $H_{k:m}$ has not only a finite expected cost but also has a finite variance and that its expectation is indeed $\pi(h)$ under the above assumptions. The proof is provided in Appendix A.1.

Theorem 1. *Under Assumptions 1-2-3, for all $k \geq 0$ and $m \geq k$, the estimator $H_{k:m}$ defined in (2) has expectation $\pi(h)$, has a finite expected computing time and admits a finite variance.*

1.4 Conditions for polynomial tails

We now proceed to establishing conditions that imply Assumption 2. To state the main result, we put assumptions on the probability of meeting at each iteration. We write \mathcal{D} for the diagonal of the joint space $\mathcal{Z} \times \mathcal{Z}$, that is $\mathcal{D} := \{(z, \tilde{z}) \in \mathcal{Z} \times \mathcal{Z} : z = \tilde{z}\}$ and introduce the measure $\pi_{\mathcal{D}}(dz, d\tilde{z}) := \pi(dz)\delta_z(d\tilde{z})$. The meeting time τ is the hitting time of the diagonal, $\tau_{\mathcal{D}} := \inf\{n \geq 0 : (Z_n, \tilde{Z}_{n-1}) \in \mathcal{D}\}$. The first assumption is on the ability of the pair of chains to hit the diagonal when it enters a certain subset of $\mathcal{Z} \times \mathcal{Z}$.

Assumption 4. *The kernel \bar{P} is $\pi_{\mathcal{D}}$ -irreducible: for any set $A \subset \mathcal{D}$ such that $\pi_{\mathcal{D}}(A) > 0$ and all $(z, \tilde{z}) \in \mathcal{Z} \times \mathcal{Z}$ there exists some $n \geq 0$ such that $\bar{P}^n((z, \tilde{z}), A) > 0$. The kernel \bar{P} is also aperiodic. Finally, there exist $\epsilon \in (0, 1)$ and a set $C \subset \mathcal{Z}$ such that*

$$\inf_{(z, \tilde{z}) \in C \times C} \bar{P}((z, \tilde{z}), \mathcal{D}) \geq \epsilon. \quad (3)$$

Next we will assume that the marginal kernel P admits a polynomial drift condition and a small set C ; we will later consider that small set to be the same set C as in Assumption 4. Intuitively, the polynomial drift condition on C will ensure regular entries of the pair of chains in the set $C \times C$, from which the diagonal can be hit in one step under Assumption 4.

Assumption 5. *There exist $\epsilon_0 > 0$, a probability measure ν on \mathcal{Z} and a set $C \subset \mathcal{Z}$ such that*

$$\inf_{z \in C} P(z, \cdot) \geq \epsilon_0 \nu(\cdot). \quad (4)$$

In addition, there exist a measurable function $V : \mathcal{Z} \rightarrow [1, \infty)$, constants $b_V, c_V > 0$, $\epsilon_b \in (0, 1)$, and a value $\alpha \in (0, 1)$, such that, defining $\phi(x) := dx^\alpha$ for a constant $d > 0$ and all $x \in [1, \infty)$, then for any $z \in \mathcal{Z}$,

$$PV(z) \leq V(z) - \phi \circ V(z) + b_V \mathbb{1}_C(z), \quad (5)$$

$$\sup_{z \in C} V(z) \leq c_V, \quad (6)$$

$$\inf_{z \notin C} \phi \circ V(z) \geq b_V(1 - \epsilon_b)^{-1}. \quad (7)$$

The following result states that Assumptions 4 and 5 guarantee that the tail probabilities of the meeting time are polynomially bounded. The proof is provided in Appendix A.2.

Theorem 2. *Suppose that Assumptions 4 and 5 hold for the same set $C \subset \mathcal{Z}$, and that π_0 admits a density with respect to π and is supported on a compact set. Then we have that for all $n \geq 1$ and some constant $K > 0$,*

$$\mathbb{P}(\tau \geq n) \leq Kn^{-\kappa},$$

where $\kappa = 1/(1 - \alpha)$, with α defined as in Assumption 5.

We note the direct relation between the exponent α in the polynomial drift condition and the exponent κ in the bound on the survival probabilities $\mathbb{P}(\tau \geq n)$. In turn this relates to the existence of finite moments for τ , as discussed after Assumption 2. In particular, if we can take large values of η in Assumption 1, then we require in Assumption 2 that κ is just above 2, which is implied by $\alpha > 1/2$ according to Theorem 2. However, if we consider $\eta = 1$ in Assumption 1, for instance, then we require in Assumption 2 that κ is just above 6, which is implied by $\alpha > 5/6$ according to Theorem 2. The condition $\alpha > 5/6$ will appear again in the next section.

1.5 Efficiency under polynomial tails

In removing the bias from MCMC estimators, we expect that $H_{k:m}$ will have an increased variance compared to an MCMC estimator with equivalent cost. In this section we study the overall efficiency of $H_{k:m}$ in comparison to standard MCMC estimators. This mirrors Proposition 3.3 in Jacob et al. [2017b] in the case of geometrically ergodic chains.

We can define the inefficiency of the estimator $H_{k:m}$ as the product of its variance and of its expected computational cost via $\text{IF}[H_{k:m}] := \mathbb{E}[T_m] \mathbb{V}[H_{k:m}]$, with T_m denoting the computational cost. This quantity appears in the study of estimators with random computing costs, since seminal works such as Glynn and Heidelberger [1990] and Glynn and Whitt [1992]. The inefficiency can be understood as the asymptotic variance of the proposed estimator as the computing budget goes to infinity. The following provides a precise comparison between this inefficiency and the inefficiency of the standard “serial” algorithm. Since the cost T_m is measured in units equal to the cost of sampling from P , the cost of obtaining a serial MCMC estimator based on m iterations is equal to m such units. The mean squared error associated with an MCMC estimator based on $(Z_n)_{n \geq 0}$ is denoted by $\text{MSE}_{b:m} := \mathbb{E} \left[(\text{MCMC}_{b:m} - \pi(h))^2 \right]$, where $\text{MCMC}_{b:m} := (m - b + 1)^{-1} \sum_{l=b}^m h(Z_l)$ and where $b - 1$ denotes the number of discarded iterations. We are particularly interested in the comparison between $\text{IF}[H_{k:m}]$, the inefficiency of the proposed estimator with parameters k, m , and $\lim_{m \rightarrow \infty} m \times \text{MSE}_{b:m}$, the asymptotic inefficiency of the serial MCMC algorithm. Both correspond to asymptotic variances when the computing budget goes to infinity.

We first express the estimator $H_{k:m}$, for $m \geq k \geq 0$ as $\text{MCMC}_{k:m} + \text{BC}_{k:m}$, where the bias correction term is

$$\text{BC}_{k:m} := \sum_{l=k}^{\tau-1} \min \left(1, \frac{l-k+1}{m-k+1} \right) [h(Z_{l+1}) - h(\tilde{Z}_l)]. \quad (8)$$

Then Cauchy-Schwarz provides a relationship between the variance of $H_{k:m}$, the MCMC mean squared error, and the second moment of the bias-correction term:

$$\mathbb{V}[H_{k:m}] \leq \text{MSE}_{k:m} + 2\sqrt{\text{MSE}_{k:m} \mathbb{E}[\text{BC}_{k:m}^2]} + \mathbb{E}[\text{BC}_{k:m}^2]. \quad (9)$$

This relationship motivates the study of the second moment of $\text{BC}_{k:m}$. The following result shows that if the Markov

chains are mixing well enough, in the sense of the exponent α in the polynomial drift condition of Assumption 5 being close enough to one, then we can obtain a bound on $\mathbb{E}[\text{BC}_{k:m}^2]$ which is explicit in k and m . The proof can be found in Appendix A.3.

Proposition 1. *Suppose that the marginal chain evolving according to P is ψ -irreducible and that the assumptions of Theorem 2 hold for $5/6 < \alpha \leq 1$ and some measurable function $V : \mathcal{Z} \rightarrow [1, \infty)$, such that $S_V := \{z : V(z) < \infty\} \neq \emptyset$. In addition assume that there exists a $\gamma \in (1 - \alpha, 1)$ such that $\pi(V^{4\gamma}) < \infty$. Then for any measurable function $h : \mathcal{Z} \rightarrow \mathbb{R}$ such that $\sup_{z \in \mathcal{Z}} V(z)^{-\alpha-\gamma+1}|h(z)| < \infty$, and any integers $m \geq k \geq 0$ we have that, for $\kappa := 1/(1 - \alpha)$, and a constant $B < \infty$,*

$$\mathbb{E}[\text{BC}_{k:m}^2] \leq B \left[\frac{1}{m^{\kappa/2-1}} + \frac{1}{(m-k+1)^2} \frac{1}{k^{\kappa/2-3}} \right]. \quad (10)$$

The fact that a restriction on the exponent α has to be specified to control the second moment of $\text{BC}_{k:m}$ is to be expected: we have already seen in the previous section that such a restriction is also necessary to apply Theorem 2 to verify Assumption 2 with an adequate exponent κ , which, in turn, leads to a finite variance for $H_{k:m}$ through Theorem 1. The specific condition $5/6 < \alpha \leq 1$ could perhaps be relaxed with a more refined technical analysis, thus we interpret the condition qualitatively: the chains are allowed to satisfy only a polynomial drift condition but it needs to be “close” enough to a geometric drift condition.

It follows from (9) and (10) that under the assumptions of Proposition 1, we have

$$\mathbb{V}[H_{k:m}] \leq \text{MSE}_{k:m} + 2\sqrt{\text{BMSE}_{k:m}} \sqrt{\frac{1}{m^{\kappa/2-1}} + \frac{1}{(m-k+1)^2} \frac{1}{k^{\kappa/2-3}}} + B \left[\frac{1}{m^{\kappa/2-1}} + \frac{1}{(m-k+1)^2} \frac{1}{k^{\kappa/2-3}} \right]. \quad (11)$$

The variance of $H_{k:m}$ is thus bounded by the mean squared error of an MCMC estimator, and additive terms that vanish polynomially when k , $m - k$ and m increase. To compare the efficiency of $H_{k:m}$ to that of MCMC estimators, we add simplifying assumptions as in Jacob et al. [2017b]. As k increases and for $m \geq k$, we expect $(m - k + 1)\text{MSE}_{k:m}$ to converge to $\mathbb{V}[(m - k + 1)^{-1/2} \sum_{t=k}^m h(Z_t)] := V_{k,m}$ as $m \rightarrow \infty$, where $Z_t \sim \pi$. We will make the simplifying assumption that $\text{MSE}_{k:m} \approx V_{k,m}/(m - k + 1)$ for k large enough. As the condition $5/6 < \alpha$ is equivalent to $\kappa > 6$, $\mathbb{E}[\text{BC}_{k:m}^2]$ will be negligible compared to the two other terms appearing on the right hand side of (11), so we obtain the approximate inequality

$$\mathbb{E}[2\tau + \max(1, m - \tau + 1)]\mathbb{V}[H_{k:m}] \lesssim \frac{m}{m - k + 1} V_{k,m} + 2m\sqrt{BV_{k,m}} \sqrt{\frac{1}{(m-k+1)m^{\kappa/2-1}} + \frac{1}{(m-k+1)^3} \frac{1}{k^{\kappa/2-3}}},$$

where the cost of $H_{k:m}$ is approximated by the cost of m calls to P . For the left-hand side to be comparable to $V_{k,m}$, we can select m as a large multiple of k such that $m/(m - k + 1)$ is close to one. The second term on the right-hand side is then negligible as k increases.

2 Unbiased pseudo-marginal MCMC

2.1 Pseudo-marginal Metropolis–Hastings

The pseudo-marginal approach [Lin et al., 2000, Beaumont, 2003, Andrieu and Roberts, 2009] generates Markov chains that target a distribution of interest, while using only non-negative unbiased estimators of target density evaluations. For concreteness we focus on target distributions that are posterior distributions in a standard Bayesian framework. The likelihood function associated to data $y \in \mathcal{Y}$ is denoted by $\theta \mapsto p(y|\theta)$, and a prior density $\theta \mapsto p(\theta)$

w.r.t. the Lebesgue measure is assigned to an unknown parameter $\theta \in \Theta \subseteq \mathbb{R}^D$. We assume that we can compute a non-negative unbiased estimator of $p(y|\theta)$, for all θ , denoted by $\hat{p}(y|\theta, U)$ where $U \in \mathcal{U} \subset \mathbb{R}^M$ are random variables such that $U \sim m_\theta(du)$, where for any $\theta \in \Theta$, m_θ denotes a Borel probability measure on \mathcal{U} . We assume that $m_\theta(du)$ admits a density with respect to the Lebesgue measure denoted by $u \mapsto m_\theta(u)$. The random variables U represent variables required in the construction of the unbiased estimator of $p(y|\theta)$. The pseudo-marginal algorithm targets a distribution with density

$$(\theta, u) \mapsto \pi(\theta, u) = p(\theta | y) \frac{\hat{p}(y | \theta, u)}{p(y | \theta)} m_\theta(u). \quad (12)$$

The generated Markov chain $(Z_n)_{n \geq 0}$ takes values in $\mathcal{Z} = \Theta \times \mathcal{U}$. Since $\int \hat{p}(y | \theta, u) m_\theta(u) du = p(y|\theta)$ for all θ , marginally $\pi(\theta) = \int \pi(\theta, u) du = p(\theta | y)$, corresponding to the target of interest for the θ component of $(Z_n)_{n \geq 0}$. Sampling from $\pi(d\theta, du)$ is achieved with a Metropolis–Hastings scheme, with proposal $q(d\theta'|\theta) m_{\theta'}(du')$. This results in an MH acceptance probability that simplifies to

$$\alpha_{\text{PM}} \{(\theta, \hat{p}(y | \theta, u)), (\theta', \hat{p}(y | \theta', u'))\} := \min \left\{ 1, \frac{\hat{p}(y | \theta', u') p(\theta') q(\theta|\theta')}{\hat{p}(y | \theta, u) p(\theta) q(\theta'|\theta)} \right\}, \quad (13)$$

which does not involve any evaluation of $u \mapsto m_\theta(u)$. Thus the algorithm proceeds exactly as a standard MH algorithm with proposal density $q(\theta'|\theta)$, with the difference that likelihood evaluations $p(y|\theta)$ are replaced by estimators $\hat{p}(y|\theta, U)$ with $U \sim m_\theta(\cdot)$. The performance of the pseudo-marginal algorithm depends on the likelihood estimator: lower variance estimators typically yield ergodic averages with lower asymptotic variance, but the cost of producing lower variance estimators tends to be higher, which leads to a trade-off analyzed in detail in [Doucet et al. \[2015\]](#).

In the following we will generically denote by g_θ the distribution of $\hat{p}(y | \theta, U)$ when $U \sim m_\theta(\cdot)$, and for notational simplicity, we might write $\hat{p}(y | \theta)$ instead of $\hat{p}(y | \theta, U)$. The above description defines a Markov kernel P and we next proceed to defining a coupled kernel \bar{P} , to be used for unbiased estimation as in [Algorithm 1](#).

2.2 Coupled pseudo-marginal Metropolis–Hastings

To define a kernel \bar{P} that is marginally identical to P but jointly allows the chains to meet, we proceed as follows, mimicking the coupled MH kernel in [Algorithm 2](#). First, the proposed parameters are sampled from a maximal coupling of the two proposal distributions. If the two proposed parameters θ' and $\tilde{\theta}'$ are identical, we sample a unique likelihood estimator $\hat{p}(y | \theta') \sim g_{\theta'}(\cdot)$ and we use it in the acceptance step of both chains. Otherwise, we sample two estimators, $\hat{p}(y | \theta') \sim g_{\theta'}(\cdot)$ and $\hat{p}(y | \tilde{\theta}') \sim g_{\tilde{\theta}'}(\cdot)$. Denoting the two states of the chains at step $n \geq 1$ by $(\theta_n, \hat{p}(y | \theta_n))$ and $(\tilde{\theta}_{n-1}, \hat{p}(y | \tilde{\theta}_{n-1}))$, [Algorithm 3](#) describes how to obtain $(\theta_{n+1}, \hat{p}(y | \theta_{n+1}))$ and $(\tilde{\theta}_n, \hat{p}(y | \tilde{\theta}_n))$; thereby describing a kernel \bar{P} .

Algorithm 3 Sampling from the coupled pseudo-marginal MH kernel given $\{(\theta_n, \hat{p}(y | \theta_n)), (\tilde{\theta}_{n-1}, \hat{p}(y | \tilde{\theta}_{n-1}))\}$.

1. Sample θ' and $\tilde{\theta}'$ from a maximal coupling of $q(\cdot | \theta_n)$ and $q(\cdot | \tilde{\theta}_{n-1})$.
 2. If $\theta' = \tilde{\theta}'$, then sample $\hat{p}(y | \theta') \sim g_{\theta'}(\cdot)$ and set $\hat{p}(y | \tilde{\theta}') = \hat{p}(y | \theta')$.
Otherwise sample $\hat{p}(y | \theta') \sim g_{\theta'}(\cdot)$ and $\hat{p}(y | \tilde{\theta}') \sim g_{\tilde{\theta}'}(\cdot)$.
 3. Sample $u \sim \mathcal{U}[0, 1]$.
 4. If $u < \alpha_{\text{PM}}\{(\theta_n, \hat{p}(y | \theta_n)), (\theta', \hat{p}(y | \theta'))\}$ then set $(\theta_{n+1}, \hat{p}(y | \theta_{n+1})) = (\theta', \hat{p}(y | \theta'))$.
Otherwise, set $(\theta_{n+1}, \hat{p}(y | \theta_{n+1})) = (\theta_n, \hat{p}(y | \theta_n))$.
 5. If $u < \alpha_{\text{PM}}\{(\tilde{\theta}_{n-1}, \hat{p}(y | \tilde{\theta}_{n-1})), (\tilde{\theta}', \hat{p}(y | \tilde{\theta}'))\}$ then set $(\tilde{\theta}_n, \hat{p}(y | \tilde{\theta}_n)) = (\tilde{\theta}', \hat{p}(y | \tilde{\theta}'))$.
Otherwise, set $(\tilde{\theta}_n, \hat{p}(y | \tilde{\theta}_n)) = (\tilde{\theta}_{n-1}, \hat{p}(y | \tilde{\theta}_{n-1}))$.
 6. Return $((\theta_{n+1}, \hat{p}(y | \theta_{n+1})), (\tilde{\theta}_n, \hat{p}(y | \tilde{\theta}_n)))$.
-

In step 2. of Algorithm 3 the two likelihood estimators $\hat{p}(y | \theta')$ and $\hat{p}(y | \tilde{\theta}')$ can be generated independently, as we will do below for simplicity. They can also be sampled together in a way that induces positive correlations, for instance using common random numbers and other methods described in Deligiannidis et al. [2015], Jacob et al. [2017a]. We leave the exploration of possible gains in correlating likelihood estimators in that step as a future avenue of research. An appealing aspect of Algorithm 3, particularly when using independent estimators in step 2., is that existing implementation of likelihood estimators can be readily used. In Section 3.2 we will exploit this by demonstrating the use of controlled sequential Monte Carlo [Heng et al., 2017] in the proposed framework. Likewise, one could explore the use of other advanced particle filters such as sequential quasi Monte Carlo [Gerber and Chopin, 2015]. To summarize, given an existing implementation of a pseudo-marginal kernel, Algorithm 3 involves only small modifications, and the extra implementation of a maximal coupling which itself is relatively simple following e.g. Jacob et al. [2017b].

2.3 Theoretical guarantees

We provide sufficient conditions to ensure that the coupled pseudo-marginal algorithm returns unbiased estimators of finite variance with finite expected computation time. By introducing the parameterization $w = \hat{p}(y | \theta, u) / p(y | \theta)$ and using the notation $w \sim \bar{g}_\theta(\cdot)$ when $u \sim m_\theta(\cdot)$, we can rewrite the pseudo-marginal kernel

$$P((\theta, w), d\theta', dw') = q(\theta, \theta') \bar{g}_{\theta'}(w') \alpha_{\text{PM}}\{(\theta, w), (\theta', w')\} d\theta' dw' + \varrho_{\text{PM}}(\theta, w) \delta_{(\theta, w)}(d\theta', dw'),$$

where, in this parameterization, we write

$$\alpha_{\text{PM}}\{(\theta, w), (\theta', w')\} = \min \left\{ 1, \frac{\pi(\theta')}{\pi(\theta)} \frac{q(\theta', \theta)}{q(\theta, \theta')} \frac{w'}{w} \right\},$$

and $\varrho_{\text{PM}}(\theta, w)$ is the corresponding rejection probability.

Assumption 6. *The target posterior density $\theta \mapsto \pi(\theta)$ is strictly positive everywhere and continuously differentiable. Its tails are super-exponentially decaying and have regular contours, that is,*

$$\lim_{|\theta| \rightarrow \infty} \frac{\theta}{|\theta|} \cdot \nabla \log \pi(\theta) = -\infty, \quad \limsup_{|\theta| \rightarrow \infty} \frac{\theta}{|\theta|} \cdot \frac{\nabla \pi(\theta)}{|\nabla \pi(\theta)|} < 0,$$

where $|\theta|$ denotes the Euclidean norm of θ . Moreover, the proposal distribution satisfies $q(\theta, A) = \int_A q(\theta' - x) d\theta'$ with a bounded, symmetric density q that is bounded away from zero on all compact sets.

Assumption 7. *There exist constants $a' > 0$ and $b' > 1$ such that*

$$M_W := \text{ess sup}_{\theta \in \Theta} \int_{\mathbb{R}^+} \max(w^{-a'}, w^{b'}) \bar{g}_\theta(dw) < \infty,$$

where the essential supremum is taken with respect to the Lebesgue measure. Additionally the family of distributions defined by the densities \bar{g}_θ is continuous with respect to θ in the topology of weak convergence.

The following proposition follows from establishing various minorization conditions and using [Andrieu and Vihola, 2015, Theorem 38].

Proposition 2. *Under Assumptions 6 and 7 then Equations (5), (6) and (7) hold for any $\chi \in (0, \min(1, a'))$, $a \in (\chi, a']$ and $b \in (0, b' - \chi)$ for the drift function defined as*

$$V(\theta, w) := \left\{ \sup_{\theta \in \mathbb{R}} \pi(\theta) \right\}^\alpha \pi^{-\chi}(\theta) \max(w^{-a}, w^b),$$

where $\alpha = 1 - 1/b$ and $C = \{(\theta, w) \in \Theta \times \mathbb{R}^+ : |\theta| \leq M, w \in [\underline{w}, \bar{w}]\}$ for some constants $M \geq 1$, $\underline{w} \in (0, 1]$ and $\bar{w} > \underline{w}$. Additionally the minorization conditions (3) and (4) hold for the same C . Finally if $\varrho_{\text{PM}}(\theta, w) < 1$ for all θ, w and if for some $\theta \in B(0, M)$ we have $\int_{\underline{w}}^{\bar{w}} \bar{g}_\theta(w) w dw > 0$ then Assumptions 4 and 5 hold with the same C .

If the assumptions of Proposition 2 are satisfied for a', b' such that $b' - \min(1, a') > 6$ then, by application of Theorem 2, the coupling times exhibit the required tail bounds of Assumption 2 with $\alpha > 5/6$ if π_0 admits a density with respect to π and is supported on a compact set.

2.4 Tails of meeting times in a toy experiment

We provide numerical experiments on the tails of the meeting time τ in a toy example, to illustrate the transition from geometric to polynomial tails. The target π is a bivariate Normal distribution $\mathcal{N}(\mu, I)$ with $\mu = (1, 2) \in \mathbb{R}^2$, and the initial distribution π_0 is Normal $\mathcal{N}(0, I)$. To emulate the pseudo-marginal setting, we pretend that we cannot evaluate $\theta \mapsto \pi(\theta)$; instead we have access to $\hat{\pi}(\theta, U)$ for all θ , where $\hat{\pi}(\theta, U) = \pi(\theta) \times U$ and U is a log-Normal variable: $U = \exp(\tilde{U})$ with $\tilde{U} \sim \mathcal{N}(-\sigma^2/2, \sigma^2)$, and σ calibrates the amount of noise of the unbiased estimator $\hat{\pi}(\theta, U)$ of $\pi(\theta)$. In the case $\sigma = 0$, $U = 1$ almost surely and we recover the standard MCMC setting. We consider a pseudo-marginal Metropolis–Hastings algorithm with proposal distribution $q(d\theta'|\theta)$, and a coupled version following Algorithm 3.

We draw $R = 10,000$ independent realizations of the meeting time for σ in $\{0, 0.5, 1, 1.5, 2\}$. We then approximate survival probabilities $\mathbb{P}(\tau > n)$ by empirical counterparts, for n between 1 and the 99% quantile of the meeting times for each σ . The resulting estimates of $\mathbb{P}(\tau > n)$ are plotted against n in Figure 1a, where the y-axis is in log-scale. First note that in the case $\sigma = 0$, $\log \mathbb{P}(\tau > n)$ seems to be linearly decreasing in n , which would correspond to $\mathbb{P}(\tau > n) \approx K\rho^n$ for some constants $K < \infty$ and $\rho \in (0, 1)$. This is indeed the expected behavior in the case of geometrically ergodic Markov chains.

As σ increases, $\mathbb{P}(\tau > n)$ decreases less rapidly as a function of n . To verify whether $\mathbb{P}(\tau > n)$ might be bounded by $Kn^{-\kappa}$ (as our theoretical considerations suggest), we plot $\mathbb{P}(\tau > n)$ against n with both axes in log-scale in Figure 1b, with a focus on the tails ($n > 30$). The figure confirms that $\log \mathbb{P}(\tau > n)$ might indeed be upper bounded by $-\kappa \log n$ for large enough values of n , with κ decreasing with σ .

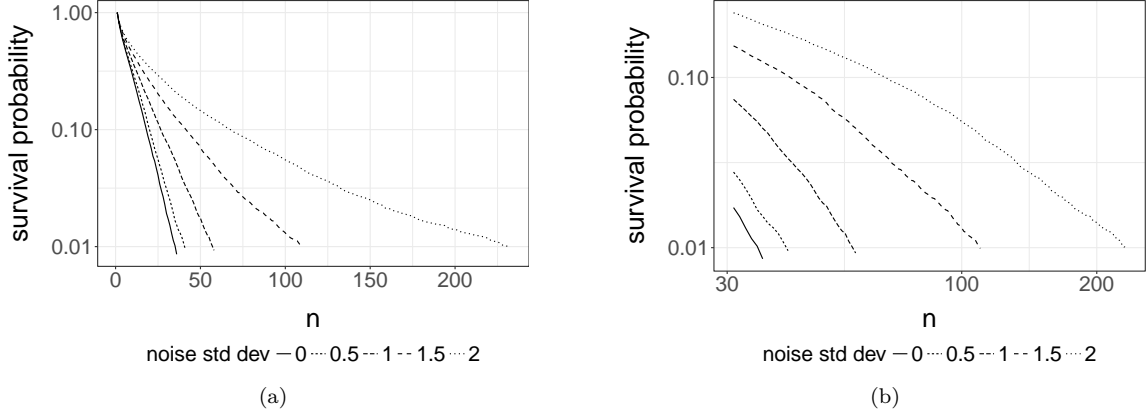


Figure 1: Survival probabilities of the meeting time $\mathbb{P}(\tau > n)$ along n , approximated with 10,000 copies of the meeting times in the pseudo-marginal toy example of Section 2.4. Left: y-axis in log-scale and x-axis in natural scale. Right: log-scale for both axes, and restriction to $n > 30$, in order to focus on the tails. Each line corresponds to a different value of σ , which calibrates the amount of noise in the estimators of target density evaluations.

3 Experiments in state space models

State space models are a popular class of time series models. These latent variable models are defined by an unobserved Markov process $(X_t)_{t \geq 0}$ and an observation process $(Y_t)_{t \geq 1}$ where the observations are conditionally independent given $(X_t)_{t \geq 0}$ with

$$X_0 \sim \mu_\theta(\cdot), \quad X_t | \{X_{t-1} = x\} \sim f_\theta(\cdot | x), \quad Y_t | \{X_t = x\} \sim g_\theta(\cdot | x), \quad (14)$$

where θ parameterizes the distributions μ_θ , f_θ and g_θ (termed the ‘initial’, ‘transition’ and ‘observation’ distribution respectively). Given a realization of the observations $Y_{1:T} = y_{1:T}$, we are interested in performing Bayesian inference on the parameter θ to which we assign a prior density $p(\theta)$. The posterior density of interest is thus $\pi(\theta) \propto p(\theta)p(y_{1:T}|\theta)$ where the likelihood $p(y_{1:T}|\theta) = \int \mu_\theta(dx_0) \prod_{t=1}^T f_\theta(dx_t|x_{t-1})g_\theta(y_t|x_t)$ is usually intractable. It is possible to obtain a non-negative unbiased estimator $\hat{p}(y | \theta, u)$ of $p(y|\theta)$ using particle filtering where here u represents all the random variables simulated during the run of a particle filter. The resulting pseudo-marginal algorithm is known as the particle marginal MH algorithm (PMMH) [Andrieu et al., 2010]. This algorithm can also be easily modified to perform unbiased smoothing for state inference and is an alternative to existing methods in [Jacob et al., 2017a]. Guidelines on the selection of the number of particle in this context are provided in [Middleton et al., 2018].

3.1 Linear Gaussian state space model

The following experiments explore the proposed unbiased estimators in a linear Gaussian state space model where the likelihood can be evaluated exactly. This allows a comparison between the pseudo-marginal kernels, that use bootstrap particle filters [Gordon et al., 1993] with N particles to estimate the likelihood, and the ideal kernels that use exact likelihood evaluations obtained with Kalman filters. We assume $X_0 \sim \mathcal{N}(0, 1)$, $X_t | \{X_{t-1} = x\} \sim \mathcal{N}(ax, \sigma_X^2)$ and $Y_t | \{X_t = x'\} \sim \mathcal{N}(x', 1)$ where a and σ_X are assigned prior distributions, $a \sim \mathcal{U}[0, 1]$ and $\sigma_X \sim \Gamma(2, 2)$.

3.1.1 Effect of the number of particles

A dataset of $T = 100$ observations was generated from the model with parameters $a = 0.5$ and $\sigma_X = 1$. We study how the meeting times and the efficiency vary as a function of N , the number of particles. We set the initial distribution to $\mathcal{U}[0, 1]$ over a and $\mathcal{U}[0, 5]$ over σ_X , and the proposal covariance of the normal random walk proposals to $0.2^2 I$. In the following we consider a grid of values for the number of particles: $N \in \{50, 75, \dots, 225\}$.

We estimate large quantiles of the distribution of meeting time over 20,000 repetitions of coupled PMMH, with the results shown in Figure 2a. As expected, increasing N generally reduces the meeting times, reflecting the generally improved mixing properties of the pseudo-marginal as the number of particles increases (at the cost of more computation).

We examine $\text{IF}[H_{k:m}]$ for the proposed unbiased estimators with $h : x \mapsto x_1 + x_2 + x_1^2 + x_2^2$, for each of these values of N and compare this to the inefficiency of estimators obtained using coupled Metropolis-Hastings. Estimates of $\text{IF}[H_{k:m}]$ were obtained using 10,000 repetitions of both algorithms fixing $k = 200$ and $m = 4,000$ in all cases. The results are plotted in Figure 2b where we see both an improvement in inefficiency with N and that this is lower bounded by the inefficiency of the estimators obtained using coupled Metropolis-Hastings.

We also examine the inefficiency weighted by the cost of obtaining each estimator, i.e. $N\text{IF}[H_{k:m}]$, and compare this to the inefficiency of the serial algorithm using NV_{as} , with the notation of Section 1. Here, V_{as} was estimated using the `spectrum0.ar` function in R's CODA package [Plummer et al., 2006], averaging over 10 runs of 500,000 iterations and discarding the first 10% as burn-in. Figure 3 shows the results of this procedure, showing ± 2 sample standard errors for the inefficiency estimates in both cases. Figure 3a demonstrates that despite the lower cost of obtaining unbiased estimators for lower values of N , the initial decline in inefficiency is still significant. In Figure 3b we show the same results though with a focus on the optimum inefficiency in both cases. Here, we see that the optimum is attained at $N = 100$ with value $NV_{\text{as}} = 632$ for the serial algorithm and at $N = 150$ with $N\text{IF}[H_{k:m}] = 769$ for coupled PMMH. Therefore, after optimising the inefficiency in both cases we see that despite the embarrassingly parallel nature of computing the unbiased estimators using coupled PMMH, the increase in inefficiency is estimated to be only 22% relative to an optimised serial algorithm.

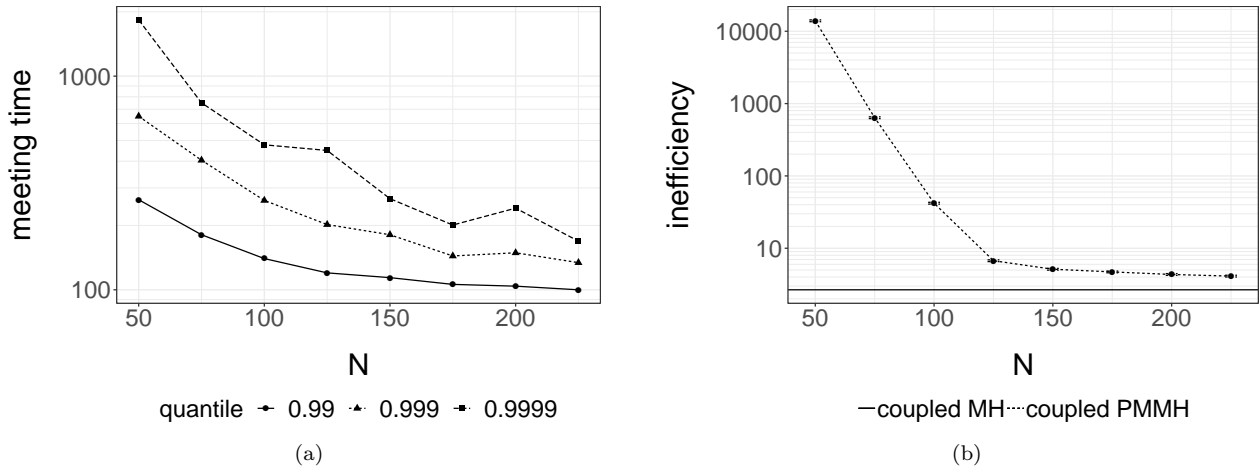


Figure 2: Coupled PMMH meeting times and inefficiency of estimators for a linear Gaussian state space model with $T = 100$ observations and over a range of particles, N . Left: estimates of the quantiles of the meeting times. Right: inefficiencies for serial PMMH as a function of N , compared to the inefficiency of unbiased estimators obtained using coupled MH.

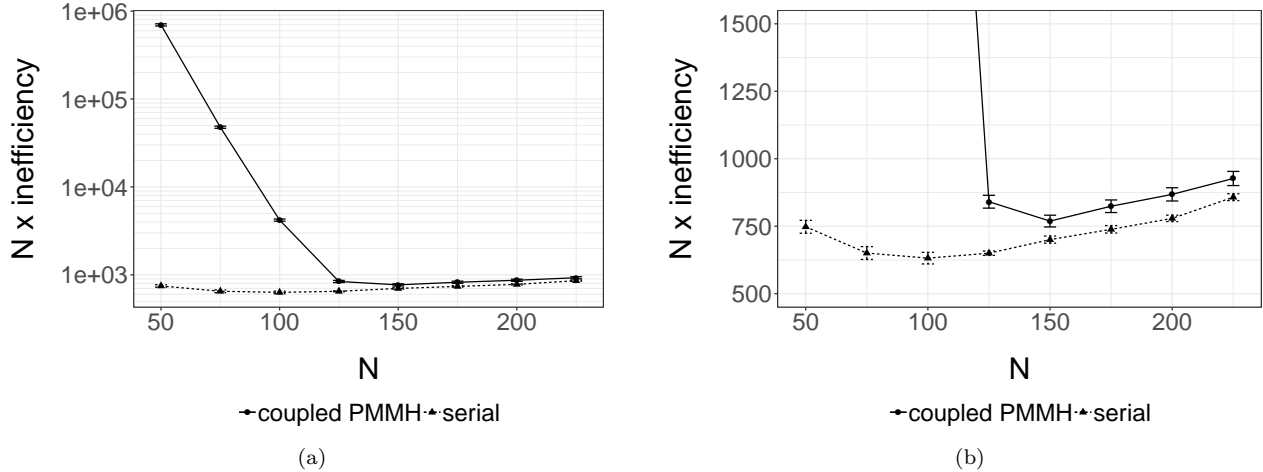


Figure 3: Inefficiencies weighted by N for a linear Gaussian state space model, comparing directly the inefficiency of estimators obtained using the serial algorithm to those obtained using coupled PMMH. Left: inefficiencies weighted by N . Right: inefficiencies weighted by N close to their optima.

3.1.2 Effect of the time horizon

We investigate the distribution of meeting times as a function of T , with N scaling linearly with T . Such a scaling is motivated through the guarantee that the variance of the log-likelihood estimates obtained at each iteration are asymptotically constant [Bérard et al., 2014, Deligiannidis et al., 2015]. For the model as before, we consider a grid of $T \in \{100, \dots, 1,000\}$, using a single realisation of the data. Throughout the following, we fix the proposal covariance to be $\frac{2^2}{T}I$, coinciding with the proposal covariance in 3.1.1 for $T = 100$.

We consider two cases. Firstly, we examine how the distribution of meeting time changes for a fixed initial distribution (the distribution used previously of $\mathcal{U}[0, 1]$ over a and $\mathcal{U}[0, 5]$ over σ_X); we refer to this as Scaling 1. Secondly, for Scaling 2, we examine how the distribution of meeting times changes if we also scale the initial distribution by setting $\pi_0 = \mathcal{N}(\mu^*, \frac{50}{T}I)$, truncated to ensure it is dominated by the prior and where μ^* denotes the true parameter values.

In both cases we compare the distribution of meeting times for $N = T$ with the distribution of meeting times for the exact algorithm (i.e. \bar{P} as in Algorithm 2) with likelihood evaluations performed using the Kalman filter. Figure 4a and 4b show estimates of the 80th and 99th percentile over 1,000 repetitions for Scaling 1 and Scaling 2 respectively. Firstly, it can be seen that in all cases the meeting times for coupled PMMH is higher than the meeting times for coupled MH. Indeed, while the 80th percentiles are comparable between the two the 99th percentile is larger for coupled PMMH, reflecting a heavier tail. Finally, it can be seen that out of the two scalings Scaling 2 appears to stabilise for larger values of T whereas Scaling 1 exhibits an increase with T .

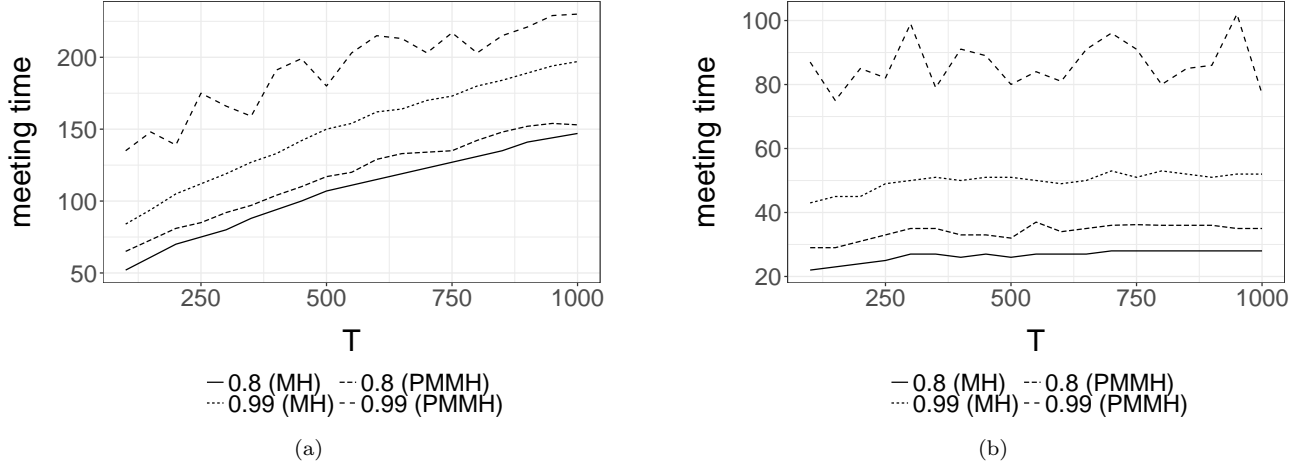


Figure 4: Scaling quantiles of meeting times with T over 1,000 repetitions. Left: fixing the initial distribution and scaling the proposals (Scaling 1). Right: scaling both the proposals and the initial distribution (Scaling 2).

3.2 Neuroscience experiment

We apply the proposed methodology to a neuroscience experiment described in [Temereanca et al. \[2008\]](#). The same data and model were used to illustrate the benefits of controlled Sequential Monte Carlo (cSMC) in [Heng et al. \[2017\]](#).

3.2.1 Model, data and target distribution

The model aims at capturing the activation of neurons of rats as their whiskers are being moved with a periodic stimulus. The experiment involves $M = 50$ repeated experiments, and $T = 3000$ measurements (one per millisecond) during each experiment. The activation of a neuron is recorded as a binary variable for each time and each experiment. These activation variables are then aggregated by summing over the M experiments at each time step, yielding a series of variables Y_t taking values between 0 and M ; see [Zhang et al. \[2018\]](#) for an alternative analysis that avoids aggregating over experiments. Letting $\text{Bin}(\cdot; n, p)$ denote the binomial distribution for n trials with success probability p , the model for neuron activation is given by $X_0 \sim \mathcal{N}(0, 1)$ and, for $t \geq 1$,

$$X_t | \{X_{t-1} = x\} \sim \mathcal{N}(\cdot; ax, \sigma_X^2), \quad Y_t | \{X_t = x\} \sim \text{Bin}(\cdot; M, s(x))$$

where $s(x) := (1 + \exp(-s))^{-1}$. We focus on the task of estimating (a, σ_X^2) from the data using the proposed method. Following [Heng et al. \[2017\]](#) we specify a uniform prior on $[0, 1]$ for a and an inverse-Gamma prior on σ_X^2 with parameters $(1, 0.1)$, where the probability density function of an inverse-Gamma with parameters (a, b) is $x \mapsto \Gamma(a)^{-1} b^a x^{-a-1} \exp(-b/x)$. The PMMH kernels employed below use a Gaussian random walk proposal. The likelihood is estimated with cSMC with $N = 128$ particles and 3 iterations, where the exact specification is taken from the appendix of [Heng et al. \[2017\]](#). Such cSMC runs take approximately one second, on a 2015 desktop computer and a simple R implementation. Figure 5 presents the time series of observations (5a) and the estimated log-posterior density (5b), obtained on a 500×500 grid of parameter values, and one cSMC likelihood estimate per parameter value. In Figure 5b, the upper right corner presents small black circles, generated by the contour plot function, which indicate high variance in the likelihood estimators for these parameters. Thus we expect PMMH chains to struggle in that part of the space. On the other hand, the maximum likelihood estimate (MLE) is indicated by a black dot on the bottom right corner. The variance of the log-likelihood estimators is of the order of 0.2 around

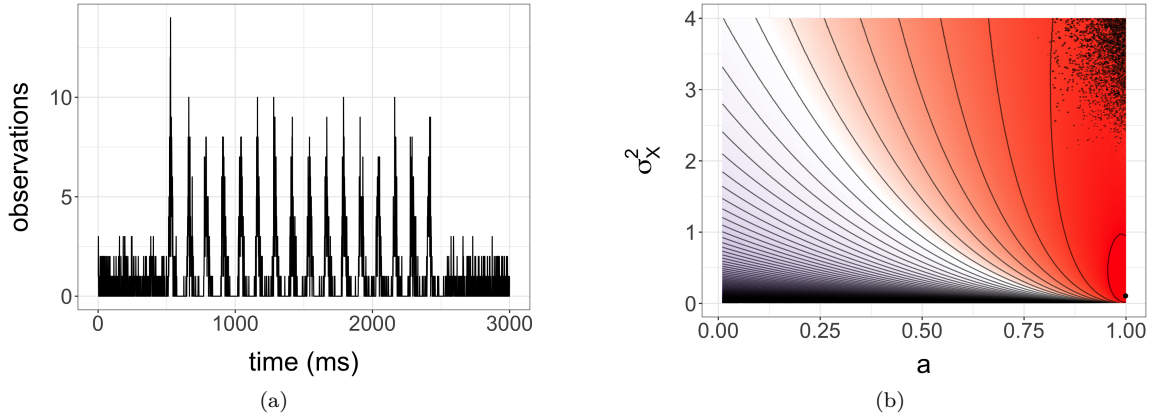


Figure 5: Left: counts of neuron activation in 50 experiments, over a duration of three seconds. Right: estimated log-posterior density in the neuroscience experiment of Section 3.2.

the MLE, so that PMMH chains are expected to perform well there, as was observed in Heng et al. [2017] where the chains were initialized close to the MLE.

3.2.2 Standard deviation of the proposal

Here, we initialize the chains from a uniform distribution on $[0, 1]^2$, and we investigate two choices of standard deviation for the random walk proposals: the one used in Heng et al. [2017], that is 0.002 for a and 0.01 for σ_X^2 , and another choice equal to 0.01 for a and 0.05 for σ_X^2 , i.e. five times larger. For each choice, we can run pairs of chains until they meet and record the meeting time; we can do so on P processors in parallel (e.g. hundreds), and for a certain duration (e.g. a few hours). Thus the number of meeting times produced by each processor is a random variable. Following Glynn and Heidelberger [1990], if no meeting time was produced by a processor within the time budget, the computation continues until one meeting time is produced, otherwise on-going calculations are interrupted when the budget is reached. This allows unbiased estimation of functions of the meeting time on each processor via Corollary 7 of Glynn and Heidelberger [1990], and then we can average across processors. In particular we use this strategy to produce all histograms in the present section, as in Figure 6.

We observe that the meeting times are significantly larger when using the smaller standard deviation (6a), with a maximum value of 21,570 over 1565 realizations. With the larger choice of standard deviation (6b), we observe shorter meeting times, with a maximum of 928 over 5572 realizations. This suggests that the values of k and m should be chosen very differently in both cases.

To explain this difference we investigate the realization of the coupled chains that led to the largest meeting time of 21,570, in Figure 7. Figure 7a presents the trajectories of two chains overlaid with contours of the target density function. The chains seem to follow approximately the gradient of the density. Given the shape of this density, it means that small starting values for component a result in the chains going to the region of high variance of the likelihood estimator, in the top right corner of the plot. The marginal trace plots of one of the two chains are shown in 7b. From the trace plots we see that most of the 21,570 iterations have been spent in that top right corner, where the chain got stuck, approximately between iterations 2,000 and 20,000. The overall acceptance rate is of 6% for that chain, compared to 39% for the other chain shown in 7a. Therefore the use of a larger proposal standard deviation seems to have a very noticeable effect here on the ability of the Markov chain to escape a region of high variance of the likelihood estimator.

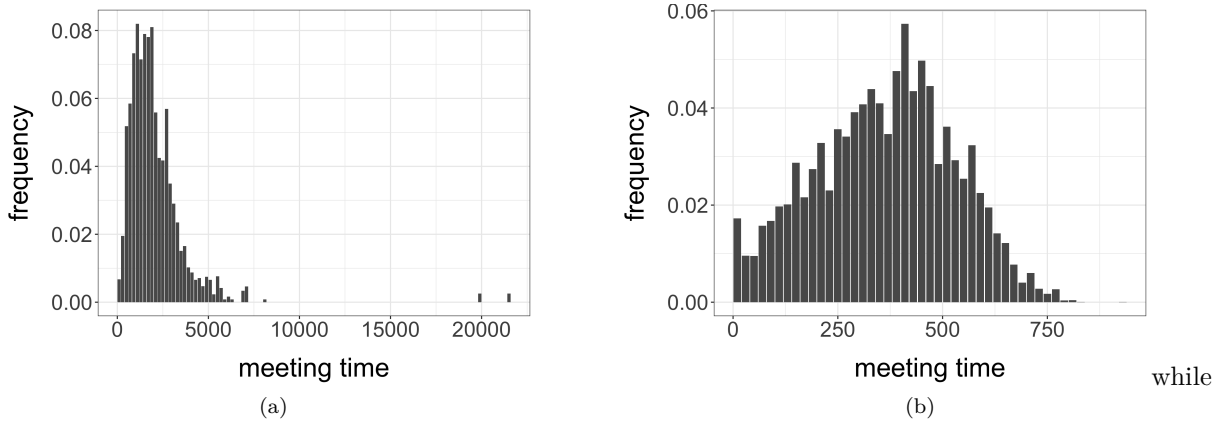


Figure 6: Histograms of meeting times associated with coupled PMMH chains, obtained with a standard deviation of the random walk proposal of 0.002 for a and 0.01 for σ_X^2 on the left, and with a larger standard deviation (0.01 on a and 0.05 on σ_X^2) on the right. In both cases, the likelihood was estimated with controlled SMC, with $N = 128$ particles, $I = 3$ iterations, in the neuroscience model of Section 3.2.

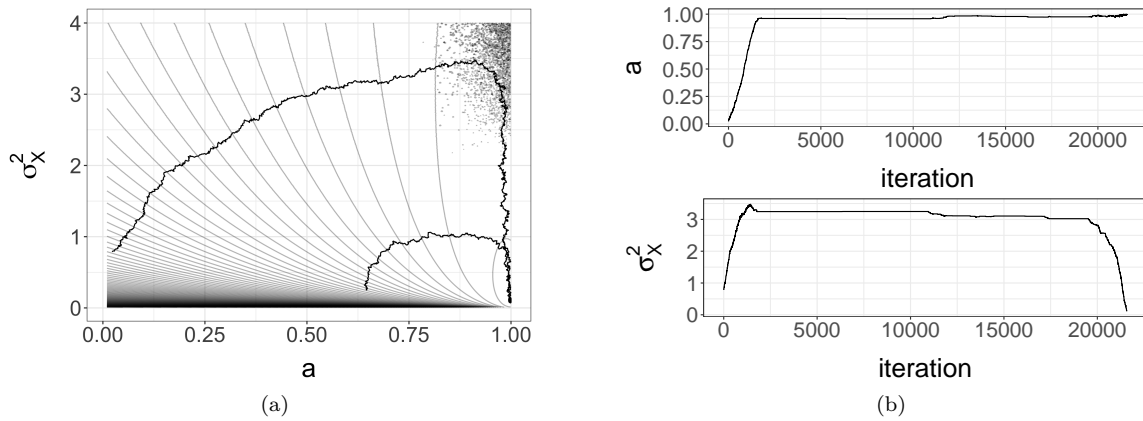


Figure 7: Traces of the chains corresponding to the largest observed meeting time (21, 570) obtained with a small standard deviation of the random walk proposal (0.002 for a and 0.01 for σ_X^2), in form of a two-dimensional trajectory on the left, and trace plots of one of the two chains on the right. The likelihood is estimated with controlled SMC, with $N = 128$ particles, $I = 3$ iterations, in the neuroscience experiment of Section 3.2.

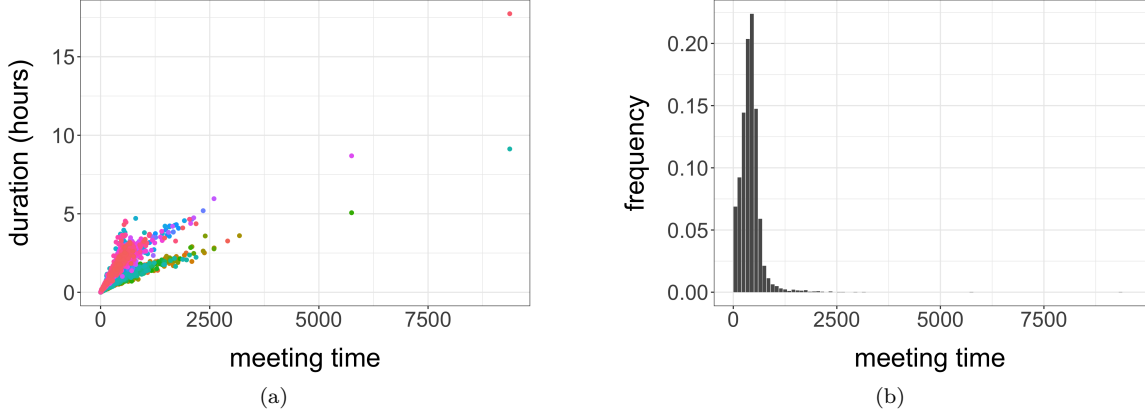


Figure 8: Left: duration (in hours) versus meeting times, using BPF with $N = 4,096$ particles. Each color corresponds to a different processor. Right: estimated histogram of the meeting times, in the neuroscience experiment of Section 3.2.

3.2.3 Comparison with PMMH using bootstrap particle filters

We use the larger choice of standard deviation (0.01 on a and 0.05 on σ_X^2) hereafter, and compare meeting times obtained with cSMC with those obtained with bootstrap particle filters, with $N = 4,096$ particles. This number is chosen so that the compute times are comparable. Over 23 hours of compute time, the number of meeting times obtained per processor varied between 4 and 35, and a total of 7,776 meeting times were obtained from 400 processors. The meeting times are plotted against the duration it took to produce them in Figure 8a. The compute time associated with meeting times is not only proportional to the meeting times themselves, but also varies across processors. This is partly due to hardware heterogeneity across processors, and to concurrent tasks being executed on the cluster during our experiments. The histogram in Figure 8b shows that meeting times are larger, and heavier tailed, than when using cSMC (see Figure 6b). The maximum observed value is 9,371. From these plots, we see that to produce unbiased estimators $H_{k:m}$ using BPF with a similar variance as when using cSMC, we would have to choose much larger values of k and m , and thus the cost per estimator would likely be much higher.

3.2.4 Efficiency compared to the serial algorithm

Using cSMC and the larger choice of standard deviation for the proposal, we produce unbiased estimators $H_{k:m}$ with $k = 1,000$ and $m = 10,000$. We run 100 processors for a time budget of 23 hours, and each processor produced between 2 and 9 estimators, for a total of 578 estimators. The generation of samples for each processor is represented chronologically in Figure 9a. The variation among durations is due to the randomness of meeting times and also to external factors such as concurrent tasks being executed on the cluster. We produce histograms of the posterior marginals in Figure 9b, with the result from a long run of PMMH with cSMC (250,000 iterations) overlaid in red lines.

We compute the loss of efficiency incurred by debiasing the PMMH chain with the proposed estimators. We consider the test function $h : x \mapsto x_1 + x_2 + x_1^2 + x_2^2$. Along the PMMH chain of length $n_{\text{mcmc}} = 250,000$, after a burn-in of $n_{\text{burnin}} = 10,000$ steps, and using the `spectrum0` function of the CODA package, we find the asymptotic variance associated with h to be $V_{\text{as}} = 7.53 \cdot 10^{-3}$. If we measure computing cost in terms of MCMC iterations, we obtain an inefficiency of $n_{\text{mcmc}} \times V_{\text{as}} / (n_{\text{mcmc}} - n_{\text{burnin}}) \approx 7.84 \cdot 10^{-3}$. With the unbiased estimators $H_{k:m}$, if the cost of an estimator is $2\tau + \max(1, m + 1 - \tau)$, then the average cost per processor is 59,860. The empirical variance of the unbiased estimators obtained per processor is equal to $1.4 \cdot 10^{-7}$, thus we obtain an inefficiency of

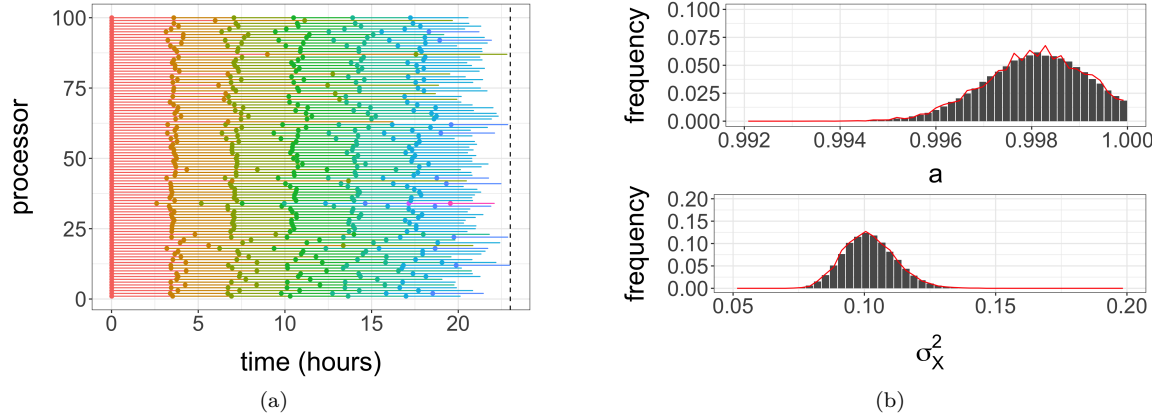


Figure 9: Left: start and end time for the calculation of unbiased estimators on 100 parallel processors, for a budget of 23 hours (dashed line), with cSMC, $N = 128$ particles, $I = 3$ iterations and $k = 1,000$, $m = 10,000$. Right: estimated histograms of both parameters a and σ_X^2 ; the red lines correspond to estimates obtained with 250,000 iterations of PMMH and discarding the first 10,000 as burn-in; this is for the neuroscience experiment of Section 3.2.

$59860 \times 1.4 \cdot 10^{-7} \approx 8.4 \cdot 10^{-3}$. This inefficiency is slightly above $7.84 \cdot 10^{-3}$ but the difference is relatively small.

Next, we parameterize cost in terms of time (in seconds) instead of number of MCMC steps. This accounts for the fact that running jobs on a cluster involve heterogeneous hardware and concurrent tasks. The serial PMMH algorithm was run on a desktop computer for 169,952 seconds and thus the inefficiency might be measured as $169,952 \times V_{as}/(n_{mcmc} - n_{burnin}) \approx 5.3 \cdot 10^{-3}$. Note that each iteration took less than a second on average, because parameter values proposed outside of the support of the prior were rejected before running a particle filter; on the other hand the cost of a cSMC run is above one second on average. For the proposed estimators, the budget was set to 23 hours and we obtained a variance across processors of $1.4 \cdot 10^{-7}$; thus we can compute the inefficiency as $1.16 \cdot 10^{-2}$, which is approximately twice the inefficiency of the serial algorithm: it is a significant loss of efficiency, but one that can be justified in a parallel computing environment.

4 Methodological extensions

The following provides two further examples of coupled MCMC algorithms to perform inference when the likelihood function is intractable. The associated estimators are not covered by our theoretical results.

4.1 Block pseudo-marginal method

Block pseudo-marginal methods have demonstrated significant computational savings for Bayesian inference for random effects models over standard pseudo-marginal methods [Tran et al., 2016]. Such methods proceed through introducing strong positive correlation between the current likelihood estimate $\hat{p}(y|\theta)$ and the likelihood estimate of the proposed parameter $\hat{p}(y|\theta')$ through only modifying a subset of the auxiliary variables used to obtain the likelihood estimate at each iteration. We here demonstrate the computational benefits of such a scheme in obtaining unbiased estimators of posterior expectations.

We focus here on random effects models, i.e. we have for $t = 1, \dots, T$

$$X_t \stackrel{i.i.d.}{\sim} f_\theta(\cdot), \quad Y_t | \{X_t = x\} \sim g_\theta(\cdot | x). \quad (15)$$

In this context, the likelihood of data $y = (y_1, \dots, y_T)$ is of the form $p(y|\theta) = \prod_{t=1}^T p(y_t|\theta)$ where $p(y_t|\theta) = \int f_\theta(dx) g_\theta(y_t|x)$ and the likelihood estimate is given by $\hat{p}(y|\theta, U) = \prod_{t=1}^T \hat{p}(y_t|\theta, U_t)$, where $\{\hat{p}(y_t|\theta, U_t)\}_{t=1, \dots, T}$ are T independent non-negative unbiased likelihood estimates of $\{p(y_t|\theta)\}_{t=1, \dots, T}$ when $U_t \sim m_t(\cdot)$. In the following, we provide a minor modification of the blocking strategy proposed in [Tran et al. \[2016\]](#), where instead of jointly proposing a new parameter and a single block of auxiliary random variables, a parameter update is performed, followed by sequentially iterating through the auxiliary random variables used to construct the likelihood estimate of observation t . For each data t , new values are proposed according to $U'_t \sim m_t(\cdot)$ and accepted with probability

$$\alpha_{\text{BPM},t} \{\hat{p}(y_t | \theta, U_t), \hat{p}(y_t | \theta, U'_t)\} = \min \left\{ 1, \frac{\hat{p}(y_t | \theta, U'_t)}{\hat{p}(y_t | \theta, U_t)} \right\}. \quad (16)$$

As remarked in [Tran et al. \[2016\]](#), such blocking strategies are generally not applicable to particle filter inference in state space models, whereby likelihood estimates for observation t typically depend on all auxiliary random variables generated up to and including t . We provide pseudo-code for the proposed blocking strategy in [Algorithm 4](#). We denote by $U_{t,n}$ the set of auxiliary variables U_t at iteration n ,

Algorithm 4 Sampling from the block pseudo-marginal kernel given $(\theta_{n-1}, (U_{t,n-1})_{t \geq 1})$

1. Sample $\theta' \sim q(\cdot | \theta_{n-1})$ and compute $\hat{p}(y_t | \theta', U_{t,n-1})$ for $t = 1, \dots, T$.
 2. With probability $\alpha_{\text{PM}} \left\{ (\theta_{n-1}, \prod_{t=1}^T \hat{p}(y_t | \theta_{n-1}, U_{t,n-1})), (\theta', \prod_{t=1}^T \hat{p}(y_t | \theta', U_{t,n-1})) \right\}$, set $\theta_n = \theta'$. Otherwise, set $\theta_n = \theta_{n-1}$.
 3. For $t = 1, \dots, T$
 - (a) Sample $U'_t \sim m_t(\cdot)$.
 - (b) With probability $\alpha_{\text{BPM},t} \{\hat{p}(y_t | \theta_n, U_{t,n-1}), \hat{p}(y_t | \theta_n, U'_t)\}$, set $U_{t,n} = U'_t$. Otherwise, set $U_{t,n} = U_{t,n-1}$.
-

4.1.1 Coupled block pseudo-marginal method

An algorithm to couple two block pseudo-marginal algorithms to construct unbiased estimators $H_{k:m}$ is provided in [Algorithm 5](#). Denoting the two states of the chains at step $n \geq 1$ by $(\theta_n, (U_{t,n})_{t \geq 1})$ and $(\tilde{\theta}_{n-1}, (\tilde{U}_{t,n-1})_{t \geq 1})$, [Algorithm 3](#) describes how to obtain $(\theta_{n+1}, (U_{t,n+1})_{t \geq 1})$ and $(\tilde{\theta}_n, (\tilde{U}_{t,n})_{t \geq 1})$; thus it describes a kernel \bar{P} .

4.1.2 Bayesian multivariate probit regression

The following demonstrates the proposed algorithm for a latent variable model applied to real data and explores the possible gains when compared to the unbiased estimators obtained using the coupled pseudo-marginal algorithm. The data consists of polling data collected between February 2014 and June 2017 as part of the British Election Study [[Fieldhouse et al., 2018](#)]. We use a multivariate probit model, which for $i \in \{1, \dots, T\}$ and $j \in \{1, 2, 3\}$ can be expressed as $X_{ij} = \beta' \zeta_{ij} + \epsilon_{ij}$ and $Y_{ij} = \mathbb{1}[X_{ij} > 0]$ for observed binary response Y_{ij} , latent state X_{ij} and where i indexes the i^{th} participant, j indexes the j^{th} wave of questions, β is a vector of regression coefficients (including an intercept) and ζ_{ij} is a vector of independent variables.

We use a random sample of $T = 2,000$ participants over three waves (one a year) in the run up to the United Kingdom's European Union membership referendum on 23rd June 2016, regressing the binary outcome asking participants how they would vote in an EU referendum against how they perceive the general economic situation in the UK has changed over the previous 12 months (graded 1-5, with 1='Got a lot worse', 5='Got a lot better').

Algorithm 5 Sampling from the coupled block pseudo-marginal kernel given $(\theta_n, (U_{t,n})_{t \geq 1}, \tilde{\theta}_{n-1}, (\tilde{U}_{t,n-1})_{t \geq 1})$

1. Sample $(\theta', \tilde{\theta}')$ from the maximal coupling of $q(\cdot | \theta_n)$ and $q(\cdot | \tilde{\theta}_{n-1})$.
 2. Compute $\hat{p}(y_t | \theta', U_{t,n})$ and $\tilde{p}(y_t | \tilde{\theta}', \tilde{U}_{t,n-1})$ for $t = 1, \dots, T$.
 3. Sample $u \sim \mathcal{U}[0, 1]$.
 4. If $u < \alpha_{\text{PM}} \left\{ \left(\theta_n, \prod_{t=1}^T \hat{p}(y_t | \theta_n, U_{t,n}) \right), \left(\theta', \prod_{t=1}^T \hat{p}(y_t | \theta', U_{t,n}) \right) \right\}$ then set $\theta_{n+1} = \theta'$. Otherwise, set $\theta_{n+1} = \theta_n$.
 5. If $u < \alpha_{\text{PM}} \left\{ \left(\tilde{\theta}_{n-1}, \prod_{t=1}^T \tilde{p}(y_t | \tilde{\theta}_{n-1}, \tilde{U}_{t,n-1}) \right), \left(\tilde{\theta}', \prod_{t=1}^T \tilde{p}(y_t | \tilde{\theta}', \tilde{U}_{t,n-1}) \right) \right\}$ then set $\tilde{\theta}_n = \tilde{\theta}'$. Otherwise, set $\tilde{\theta}_n = \tilde{\theta}_{n-1}$.
 6. For $t = 1, \dots, T$
 - (a) Sample $U'_t \sim m_t(\cdot)$.
 - (b) Sample $u \sim \mathcal{U}[0, 1]$.
 - (c) If $u < \alpha_{\text{BPM},t} \left\{ \hat{p}(y_t | \theta_{n+1}, U_{t,n}), \hat{p}(y_t | \theta_{n+1}, U'_t) \right\}$ then set $U_{t,n+1} = U'_t$. Otherwise, set $U_{t,n+1} = U_{t,n}$.
 - (d) If $u < \alpha_{\text{BPM},t} \left\{ \tilde{p}(y_t | \tilde{\theta}_n, \tilde{U}_{t,n-1}), \tilde{p}(y_t | \tilde{\theta}_n, U'_t) \right\}$ then set $\tilde{U}_{t,n} = U'_t$. Otherwise, set $\tilde{U}_{t,n} = \tilde{U}_{t,n-1}$.
-

A detailed description of the data is provided in the appendix [A.5](#).

We allow for correlations between waves through modelling the perturbations $(\epsilon_{i1}, \epsilon_{i2}, \epsilon_{i3}) \sim \mathcal{N}(0, \Sigma_\rho)$ with a generic correlation matrix Σ_ρ . In total, we have five unknown parameters $\theta = (\beta_1, \beta_2, \rho_{2,1}, \rho_{3,1}, \rho_{3,2})$, with β_1 denoting a regressor coefficient, β_2 a constant offset and $\rho_{s,t}$ element (s, t) of Σ_ρ . We place independent priors on each parameter with $\beta_1, \beta_2 \stackrel{i.i.d.}{\sim} \mathcal{N}(0, 10^2)$ and $\rho_{s,t} \stackrel{i.i.d.}{\sim} \mathcal{U}[-1, 1]$, where we additionally truncate the prior on Σ_ρ to ensure support only on the manifold of positive definite matrices.

Inference For each observation $y_i := (y_{i1}, y_{i2}, y_{i3})$, we obtain unbiased estimates of the likelihood of θ using the sequential importance sampling algorithm of Geweke, Hajivassiliou and Keane; see, e.g., [Train \[2009, 5.6.3\]](#) and references therein. We set the initial distribution $\pi_0 = \mathcal{N}(\hat{\mu}, 0.01^2 I)$, supported only on areas of positive mass under the prior (we employ a simple rejection sampling algorithm to sample Σ_ρ initially) and use a normal random walk proposal with covariance set to $\frac{2.38^2}{5} \hat{\Sigma}$, where $\hat{\mu}$ and $\hat{\Sigma}$ are an empirical estimate of the posterior mean and covariance on a preliminary run of 10,000 iterations of block pseudo-marginal with $N = 40$ discarding the first 10% as burn-in.

We compare coupled block pseudo-marginal with coupled pseudo-marginal. We examine values of N for the latter that are close to the optimal value of N for the serial algorithm, estimated through ensuring the variance of the log-likelihood estimates is between 1 and 2, as per the guidance in [Doucet et al. \[2015\]](#). In this case we consider $N \in \{600, 700, 800\}$, providing a corresponding variance of the log-likelihood estimates given by $\{1.67, 1.40, 1.25\}$ (estimated using 10,000 likelihood estimates at $\hat{\mu}$). For the block pseudo-marginal algorithm we consider $N \in \{5, 10, 20\}$.

Meeting times Both algorithms were run continuously until coupling for half an hour each on a 48 CPU Intel Xeon 2.4Ghz E5-4657L server, with the number of estimators produced for block pseudo-marginal varying between 2,000 and 4,000 for the values of N considered and between 160 and 180 for the pseudo-marginal. The meeting times are plotted in [Figure 10a](#), where it can be seen that despite the lower cost of the block pseudo-marginal

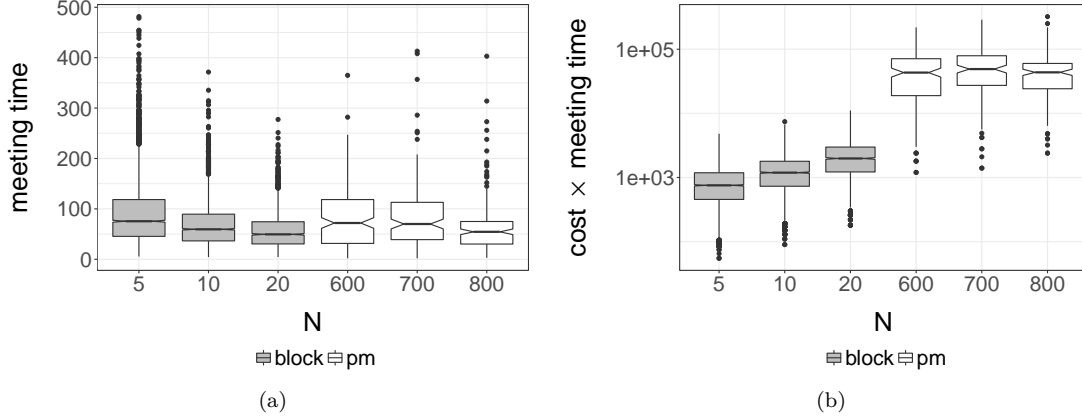


Figure 10: Meeting times for coupled block pseudo-marginal and coupled pseudo-marginal algorithms. Left: raw meeting times for the two algorithms. Right: meeting times weighted by cost for the two algorithms, i.e. τN for coupled pseudo-marginal and $2\tau N$ for coupled block pseudo-marginal.

algorithm the absolute values of the meeting times are comparable across algorithms.

Accordingly, we also plot the distribution of meeting times accounting for the cost of running each algorithm, i.e. $N\tau$ for the pseudo-marginal algorithm and $2N\tau$ for the block pseudo-marginal algorithm. The additional factor of 2 for the latter can be seen as an upper bound on the additional computational cost of the block pseudo-marginal algorithm, assuming twice the density evaluations per complete iteration and less than twice the number of pseudo-random numbers generated. Figure 10b shows the results of this additional cost-weighting where it can be seen that meeting times are between 1 and 2 orders of magnitude larger for the pseudo-marginal over the block pseudo-marginal algorithm.

Variance of estimators We estimate the increase in inefficiency of the coupled over the serial algorithm for $N = 10$, $k = 500$ and $m = 5,000$; the choice of k is guided by the meeting times in Figure 10a. Running coupled block pseudo-marginal 200 times, we estimate the variance using the test function $h : x \mapsto \sum_i (x_i + x_i^2)$ to be $1.05 \cdot 10^{-5}$. Estimating the cost of $2\tau + \max(1, m + 1 - \tau)$ to be 5121, implies an inefficiency of $5.36 \cdot 10^{-2}$. In comparison, we estimate the inefficiency of the serial algorithm using `spectrum0.ar` as before on runs of length 125,000 (discarding 10% as burn-in and averaging over 20 estimators) to be $n_{\text{mcmc}} \times V_{\text{as}} / (n_{\text{mcmc}} - n_{\text{burnin}}) = 4.82 \cdot 10^{-2}$ suggesting an increase in inefficiency of only 11% for the unbiased estimators.

Finally, we compare the inefficiency of unbiased estimators generated with coupled block pseudo-marginal kernels with those produced using standard coupled pseudo-marginal kernels with $N_{\text{PM}} = 700$ particles. For coupled pseudo-marginal, the variance of the unbiased estimator was estimated to be $1.53 \cdot 10^{-5}$ and the expected cost was estimated to be 5147, implying an inefficiency of $7.86 \cdot 10^{-2}$. As a result we estimate the improvement of inefficiency for the coupled block pseudo-marginal by $\frac{N_{\text{PM}}}{2N} \times \frac{7.86 \cdot 10^{-2}}{5.36 \cdot 10^{-2}}$ to be approximately 51 times. Estimation of the asymptotic variance of the serial pseudo-marginal algorithm was computationally infeasible for this many particles, with a single iteration taking on average six seconds on the aforementioned server, hence the choice of N motivated by the guidance in Doucet et al. [2015] instead.

4.2 Exchange algorithm

Problems where the likelihood function is only known up to a constant of proportionality occur frequently across Bayesian statistics; see, e.g., Park and Haran [2018] for a recent account of current methodology and applications.

In this case, posterior distributions $\pi(\theta) \propto p(y|\theta)p(\theta)$ are given by

$$p(y|\theta) = \frac{f(y|\theta)}{\mathcal{Z}(\theta)}, \quad \mathcal{Z}(\theta) := \int f(y|\theta)dy,$$

where $f(y|\theta)$ can be evaluated pointwise but its parameter-dependent normalizing constant $\mathcal{Z}(\theta)$ is intractable. This is a scenario common for undirected graphical models and spatial point processes [Møller et al., 2006, Murray et al., 2006]. The exchange method detailed in Algorithm 6 is an MCMC scheme proposed by Murray et al. [2006] to sample such distributions under the assumption that, although $\mathcal{Z}(\theta)$ cannot be evaluated, it is possible to simulate exactly artificial observations from $p(y|\theta)$. This is indeed possible for a large class of spatial point processes as well as the Ising and Potts models using perfect simulation procedures.

Algorithm 6 Sampling from the Exchange kernel given θ_{n-1}

1. Sample $\theta' \sim q(\cdot|\theta_{n-1})$ and $Y' \sim p(\cdot|\theta')$.
2. With probability

$$\alpha_{\text{EX}}(\theta_{n-1}, \theta', Y') := \min \left\{ 1, \frac{f(y|\theta')p(\theta')f(Y'|\theta_{n-1})q(\theta_{n-1}|\theta')}{f(y|\theta_{n-1})p(\theta_{n-1})f(Y'|\theta')q(\theta'|\theta_{n-1})} \right\}, \quad (17)$$

set $\theta_n = \theta'$. Otherwise, set $\theta_n = \theta_{n-1}$.

4.2.1 Coupled exchange algorithm

An algorithm to couple two block pseudo-marginal algorithms to construct unbiased estimators $H_{k:m}$ is provided in Algorithm 7. Denoting the two states of the chains at step $n \geq 1$ by θ_n and $\tilde{\theta}_{n-1}$, Algorithm 3 describes how to obtain θ_{n+1} and $\tilde{\theta}_n$; thus it describes a kernel \bar{P} .

Algorithm 7 Sampling from the coupled Exchange kernel given $(\theta_n, \tilde{\theta}_{n-1})$

1. Sample θ' and $\tilde{\theta}'$ from the maximal coupling of $q(\cdot|\theta_n)$ and $q(\cdot|\tilde{\theta}_{n-1})$.
 2. If the proposals couple, i.e. if $\theta' = \tilde{\theta}'$, then sample $Y' \sim p(\cdot|\theta')$ and set $\tilde{Y}' = Y'$.
 3. If the proposals do not couple, sample $Y' \sim p(\cdot|\theta')$ and $\tilde{Y}' \sim p(\cdot|\tilde{\theta}')$.
 4. Sample $u \sim \mathcal{U}[0, 1]$.
 5. If $u < \alpha_{\text{EX}}(\theta_n, \theta', Y')$ then set $\theta_{n+1} = \theta'$. Otherwise, set $\theta_{n+1} = \theta_n$.
 6. If $u < \alpha_{\text{EX}}(\tilde{\theta}_{n-1}, \tilde{\theta}', \tilde{Y}')$ then set $\tilde{\theta}_n = \tilde{\theta}'$. Otherwise, set $\tilde{\theta}_n = \tilde{\theta}_{n-1}$.
-

4.2.2 High temperature Ising model

We examine the proposed algorithm for inference in a planar lattice Ising model without an external field. The model comprises observations $y_i \in \{-1, +1\}$ on a $L \times L$ square lattice such that $p(y|\theta) \propto \exp\left(\beta \sum_{i \sim j} y_i y_j\right)$ where $i \sim j$ denotes the neighbours j of node i and $\theta = \beta$ denotes the inverse temperature. We restrict interest to high temperature models specifying a prior distribution $\beta \sim \mathcal{U}[0, \beta_c]$, with $\beta_c = \frac{1}{2} \log(1 + \sqrt{2})$ denoting the critical temperature of the Ising model on the infinite lattice [Ullrich, 2013, Onsager, 1944]. Here, perfect simulation can be performed using coupling from the past techniques with simple heat bath dynamics developed by Propp and Wilson [1996]. We generate observations for $L = 80$ and set the proposal covariance to $10^{-4}I$, initialising the chains from the prior.

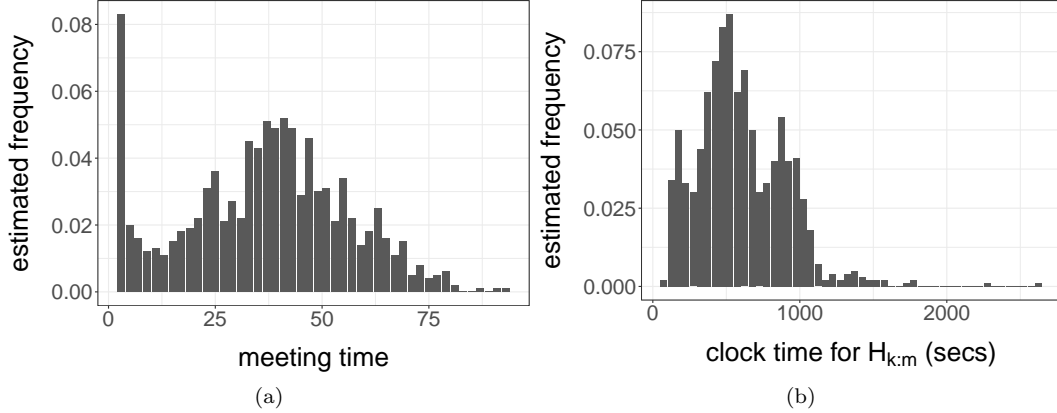


Figure 11: Coupled exchange algorithm for unbiased Bayesian inference with an 80×80 Ising model. Left: distribution of meeting times (1,000 runs). Right: clock time to obtain 1,000 unbiased estimators.

We obtain estimates of the distribution of meeting times using 1,000 repetitions of coupled exchange, with the results shown in Figure 11a. Based on this, we obtain unbiased estimates of the expectation of β under the posterior distribution using $k = 100$ and $m = 10k$ over 1,000 repetitions. It is noted that the clock time to obtain a single estimator (on the same machine) varies significantly due to the variable computational cost of performing coupling from the past, depending on θ . We plot a histogram of the clock times to obtain each $H_{k:m}$ in Figure 11b.

Based on the heterogeneity of times to produce a single unbiased estimator, we compare the serial inefficiency with the inefficiency of coupled exchange based on the clock time to obtain a certain variance, with the test function $h : x \mapsto x$. We estimate the asymptotic variance with $n_{\text{mcmc}} = 200,000$ iterations of the original algorithm (discarding the first 10% as burn-in, and using `spectrum0.ar` as before) to be $V_{as} \approx 4.22 \cdot 10^{-4}$, and the algorithm taking in total 41,095 seconds. As a result, we estimate the serial inefficiency in terms of clock-time to be $41,095 \times V_{as} / (n_{\text{mcmc}} - n_{\text{burnin}}) \approx 9.6 \cdot 10^{-5}$. Comparatively, the mean time to return a single estimator $H_{k:m}$ was estimated to be 546 seconds, with the variance of a single $H_{k:m}$ estimated to be $4.78 \cdot 10^{-7}$ providing an estimated inefficiency of $2.6 \cdot 10^{-4}$, implying an increase in inefficiency of approximately 3.0.

5 Conclusion

Markov chain Monte Carlo algorithms designed for scenarios where the target density function is intractable can be coupled and utilized in the framework of Glynn and Rhee [2014], Jacob et al. [2017b]. The validity of the resulting unbiased estimators can be related to polynomial drift conditions on the underlying Markov kernels. These estimators open new ways of using parallel computing hardware to perform numerical integration in such scenarios.

In the context of state space models, the present contribution can be combined with the unbiased estimators obtained with couplings of conditional particle filters in Jacob et al. [2017a] (see Lee et al. [2018] for methodological and theoretical developments). This would enable unbiased smoothing under parameter uncertainty, instead of fixing the parameters as in Jacob et al. [2017a].

Acknowledgement

The authors are grateful to Jeremy Heng for very helpful discussions. The data of Section 3.2 was kindly shared by Demba Ba. The experiments of that section were performed on the Odyssey cluster supported by the FAS Division

of Science, Research Computing Group at Harvard University. Pierre E. Jacob acknowledges support from the National Science Foundation through grant DMS-1712872.

References

- C. Andrieu and G. O. Roberts. The pseudo-marginal approach for efficient Monte Carlo computations. *The Annals of Statistics*, 37(2):697–725, 2009.
- C. Andrieu and M. Vihola. Convergence properties of pseudo-marginal Markov chain Monte Carlo algorithms. *The Annals of Applied Probability*, 25(2):1030–1077, 2015.
- C. Andrieu, A. Doucet, and R. Holenstein. Particle Markov chain Monte Carlo methods. *Journal of the Royal Statistical Society: Series B (Statistical Methodology)*, 72(3):269–342, 2010.
- C. Andrieu, G. Fort, and M. Vihola. Quantitative convergence rates for subgeometric Markov chains. *Journal of Applied Probability*, 52(2):391–404, 2015.
- C. Andrieu, A. Doucet, S. Yıldırım, and N. Chopin. On the utility of Metropolis-Hastings with asymmetric acceptance ratio. *arXiv preprint arXiv:1803.09527*, 2018.
- M. Beaumont. Estimation of population growth or decline in genetically monitored populations. *Genetics*, 164: 1139–1160, 2003.
- J. Bérard, P. Del Moral, and A. Doucet. A lognormal central limit theorem for particle approximations of normalizing constants. *Electronic Journal of Probability*, 19, 2014.
- G. Deligiannidis, A. Doucet, and M. K. Pitt. The correlated pseudo-marginal method. *Journal of the Royal Statistical Society: Series B (Statistical Methodology)* to appear. *arXiv preprint arXiv:1511.04992*, 2015.
- R. Douc, G. Fort, E. Moulines, and P. Soulier. Practical drift conditions for subgeometric rates of convergence. *The Annals of Applied Probability*, 14(3):1353–1377, 2004.
- A. Doucet, M. K. Pitt, G. Deligiannidis, and R. Kohn. Efficient implementation of Markov chain Monte Carlo when using an unbiased likelihood estimator. *Biometrika*, 102(2):295–313, 2015.
- E. Fieldhouse, J. Green, G. Evans, H. Schmitt, C. V. D. Eijk, J. Mellon, and C. Prosser. British Election Study Internet Panel Waves 1-13, 2018.
- M. Gerber and N. Chopin. Sequential quasi Monte Carlo. *Journal of the Royal Statistical Society: Series B (Statistical Methodology)*, 77(3):509–579, 2015.
- P. W. Glynn and P. Heidelberger. Bias properties of budget constrained simulations. *Operations Research*, 38(5): 801–814, 1990.
- P. W. Glynn and C.-h. Rhee. Exact estimation for Markov chain equilibrium expectations. *Journal of Applied Probability*, 51(A):377–389, 2014.
- P. W. Glynn and W. Whitt. The asymptotic efficiency of simulation estimators. *Operations Research*, 40(3):505–520, 1992.
- N. J. Gordon, D. J. Salmond, and A. F. Smith. Novel approach to nonlinear/non-Gaussian Bayesian state estimation. In *IEE Proceedings F (Radar and Signal Processing)*, volume 140, pages 107–113. IET, 1993.

- J. Heng and P. E. Jacob. Unbiased Hamiltonian Monte Carlo with couplings. *arXiv preprint arXiv:1709.00404*, 2017.
- J. Heng, A. N. Bishop, G. Deligiannidis, and A. Doucet. Controlled sequential Monte Carlo. *arXiv preprint arXiv:1708.08396*, 2017.
- P. E. Jacob, F. Lindsten, and T. B. Schön. Smoothing with couplings of conditional particle filters. *arXiv preprint arXiv:1701.02002*, 2017a.
- P. E. Jacob, J. O’Leary, and Y. F. Atchadé. Unbiased Markov chain Monte Carlo with couplings. *arXiv preprint arXiv:1708.03625*, 2017b.
- S. F. Jarner and G. O. Roberts. Polynomial convergence rates of Markov chains. *Annals of Applied Probability*, pages 224–247, 2002.
- V. E. Johnson. Studying convergence of Markov chain Monte Carlo algorithms using coupled sample paths. *Journal of the American Statistical Association*, 91(433):154–166, 1996.
- V. E. Johnson. A coupling-regeneration scheme for diagnosing convergence in Markov chain Monte Carlo algorithms. *Journal of the American Statistical Association*, 93(441):238–248, 1998.
- A. Lee, S. S. Singh, and M. Vihola. Coupled conditional backward sampling particle filter. *arXiv preprint arXiv:1806.05852*, 2018.
- L. Lin, K. Liu, and J. Sloan. A noisy Monte Carlo algorithm. *Physical Review D*, 61:074505, 2000.
- S. Meyn and R. L. Tweedie. *Markov Chains and Stochastic Stability*. Cambridge University Press, 2nd edition, 2009.
- L. Middleton, G. Deligiannidis, A. Doucet, and P. E. Jacob. On unbiased particle smoothing using the particle independent Metropolis–Hastings scheme. *Working paper*, 2018.
- J. Møller, A. N. Pettitt, R. Reeves, and K. K. Berthelsen. An efficient Markov chain Monte carlo method for distributions with intractable normalising constants. *Biometrika*, 93(2):451–458, 2006.
- I. Murray, Z. Ghahramani, and D. J. MacKay. MCMC for doubly-intractable distributions. In *Proceedings of the Twenty-Second Conference on Uncertainty in Artificial Intelligence*, pages 359–366. AUAI Press, 2006.
- P. Mykland, L. Tierney, and B. Yu. Regeneration in Markov chain samplers. *Journal of the American Statistical Association*, 90(429):233–241, 1995.
- R. M. Neal. Circularly-coupled Markov chain sampling. *arXiv preprint arXiv:1711.04399*, 2017.
- L. Onsager. Crystal statistics. i. a two-dimensional model with an order-disorder transition. *Physical Review*, 65(3-4):117, 1944.
- J. Park and M. Haran. Bayesian inference in the presence of intractable normalizing functions. *Journal of the American Statistical Association (to appear)*, 2018.
- M. Plummer, N. Best, K. Cowles, and K. Vines. Coda: convergence diagnosis and output analysis for MCMC. *R news*, 6(1):7–11, 2006.

- J. G. Propp and D. B. Wilson. Exact sampling with coupled Markov chains and applications to statistical mechanics. *Random structures and Algorithms*, 9(1-2):223–252, 1996.
- G. O. Roberts and R. L. Tweedie. Geometric convergence and central limit theorems for multidimensional hastings and metropolis algorithms. *Biometrika*, 83(1):95–110, 1996.
- J. S. Rosenthal. Parallel computing and Monte Carlo algorithms. *Far East journal of Theoretical Statistics*, 4(2): 207–236, 2000.
- S. Temereanca, E. N. Brown, and D. J. Simons. Rapid changes in thalamic firing synchrony during repetitive whisker stimulation. *Journal of Neuroscience*, 28(44):11153–11164, 2008.
- H. Thorisson. *Coupling, Stationarity, and Regeneration*. Springer: New York, 2000.
- K. E. Train. *Discrete Choice Methods with Simulation*. Cambridge University Press, 2009.
- M.-N. Tran, R. Kohn, M. Quiroz, and M. Villani. Block-wise pseudo-marginal Metropolis-hastings. *arXiv preprint arXiv:1603.02485*, 2016.
- M. Ullrich. Exact sampling for the Ising model at all temperatures. In *Monte Carlo Methods and Applications: Proceedings of the 8th IMACS Seminar on Monte Carlo Methods, August 29–September 2, 2011, Borovets, Bulgaria*, volume 223. Walter de Gruyter, 2013.
- Y. Zhang, N. Malem-Shinitski, S. A. Allsop, K. M. Tye, and D. Ba. Estimating a separably Markov random field from binary observations. *Neural Computation*, 30(4):1046–1079, 2018.

A Appendix

In the rest of the paper we will often use the symbol c to denote a generic positive constant whose value may vary from line to line.

A.1 Proof of Theorem 1

The following provides a slight relaxation on Assumption 2.2 in [Jacob et al. \[2017b\]](#), where geometric conditions were imposed on the tails of the distribution of the meeting time. The following proof considers $H_0(Z, \tilde{Z})$ instead of $H_{k:m}$; one can first perform the same reasoning for $H_k(Z, \tilde{Z})$ for all $k \geq 0$, and then consider the finite average $(m - k + 1)^{-1} \sum_{\ell=k}^m H_\ell(Z, \tilde{Z})$ to obtain the result for $H_{k:m}$.

By Assumption 2, it follows that $\mathbb{E}[\tau] < \infty$. This implies that the estimator H_0 can be computed in expected finite time. Furthermore, provided that $\mathbb{V}[H_0(Z, \tilde{Z})] < \infty$ we have necessarily $\mathbb{E}[H_0(Z, \tilde{Z})] < \infty$. To show that $H_0(Z, \tilde{Z})$ admits a finite variance, we proceed by following [Jacob et al. \[2017b, Proposition 3.1\]](#), adapting the proof under the proposed weaker assumptions. We denote the complete space of random variables with finite second moment by L_2 . We then construct a Cauchy sequence of random variables $H^n(Z, \tilde{Z})$ in L_2 converging to $H_0(Z, \tilde{Z})$, where $H^n(Z, \tilde{Z}) := \sum_{t=0}^n \Delta_t$ with $\Delta_t = h(Z_t) - h(\tilde{Z}_{t-1})$ if $t > 0$ and $\Delta_t = h(Z_t)$ for $t = 0$. As $\mathbb{E}[\tau] < \infty$, we have $\mathbb{P}[\tau < \infty] = 1$ and $Z_t = \tilde{Z}_{t-1}$ for $t > \tau$. This implies that $H^n(Z, \tilde{Z}) \rightarrow H_0(Z, \tilde{Z})$ almost surely. For positive

integers n, n' we have

$$\begin{aligned} \mathbb{E} \left[\left(H^n(Z, \tilde{Z}) - H^{n'}(Z, \tilde{Z}) \right)^2 \right] &= \sum_{s=n+1}^{n'} \sum_{t=n+1}^{n'} \mathbb{E}[\Delta_s \Delta_t] \\ &\leq \sum_{s=n+1}^{n'} \sum_{t=n+1}^{n'} \mathbb{E}[\Delta_s^2]^{1/2} \mathbb{E}[\Delta_t^2]^{1/2} \\ &= \left(\sum_{t=n+1}^{n'} \mathbb{E}[\Delta_t^2]^{1/2} \right)^2. \end{aligned}$$

We note that $\mathbb{E}[\Delta_t^2] = \mathbb{E}[\Delta_t^2 1_{\tau > t}]$. Thus by Minkowski's inequality we obtain

$$\begin{aligned} \mathbb{E}[\Delta_t^2] &\leq \mathbb{E} \left[|\Delta_t|^{2+\eta} \right]^{\frac{1}{1+\frac{\eta}{2}}} \mathbb{E}[1_{\tau > t}]^{\frac{\eta}{2+\eta}} \\ &\leq c^{\frac{1}{1+\frac{\eta}{2}}} \mathbb{P}[\tau > t]^{\frac{\eta}{2+\eta}}, \end{aligned}$$

where $\mathbb{E}[|\Delta_t|^{2+\eta}] < c$ for all t as $\mathbb{E}[h(X_t)^{2+\eta}] < c$ by Assumption 1. Consequently we have

$$\begin{aligned} \mathbb{E} \left[\left(H^n(Z, \tilde{Z}) - H^{n'}(Z, \tilde{Z}) \right)^2 \right] &\leq \left(\sum_{t=n+1}^{n'} \left(c^{\frac{1}{1+\frac{\eta}{2}}} \mathbb{P}[\tau > t]^{\frac{\eta}{2+\eta}} \right)^{\frac{1}{2}} \right)^2 \\ &= c^{\frac{1}{1+\frac{\eta}{2}}} \left(\sum_{t=n+1}^{n'} \mathbb{P}[\tau > t]^{\frac{1}{2} \frac{\eta}{2+\eta}} \right)^2. \end{aligned}$$

With $\gamma = \frac{1}{2} \frac{\eta}{2+\eta}$, it follows from Assumption 2 that $\mathbb{P}[\tau > t] \leq K t^{-\kappa}$ for $\kappa > 1/\gamma$ which yields

$$\sum_{t=n+1}^{\infty} \mathbb{P}[\tau > t]^\gamma \leq K \sum_{t=n+1}^{\infty} \frac{1}{t^{\gamma\kappa}} \leq K \int_n^{\infty} \frac{dt}{t^{\gamma\kappa}} < \infty.$$

We obtain $\lim_{n \rightarrow \infty} \sum_{t=n+1}^{\infty} \mathbb{P}[\tau > t]^\gamma = 0$. This proves that $H_n(Z, \tilde{Z})$ is a Cauchy sequence in L_2 . We can thus conclude that the variance of $H_0(Z, \tilde{Z})$ is finite and that its expectation is $\lim_{n \rightarrow \infty} \mathbb{E}[H^n(Z, \tilde{Z})] = \lim_{n \rightarrow \infty} \mathbb{E}[h(Z_n)] = \pi(h)$.

A.2 Proof of Theorem 2

We have the following bivariate drift inequality. A similar statement is provided in [Andrieu et al. \[2015, Lemma 11\]](#).

Lemma 1. *Let \bar{P} be a coupling of the Markov kernel P with itself, and V be as in Assumption 5. Then the function $\bar{V}(z, \tilde{z}) := V(z) + V(\tilde{z}) - 1$ satisfies*

$$\bar{P}\bar{V}(z, \tilde{z}) \leq \bar{V}(z, \tilde{z}) - \epsilon_b \phi \circ \bar{V}(z, \tilde{z}) + \bar{b} \mathbb{1}_{\bar{C}}(z, \tilde{z}), \quad (18)$$

for all $(z, \tilde{z}) \in \mathcal{Z} \times \mathcal{Z}$, where $\bar{b} := 2b_V + \epsilon_b \phi(1)$ and $\bar{C} = C \times C$.

Proof. For $(z, \tilde{z}) \notin \bar{C}$ we have

$$\begin{aligned}
\bar{P}\bar{V}(z, \tilde{z}) &= PV(z) + PV(\tilde{z}) - 1 \\
&\leq V(z) + V(\tilde{z}) - 1 - \phi \circ V(z) - \phi \circ V(\tilde{z}) + b_V (\mathbf{1}_C(z) + \mathbf{1}_C(\tilde{z})) \\
&\leq V(z) + V(\tilde{z}) - 1 - \phi \circ V(z) - \phi \circ V(\tilde{z}) + b_V \\
&= V(z) + V(\tilde{z}) - 1 - \epsilon_b [\phi \circ V(z) + \phi \circ V(\tilde{z})] - (1 - \epsilon_b) [\phi \circ V(z) + \phi \circ V(\tilde{z})] + b_V.
\end{aligned}$$

Since $(z, \tilde{z}) \notin \bar{C}$ then at least one of z, \tilde{z} is not in C , and $\phi \circ V \geq 0$, so

$$\begin{aligned}
&\leq V(z) + V(\tilde{z}) - 1 - \epsilon_b [\phi \circ V(z) + \phi \circ V(\tilde{z})] - (1 - \epsilon_b) \inf_{z \notin C} \phi \circ V(z) + b_V \\
&\leq V(z) + V(\tilde{z}) - 1 - \epsilon_b [\phi \circ V(z) + \phi \circ V(\tilde{z})] - b_V + b_V \\
&= \bar{V}(z, \tilde{z}) - \epsilon_b [\phi \circ V(z) + \phi \circ V(\tilde{z})],
\end{aligned}$$

where we used (5) in Assumption 5. By two applications of the mean value theorem, we have that for any $t \geq s \geq 1$ there exist $r \in [t, t + s - 1]$ and $r^* \in [1, s]$ such that

$$\phi(t + s - 1) - \phi(t) = \phi'(r)(s - 1), \quad \phi(s) - \phi(1) = \phi'(r^*)(s - 1).$$

By concavity, since $t \geq s$ implies that $r \geq r^*$, it follows that $\phi'(r) \leq \phi'(r^*)$ and thus

$$\phi(t + s - 1) - \phi(t) \leq \phi(s) - \phi(1),$$

or equivalently

$$\phi(t + s - 1) + \phi(1) \leq \phi(t) + \phi(s).$$

Therefore, with $t = \max\{V(z), V(\tilde{z})\}$ and $s = \min\{V(z), V(\tilde{z})\}$ we get

$$\phi \circ \bar{V}(z, \tilde{z}) + \phi(1) \leq \phi \circ V(z) + \phi \circ V(\tilde{z}), \tag{19}$$

whence

$$\begin{aligned}
\bar{P}\bar{V}(z, \tilde{z}) &\leq \bar{V}(z, \tilde{z}) - \epsilon_b [\phi \circ V(z) + \phi \circ V(\tilde{z})] \\
&\leq \bar{V}(z, \tilde{z}) - \epsilon_b [\phi(\bar{V}(z, \tilde{z})) + \phi(1)] \\
&\leq \bar{V}(z, \tilde{z}) - \epsilon_b \phi \circ \bar{V}(z, \tilde{z}).
\end{aligned} \tag{20}$$

For $(z, \tilde{z}) \in \bar{C}$ we get by Assumption 5,

$$\begin{aligned}
\bar{P}\bar{V}(z, \tilde{z}) &= PV(z) + PV(\tilde{z}) - 1 \\
&\leq V(z) - \phi \circ V(z) + b_V + V(\tilde{z}) - \phi \circ V(\tilde{z}) + b_V - 1 \\
&= \bar{V}(z, \tilde{z}) - \phi \circ V(z) - \phi \circ V(\tilde{z}) + 2b_V.
\end{aligned} \tag{21}$$

Combining (20) and (21), (19) and the fact that $\phi \geq 0$, we have for any (z, \tilde{z})

$$\begin{aligned}
\bar{P}\bar{V}(z, \tilde{z}) &\leq \bar{V}(z, \tilde{z}) - \epsilon_b \phi \circ \bar{V}(z, \tilde{z}) \mathbf{1}_{\bar{C}^c}(z, \tilde{z}) \\
&\quad - [\phi \circ V(z) + \phi \circ V(\tilde{z}) - 2b_V] \mathbf{1}_{\bar{C}}(z, \tilde{z}) \\
&\leq \bar{V}(z, \tilde{z}) - \epsilon_b \phi \circ \bar{V}(z, \tilde{z}) \mathbf{1}_{\bar{C}^c}(z, \tilde{z}) \\
&\quad - [\phi \circ \bar{V}(z, \tilde{z}) + \phi(1) - 2b_V] \mathbf{1}_{\bar{C}}(z, \tilde{z}) \\
&\leq \bar{V}(z, \tilde{z}) - \epsilon_b \phi \circ \bar{V}(z, \tilde{z}) \mathbf{1}_{\bar{C}^c}(z, \tilde{z}) \\
&\quad - [\epsilon_b \phi \circ \bar{V}(z, \tilde{z}) + (1 - \epsilon_b) \phi \circ \bar{V}(z, \tilde{z}) + \phi(1) - 2b_V] \mathbf{1}_{\bar{C}}(z, \tilde{z}) \\
&\leq \bar{V}(z, \tilde{z}) - \epsilon_b \phi \circ \bar{V}(z, \tilde{z}) + [2b_V - \phi(1)] \mathbf{1}_{\bar{C}}(z, \tilde{z}) \\
&\leq \bar{V}(z, \tilde{z}) - \epsilon_b \phi \circ \bar{V}(z, \tilde{z}) + [2b_V + \phi(1)] \mathbf{1}_{\bar{C}}(z, \tilde{z}).
\end{aligned}$$

□

Proposition 3. *Suppose that Assumptions 4 and 5 hold with the same set C . Assume that the chains are initialized from some measure π_0 such that $\pi_0(V) < \infty$. Then there exists a positive constant $K < \infty$ such that*

$$\mathbb{P}_{\pi_0}[\tau_{\mathcal{D}} \geq t] \leq \frac{K}{t^{1/(1-\alpha)}}.$$

To prove Proposition 3 we will make use of Douc et al. [2004, Proposition 2.1], which we provide below for the reader's convenience, noting that the exact statement is taken from Andrieu et al. [2015, Proposition 4]. We borrow the following definitions from Andrieu et al. [2015]. For any non-decreasing concave function $\psi : [1, \infty) \rightarrow (0, \infty)$, let

$$H_\psi(v) := \int_1^v \frac{dx}{\psi(x)}, \quad (22)$$

Let $H_\psi^{-1} : [0, \infty) \rightarrow [1, \infty)$ be its inverse. For $k \in \mathbb{N}$, $n \geq 0$, $v \geq 1$ and ϕ as in Assumption 5, let

$$\begin{aligned}
r(n) &:= \frac{\phi \circ H_\phi^{-1}(\epsilon_b n)}{\phi(1)}, \quad r_\psi(n) := \frac{\psi \circ H_\psi^{-1}(n)}{\psi(1)}, \\
H_k(v) &:= H_\psi^{-1}(H_\psi(v) + k) - H_\psi^{-1}(k).
\end{aligned} \quad (23)$$

Proposition 4. *(Proposition 2.1 from Douc et al. [2004]). Assume that P is a Markov kernel such that for some function $V \geq 1$ we have*

$$PV(z) \leq V(z) - \psi \circ V(z) + b \mathbf{1}_C(z),$$

where $\psi : [1, \infty) \mapsto (0, \infty)$ is a nondecreasing concave function. Let r_ψ and H_ψ be defined as in (23). Then we have for $V_k := H_k \circ V$

$$PV_{k+1}(z) \leq V_k(z) - \psi(1)r_\psi(k) + br_\psi(k+1)\mathbf{1}_C(z), \quad k \geq 0.$$

Equipped with the above results we proceed to the proof of Proposition 3.

Proof. Applying Proposition 4 with \bar{P} , \bar{V} , $\psi = \epsilon_b \phi$ and $b = \bar{b}$, we have the sequence of drift conditions

$$\bar{P}\bar{V}_{k+1}(z, \tilde{z}) \leq \bar{V}_k(z, \tilde{z}) - \epsilon_b \phi(1)r(k) + \bar{b}r(k+1)\mathbf{1}_{\bar{C}}(z, \tilde{z}), \quad k \geq 0,$$

where $\bar{V}_k := H_k \circ \bar{V}$. Letting $\tilde{V}_k = \bar{V}_k + 1 \geq 1$ we obtain

$$\bar{P}\tilde{V}_{k+1}(z, \tilde{z}) \leq \tilde{V}_k(z, \tilde{z}) - \epsilon_b \phi(1)r(k) + \bar{b}r(k+1)\mathbf{1}_{\bar{C}}(z, \tilde{z}), \quad k \geq 0. \quad (24)$$

From Assumption 5 it follows that \bar{C} is a small set, hence petite, and thus the assumptions of Douc et al. [2004, Proposition 2.5] are satisfied. Following the proof of Douc et al. [2004, Proposition 2.5], specifically the steps leading up to Douc et al. [2004, Equation (2.6)], for any accessible set B , that is such that $\pi_{\mathcal{D}}(B) > 0$, we have

$$\mathbb{E}_{z, \tilde{z}} \left[\sum_{k=0}^{\tau_B-1} r(k) \right] \leq \frac{\tilde{V}_0(z, \tilde{z}) + c_1}{c_2}.$$

In the above, $\mathbb{E}_{z, \tilde{z}}$ denotes expectation with respect to the probability measure under which the joint chain (Z_n, \tilde{Z}_{n-1}) is initialized at (z, z') and evolves according to the transition kernel \bar{P} , $\tau_B := \inf \{n \geq 1 : Z_n \in B\}$, c_1, c_2 are positive constants depending on the set B and the various constants in the drift condition, but not on (z, \tilde{z}) .

Since we have assumed that the chain is $\pi_{\mathcal{D}}$ -irreducible, the diagonal \mathcal{D} is an accessible set, and thus for $B = \mathcal{D}$, $\tau_{\mathcal{D}} = \tau$ is the meeting time. From the definition of $\phi(y)$ we have that

$$r(n) = [d(1 - \alpha)\epsilon_b n + 1]^{\alpha/(1-\alpha)} \geq cn^{\alpha/(1-\alpha)},$$

where recall that c denotes a generic constant whose value may change from line to line. Thus for any N

$$\sum_{k=0}^N r(k) \geq c \sum_{k=0}^N k^{\alpha/(1-\alpha)} \geq c \int_{x=0}^N x^{\alpha/(1-\alpha)} dx = cN^{1/(1-\alpha)},$$

hence we obtain

$$\mathbb{E}_{z, \tilde{z}} \left[\tau_{\mathcal{D}}^{1/(1-\alpha)} \right] \leq c \mathbb{E}_{z, \tilde{z}} \left[\sum_{k=0}^{\tau_{\mathcal{D}}-1} r(k) \right] \leq c \frac{\tilde{V}_0(z, \tilde{z}) + c_1}{c_2}.$$

From the definition of \tilde{V}_0 and the assumption $\pi_0(V) < \infty$ it follows that $\mathbb{E}_{\pi_0 \otimes \pi_0} \left[\tau_{\mathcal{D}}^{1/(1-\alpha)} \right] < \infty$. An application of Markov's inequality completes the proof

$$\mathbb{P}_{\pi_0 \otimes \pi_0} [\tau_{\mathcal{D}} \geq t] \leq \frac{\mathbb{E}_{\pi_0 \otimes \pi_0} [\tau_{\mathcal{D}}^{1/(1-\alpha)}]}{t^{1/(1-\alpha)}} \leq \frac{c}{t^{1/(1-\alpha)}}.$$

□

A.3 Proof of Proposition 1

To fix notation, we have that for any measurable functions $W : \mathcal{Z} \rightarrow [1, \infty)$, $g : \mathcal{Z} \rightarrow \mathbb{R}$, and a finite signed measure μ on \mathcal{X} , we write

$$|g|_W := \sup_{z \in \mathcal{Z}} \frac{|g(z)|}{W(z)}, \quad \|\mu\|_W := \sup_{f: \|f\|_W \leq 1} |\mu(f)|.$$

Our starting point is Assumption 5 which we restate here

$$PV(z) \leq V(z) - dV^\alpha(z) + b_V \mathbf{1}_{\bar{C}}(z), \quad (25)$$

for some function $V : \mathcal{Z} \rightarrow [1, \infty)$, some $\alpha \in (0, 1)$, constants $b_V, d > 0$ and a small set C . As before we assume that (Z_n, \tilde{Z}_{n-1}) evolves according to \bar{P} , and that marginally the components Z_n and \tilde{Z}_n evolve according to P . Notice that we write \mathbb{E} for the measure with the chains started from π_0 and \mathbb{E}_π for the measure with the chains initialized at π .

By [Jarner and Roberts \[2002, Lemma 3.5\]](#) for any $\eta \in (0, 1)$ there exist $b', d' > 0$ such that

$$PV^\gamma \leq V^\gamma - d'V^{\alpha+\gamma-1} + b'\mathbf{1}_C(z). \quad (26)$$

With $\gamma \in (1 - \alpha, 1)$ as in the statement of [Proposition 1](#), we have that $\alpha + \gamma - 1 \in (0, 1)$. Under this assumption, from [\(26\)](#), [Meyn and Tweedie \[2009, Theorem 14.0.1\]](#) applied with $f = V^{\alpha+\gamma-1}$ and the fact that π is a maximal irreducibility measure (see [Meyn and Tweedie \[2009, Proposition 10.1.2\]](#)), it follows that $\pi(S_V) = 1$, with S_V as defined in the statement of [Proposition 1](#). From this we conclude that V is π -a.e. finite. Also from [Meyn and Tweedie \[2009, Theorem 14.0.1\]](#), since $\pi(V^\gamma) \leq \pi(V^{4\gamma})^{1/4} < \infty$ by assumption, we have that for all π -a.e. $z \in \mathcal{Z}$ there exists a finite constant c such that

$$\sum_{n=0}^{\infty} \|P^n(z, \cdot) - \pi\|_{V^{\alpha+\gamma-1}} \leq c(1 + V^\gamma(z)). \quad (27)$$

Since by assumption $\|h\|_{V^{\alpha+\gamma-1}} < \infty$, we have

$$\begin{aligned} \sum_{n=0}^{\infty} |P^n[h - \pi(h)](z)| &\leq \|h\|_{V^{\alpha+\gamma-1}} \sum_{n=0}^{\infty} \|P^n(z, \cdot) - \pi\|_{V^{\alpha+\gamma-1}} \\ &\leq c\|h\|_{V^{\alpha+\gamma-1}}(1 + V^\gamma(z)) < \infty, \end{aligned}$$

for π -almost all z . Therefore the function

$$g(z) := \sum_{j=0}^{\infty} P^j [h - \pi(h)](z)$$

is well-defined and satisfies $\|g\|_{V^\gamma} < \infty$, $\pi(g^2) < \infty$, where the second property follows from $\pi(V^{4\gamma}) < \infty$. In particular it follows that $g - Pg = h - \pi(h)$, and therefore g is the solution to the Poisson equation with respect to P and h . We continue with the calculation in the proof of [Jacob et al. \[2017b, Proposition 3.3\]](#). Let

$$S_j^{(N)} := \mathbb{1}\{\tau_{\mathcal{D}} > j\} \sum_{t=j}^{N \wedge \tau_{\mathcal{D}} - 1} b_t [h(Z_t) - h(\tilde{Z}_{t-1})],$$

where $(b_t)_{t \geq 0}$ is an arbitrary bounded sequence. Writing $\mathbf{Z}_t := (Z_t, \tilde{Z}_{t-1})$, $\bar{g}(x, y) = g(x) - g(y)$ and \bar{P} for the transition kernel of \mathbf{Z}_t we then have

$$\begin{aligned} h(Z_t) - h(\tilde{Z}_{t-1}) &= [h(Z_t) - \pi(h)] - [h(\tilde{Z}_{t-1}) - \pi(h)] \\ &= [g(Z_t) - Pg(Z_t)] - [g(\tilde{Z}_{t-1}) - Pg(\tilde{Z}_{t-1})] \\ &= [g(Z_t) - g(\tilde{Z}_{t-1})] - [Pg(Z_t) - Pg(\tilde{Z}_{t-1})] \\ &= \bar{g}(\mathbf{Z}_t) - \bar{P}\bar{g}(\mathbf{Z}_t), \end{aligned}$$

where we used the fact that, by construction of \bar{P} , we have $\bar{P}\bar{g}(z, \tilde{z}) = Pg(z) - Pg(\tilde{z})$.

Then from [Jacob et al. \[2017b\]](#), Equation (A.3)] we have

$$\begin{aligned} \mathbb{E} \left\{ \left[S_j^{(N)} \right]^2 \right\} &\leq 4 \sum_{t=j}^{N-1} b_t^2 \mathbb{E} \left\{ \left[\bar{g}(\mathbf{Z}_{t+1}) - \bar{P}\bar{g}(\mathbf{Z}_t) \right]^2 \mathbb{1}\{\tau_{\mathcal{D}} > t\} \right\} + 4b_j^2 \mathbb{E} \left[\bar{g}^2(\mathbf{Z}_j) \mathbb{1}\{\tau_{\mathcal{D}} > j\} \right] \\ &\quad + 4b_N^2 \mathbb{E} \left[\bar{g}^2(\mathbf{Z}_N) \mathbb{1}\{\tau_{\mathcal{D}} > N\} \right] + 4 \left\{ \sum_{t=j}^{N-1} |b_{t+1} - b_t| \mathbb{E}^{1/2} \left[\bar{g}^2(\mathbf{Z}_{t+1}) \mathbb{1}\{\tau_{\mathcal{D}} > t+1\} \right] \right\}^2, \end{aligned}$$

and we proceed to bound these terms. Letting $\mathcal{F}_t := \sigma(\mathbf{Z}_s; 0 \leq s \leq t)$, notice that

$$\begin{aligned} &\mathbb{E} \left\{ \left[\bar{g}(\mathbf{Z}_{t+1}) - \bar{P}\bar{g}(\mathbf{Z}_t) \right]^2 \mathbb{1}\{\tau_{\mathcal{D}} > t\} \right\} \\ &= \mathbb{E} \left\{ \bar{g}(\mathbf{Z}_{t+1}) \left[\bar{g}(\mathbf{Z}_{t+1}) - \bar{P}\bar{g}(\mathbf{Z}_t) \right] \mathbb{1}\{\tau_{\mathcal{D}} > t\} \right\} - \mathbb{E} \left\{ \bar{P}\bar{g}(\mathbf{Z}_t) \left[\bar{g}(\mathbf{Z}_{t+1}) - \bar{P}\bar{g}(\mathbf{Z}_t) \right] \mathbb{1}\{\tau_{\mathcal{D}} > t\} \right\} \\ &= \mathbb{E} \left\{ \bar{g}(\mathbf{Z}_{t+1}) \left[\bar{g}(\mathbf{Z}_{t+1}) - \bar{P}\bar{g}(\mathbf{Z}_t) \right] \mathbb{1}\{\tau_{\mathcal{D}} > t\} \right\} - \mathbb{E} \left\{ \mathbb{E} \left[\bar{P}\bar{g}(\mathbf{Z}_t) \left[\bar{g}(\mathbf{Z}_{t+1}) - \bar{P}\bar{g}(\mathbf{Z}_t) \right] \mathbb{1}\{\tau_{\mathcal{D}} > t\} \mid \mathcal{F}_t \right] \right\} \\ &= \mathbb{E} \left\{ \bar{g}(\mathbf{Z}_{t+1}) \left[\bar{g}(\mathbf{Z}_{t+1}) - \bar{P}\bar{g}(\mathbf{Z}_t) \right] \mathbb{1}\{\tau_{\mathcal{D}} > t\} \right\} - \mathbb{E} \left\{ \bar{P}\bar{g}(\mathbf{Z}_t) \mathbb{1}\{\tau_{\mathcal{D}} > t\} \mathbb{E} \left[\bar{g}(\mathbf{Z}_{t+1}) - \bar{P}\bar{g}(\mathbf{Z}_t) \mid \mathcal{F}_t \right] \right\} \\ &= \mathbb{E} \left\{ \bar{g}(\mathbf{Z}_{t+1})^2 \mathbb{1}\{\tau_{\mathcal{D}} > t\} \right\} - \mathbb{E} \left\{ \bar{g}(\mathbf{Z}_{t+1}) \bar{P}\bar{g}(\mathbf{Z}_t) \mathbb{1}\{\tau_{\mathcal{D}} > t\} \right\} \\ &= \mathbb{E} \left\{ \bar{g}(\mathbf{Z}_{t+1})^2 \mathbb{1}\{\tau_{\mathcal{D}} > t\} \right\} - \mathbb{E} \left\{ \mathbb{E} \left[\bar{g}(\mathbf{Z}_{t+1}) \mid \mathcal{F}_t \right] \bar{P}\bar{g}(\mathbf{Z}_t) \mathbb{1}\{\tau_{\mathcal{D}} > t\} \right\} \\ &= \mathbb{E} \left\{ \bar{g}(\mathbf{Z}_{t+1})^2 \mathbb{1}\{\tau_{\mathcal{D}} > t\} \right\} - \mathbb{E} \left\{ \bar{P}\bar{g}(\mathbf{Z}_t)^2 \mathbb{1}\{\tau_{\mathcal{D}} > t\} \right\} \\ &\leq \mathbb{E} \left\{ \bar{g}(\mathbf{Z}_{t+1})^2 \mathbb{1}\{\tau_{\mathcal{D}} > t\} \right\} \leq |g|_{V^\gamma}^2 \mathbb{E} \left\{ \left[V^\gamma(Z_t) + V^\gamma(\tilde{Z}_{t-1}) \right]^2 \mathbb{1}\{\tau_{\mathcal{D}} > t\} \right\}. \end{aligned}$$

We next bound the last quantity using the fact that $(a+b)^2 \leq 2a^2 + 2b^2$ and the Cauchy-Schwarz inequality

$$\begin{aligned} \mathbb{E} \left\{ \left[V^\gamma(Z_t) + V^\gamma(\tilde{Z}_{t-1}) \right]^2 \mathbb{1}\{\tau_{\mathcal{D}} > t\} \right\} &\leq 2 \mathbb{E} \left\{ \left[V^{2\gamma}(Z_t) + V^{2\gamma}(\tilde{Z}_{t-1}) \right] \mathbb{1}\{\tau_{\mathcal{D}} > t\} \right\} \\ &\leq c \left[\mathbb{E} \left\{ V^{4\gamma}(Z_t) \right\} + \mathbb{E} \left\{ V^{4\gamma}(\tilde{Z}_{t-1}) \right\} \right]^{1/2} \mathbb{P}(\tau_{\mathcal{D}} > t)^{1/2}. \end{aligned}$$

Finally notice that since V is non-negative

$$\mathbb{E} \left\{ V^{4\gamma}(Z_t) \right\} \leq \left\| \frac{d\pi_0}{d\pi} \right\|_{\infty} \mathbb{E}_{\pi} \left\{ V^{4\gamma}(Z_t) \right\} \leq \left\| \frac{d\pi_0}{d\pi} \right\|_{\infty} \mathbb{E}_{\pi} \left\{ V^{4\gamma}(Z_0) \right\} = c\pi(V^{4\gamma}) < \infty,$$

where we used the fact that when started from π and evolved through \bar{P} , the Markov chain $\{Z_t\}_{t \geq 0}$ is stationary.

From the above and [Theorem 2](#) we conclude that there exists a positive constant $c < \infty$ such that

$$\mathbb{E} \left\{ \left[\bar{g}(\mathbf{Z}_{t+1}) - \bar{P}\bar{g}(\mathbf{Z}_t) \right]^2 \mathbb{1}\{\tau_{\mathcal{D}} > t\} \right\} \leq \frac{c}{t^{\kappa/2}}.$$

On the other hand for terms of the form $\mathbb{E}[\bar{g}^2(\mathbf{Z}_t) \mathbb{1}\{\tau_{\mathcal{D}} > t\}]$, using the same techniques we have

$$\mathbb{E} \left[\bar{g}^2(\mathbf{Z}_t) \mathbb{1}\{\tau_{\mathcal{D}} > t\} \right] \leq |g|_{V^\gamma}^2 \mathbb{E} \left\{ \left[V^\gamma(Z_t) + V^\gamma(\tilde{Z}_{t-1}) \right]^2 \mathbb{1}\{\tau_{\mathcal{D}} > t\} \right\} \leq \frac{c}{t^{\kappa/2}}.$$

Overall we thus have that

$$\begin{aligned}\mathbb{E} \left\{ \left[S_j^{(N)} \right]^2 \right\} &\leq c \left[\frac{b_j^2}{j^{\kappa/2}} + \frac{b_N^2}{N^{\kappa/2}} + \sum_{t=j}^{N-1} \frac{b_t^2}{t^{\kappa/2}} + \left(\sum_{t=j}^{N-1} \frac{|b_{t+1} - b_t|}{t^{\kappa/2}} \right)^2 \right], \\ \mathbb{E} \{ S_j^2 \} &\leq c \left[\frac{b_j^2}{j^{\kappa/2}} + \sum_{t \geq j} \frac{b_t^2}{t^{\kappa/2}} + \left(\sum_{t=j}^{\infty} \frac{|b_{t+1} - b_t|}{t^{\kappa/2}} \right)^2 \right],\end{aligned}$$

where $S_j := \lim_{N \rightarrow \infty} S_j^{(N)}$ is the limit in the L^2 sense as in [Jacob et al. \[2017b, Proposition 3.1\]](#). Setting $b_j = 0$, $b_t := (t - j)/(m - j + 1)$ for $j < t < m + 1$ and $b_t := 1$ for $t > m + 1$ we then obtain

$$\mathbb{E} [S_j^2] \leq c \left[\sum_{t=j+1}^m \frac{(t-j)^2}{(m-j+1)^2 t^{\kappa/2}} + \sum_{t=m+1}^{\infty} \frac{1}{t^{\kappa/2}} + \left(\sum_{t=j}^{m+1} \frac{1}{(m-j+1)t^{\kappa/2}} \right)^2 \right].$$

For the first term notice that, after changing variables $r = t - j$ and writing $M = m - j + 1$ we have

$$\begin{aligned}\sum_{t=j+1}^{m+1} \frac{(t-j)^2}{(m-j+1)^2 t^{\kappa/2}} &= \frac{1}{M^2} \sum_{r=1}^M \frac{r^2}{(r+j)^{\kappa/2}} \\ &\leq \frac{c}{M^2} \int_{x=1}^M \frac{x^2}{(x+j)^{\kappa/2}} dx \\ &= \frac{c}{M^2 j^{\kappa/2}} \int_{x=1}^M \frac{x^2}{(x/j+1)^{\kappa/2}} dx \quad \text{and changing variables } z = x/j \\ &\leq \frac{c}{M^2 j^{\kappa/2}} \int_{z=1/j}^{M/j} \frac{j^3 z^2}{(z+1)^{\kappa/2}} dz \\ &= \frac{c}{M^2 j^{\kappa/2-3}} \int_{z=1/j}^{M/j} \frac{z^2}{(z+1)^{\kappa/2}} dz \leq \frac{c}{M^2 j^{\kappa/2-3}},\end{aligned}$$

since by assumption $\kappa = 1/(1 - \alpha) > 6$. Finally we get

$$\begin{aligned}\mathbb{E} [S_j^2] &\leq c \left[\frac{1}{(m-j+1)^2 j^{\kappa/2-3}} + \frac{1}{m^{\kappa/2-1}} + \frac{1}{(m-j+1)^2 j^{\kappa-2}} \right] \\ &= c \left[\frac{1}{m^{\kappa/2-1}} + \frac{1}{(m-j+1)^2} \left(\frac{1}{j^{\kappa/2-3}} + \frac{1}{j^{\kappa-2}} \right) \right] \\ &\leq c \left[\frac{1}{m^{\kappa/2-1}} + \frac{1}{(m-j+1)^2} \frac{1}{j^{\kappa/2-3}} \right]\end{aligned}$$

as $\kappa/2 - 3 \leq \kappa - 2$. With our choice of sequence $(b_t)_{t \geq 0}$, S_j coincides with $\text{BC}_{j:m}$ in the notation of the statement of the proposition which thus follows from the above.

A.4 Proof of Proposition 2

First we want to prove the minorization condition (4) for the set $C = B(0, M) \times [\underline{w}, \bar{w}]$, where $M, \underline{w}, \bar{w} > 0$ are given and fixed. That is, we want to establish that there exist $\epsilon_0 > 0$ and a probability measure ν such that

$$P((\theta, w), d\theta', dw') \geq \epsilon_0 \nu(d\theta', dw')$$

for all $(\theta, w) \in C$. We have

$$\begin{aligned} P((\theta, w), d\theta', dw') &\geq \bar{g}_{\theta'}(w') \min \left\{ q(\theta, \theta'), \frac{\pi(\theta')}{\pi(\theta)} q(\theta', \theta) \right\} \min \left\{ 1, \frac{w'}{w} \right\} d\theta' dw' \\ &\geq \varepsilon_\pi \mathbb{I}(\theta' \in B(0, M)) \min \{ q(\theta, \theta'), q(\theta', \theta) \} \min \left\{ \bar{g}_{\theta'}(w'), \bar{g}_{\theta'}(w') \frac{w'}{\bar{w}} \right\} d\theta' dw', \end{aligned}$$

where

$$\varepsilon_\pi := \frac{\inf_{\theta: |\theta| \leq M} \pi(\theta')}{\sup_{\theta: |\theta| \leq M} \pi(\theta)} > 0,$$

by the assumption that π is bounded from above, and bounded away from zero on all compact sets. Since the proposal q is bounded away from zero on compact sets we also have that $\min \{ q(\theta, \theta'), q(\theta', \theta) \} \geq \varepsilon_q$ for $|\theta' - \theta| < 2M$ which ensures that

$$P((\theta, w), d\theta', dw') \geq \varepsilon_q \varepsilon_\pi \min \left\{ \bar{g}_{\theta'}(w'), \bar{g}_{\theta'}(w') \frac{w'}{\bar{w}} \right\} d\theta' dw'.$$

This can be rewritten as

$$P((\theta, w), d\theta', dw') \geq \varepsilon_q \varepsilon_\pi \mathbb{I}(\theta' \in B(0, M)) Z(\theta') \tilde{g}_{\theta'}(w) d\theta' dw'$$

with

$$Z(\theta) := \int \bar{g}_\theta(w) \min \left\{ 1, \frac{w}{\bar{w}} \right\} dw \leq 1,$$

and

$$\tilde{g}_\theta(w) = Z^{-1}(\theta) \bar{g}_\theta(w) \min \left\{ 1, \frac{w}{\bar{w}} \right\}.$$

Suppose now that for fixed M, \bar{w} we have

$$\inf_{\theta: |\theta| \leq M} Z(\theta) = 0,$$

which implies that there is a sequence $\theta_n \in B(0, M)$ such that $\lim_{n \rightarrow \infty} Z(\theta_n) = 0$. Since $B(0, M)$ is compact we can extract a convergent subsequence $\theta_{n_k} \rightarrow \bar{\theta} \in B(0, M)$ such that $\lim_{k \rightarrow \infty} Z(\theta_{n_k}) = 0$. By weak convergence, since $w \mapsto \min \{ 1, w/\bar{w} \}$ is bounded and continuous, we also have that

$$0 = \lim_{k \rightarrow \infty} Z(\theta_{n_k}) = \lim_{k \rightarrow \infty} \int \bar{g}_{\theta_{n_k}}(w) \min \left\{ 1, \frac{w}{\bar{w}} \right\} dw = \int \bar{g}_{\bar{\theta}}(w) \min \left\{ 1, \frac{w}{\bar{w}} \right\} dw.$$

Since $w \mapsto \min \{ 1, w/\bar{w} \}$ is strictly positive for $w > 0$, this implies that the support of $\bar{g}_{\bar{\theta}}$ is $\{0\}$ which is a contradiction, since in that case necessarily $\int \bar{g}_{\bar{\theta}}(w) w dw = 0 \neq 1$. Therefore we conclude that for all finite $M, \bar{w} > 0$, there exists $\varepsilon_Z(M, \bar{w}) > 0$ such that $Z(\theta) > \varepsilon_Z(M, \bar{w})$, for all $\theta \in B(0, M)$.

Therefore we obtain

$$P((\theta, w), d\theta', dw') \geq \varepsilon_Z \varepsilon_q \varepsilon_\pi \mathbb{I}(\theta' \in B(0, M)) \tilde{g}_{\theta'}(w) d\theta' dw',$$

which proves the result for $\epsilon_0 = \varepsilon_Z \varepsilon_q \varepsilon_\pi \text{vol}\{B(0, M)\}$ and $\nu(d\theta', dw') = \mathcal{U}(\theta' \in B(0, M)) \tilde{g}_{\theta'}(w)$.

Next we establish that the minorization condition (3) holds for \bar{P} , the coupled transition kernel defined by Algorithm 3, and C as defined above. Let the current states be $z := (\theta, w)$, $\tilde{z} := (\tilde{\theta}, \tilde{w}) \in C$ respectively. According to Algorithm 3 the next parameter states $\theta', \tilde{\theta}'$ will be sampled from $\mathfrak{Q}((\theta, \tilde{\theta}), d\theta', d\tilde{\theta}')$, the γ -coupling of $q(\cdot | \theta)$ and $q(\cdot | \tilde{\theta})$. This is the maximal coupling generated by the rejection sampler described in Jacob et al. [2017b]. If

the coupling is successful, that is $\theta' = \tilde{\theta}'$, then the algorithm samples $w' \sim \bar{g}_{\theta'}(\cdot)$, sets $\tilde{w}' = w'$ in which case we know by definition that $((\theta', w'), (\tilde{\theta}', \tilde{w}')) \in \mathcal{D}$ if the proposal (θ', w') is accepted since the same uniform is used in both acceptance steps. Therefore under the coupled transition kernel \bar{P} , writing $z := (\theta, w)$, $\tilde{z} := (\tilde{\theta}, \tilde{w})$, we have for $(z, z') \in C \times C$ that

$$\begin{aligned}
\bar{P}((z, z'), \mathcal{D}) &\geq \bar{P}\left((z, z'), \mathcal{D} \cap (B(0, M) \times \mathbb{R}^+)^2\right) \\
&= \iint_{\mathcal{D}_\theta \cap B(0, M)^2} \Omega((\theta, \tilde{\theta}), d\theta', d\tilde{\theta}') \int_{\mathbb{R}^+} \bar{g}_{\theta'}(w') \\
&\quad \int_{u=0}^1 \mathbb{I}\left[u \leq \min\left\{1, \frac{\pi(\theta') w'}{\pi(\theta) w}\right\}\right] \mathbb{I}\left[u \leq \min\left\{1, \frac{\pi(\theta') w'}{\pi(\tilde{\theta}) \tilde{w}}\right\}\right] du dw' \\
&= \iint_{\mathcal{D}_\theta \cap B(0, M)^2} \Omega((\theta, \tilde{\theta}), d\theta', d\tilde{\theta}') \int_{\mathbb{R}^+} \bar{g}_{\theta'}(w') \int_{u=0}^1 \mathbb{I}\left[u \leq \min\left\{1, \frac{\pi(\theta') w'}{\pi(\theta) w}, \frac{\pi(\theta') w'}{\pi(\tilde{\theta}) \tilde{w}}\right\}\right] du dw' \\
&= \iint_{\mathcal{D}_\theta \cap B(0, M)^2} \Omega((\theta, \tilde{\theta}), d\theta', d\tilde{\theta}') \int_{\mathbb{R}^+} \bar{g}_{\theta'}(w') \min\left\{1, \frac{\pi(\theta') w'}{\pi(\theta) w}, \frac{\pi(\theta') w'}{\pi(\tilde{\theta}) \tilde{w}}\right\} dw',
\end{aligned}$$

where we also used the fact that the proposal is symmetric by assumption. Continuing from the above inequality, letting $\mathcal{D}_\theta := \{(\theta, \tilde{\theta}) : \theta = \tilde{\theta}\}$ be the diagonal of $\Theta \times \Theta$ and $\varepsilon_\pi, \varepsilon_q$ and ε_Z be as above, we have that

$$\begin{aligned}
\bar{P}((z, z'), \mathcal{D}) &\geq \iint_{\mathcal{D}_\theta \cap B(0, M)^2} \Omega((\theta, \tilde{\theta}), d\theta', d\tilde{\theta}') \int_{\mathbb{R}^+} \bar{g}_{\theta'}(w') \min\left\{1, \varepsilon_\pi \frac{w'}{\bar{w}}, \varepsilon_\pi \frac{w'}{\underline{w}}\right\} dw' \\
&\quad \iint_{\mathcal{D}_\theta \cap B(0, M)^2} \Omega((\theta, \tilde{\theta}), d\theta', d\tilde{\theta}') \int_{\mathbb{R}^+} \bar{g}_{\theta'}(w') \min\{1, \varepsilon_\pi\} \min\left\{1, \frac{w'}{\bar{w}}\right\} dw' \\
&= \min\{1, \varepsilon_\pi\} \iint_{\mathcal{D}_\theta \cap B(0, M)^2} \Omega((\theta, \tilde{\theta}), d\theta', d\tilde{\theta}') Z(\theta') \int_{\mathbb{R}^+} \bar{g}_{\theta'}(w') dw' \\
&\geq \varepsilon_Z \varepsilon_\pi \iint_{\mathcal{D}_\theta \cap B(0, M)^2} \Omega((\theta, \tilde{\theta}), d\theta', d\tilde{\theta}') \\
&\geq \varepsilon_Z \varepsilon_\pi \int_{B(0, M)} \min\{q(\theta' | \theta), q(\theta' | \tilde{\theta})\} d\theta' \\
&\geq \varepsilon_Z \varepsilon_\pi \int_{B(0, M)} \varepsilon_q d\theta' \\
&= \varepsilon_Z \varepsilon_\pi \varepsilon_q \text{vol}(B(0, M)) > 0,
\end{aligned}$$

where we used the fact that in the γ -coupling, conditionally on the coupling succeeding, the variables are sampled from a density proportional to the minimum of their respective densities. This establishes that condition (3) holds with $C = B(0, M) \times [\underline{w}, \bar{w}]$ for any $M, \underline{w}, \bar{w}$.

Next we establish that \bar{P} is $\pi_{\mathcal{D}}$ -irreducible. Let $A \subset \mathcal{D}$ such that $\pi_{\mathcal{D}}(A) > 0$. For sets $A \subset \mathcal{D}$ we will write $A^{(1)}$ for the projection onto its first coordinate, that is if $A \subset \mathcal{D}$ then $A = A^{(1)} \times A^{(1)}$. We need to show that for any $z, \tilde{z} \in \mathcal{Z}$ there exists $n \geq 1$ such that $\bar{P}^n((z, \tilde{z}), A) > 0$. Notice that by construction if $(z, \tilde{z}) \in \mathcal{D}$ then $\bar{P}((z, \tilde{z}), dz', d\tilde{z}') = P(z, dz') \delta_{z'}(d\tilde{z}')$, that is the chain couples automatically from the diagonal and proceeds as the pseudo-marginal kernel P . Letting $z, \tilde{z} \in \mathcal{Z}$ and $n \geq 1$ we have

$$\begin{aligned}
\bar{P}^{n+1}((z, \tilde{z}), A) &\geq \iint_{\mathcal{D}} \bar{P}((z, \tilde{z}), dz', d\tilde{z}') \bar{P}^n((z', \tilde{z}'), A) \\
&= \iint_{\mathcal{D}_\theta} \Omega((\theta, \tilde{\theta}), d\theta', d\tilde{\theta}') \int_{\mathbb{R}^+} \bar{g}_{\theta'}(w') \min\left\{1, \frac{\pi(\theta') w'}{\pi(\theta) w}, \frac{\pi(\theta') w'}{\pi(\tilde{\theta}) \tilde{w}}\right\} dw' \int P^n((\theta', w'), A),
\end{aligned}$$

where we have provided a lower bound by considering the event where the joint chain couples in the first step and then moves to the set A in n steps. Continuing we have

$$\begin{aligned} \bar{P}^{n+1}((z, \tilde{z}), A) &\geq \int_{\Theta} \min \{q(\theta, \theta'), q(\tilde{\theta}, \theta')\} d\theta' \int_{\Theta} \frac{\min \{q(\theta, \theta'), q(\tilde{\theta}, \theta')\}}{\int_{\Theta} \min \{q(\theta, \theta'), q(\tilde{\theta}, \theta')\} d\theta'} \\ &\quad \int_{\mathbb{R}^+} \bar{g}_{\theta'}(w') \min \left\{ 1, \frac{\pi(\theta') w'}{\pi(\theta) w}, \frac{\pi(\theta') w'}{\pi(\theta) \tilde{w}} \right\} dw' \int P^n((\theta', w'), A^{(1)}) d\theta' \\ &= \int_{\Theta} \min \{q(\theta, \theta'), q(\tilde{\theta}, \theta')\} \int_{\mathbb{R}^+} \bar{g}_{\theta'}(w') \min \left\{ 1, \frac{\pi(\theta') w'}{\pi(\theta) w}, \frac{\pi(\theta') w'}{\pi(\theta) \tilde{w}} \right\} dw' \int P^n((\theta', w'), A^{(1)}) d\theta'. \end{aligned}$$

Therefore we have that

$$\begin{aligned} \sum_{n=0}^{\infty} 2^{-(n+1)} \bar{P}^{n+1}((z, \tilde{z}), A) &\geq \int_{\Theta} \min \{q(\theta, \theta'), q(\tilde{\theta}, \theta')\} \int_{\mathbb{R}^+} \bar{g}_{\theta'}(w') \min \left\{ 1, \frac{\pi(\theta') w'}{\pi(\theta) w}, \frac{\pi(\theta') w'}{\pi(\theta) \tilde{w}} \right\} dw' \\ &\quad \times \sum_{n=0}^{\infty} 2^{-(n+1)} \int P^n((\theta', w'), A^{(1)}) d\theta'. \end{aligned}$$

By Assumption 6 and Roberts and Tweedie [Theorem 2.2 1996] it easily follows that the exact algorithm is π -irreducible and aperiodic. Since by assumption we have $\varrho_{\text{PM}}(\theta, w) < 1$, we deduce from Andrieu and Roberts [Theorem 1 2009] that the kernel P is irreducible, hence π -irreducible. This further implies that

$$\sum_{n=0}^{\infty} 2^{-(n+1)} \int P^n((\theta', w'), B) > 0,$$

for all (θ', w') and sets B such that $\pi(B) > 0$ by Meyn and Tweedie [Proposition 4.2.1 2009]. Since by assumption $\pi(A^{(1)}) = \pi_{\mathcal{D}}(A) > 0$ the integrand above will be strictly positive on a set of non-vanishing Lebesgue measure whence \bar{P} is $\pi_{\mathcal{D}}$ -irreducible. Finally to establish aperiodicity first notice that by assumption and continuity of the measures defined by the densities $\bar{g}_{\theta}(\cdot)$, we have that $\pi(C) > 0$. Letting $\mathcal{D}_C := \{(z, \tilde{z}) \in \mathcal{D} : z \in C\}$ and following the steps proving Equation (4) we can establish that for some $\epsilon' > 0$

$$\inf_{z \in \mathcal{D}_C} \bar{P}(z, \mathcal{D}) \geq \epsilon',$$

and since $\pi(\mathcal{D}_C) > 0$ this proves the aperiodicity of \bar{P} .

A.5 Description of referendum survey data

We use data from the 13 wave internet survey study (as of June 2018) [Fieldhouse et al., 2018] comprising 68,625 respondents in total, with the number of respondents varying between waves. We first subset the data into those in the four annual waves 1, 4, 7 and 11 occurring between February and May of 2014-2017. Of these 7,729 answered either ‘Stay/remain in the EU’ or ‘Leave the EU’ to the question ‘If you do vote in the referendum on Britain’s membership of the European Union, how do you think you will vote?’ in each wave. We filter out those that answered ‘Don’t know’ to the question ‘How do you think the general economic situation in this country has changed over the last 12 months?’ reducing the sample by 5 respondents. Finally, we perform inference only on waves 1, 4, and 7, the waves prior to the EU referendum on 23rd June 2016. For simplicity, we do not take into account respondent weighting.