

T-optimal design for multivariate polynomial regression using semidefinite programming

Yuguang Yue · Lieven Vandenberghe ·
Weng Kee Wong

Received: date / Accepted: date

Abstract We consider T-optimal experiment design problems for discriminating multivariate polynomial regression models where the design space is defined by polynomial inequalities and the regression parameters are constrained to given convex sets. The original optimality criterion is reformulated as a convex optimization problem with a moment cone constraint. In the case of univariate regression models, an exact semidefinite representation of the moment cone constraint can be applied to obtain an equivalent semidefinite program. For general multivariate cases, we apply a moment relaxation technique and approximate the moment cone constraint by a hierarchy of semidefinite-representable outer approximations. When the relaxation hierarchy converges, the optimal discrimination design can be recovered from the optimal moment matrix, and its optimality confirmed by an equivalence theorem. The methodology is illustrated with several examples.

Keywords Approximate design · Convex optimization · Equivalence theorem · Moment relaxation

All authors gratefully acknowledge partial support from a grant from the National Institute of General Medical Sciences of the National Institutes of Health under Award Number R01GM107639. The content is solely the responsibility of the authors and does not necessarily represent the official views of the National Institutes of Health. Dr. Lieven Vandenberghe is also partially by a National Science Foundation grant 1509789.

Yuguang Yue
Department of Biostatistics, University of California, Los Angeles
E-mail: yuguang@utexas.edu

Lieven Vandenberghe
Department of Electrical Engineering, University of California, Los Angeles

Weng Kee Wong
Department of Biostatistics, University of California, Los Angeles

1 Introduction

In many scientific investigations, the underlying statistical model that drives the outcome of interest is not known. In practice, researchers may be able to identify a few plausible models for their problem and an early goal is to find a design to collect data optimally to identify the most appropriate model. Once this task is accomplished, one proceeds to the next phase of the scientific investigation, which may be to estimate parameters in the selected model or use the model for making statistical inferences, such as predicting values of the responses at selected regions. Alternatively, one performs model diagnostics after the data are collected and evaluates whether the model assumptions are valid. We propose a new method for finding an optimal design to discriminate among several multivariate polynomial regression models defined on a user-selected compact multi-factor design space \mathcal{X} and show that it is straightforward to implement our strategy.

Atkinson and Fedorov (1975a,b) were among the first to formulate a statistical framework for finding an optimal discrimination design when the class of plausible models consists of polynomials defined on a user-defined space. The outcome is univariate and continuous, and all errors are assumed to be normally distributed, each with mean zero and equal variance. Let $f(x)$ denote the vector with all the regression functions considered in the K different models. The mean response from Model i has the form $\theta_i^T f(x)$, where θ_i is a vector of regression coefficients constrained to lie in a known parameter set Θ_i . One of the formulations proposed by Atkinson and Fedorov (1975b) is to find a design

$$\xi^* = \arg \max_{\xi} \min_{\substack{j,k=1,\dots,K \\ j>k}} \min_{\theta_j \in \Theta_j, \theta_k \in \Theta_k} \mathbb{E}(\theta_j^T f(x) - \theta_k^T f(x))^2. \quad (1)$$

This optimal design maximizes the worst-case value of the mean squared pairwise difference between any two plausible models, regardless of the true regression coefficients in each of the submodels.

Our work tackles the optimization problem by reformulating (1) as a convex optimization problem with the moment matrix $M(\xi) = \mathbb{E}(f(x)f^T(x))$ as a factor and the expectation is with respect to the design. For univariate regressions, the cone of possible moment matrices $M(\xi)$ has an exact semidefinite representation Shohat and Tamarkin (1943). For multivariate polynomial regression, there is no efficient semidefinite representation of the moment cone Scheiderer (2016). For these situations, we use the moment-sum-of-square hierarchy to approximate the moment cone.

Our method has several advantages over current methods for discriminating several models. First, we do not need to assume a known true (null) model among the plausible models. Until recently, this assumption is required in the statistical literature on optimal discrimination design and is a frequent critique of the setup, see for example, Fedorov and Maljutov (1972); Atkinson and Cox (1974); Atkinson (1975a,b) and Duarte et al. (2015); our setup permits possible values of the parameters to belong to any convex sets Θ_j and not singleton

sets. Second, unlike some of the state-of-the-art algorithms that require the design space be discretized for finding an optimal design, our method does not require us to replace a continuous design space by a set of candidate design points. This is an important consideration because for high dimensional problems where we have several factors, methods based on discretizing the search space are likely to be slow. A third advantage of our method is that we do not require the number of support points in the optimal design be specified in advance. This contrasts with several mathematical programming, such as those in Duarte et al. (2015), where the semi-infinite programming algorithms finds the optimal design among a class of design with a fixed number of points. Fourth, our approach is flexible in that the design space can be defined by polynomial inequalities to more realistically capture the physical or cost constraints of the design problem. For example in mixture models, where the mean response is commonly modeled using Scheffé's, Becker's or Kasatkin's polynomial models Wong et al. (2015), our framework can directly incorporate polynomial constraints on the design space.

Section 2 describes the statistical background of experiment designs. Section 3 provides the formulation of the optimal discrimination design problem along with the exact representation of a special case, and introduces the hierarchy moment relaxation algorithm that includes moment relaxation theory, equivalence theorem and the solution extraction method. In Section 4, we provide six examples, some of which are specially selected to demonstrate that the algorithm generates the same optimal designs found by theory in the literature. Section 5 provides a summary and a brief discussion on the unpredictable properties of the optimal discrimination designs, some limitations of our approach and future direction of our work. In the appendix, we provide a sample Matlab code that we used to generate one of the optimal discrimination designs in this paper.

2 Background

An experimental design is optimal if it optimizes a given criterion over the set of all designs on the design space. The most common design criterion is D-optimality that seeks to minimize the determinant of the covariance matrix of the estimated parameters Fedorov (1972); Waterhouse et al. (2009); Duarte et al. (2018). Much less attention has been given to finding an optimal design that discriminates among competing models. The theoretical framework for experimental design for model discrimination using T-optimality was established in a series of papers by Fedorov and Maljutov (1972); Atkinson and Cox (1974); Atkinson (1975a) and Atkinson (1975b). The typical setup assumes that we want to discriminate between two parametric models, one of which is a fully known parameterized 'true model' and the other a 'test model' with unknown parameters. The T-optimal design maximizes the lack of fit sum of squares for the second model by maximizing the minimal lack of fit sum of squares arising from a set of plausible values of the unknown parameters.

Additional theoretical developments can be found in De Leon and Atkinson (1991); Dette (1994); Fedorov and Hackl (2012); Wiens (2009) and, Dette and Titoff (2009). Uciński and Bogacka (2005) proposed a generalized criterion for multi-response model and Carlos Monteiro Ponce de Leon (1993) gave a criterion for discriminating between binary outcome models. López-Fidalgo et al. (2007) extended the method to models where errors are not normally distributed. T-optimality has been applied to discriminate among polynomial models Dette et al. (2012), Fourier regression models Dette et al. (2003), MichaelisMenten kinetic models Atkinson and Cox (1974); Atkinson (2012) and dynamic systems described by sets of ordinary differential equations Uciniski (2004). Most recently, Dette et al. (2018) proposed an interesting and relatively easy method to find an optimal design to discriminate among semi-parametric models.

Finding a T-optimal is computationally complex because the design criterion is non-differentiable and the structure of the optimization problem has two or more layers of nested optimization. Consequently, formulae for T-optimal designs are only available for simple optimal discrimination design problems. Several algorithms were proposed to solve a T-optimal design problem. For example, the same set of authors proposed an algorithm, which is modified from the Wynn-Fedorov's algorithm Atkinson (1975a,b), and sequentially adds one or more points to the current design. Unrelated to previous methods, Duarte et al. (2015) proposed using semi-infinite programming to solve a two layer minimax optimization problem.

We focus on finding an optimal discrimination design problem under a concave criterion when we have a multivariate polynomial regression model on a compact, possibly non-convex, design space \mathcal{X} . We denote the mean response for each of the K possible by $\eta_1(x), \dots, \eta_K(x)$ and let $f(x)$ be the $p \times 1$ -vector of basis monomial functions of regressors with input factor x . The method is not restricted to monomials and can be readily extended to other polynomial basis functions.

The mean response functions for the K models are

$$\eta_j(x) = \theta_j^T f(x) + \epsilon_j, \quad j = 1, \dots, K,$$

where $\theta_j^T = [\theta_{j1}, \dots, \theta_{jp}]^T$ is the unknown parameter vector and $\epsilon_1, \dots, \epsilon_K$ are independent random noise, each with an identical standard Gaussian distribution with zero mean and unit variance. We assume that for the j^{th} model, there is a known set Θ_j that contains all the possible values of parameter $\theta_j, j = 1, \dots, K$, and all such sets are distinguishable.

Suppose we have resources to take N observations for our study and ξ is a design that takes p_i proportion of the N observations at the design point $x_i \in \mathcal{X}, i = 1, \dots, m$. We call such a design a continuous design and represent it by

$$\xi = \begin{pmatrix} x_1 & \cdots & x_m \\ p_1 & \cdots & p_m \end{pmatrix}.$$

The first row displays the support points of the design and the second row displays the proportion of observations to be taken at each of the support points.

Clearly $p_1 + \dots + p_m = 1$. In practice, the continuous design is implemented by first rounding each Np_i to an integer subject to the constraint that they sum to N . The advantages of working with continuous designs are that a unified theory exists for finding optimal continuous designs and there are algorithms that have been shown to converge to some optimal designs. Further, when the criterion is concave, there are equivalence theorems to confirm optimality of a design and simple analytical tools for checking proximity of the design to the optimum without knowing the optimum.

3 Solution via semidefinite optimization

3.1 Reformulation of the design problem

A T -optimal design maximizes the minimal distance among several possible polynomial models. Each of our regression models is defined on \mathcal{X} and can be represented as

$$\eta_j(x) = \theta_j^T f(x) + \epsilon_j, \quad j = 1, 2, \dots, K$$

$\theta_j \in \Theta_j, \epsilon_j \sim N(0, \sigma^2)$. The vector $f(x)$ is p -dimensional and contains the $p = C_n^{m+d} = (n+d)!/(n!d!)$ monomials of degree d or less in the n factors x . For each model, we are also given a set Θ_j of possible values of the parameter θ_j . The constraint $\theta_j \in \Theta_j$ may include the constraint that certain coefficients of θ_j are zero, i.e., the model j does not involve certain basis functions in $f(x)$. This allows us to simplify our notation and use the same vector of basis functions $f(x)$ for each model.

The $p \times p$ matrix

$$M(\xi) = \mathbb{E}f(x)f(x)^T = \int_{\mathcal{X}} f(x)f(x)^T \xi(dx)$$

is the moment matrix of the design ξ . Clearly, $M(\xi)$ is a linear function of ξ . In what is to follow, we write $M(\xi)$ as M and optimize it as a variable directly under a given criterion. The sought design is then recovered from the optimal M .

Given a design ξ , let $\Delta_{jk}(M)$ be the non-centrality parameter for the pair of models j and k defined by

$$\begin{aligned} \Delta_{jk}(M) &= \inf_{\theta_j \in \Theta_j, \theta_k \in \Theta_k} \mathbb{E}(\theta_j^T f(x) - \theta_k^T f(x))^2 \\ &= \inf_{\theta_j \in \Theta_j, \theta_k \in \Theta_k} (\theta_k - \theta_j)^T M (\theta_k - \theta_j). \end{aligned}$$

We note that the function $\Delta_{jk}(M)$ is concave in M because it is the pointwise infimum of a family of linear functions of M Boyd and Vandenberghe (2004). This holds without assumptions on the sets Θ_i and Θ_j but we will need to assume that these sets are convex later on for technical reason. The quantity Δ_{jk} represents the worst situation between model j and model k over all possible choices of the parameters in Θ_i and Θ_j . If there are two models,

the T-optimal design maximizes $\Delta_{jk}(M)$ over all designs ξ . If there are $K > 2$ models, there are $K(K-1)/2$ criteria, one for each pair of models. The problem can be reduced to a single-objective optimization problem by considering

$$\begin{aligned} & \underset{\xi}{\text{maximize}} && \min_{j>k} \Delta_{jk}(M) \\ & \text{subject to} && M \in \mathcal{M} \end{aligned} \quad (2)$$

where \mathcal{M} is the set of possible moment matrices M . Alternatively, we can maximize a weighted sum, as in

$$\begin{aligned} & \underset{\xi}{\text{maximize}} && \sum_{j>k} w_{jk} \Delta_{jk}(M) \\ & \text{subject to} && M \in \mathcal{M}, \end{aligned} \quad (3)$$

with nonnegative weights w_{jk} . Let

$$\delta_{\Theta}(x) = \begin{cases} 0 & x \in \Theta \\ +\infty & \text{otherwise} \end{cases}$$

be the indicator function of the closed and convex set Θ with a nonempty relative interior. We then use convex duality theory and derive an alternative expression for $\Delta_{jk}(M)$. The function $\Delta_{jk}(M)$ is the optimal value of the convex optimization problem

$$\begin{aligned} & \underset{u, \theta_j, \theta_k}{\text{minimize}} && u^T M u + \delta_{\Theta_j}(\theta_j) + \delta_{\Theta_k}(\theta_k) \\ & \text{subject to} && u = \theta_j - \theta_k \end{aligned} \quad (4)$$

with variables u, θ_j, θ_k . The Lagrangian for this problem is

$$L(u, \theta_j, \theta_k) = u^T M u + \delta_{\Theta_j}(\theta_j) + \delta_{\Theta_k}(\theta_k) + z^T (u - \theta_j + \theta_k)$$

and the dual function is the unconstrained infimum of L over u, θ_j, θ_k :

$$\begin{aligned} \inf_{u, \theta_j, \theta_k} L(u, \theta_j, \theta_k) &= \inf_u (u^T M u + z^T u) + \inf_{\theta_j} (\delta_{\Theta_j}(\theta_j) - z^T \theta_j) + \\ &\quad \inf_{\theta_k} (\delta_{\Theta_k}(\theta_k) + z^T \theta_k) \\ &= -\frac{1}{4} z^T M^{-1} z - \delta_{\Theta_j}^*(z) - \delta_{\Theta_k}^*(-z), \end{aligned}$$

where $\delta_{\Theta}^*(x)$ is the value of the support function of the set Θ at the point x . We recall from Rockafellar (1970) that the support function of a set C is defined as the conjugate of the indicator function, i.e.

$$\delta_C^*(y) = \sup_x (y^T x - \delta_C(x)) = \sup_{x \in C} (y^T x).$$

In the minimization of the Lagrangian we have assumed that M is invertible. If M is not invertible, the first term $z^T M^{-1} z$ in the expression for the dual

function should be interpreted as $+\infty$ if z is not in the range of M , and as $z^T M^+ z$ otherwise, where M^+ is the pseudo-inverse of M .

Accordingly, the dual problem is

$$\text{maximize}_z \quad -\frac{1}{4}z^T M^+ z - \delta_{\Theta_j}^*(z) - \delta_{\Theta_k}^*(-z) \quad (5)$$

with variable z , which can be further rewritten as

$$\begin{aligned} & \text{maximize}_{z,t} \quad -t - \delta_{\Theta_j}^*(z) - \delta_{\Theta_k}^*(-z) \\ & \text{subject to} \quad \begin{bmatrix} M & z \\ z^T & 4t \end{bmatrix} \succeq 0, \end{aligned} \quad (6)$$

with variables t and z . From convex duality theory, the problems (4) and (6) have the same optimal values. It follows that for fixed M the optimal value of (6) is also $\Delta_{jk}(M)$. However since the constraint is convex in M , we can jointly optimize over M , t , and z to maximize $\Delta_{jk}(M)$. This observation allows us to write problem (2) as

$$\begin{aligned} & \text{maximize}_{M, t_{jk}, z_{jk}} \quad \min_{j>k} (-t_{jk}) - \delta_{\Theta_j}^*(z_{jk}) - \delta_{\Theta_k}^*(-z_{jk}) \\ & \text{subject to} \quad \begin{bmatrix} M & z_{jk} \\ z_{jk}^T & 4t_{jk} \end{bmatrix} \succeq 0, \quad j < k \\ & \quad \quad \quad M \in \mathcal{M}, \end{aligned} \quad (7)$$

with variables M , t_{jk} and z_{jk} for $j < k$. A similar reformulation for problem (3) leads to

$$\begin{aligned} & \text{maximize}_{M, t_{jk}, z_{jk}} \quad -\sum_{j>k} w_{jk} t_{jk} - \delta_{\Theta_j}^*(z_{jk}) - \delta_{\Theta_k}^*(-z_{jk}) \\ & \text{subject to} \quad \begin{bmatrix} M & z_{jk} \\ z_{jk}^T & 4t_{jk} \end{bmatrix} \succeq 0, \quad j < k \\ & \quad \quad \quad M \in \mathcal{M}. \end{aligned} \quad (8)$$

In practice, the sets $\Theta_i, i = 1, \dots, K$ are often simple, and their support functions are easy to compute. The main difficulty in solving (7) and (8) is the moment constraint $M \in \mathcal{M}$, which is a set that is difficult to characterize efficiently even though it is a convex set. The set $M \in \mathcal{M}$ can only be described analytically in a few special cases. For example, for univariate polynomials, the set \mathcal{M} can be represented exactly by a set of semidefinite constraints, using classical results from moment theory. Consider, for example, $\mathcal{X} = [0, 1]$ and $f(x) = (1, x, \dots, x^p)$, the set \mathcal{M} is defined by two linear matrix inequalities

$$M = \begin{bmatrix} 1 & c_1 & c_2 & \cdots & c_p \\ c_1 & c_2 & c_3 & \cdots & c_{p+1} \\ c_3 & c_4 & c_5 & \cdots & c_{p+2} \\ \vdots & \vdots & \vdots & & \vdots \\ c_p & c_{p+1} & c_{p+2} & \cdots & c_{2p} \end{bmatrix} \succeq 0$$

and

$$\begin{bmatrix} c_1 - c_2 & c_2 - c_3 & \cdots & c_p - c_{p+1} \\ c_2 - c_3 & c_3 - c_4 & \cdots & c_{p+1} - c_{p+2} \\ \vdots & \vdots & & \vdots \\ c_p - c_{p+1} & c_{p+1} - c_{p+2} & \cdots & c_{2p-1} - c_{2p} \end{bmatrix} \succeq 0,$$

see, for example, Theorem 1.1 in Karlin and Studden (1966).

In other cases, one can resort to approximating \mathcal{M} by outer semidefinite approximations, using techniques that have been developed recently in semidefinite programming methods for polynomial optimization, see for example, Lasserre (2001, 2015). This is explained in more detail in the next section.

3.2 Moment relaxation

Except in special cases like the one discussed above, Scheiderer (2016) had proved that the moment cone is not semidefinite representable, i.e. it cannot be expressed as the projection of a linear section of the cone of positive semidefinite matrices. An important tool commonly used to find optimal designs for polynomial regression is the theory of moment relaxation introduced by Lasserre (2001, 2009). In what is to follow, we give a brief heuristic introduction of this concept. In particular, we illustrate how the complicated moment matrix constraint can be represented as semidefinite constraints after we introduce some additional and necessary notation.

3.2.1 Truncated moment cone

Let $x^\alpha := x_1^{\alpha_1} \cdots x_n^{\alpha_n}$ be a monomial with $\alpha = (\alpha_1, \dots, \alpha_n) \in \mathbb{N}^n$ and let $\mathcal{M}_+(\mathcal{X})$ be the set of nonnegative Borel measures supported on \mathcal{X} .

Given a nonnegative Borel measure ξ with support on \mathcal{X} ,

$$y_\alpha = \int_{\mathcal{X}} x^\alpha d\xi \quad (9)$$

is the moment of order α of ξ . Let $\mathbf{y} = (y_\alpha)_{\alpha \in \mathbb{N}^n}$ be the moment sequence of ξ and for a pre-selected positive integer d , let $\mathbf{y}_d = (y_\alpha)_{|\alpha| \leq 2d}$ be the truncated sequence that includes the elements corresponding to $|\alpha| \leq 2d$, where $|\alpha| = \sum_{i=1}^n \alpha_i$. For brevity, we write \mathbf{y}_d simply as \mathbf{y} when the truncated degree is $2d$, and add a special subscript when truncated degree is different. The moment matrix of a polynomial regression model with n factors in \mathcal{X} and highest degree d is a one to one map to the set

$$\mathbf{C}_{2d}(\mathcal{X}) := \{\mathbf{y} \in \mathbb{R}^q : \exists \xi \in \mathcal{M}_+(\mathcal{X}) \text{ s.t. } y_\alpha = \int_{\mathcal{X}} x^\alpha \xi(dx)\},$$

with $q = C_n^{n+2d}$, which is a set of moment sequences. Here is a simple example. Suppose we have $n = 2$ factors with highest degree $d = 1$. The moment

sequence is a vector with $C_2^4 = 6$ elements and the moment matrix has the form

$$M(\xi) = \begin{pmatrix} y_{(0,0)} & y_{(1,0)} & y_{(0,1)} \\ y_{(1,0)} & y_{(2,0)} & y_{(1,1)} \\ y_{(0,1)} & y_{(1,1)} & y_{(0,2)} \end{pmatrix}.$$

Notice that $M(\xi)$ is the same as M in section 3.1, where we now denote it as a function of ξ to emphasize its relationship with designs. The matrix is symmetric and is determined by the six elements in the vector $\mathbf{y} = [y_{(0,0)}, y_{(1,0)}, y_{(0,1)}, y_{(2,0)}, y_{(1,1)}, y_{(0,2)}]$. Therefore, each moment matrix is uniquely defined by a moment sequence, and we denote it as $M_d(\mathbf{y})$, where d is the highest degree of factors.

3.2.2 Approximate moment cone by semidefinite cone

We constrain the design space \mathcal{X} by a set of inequalities constraints to use the hierarchy approximation method. Let $g_j(x)$ be given polynomials of degree d_j and let

$$\mathcal{X} := \{x \in \mathbb{R}^n : g_j(x) \geq 0, j = 1, \dots, m\}.$$

Given d , we define a localizing matrix for a given multivariate polynomial $f(x) = \sum_{|\alpha| \leq 2s} f_\alpha x^\alpha$ of degree $2s$ by a sequence $\mathbf{y}_s = (y_\alpha)_{|\alpha| \leq (2d+2s)}$. The entry correspond to (α, β) of this localizing matrix $M_d(f\mathbf{y}_s)$ has the form $\sum_{|\gamma| \leq 2s} f_\gamma y_{\gamma+\alpha+\beta}$.

By Putinar's theorem (Lasserre 2009), a moment cone can be approximated by a hierarchy of semidefinite cones. Given g_j as described above, let $v_j = \lceil d_j/2 \rceil$, $1 \leq j \leq m$, $q = C_n^{n+2d}$, $v = C_n^{n+2(d+\tau)}$ and $\tau \in \mathbb{N}$ is a pre-selected relaxation order. Define

$$\begin{aligned} \mathbf{C}_{2(d+\tau)}^{SDP}(\mathcal{X}) := \{ \mathbf{y} \in \mathbb{R}^q : \exists \mathbf{y}_\tau \in \mathbb{R}^v \text{ s.t. } (\mathbf{y}_\tau)_{|\alpha| \leq 2d} = \mathbf{y}, M_{d+\tau}(\mathbf{y}_\tau) \succeq 0, \\ M_{d+\tau-v_j}(g_j \mathbf{y}_\tau) \succeq 0, \forall j \}, \end{aligned} \quad (10)$$

where $\mathbf{y}_\tau = (y_\alpha)_{|\alpha| \leq (2d+2\tau)}$ and $(\mathbf{y}_\tau)_{|\alpha| \leq 2d}$ is a vector composed of the elements in \mathbf{y}_τ corresponding to $|\alpha| \leq 2d$. Because $\mathbf{C}_{2d}(\mathcal{X}) \subseteq \mathbf{C}_{2(d+\tau)}^{SDP}(\mathcal{X})$, this approach is called an outer approximation. By De Castro et al. (2017a), $\mathbf{C}_{2d}(\mathcal{X}) \subseteq \dots \subseteq \mathbf{C}_{2(d+1)}^{SDP}(\mathcal{X}) \subseteq \mathbf{C}_{2d}^{SDP}(\mathcal{X})$ and the hierarchy converges, which means that $\mathbf{C}_{2d}(\mathcal{X}) = \overline{\cap_{\tau=0}^{\infty} \mathbf{C}_{2(d+\tau)}^{SDP}(\mathcal{X})}$. In what is to follow, we now use this fact and develop a semidefinite programming approximation scheme for the moment cone constraint problem. We first rewrite our optimization problem as

$$\begin{aligned} & \underset{\mathbf{y}, t_{jk}, z_{jk}}{\text{maximize}} && \min_{j>k} (-t_{jk}) - \delta_{\Theta_j}^*(z_{jk}) - \delta_{\Theta_k}^*(-z_{jk}) \\ & \text{subject to} && \begin{bmatrix} M_d(\mathbf{y}) & z_{jk} \\ z_{jk}^T & 4t_{jk} \end{bmatrix} \succeq 0, \quad j < k \\ & && \mathbf{y} \in \mathbf{C}_{2d}(\mathcal{X}), \quad y_0 = 1. \end{aligned} \quad (11)$$

By Theorem 4.3 in De Castro et al. (2017a), constraint (11) can be approximated by a series of semidefinite constraints defined as (10). When the relaxation order $\tau \rightarrow \infty$, the optimization problem (11) is equivalent to

$$\begin{aligned} & \underset{\mathbf{y}, t_{jk}, z_{jk}}{\text{maximize}} && \min_{j > k} (-t_{jk}) - \delta_{\Theta_j}^*(z_{jk}) - \delta_{\Theta_k}^*(-z_{jk}) \\ & \text{subject to} && \begin{bmatrix} M_d(\mathbf{y}) & z_{jk} \\ z_{jk}^T & 4t_{jk} \end{bmatrix} \succeq 0, \quad j < k \\ & && \mathbf{y} \in \mathbf{C}_{2(d+\tau)}^{SDP}(\mathcal{X}), \quad y_0 = 1, \end{aligned} \quad (12)$$

which is a semidefinite programming problem with respect to \mathbf{y} .

In practice, it may not be clear whether a certain relaxation has achieved convergence or not. This is especially so in high-dimensional problems, where it may be hard to discern whether the current relaxation is enough or a still further higher relaxation is needed. In latter case, greater computational effort is required to handle the additional variables and the larger moment matrix. When the criterion is convex, we resort to an equivalence theorem based on the duality theorem, to check whether a design is globally optimal or not. Each convex criterion leads to an equivalence theorem and all such theorems have the same form and requirements. A plot is then constructed to check the design optimality and subsection 3.4 displays some of these methods.

3.3 Solution extraction

The solution extraction problem is an \mathcal{A} -truncated X -Moment problem studied by Nie (2014). It concerns whether a given vector $\mathbf{y}_{\mathcal{A}}$ admits an atomic measure μ in \mathcal{X} . The problem can be proposed as one of finding an atomic measure μ that satisfies the constraints:

$$\int_{\mathcal{X}} x^\alpha \mu(dx) = y_\alpha \quad \forall \alpha \in \mathcal{A},$$

where \mathcal{A} is a finite set indicating the power set of the vector $\mathbf{y}_{\mathcal{A}} = (y_\alpha)_{\alpha \in \mathcal{A}} \subset \mathbb{N}^n$.

From Nie (2014) and De Castro et al. (2017a), the optimal design ξ can be obtained by solving a hierarchy of \mathcal{A} -truncated X -Moment problems given by

$$\begin{aligned} & \underset{\mathbf{y}_r \in \mathbb{R}^{C_n^{n+2(d+r)}}}{\text{minimize}} && \text{trace}(M_{d+r}(\mathbf{y}_r)) \\ & \text{subject to} && M_{d+r}(\mathbf{y}_r) \succeq 0 \\ & && M_{d+\tau-v_j}(g_j \mathbf{y}_r) \succeq 0, \quad j = 1, \dots, m \\ & && (\mathbf{y}_r)_{|\alpha| \leq 2d} = \mathbf{y}^* \end{aligned} \quad (13)$$

where $v_j = \lceil d_j/2 \rceil$, \mathbf{y}^* is the optimal value from (12) and r is another user-selected relaxation order larger than τ . Let $v = \max_j v_j$, and we increase the

value of r by one each time until a solution \mathbf{y}_r^* of (13) that satisfies the rank condition

$$\text{rank } M_{d+r}(\mathbf{y}_r^*) = \text{rank } M_{d+r-v}(\mathbf{y}_r^*)$$

is found. Nie (2014) proved that when \mathbf{y}^* is a moment vector, the rank condition will definitely be satisfied when r is large enough. After \mathbf{y}_r^* is obtained, we apply the methods in De Castro et al. (2017b) to extract the support points of the optimal design.

3.4 Equivalence theorem

When the objective function to optimize is a convex function, an equivalence theorem may be used to check whether a given design is a global optimum. Each convex functional has a unique equivalence theorem but they have the same form in terms of an inequality. The sensitivity function is the directional derivative of the convex functional in the direction of a degenerate design at the point x and evaluated at the optimum. It depends on the design under investigation and the number of factors in the design problem. When the design space is an interval with one factor, the sensitivity function is univariate and so it can be easily plotted on the design space for a visual appreciation. The equivalence theorem asserts that if a design is optimum, its sensitivity function is non-positive for all points in the design space and has the same peaks at the support points of the optimal design. For example, when we have one factor and the vector of regression functions $f(x)$ has k linearly independent components with homoscedastic errors, the equivalence theorem for D -optimality states the design ξ_D is D -optimal among all designs on \mathcal{X} if and only if $f^T(x)M(\xi_D)^{-1}f(x) \leq k$ for all $x \in \mathcal{X}$. In this case, the equivalence theorem is closely related to *Christoffel polynomials*, Hess (2017).

To discriminate between two models using T-optimality, a direct calculation shows the criterion is proportional to the non-centrality parameter defined in subsection 3.1, which is

$$\Phi(\xi) = \min_{\theta_{12}} \theta_{12}^T M(\xi) \theta_{12} = \theta_{12}^{*T} M(\xi) \theta_{12}^*$$

where $\theta_{12} = \theta_1 - \theta_2$ and $M(\xi) = \mathbb{E}f(x)f(x)^T = \int_{\mathcal{X}} f(x)f(x)^T \xi(dx)$. Manifestly, the function $\Phi(\xi)$ is a concave function of ξ over the set of all designs on \mathcal{X} . If ξ^* is the optimal discrimination design and ξ' is the degenerate design at the point x near the optimum ξ^* , we have

$$\frac{\partial}{\partial \alpha} \{\theta_{12}^{*T} M[(1-\alpha)\xi^* + \alpha\xi'] \theta_{12}^*\}_{\alpha=0} \leq 0.$$

This implies that

$$\theta_{12}^{*T} M(\xi') \theta_{12}^* \leq \Delta(\xi^*),$$

where $\Delta(\xi^*) = \theta_{12}^{*T} M(\xi^*) \theta_{12}^*$ is the optimal value. If we let $\phi(x, \xi^*) = \{\eta_1(x, \theta_1^*) - \eta_2(x, \theta_2^*)\}^2$, the equivalence theorem states that ξ^* is the optimal discrimination design if and only if

$$\phi(x, \xi^*) \leq \Delta(\xi^*) \quad \text{for } x \in \mathcal{X}, \quad (14)$$

with equality at the support points of the T-optimal design.

For a design with several competing models, the equivalence theorem is a straightforward generalization of that for discriminating between two models Atkinson (1975a). If there is only one closest distance between different combinations of models and this occurs, say, between the null model and model k , then the equivalence theorem becomes

$$\phi_k(x, \xi^*) \leq \Delta(\xi^*)$$

where $\phi_k(x, \xi^*) = \{\eta_t(x) - \eta_k(x, \theta_k^*)\}^2$ with equality at the support points of the optimal design. For design problems where there are multiple points in the parameter space that achieve the smallest distance, this situation appears rare and will be certainly more complicated to check optimality, see Theorem 1 in Atkinson (1975b).

Notice that in our above discussion, we only need the optimal moment matrix $M(\xi^*)$ to obtain both $\Delta(\xi^*)$ and θ_{jk}^* to use the equivalence theorem to confirm optimality of a design, which saves us from extracting solution when the relaxation is not enough for semidefinite approximation mentioned in (12).

4 Examples

We provide several examples to demonstrate our proposed methodology. Some of the examples are selected to show our algorithm provides the same T-optimal designs reported in the literature and others to show our methodology is more flexible or efficient than current methods.

Convex optimization has been studied for decades and has many modeling tools and solvers to solve convex optimization problems efficiently. There are two classes of optimization softwares, one class serves as modeling tools and the other serves as solvers. Several modeling tools for convex problems are available for academic use and they include CVX (Grant et al. 2008), YALMIP (Lofberg 2004), CVXPY (Diamond and Boyd 2016), PICOS (Sagnol 2012), LMI Lab (Gahinet et al. 1994), ROME (Goh and Sim 2011) and AIMMS (Bisschop 2006). Both CVX and YALMIP can directly call popular solvers for SDP and they include Mosek (ApS 2017), SeDuMi (Sturm 1999), SDPT3 (Toh et al. 1999), etc.

4.1 Numerical Examples

We now apply the moment relaxation method to solve T-optimal design problems for a variety of situations. All of the examples are modeled by GloptiPoly3

Henrion et al. (2009) and YALMIP, and solved by MOSEK 7 or SeDuMi 1.3 in the MATLAB 2014a environment. For each example, we list the experiment results in Table 1, including the dimension of the design space, i.e. the number of factors x , the optimal value of the design criterion, CPU time for solving the problem, number of unknown parameters in the problem, number of support points of the optimal discrimination design and the optimal design.

We present six examples with various setups to illustrate flexibility of our approach and its advantages over current methods. Except for one case, all factors are restricted to the design interval $[-1, 1]$. Our examples include incomplete polynomial models, different numbers of factors in the models up to 7 and discrimination among two or three polynomial models. Some examples do not require the null model be completely specified and allows for different levels of uncertainty for each unknown coefficient in the polynomial mean function.

The first two univariate examples are selected from Duarte et al. (2015), from which we can see our algorithm is faster and more accurate. Example 3 concerns an optimal design discrimination problem for two models, where possible values for the coefficients in each model are confined to a user-specified region. Example 4 and Example 5 aim to show different solvers may be more appropriate for different situations. Example 6 is an optimal design discrimination problem for three competing models. Notice that we have listed models as η_1 , η_2 and η_3 but this numbering is arbitrary as there is little difference whether one model is labelled first or not.

Example 1: This problem has one factor and the two mean functions have degrees up to 2.

$$\eta_1 = 1 + x + x^2$$

$$\eta_2 = \theta_{20} + \theta_{21}x$$

$$\mathcal{X} = [-1, 1], \Theta_2 \in [0, 4]^2.$$

Example 2: This problem has one factor and the two mean functions have degrees up to 5.

$$\eta_1 = 1 + x + x^2 + x^3 + x^5$$

$$\eta_2 = \theta_{20} + \theta_{21}x + \theta_{22}x^2 + \theta_{23}x^3$$

$$\mathcal{X} = [-1, 1], \Theta_2 \in [0, 4]^4.$$

Duarte et al. (2015) applied semi-infinite programming method to find the optimal discrimination design by searching among designs with a predetermined number of points. This number is usually taken to be equal to the number of parameters in the model plus 1, which is 5 in this case. They found the optimal designs to be two asymmetric designs, and both of them have sensitivity functions that showed they do not fully satisfy the equivalence theorem, suggesting that the generated designs are not optimal. Table 1 shows the optimal design has 6 points symmetric about 0. We note that both models have the missing term x^4 in their mean functions and so they are incomplete models discussed in Dette et al. (2012) and Atkinson (2010).

Example 3: This problem has two factors and the two mean functions have degrees up to 2. Both the null and alternative model have unknown coefficients in the polynomial models.

$$\begin{aligned}\eta_1 &= \theta_{10} + \theta_{11}x_1 + \theta_{12}x_2 + \theta_{13}x_1^2 \\ \eta_2 &= \theta_{20} + \theta_{21}x_1 + \theta_{22}x_2 + \theta_{23}x_1^2 + \theta_{24}x_2^2 + \theta_{25}x_1x_2 \\ \mathcal{X} &= [0, 4] \times [-1, 1], \Theta_1 \in [0, 4]^4, \Theta_2 \in [0, 2]^4 \times [1, 4]^2.\end{aligned}$$

Unlike the first two examples, the null model in this example is not fully specified or assumed to be known in advance. The parameter spaces of θ_{24} and θ_{25} do not include 0 so that the two models are not identical; otherwise, the two models are indistinguishable. This example also shows the flexibility of our methodology, where the one of the design spaces is no longer $[-1, 1]$ and the parameter spaces for the various model parameters are different, and neither of the models is fully specified. The left panel in Figure 1 shows the sensitivity function of the design found by GloptiPoly3 is bounded above by the optimal value of the original problem with equality at the support points of the design reported on the 3rd floor of Table 1. We observe that the sensitivity function peaks at the support points of the generated design and so confirms its optimality.

Example 4: The problem has 3 factors and the null model is fully specified with some two factor interactions and the three factor interaction term.

$$\begin{aligned}\eta_1 &= 1 + x_1 + x_2 + x_3 + x_1^2 + x_2^2 + x_3^2 + x_1x_2^2 + x_1x_2x_3 \\ \eta_2 &= \theta_{20} + \theta_{21}x_1 + \theta_{22}x_2 + \theta_{23}x_3 + \theta_{24}x_1^2 + \theta_{25}x_2^2 + \theta_{26}x_3^2 \\ \mathcal{X} &= [-1, 1]^3, \Theta_2 \in [0, 4]^7.\end{aligned}$$

We solve this optimal discrimination design using *SeDuMi*. *SeDuMi* provides the solution quickly and precisely. When models have multiple factors, it is not easy to display and appreciate the properties of the sensitivity function of a design over the whole high dimensional design space. One option is to discretize the design space into a set of fine grid points and number them arbitrarily with indices. For example, the right panel of Figure 1 shows the sensitivity function of the generated design for Example 4 in a 2-D plot, which is constructed by plotting the values of the sensitivity function versus the indices from the grid points. The set of grid points can be obtained by dividing each of the 3 design spaces into say 11 uniformly spaced points, and then combine them together to form a discretized design space with 11^3 triplets of (x_1, x_2, x_3) . We next number them and give each an index and evaluate the sensitivity function at every index. We then order each index on the horizontal and plot the sensitivity function versus the ordered indices to confirm whether the number of peaks is equal to the number of support points in the generated design and the peaks correspond to the indices that match the support points of the design. With many support points, such a plot can get crowded and become problematic to check for optimality visually. MATLAB is particularly suited for this purpose. First, it numbers the grid points automatically in a systematic fashion so that tracing the indices to the actual support points is easier. Second, after the plot is constructed, MATLAB allows one to zoom into areas where the peaks seem to occur; if the design is optimal, many so called

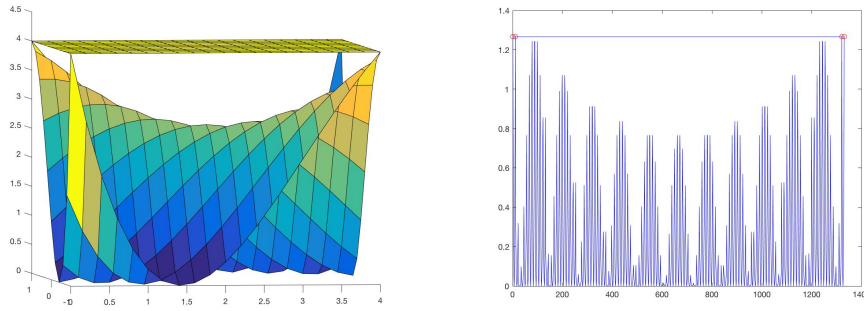


Fig. 1 Plots of the sensitivity functions of the two designs found by our algorithm for Example 3 with two factors (left) and Example 4 with three factors (right). Both plots confirm the optimality of the designs.

peaks fall off as one zooms in and reveal that the number of peaks should equal to the number of support points at the right indices. We employ such a strategy to check optimality in this and other examples with multiple factors.

Example 5: This example has seven factors. The null model is fully specified with complete first and second order terms and all pairwise interaction terms. The alternative model is the same but without any interaction terms.

$$\begin{aligned}\eta_1 &= 1 + x_1 + \cdots + x_7 + x_1^2 + x_1x_2 + \cdots + x_6x_7 + x_7^2 \\ \eta_2 &= \theta_{20} + \theta_{21}x_1 + \theta_{22}x_2 + \theta_{23}x_3 + \theta_{24}x_4 + \theta_{25}x_5 + \theta_{26}x_6 + \theta_{27}x_7 + \theta_{28}x_1^2 + \\ &\quad \theta_{29}x_2^2 + \theta_{2,10}x_3^2 + \theta_{2,11}x_4^2 + \theta_{2,12}x_5^2 + \theta_{2,13}x_6^2 + \theta_{2,14}x_7^2 \\ \mathcal{X} &= [-1, 1]^7, \Theta_2 \in [0, 4]^{15}.\end{aligned}$$

In this example, the smallest rank relaxation does not work and we have to resort to using higher order relaxation, including and up to relaxation order of magnitude 2, and *Mosek* only takes several minutes to complete the extraction process and produce a solution. We observe that when the null model only involves first order terms and the alternative model has up to second order interactions, the optimal design has equal and heavier weights at the two extreme endpoints, at $(1, 1, 1, 1, 1, 1, 1)$ and $(-1, -1, -1, -1, -1, -1, -1)$. The remaining weights are equally distributed among 70 other points, all with elements either equal to 1 or -1 . We did not display this design in the table because it is both time and space consuming to list all the 72 support points and their weights. Figure 2 shows the indices of the support points and their weights.

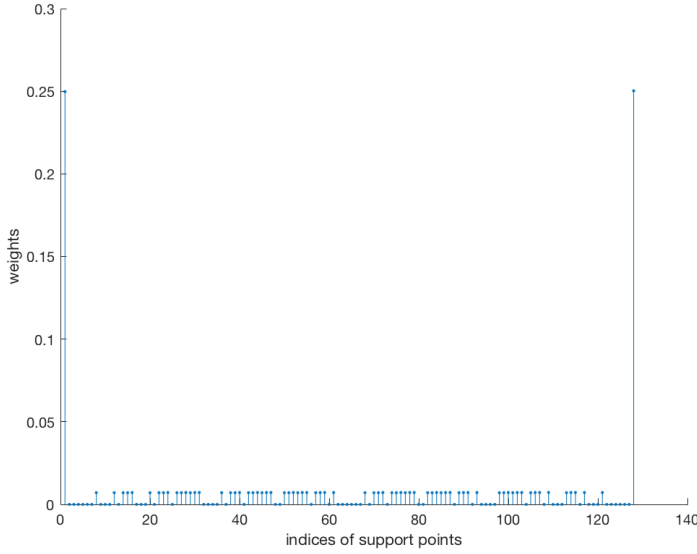


Fig. 2 The optimal discrimination design found from our algorithm for Example 5 has 72 points with much of the weights at the two extreme points $(1,1,1,1,1,1,1)$ and $(-1,-1,-1,-1,-1,-1,-1)$ in the 7-dimensional design space.

Example 6: This example has three models for discrimination. The null model is fully specified and has 3 factors up to order 2 with all pairwise interaction terms. The other 2 alternative models are additive; one has only first order terms and the other has up to second order terms.

$$\begin{aligned}\eta_1 &= 1 + x_1 + x_2 + x_3 + x_1^2 + x_1x_2 + x_1x_3 + x_2^2 + x_2x_3 + x_3^2 \\ \eta_2 &= \theta_{20} + \theta_{21}x_1 + \theta_{22}x_2 + \theta_{23}x_3 \\ \eta_3 &= \theta_{30} + \theta_{31}x_1 + \theta_{32}x_2 + \theta_{33}x_3 + \theta_{34}x_1^2 + \theta_{35}x_2^2 + \theta_{36}x_3^2 \\ \mathcal{X} &= [-1, 1]^3, \Theta_2 \in [1, 2]^4, \Theta_3 \in [1, 2]^7.\end{aligned}$$

From this example, we can also observe that our algorithm can not only solve the classical problem where the ‘true model’ has known parameters and the ‘test model’ has unknown parameters, but it can also compare two models with uncertain parameters. Specifically, this example with three possible models can be solved by comparing three times the three two by two models at the same time and choose the model with the smallest optimal value because we aim to maximize the minimal distance. We note that when we compare η_2 and η_3 , we are comparing two models with both unknown parameters.

In this example, the optimal design has equal distances between η_1 , η_3 and between η_2 and η_3 . More specifically, under the optimal design, the distance between η_1 and η_3 is 4, while that between η_1 and η_2 is 13, and between η_2 and η_3 is 4. Noticing that the optimal $\theta_{34}^* = \theta_{35}^* = \theta_{36}^* = 1$ when comparing model 2 and 3, this makes sense since between η_1 and η_3 their differences are in the second order interactions and the differences between η_2 and η_3 is only

Table 1 Features of the Discrimination Design Problems and Optimal Designs for Examples 1-6 in the order listed below

Number of factors	Number of parameters	CPU time (sec)	Number of support points	T-optimal discrimination design	Optimal criterion value
1	2	0.89	3	$\begin{pmatrix} -1 & 0 & 1 \\ 0.25 & 0.5 & 0.25 \end{pmatrix}$	0.25
1	4	1.11	6	$\begin{pmatrix} -1 & -0.809 & -0.309 & 0.309 & 0.809 & 1 \\ 0.099 & 0.198 & 0.199 & 0.200 & 0.202 & 0.101 \end{pmatrix}$	0.004
2	4,6	0.85	4	$\begin{pmatrix} 0 & 0 & 4 & 4 \\ -1 & 1 & -1 & 1 \\ 0.25 & 0.25 & 0.25 & 0.25 \end{pmatrix}$	4
3	7	1.02	8	$\begin{pmatrix} -1 & 1 & -1 & 1 \\ -1 & -1 & 0.5 & 0.5 \\ -1 & -1 & -1 & -1 \\ 0.1253 & 0.1253 & 0.1251 & 0.1251 \\ -1 & 1 & -1 & 1 \\ -0.5 & -0.5 & 1 & 1 \\ 1 & 1 & 1 & 1 \\ 0.1249 & 0.1249 & 0.1247 & 0.1247 \end{pmatrix}$	1.26
7	15	734	72	See Figure 2	144
3	4,7	3.98	8	$\begin{pmatrix} -1 & -1 & 1 & -1 \\ -1 & -1 & -1 & 1 \\ -1 & 1 & -1 & -1 \\ 0.2779 & 0.0555 & 0.0554 & 0.0554 \\ 1 & -1 & 1 & 1 \\ -1 & 1 & 1 & 1 \\ 1 & 1 & -1 & 1 \\ 0.1112 & 0.1112 & 0.1112 & 0.2221 \end{pmatrix}$	4

in the second order terms of the factors. Since there are no differences among those factors, it is reasonable that their interactions and their own second order terms have same effects.

Figure 3 shows the directional derivative of the criterion evaluated at the optimal design. To show that there are exactly 8 design points in each plot, we discretize the space fairly sparse so that the design points can be observed clearly on the plots. In this case, we only sample 5 points uniformly from x_1, x_2 and x_3 to make the plot clear. However, when we ascertain optimality of a design using the equivalence theorem in practice, we need to discretize the space as dense as possible to verify that the sensitivity function has the same peak values at its support points. There are two plots because there are two competing pairs of models in this example with the same minimal distance. Accordingly, the equivalence theorem requires that we require two sensitivity plots to confirm optimality of the optimal discrimination design. Figure 3 confirms that the generated design shown in Table 1 line 6 satisfies the equivalence theorem and so the design is optimal for discriminating among the 3 models in the problem.

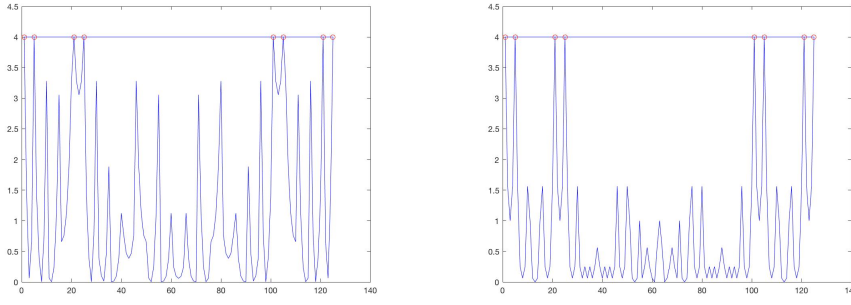


Fig. 3 Plots of sensitivity functions of designs found by our algorithm for Example 6; the left panel is that from the optimal design for discriminating between model 1 and model 3 and the right panel is for discriminating between model 2 and model 3. Both are plotted against a set of discretized points from the design space and they confirm the optimality of the generated designs for this 3-factor experiment with 3 possible mean functions.

5 Discussion

In this paper, we reformulate the widely used T-optimality criterion for discriminating between 2 or more multi-factor polynomial models and find the optimal discrimination design by the semidefinite relaxation method. Our experiments use a state-of-the-art software *Gloptipoly3* developed by Dr. Henrion and our experience is that the software typically runs up to a hundred times faster than existing algorithms when there are two models to discriminate; for example, see the CPU times in Duarte et al. (2015).

Our algorithm is also more general in that (i) it is applicable to discriminating three or more models defined on a multi-dimensional design space with polynomial constraints, (ii) it allows the coefficient in each of the polynomial mean functions has different range spaces, (iii) the null model needs not be completely specified, (iv) it does not require the design space to be discretized, (v) the user does not have to specify the number of support points of the optimal design in advance, and (vi) our method is able to solve optimal discrimination design problem that other methods cannot (Example 2). We also provide guidelines for the user to determine whether the relaxation method is sufficiently accurate by using an equivalence theorem to verify optimality of the generated design.

We emphasize that optimal designs sought here are very difficult to study analytically and they have interesting properties. We provide two illustrations with claims on optimality that we have verified using the equivalence theorems. First, suppose we change the uncertainty regions for the model parameters in Example 5 from $[0, 4]^{14}$ to $[0, 2]^{14}$. The generated T -optimal design is equally supported at two points at $(1, 1, 1, 1, 1, 1, 1)$ and $(-1, -1, -1, -1, -1, -1, -1)$. Second, if we change η_2 in Example 5 to

$$\eta_2 = \theta_{20} + \theta_{21}x_1^2 + \theta_{22}x_2^2 + \theta_{23}x_3^2 + \theta_{24}x_4^2 + \theta_{25}x_5^2 + \theta_{26}x_6^2 + \theta_{27}x_7^2, \quad \Theta_2 \in [0, 4]^8,$$

the resulting T -optimal design has a weight of 0.5 at the point $(1, 1, 1, 1, 1, 1, 1)$, and the rest of the weights is equally supported at 35 points. The point $(-1, -1, -1, -1, -1, -1, -1)$ which was a support point for the original problem is no longer a support point. Figure 4 shows the locations and the weight distribution of the T -optimal discrimination design for this case with the modified η_2 . In either of these cases, we were unable to provide an intuitive explanation for the unexpected change in the structure of the T -optimal design. Figure 5 displays the sensitivity function of the design for our second modified example which has 36 support points. The left panel uses a dense grid to show there is no violation in general, and the right panel uses a sparse grid to show more clearly that there are 36 support points in total.

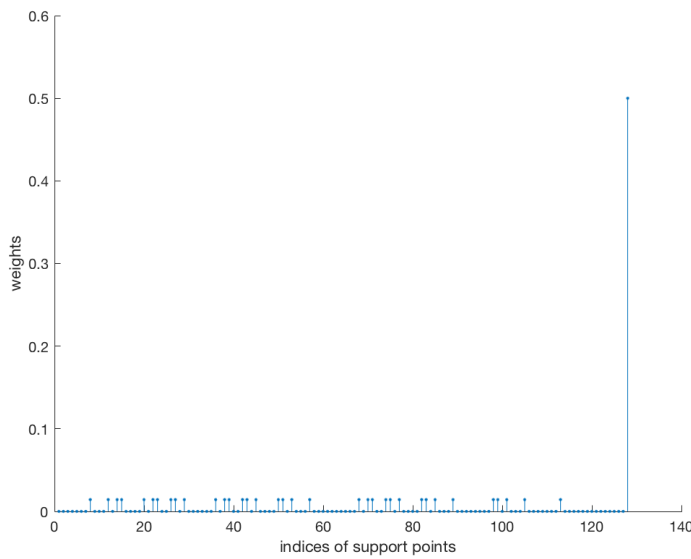


Fig. 4 The T -optimal discrimination design found from our algorithm for the modified Example 5. It has half of its weight at $(1, 1, 1, 1, 1, 1, 1)$ and the rest equally distributed among the 36 indices of the support points shown above in the 7-dimensional design space.

A limitation of our methodology is that it only applies to polynomial regression models with several factors. It does not apply to nonlinear models, or even for linear regression models such as fractional polynomials, where the powers in the monomials are certain fractions, or linear models with basis regression functions involving *sine* and *cosine*. These are useful directions for future research because fractional polynomials, as an example, are increasingly recognized as more flexible than polynomial models and are increasingly used in the biomedical sciences to model a continuous biological outcome.

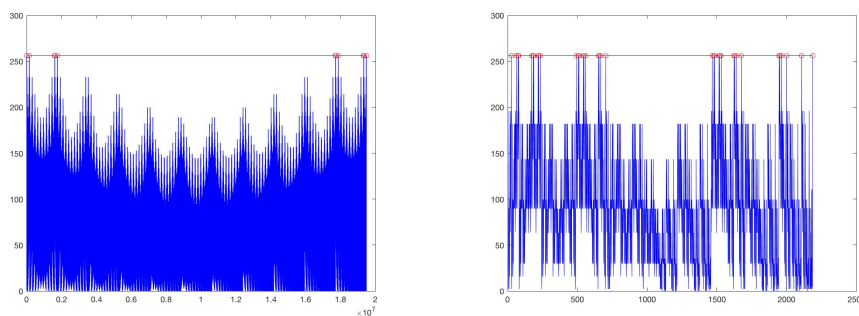


Fig. 5 The left panel is the sensitivity plot of the T-optimal design constructed using a dense grid to show there is no violation in general, and the right panel is the same plot using a sparse grid to show the 36 support points in total.

6 Appendix

We provide here an illustrative MATLAB code for finding the optimal discrimination design in Example 1.

```

r = 2; % half degree
mpol x;
K = [1-x^2 >= 0]; % design space
P = msdp(K,r);
[F,h,y] = myalmip(P);
M = sdpvar(F(1)); % moment constraint
z = sdpvar(3, 1);
t = sdpvar(1);
t1 = sdpvar(1);
t2 = sdpvar(1);
sol = optimize([F,[M, z; z', t] >= 0, sum(z) <= t1, ...
    max(0, -4*z(1)) + max(0, -4*z(2)) <= t2 ],...
    0.25*t + t1 + t2); % maximize dual problem
ystar = [1; double(y)];
R = msdp( mom(mmon(x, 2*r))==ystar, 1-x^2 >= 0, r+1);
[stat, obj] = msol(R);

```

Acknowledgements We wish to thank Dr. Didier Henrion for helpful discussions and advice on using the software package GloptiPoly3. We also thank Dr. Fabrice Gamboa for his helpful comments on an earlier version of this manuscript.

References

- ApS M (2017) The MOSEK optimization toolbox for MATLAB manual. Version 8.1. URL <http://docs.mosek.com/8.1/toolbox/index.html>
- Atkinson A, Cox DR (1974) Planning experiments for discriminating between models. *Journal of the Royal Statistical Society Series B (Methodological)* pp 321–348

- Atkinson AC (1975a) Optimal design. Encyclopedia of Statistics in Quality and Reliability
- Atkinson AC (1975b) Optimal design. Wiley StatsRef: Statistics Reference Online
- Atkinson AC (2010) The non-uniqueness of some designs for discriminating between two polynomial models in one variable. In: *mODa 9—Advances in Model-Oriented Design and Analysis*, Springer, pp 9–16
- Atkinson AC (2012) Optimum experimental designs for choosing between competitive and non competitive models of enzyme inhibition. *Communications in Statistics-Theory and Methods* 41(13-14):2283–2296
- Atkinson AC, Fedorov VV (1975a) The design of experiments for discriminating between several rival models. *Biometrika* 62(2):289–303
- Atkinson AC, Fedorov VV (1975b) The design of experiments for discriminating between two rival models. *Biometrika* 62(1):57–70
- Bisschop J (2006) AIMMS optimization modeling. Lulu. com
- Boyd S, Vandenberghe L (2004) Convex optimization. Cambridge university press
- De Castro Y, Gamboa F, Henrion D, Hess R, Lasserre JB (2017a) D-optimal design for multivariate polynomial regression via the christoffel function and semidefinite relaxations. arXiv preprint arXiv:170301777
- De Castro Y, Gamboa F, Henrion D, Lasserre JB (2017b) Exact solutions to super resolution on semi-algebraic domains in higher dimensions. *IEEE Transactions on Information Theory* 63(1):621–630
- De Leon AP, Atkinson AC (1991) Optimum experimental design for discriminating between two rival models in the presence of prior information. *Biometrika* pp 601–608
- Dette H (1994) Discrimination designs for polynomial regression on compact intervals. *The Annals of Statistics* pp 890–903
- Dette H, Titoff S (2009) Optimal discrimination designs. *The Annals of Statistics* pp 2056–2082
- Dette H, Melas VB, et al. (2003) Optimal designs for estimating individual coefficients in fourier regression models. *The Annals of Statistics* 31(5):1669–1692
- Dette H, Melas VB, Shpilev P, et al. (2012) T-optimal designs for discrimination between two polynomial models. *The Annals of Statistics* 40(1):188–205
- Dette H, Guchenko R, Melas V, Wong WK (2018) Optimal discrimination designs for semi-parametric models. *Biometrika* (In press)
- Diamond S, Boyd S (2016) Cvxpy: A python-embedded modeling language for convex optimization. *The Journal of Machine Learning Research* 17(1):2909–2913
- Duarte BP, Wong WK, Atkinson AC (2015) A semi-infinite programming based algorithm for determining t-optimum designs for model discrimination. *Journal of Multivariate Analysis* 135:11–24
- Duarte BP, Wong WK, Dette H (2018) Adaptive grid semidefinite programming for finding optimal designs. *Statistics and Computing* 28(2):441–460
- Fedorov V (1972) Theory of optimal experiments. (Trans and eds WJ Studden and EM Klimko)
- Fedorov VV, Hackl P (2012) Model-oriented design of experiments, vol 125. Springer Science & Business Media
- Fedorov VV, Maljutov MB (1972) Optimal designs in regression problems. *Math Operationsforsch Statist* 3(4):281–308
- Gahinet P, Nemirovskii A, Laub AJ, Chilali M (1994) The lmi control toolbox. In: *Decision and Control, 1994., Proceedings of the 33rd IEEE Conference on, IEEE*, vol 3, pp 2038–2041
- Goh J, Sim M (2011) Robust optimization made easy with rome. *Operations Research* 59(4):973–985
- Grant M, Boyd S, Ye Y (2008) Cvx: Matlab software for disciplined convex programming
- Henrion D, Lasserre JB, Löfberg J (2009) Gloptipoly 3: moments, optimization and semidefinite programming. *Optimization Methods & Software* 24(4-5):761–779
- Hess R (2017) Some approximation schemes in polynomial optimization. PhD thesis, Université de Toulouse, Université Toulouse III-Paul Sabatier
- Karlin S, Studden WJ (1966) Tchebycheff systems, with applications in analysis and statistics.

- Lasserre JB (2001) Global optimization with polynomials and the problem of moments. *SIAM Journal on Optimization* 11(3):796–817
- Lasserre JB (2009) Moments, positive polynomials and their applications, vol 1. World Scientific
- Lasserre JB (2015) An introduction to polynomial and semi-algebraic optimization, vol 52. Cambridge University Press
- Carlos Monteiro Ponce de Leon A (1993) Optimum experimental design for model discrimination and generalized linear models. PhD thesis, London School of Economics and Political Science (United Kingdom)
- Lofberg J (2004) Yalmip: A toolbox for modeling and optimization in matlab. In: *Computer Aided Control Systems Design, 2004 IEEE International Symposium on*, IEEE, pp 284–289
- López-Fidalgo J, Tommasi C, Trandafir P (2007) An optimal experimental design criterion for discriminating between non-normal models. *Journal of the Royal Statistical Society: Series B (Statistical Methodology)* 69(2):231–242
- Nie J (2014) The \mathcal{A} -truncated k-moment problem. *Foundations of Computational Mathematics* 14(6):1243–1276
- Rockafellar R (1970) *Convex analysis* princeton university press princeton. New Jersey Google Scholar
- Sagnol G (2012) Picos documentation. release 0.1. 1.
- Scheiderer C (2016) Semidefinitely representable convex sets. arXiv preprint arXiv:161207048
- Shohat JA, Tamarkin JD (1943) The problem of moments. 1, American Mathematical Soc.
- Sturm JF (1999) Using sedumi 1.02, a matlab toolbox for optimization over symmetric cones. *Optimization methods and software* 11(1-4):625–653
- Toh KC, Todd MJ, Tütüncü RH (1999) Sdpt3? a matlab software package for semidefinite programming, version 1.3. *Optimization methods and software* 11(1-4):545–581
- Ucinski D (2004) *Optimal measurement methods for distributed parameter system identification*. CRC Press
- Uciński D, Bogacka B (2005) T-optimum designs for discrimination between two multiresponse dynamic models. *Journal of the Royal Statistical Society: Series B (Statistical Methodology)* 67(1):3–18
- Waterhouse T, Eccleston J, Duffull S (2009) Optimal design criteria for discrimination and estimation in nonlinear models. *Journal of Biopharmaceutical Statistics* 19(2):386–402
- Wiens DP (2009) Robust discrimination designs. *Journal of the Royal Statistical Society: Series B (Statistical Methodology)* 71(4):805–829
- Wong WK, Chen RB, Huang CC, Wang W (2015) A modified particle swarm optimization technique for finding optimal designs for mixture models. *PloS one* 10(6):e0124720