

Learning Heuristics for Automated Reasoning through Reinforcement Learning

Gil Lederman¹, Markus N. Rabe², Edward A. Lee¹, Sanjit A. Seshia¹

¹University of California at Berkeley

²Google Research

{gilled,eal,sseshia}@eecs.berkeley.edu
mrabe@google.com

Abstract

We demonstrate how to learn efficient heuristics for automated reasoning algorithms through deep reinforcement learning. We focus on a backtracking search algorithm for quantified Boolean logics, which can already solve formulas of impressive size - up to hundreds of thousands of variables. The main challenge is to find a representation of these formulas that lends itself to making predictions in a scalable way. For a family of challenging problems, we learned a heuristic that solves significantly more formulas compared to the existing handwritten heuristics.

1 Introduction

An intriguing question for artificial intelligence is: can deep learning be effectively used for symbolic reasoning? Despite the recent breakthroughs of deep learning, analyzing formulas solely with deep learning approaches shows poor scalability compared to the state-of-the-art in the respective domains (Allamanis et al., 2016; Evans et al., 2018; Selsam et al., 2018). Instead of relying entirely on deep learning, we ask the question how to combine deep learning with formal reasoning to improve the state-of-the-art, i.e. to solve more formulas in less time. Existing formal reasoning tools work in a mechanical way: they only apply a small number of carefully crafted operations and use heuristics to resolve the degrees of freedom in how to apply them. We address the problem of automatically learning better heuristics for a given set of formulas. We focus on the branching heuristic in modern backtracking search algorithms, as they are known to have a high impact on the performance of the algorithm.

We cast the problem to learn better branching heuristics for backtracking search algorithms as a reinforcement learning problem: Initially, the reinforcement learning environment randomly picks a formula from a given set of formulas, and then runs the backtracking search algorithm on that formula. The actions that are controlled by the learning agent are the branching decisions, i.e. pick a variable and assign it a value - everything else is handled by the solver.

Challenges This reinforcement learning problem comes with several unique challenges:

Representation: While learning algorithms for images and board-games usually rely on the grid-like structure of the input and employ neural networks that match that structure (e.g. convolutional neural networks). For formulas, however, there is no standard representation for learning algorithms.

It may seem reasonable to treat Boolean formulas as text and learn embeddings for formulas through techniques such as word2vec (Mikolov et al., 2013), LSTMs, or tree RNNs. However, formulas in formal reasoning tools typically consist of thousands of variables, which is much larger than the text-fragments typically analyzed with neural networks. Further, unlike words in natural language, individual variables in Boolean formulas are completely devoid of meaning. The meaning of variable x in one formula is basically independent from variable x in a second formula. Hence, learning embeddings for variables and sharing them between formulas would be futile.

Unbounded action space: An action consists of a choice of variable and value. While values will be Boolean, the number of variables depends on the size of the input formula. Therefore, we have an unbounded number of actions, which are further different for every formula.

Length of episodes: As we are dealing with a highly complex search problem, solver runs (= learning episodes) can be very long; in fact, for many of the formulas we have never observed a terminating run. Further, depending on small chances in our actions, solver runs can terminate quickly or only much much later. Hence, the observed variance is huge.

Performance: Our aim is to solve formulas in less time. While learning how to take clever decisions can lead us to the solution in less steps, the added cost of computing these decisions may outweigh the benefit. Typical inference times of neural networks are in the range of milliseconds, but this is 10x to 100x more time than it takes to explore a search branch in many formal reasoning tools. Hence, any deep learning approach has to pick drastically better decisions in order to overcome this gap, and we have to design our networks with efficiency in mind.

Correctness: Reinforcement learning algorithms have shown to often find and exploit subtle implementation errors in the environment, instead of solving the intended problem. While testing and manual inspection of the results is a feasible approach for board games and Atari games, it is neither possible nor sufficient in large-scale formal reasoning -

a solver run is simply too large to inspect manually and even tiny mistake can invalidate the result. In order to ensure correctness, we need an environment with the ability to produce formal proofs, and check the proofs by an independent tool.

Quantified Boolean Formulas While our approach in principle works with any backtracking search algorithm, we decided to demonstrate its use in Incremental Determinization, a search algorithm for quantified Boolean formulas (QBF) of the form $\forall X.\exists Y.\varphi$, where X and Y are sets of Boolean variables and φ is in conjunctive normal form (Rabe & Seshia, 2016). We modified CADET, an implementation of Incremental Determinization that performed competitively in recent QBF competitions (Pulina, 2016). The advantage of CADET in the context of reinforcement learning is its ability to produce proofs (which many other solvers do not).

Graph Neural Networks We start with a graph-based view and consider each constraints and each variable of a given formula as a node. Whenever a variable occurs in a constraint, we draw an edge between their nodes. We then use a Graph Neural Network (GNN) (Scarselli et al., 2009) to predict the quality of each variable as a decision variable, and pick our next action accordingly.

GNNs allow us to compute an embedding for every variable, based on the occurrences of that variable *in the given formula*, instead of learning an embedding that is shared across all formulas. Based on this embedding, we then use a policy network to predict the *quality* of each variable (or literal), and choose the next action accordingly. GNNs also allow us to scale to arbitrarily large formulas with a small and constant number of parameters.

Contributions This paper demonstrates how deep reinforcement learning can be leveraged to significantly improve a modern automated reasoning algorithm. We replace the hand-written branching heuristic of the QBF solver CADET by a graph neural network, and use end-to-end reinforcement learning to improve CADET’s reasoning capabilities on a given set of formulas. While the use of neural networks incurs a huge runtime overhead for each heuristic decision ($\geq 10\times$ compared to the version with hand-written heuristics), the improved quality of the heuristic decisions outweighs the cost by far and leads to an overall reduction in execution time. Conversely, the learned heuristic solves more formulas within the same resource constraints.

Our use of GNNs entails interesting generalization properties: We show that training a heuristic on small and easy formulas helps us to solve much larger and harder formulas from similar distributions.

Further, we provide an open-source learning environment for reasoning in quantified Boolean formulas. The environment includes the ability to verify its own runs, and thereby ensures that the reinforcement learning agent does not only learn to exploit implementation errors of the environment.

Structure: After a primer on Boolean logics in Section 2 we define the problem in Section 3, and describe the network architecture in Section 4. We describe our experiments in Section 5, discuss related work in Section 6 and present our conclusions in Section 7.

2 Boolean Logics and Search Algorithms

We start with describing *propositional* (i.e. quantifier-free) Boolean logic. Propositional Boolean logic allows us to use the constants 0 (false) and 1 (true), variables, and the standard Boolean operators like \wedge (“and”), \vee (“or”), and \neg (“not”).

A *literal* of variable v is either the variable itself or its negation $\neg v$. By \bar{l} we denote the logical negation of literal l . We call a disjunction of literals a *clause* and say that a formula is in *conjunctive normal form* (CNF), if it is a conjunction of clauses. For example, $(x \vee y) \wedge (\neg x \vee y)$ is in CNF. It is well known that any Boolean formula can be transformed into CNF. It is less well known that this increases the size only linearly, if we allow the transformation to introduce additional variables (Tseitin, 1968). We thus assume that all formulas in this work are given in CNF.

2.1 DPLL and CDCL

The satisfiability problem of propositional Boolean logics (SAT) is to find a satisfying assignment for a given Boolean formula or to determine that there is no such assignment. SAT is the prototypical NP-complete problem and many other problems in NP can be easily reduced to it. The first backtracking search algorithms for SAT are attributed to Davis, Putnam, Logemann, and Loveland (DPLL) (Davis & Putnam, 1960; Davis et al., 1962). Backtracking search algorithms gradually extend a partial assignment until it becomes a satisfying assignment, or until a *conflict* is reached. A conflict is reached when the current partial assignment violates one of the clauses and hence cannot be completed to a satisfying assignment. In case of a conflict, the search has to backtrack and continue in a different part of the search tree.

Conflict-driven clause learning (CDCL) is a significant improvement over DPLL due to Marques-Silva and Sakallah (Marques-Silva & Sakallah, 1997). CDCL combines backtracking search with *clause learning*. While DPLL simply backtracks out of conflicts, CDCL “analyzes” the conflict by performing a couple of *resolution* steps. Resolution is an operation that takes two existing clauses $(l_1 \vee \dots \vee l_n)$ and $(l'_1 \vee \dots \vee l'_n)$ that contain a pair of complementary literals $l_1 = \neg l'_1$, and derives the clause $(l_2 \vee \dots \vee l_n \vee l'_2 \vee \dots \vee l'_n)$. Conflict analysis adds new clauses over time, which cuts off large parts of the search space and thereby speeds up the search process.

Since the introduction of CDCL in 1997, countless refinements of CDCL have been explored and clever data structures improved its efficiency significantly (Moskewicz et al., 2001; Eén & Sörensson, 2003; Goldberg & Novikov, 2007). Today, the top-performing SAT solvers, such as Lingeling (Biere, 2010), Crypominisat (Soos, 2014), Glucose (Audemard & Simon, 2014), and MapleSAT (Liang et al., 2016), all rely on CDCL and they solve formulas with millions of variables for industrial applications such as bounded model checking (Biere et al., 2003).

2.2 Quantified Boolean Formulas

QBF extends propositional Boolean logic by *quantifiers*, which are statements of the form “for all x ” ($\forall x$) and “there

is an x ($\exists x$). The formula $\forall x. \varphi$ is true if, and only if, φ is true if x is replaced by 0 (false) and also if x is replaced by 1 (true). The semantics of \exists arises from $\exists x. \varphi = \neg \forall x. \neg \varphi$. We say that a QBF is in prenex normal form if all quantifiers are in the beginning of the formula. W.l.o.g., we will only consider QBF that are in prenex normal form and whose propositional part is in CNF. Further, we assume that for every variable in the formula there is exactly one quantifier in the prefix. An example QBF in prenex CNF is $\forall x. \exists y. (x \vee y) \wedge (\neg x \vee y)$.

We focus on 2QBF, a subset of QBF that admits only one quantifier alternation. W.l.o.g. we can assume that the quantifier prefix of formulas in 2QBF consists of a sequence of universal quantifiers $\forall x_1 \dots \forall x_n$, followed by a sequence of existential quantifiers $\exists y_1 \dots \exists y_m$. While 2QBF is less powerful than QBF, we can encode many interesting applications from verification and synthesis, e.g. program synthesis (Solar-Lezama et al., 2006; Alur et al., 2013). The algorithmic problem considered for QBF is to determine the truth of a quantified formula (TQBF). After the success of CDCL for SAT, CDCL-like algorithms have been explored for QBF as well (Giunchiglia et al., 2001; Lonsing & Biere, 2010; Rabe & Seshia, 2016; Rabe et al., 2018). We focus on CADET, a solver that implements *Incremental Determinization* a generalized CDCL backtracking search algorithm (Rabe & Seshia, 2016; Rabe et al., 2018). Instead of considering only Booleans as values, the Incremental Determinization algorithm assigns and propagates on the level of Skolem functions. For the purpose of this work, however, we do not have to dive into the details of Incremental Determinization and can consider it as a standard CDCL-like algorithm.

2.3 Correctness

Writing performant code is an error-prone task, and correctness is critical for many applications of formal reasoning. Some automated reasoning tools hence have the ability to produce proofs, which can be checked independently. CADET is one of the few QBF solvers that can produce proofs without runtime overhead. We believe that the ability to verify results of solvers is particularly crucial for learning applications, as it allows us to ensure that the reinforcement learning algorithm does not simply exploit implementation error (bugs) in the environment.

3 Problem Definition

In this section, we first revisit reinforcement learning and explain how it maps to the setting of logic solvers. In reinforcement learning, we consider an agent that interacts with an environment \mathcal{E} over discrete time steps. The environment is a Markov decision process (MDP) with states \mathcal{S} , action space \mathcal{A} , and rewards per time step denoted $r_t \in \mathbb{R}$. A *policy* is a mapping $\pi : \mathcal{S} \times \mathcal{A}$, such that $\sum_{a \in \mathcal{A}} \pi(s, a) = 1 \forall s$, defining the probability to take action a in state s . The goal of the agent is to maximize the expected (possibly discounted) reward accumulated over the episode; formally $J(\pi) = \mathbb{E}[\sum_{t=0}^{\infty} \gamma^t r_t | \pi]$.

In our setting, the environment \mathcal{E} is the solver CADET (Rabe & Seshia, 2016). The environment is deterministic except for the initial state, where a formula is chosen

randomly from a distribution. At each time step, the agent gets an observation, which consists of the formula and the solver state. Only those variables that do not have a value yet are valid actions, and we assume that the observation includes the set of available actions. The agent then selects one action from the subset of the available variables.

Formally, the space of actions is the set of all variables in all possible formulas in all solver states, where at every state only a small finite number of them is available. Practically, the agent will never see the effect of even a small part of these actions, and so it must generalize to unseen actions.

An *episode* is the result of the interaction of the agent with the environment. We consider an episode to be *complete*, if the solver reaches a terminating state in the last step. As there are arbitrarily long episodes, we want to abort them after some step limit and consider these episodes as *incomplete*.

3.1 Baselines

While there are no competing learning approaches yet, human researchers and engineers have tried many heuristics for selecting the next variable. VSIDS is the best known heuristic for the solver we consider (and is still one of the state-of-the-art heuristics in SAT solving). We therefore consider VSIDS as the main baseline. VSIDS maintains an *activity score* per variable and always chooses the variable with the highest activity that is still available. The activity reflects how often a variable recently occurred in conflict analysis. To select a literal of the chosen variable, VSIDS uses the Jeroslow-Wang heuristic (Jeroslow & Wang, 1990), which selects the polarity of the variable that occurs more often, weighted by the size of clauses they occur in. For reference, we also consider the *Random* heuristic, which chooses one of the available actions uniformly at random.

4 The Neural Network Architecture

Our model gets an observation, consisting of a formula and the state of the solver, and selects one of the formula’s literals (= a variable and a Boolean value) as its action.

Our model has two components: An *encoder* that produces an embedding for every literal, and a *policy network* that rates the quality of each literal based on its embedding. We give an overview of the architecture in Fig. 1, describe the GNN in Subsection 4.1 and the policy network in Subsection 4.2.

4.1 A GNN Encoder for Boolean Formulas

In order to employ GNNs, we view the formula as a graph, where each clause and each literal is a node (see Fig. 2). For each literal in each clause, we draw an edge between their nodes. The resulting graph is bipartite and hence, we represent its edges as an $2n \times m$ adjacency matrix \mathcal{A} with values in $\{0, 1\}$, where $2n$ is

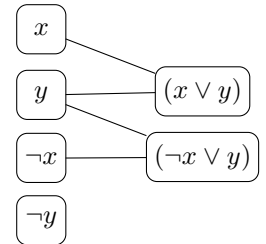


Figure 2: The bipartite graph for $(x \vee y) \wedge (\neg x \vee y)$.

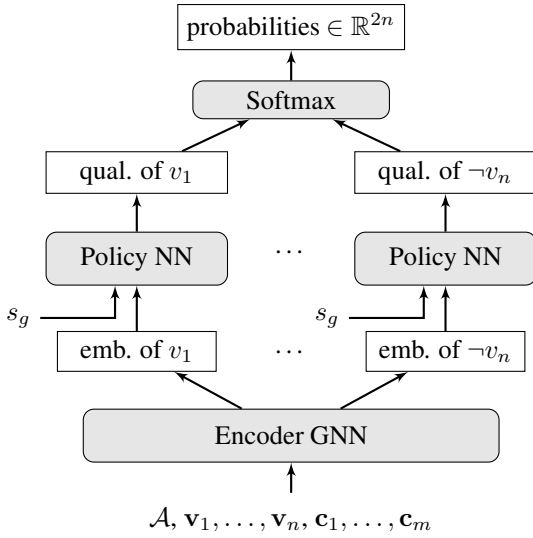


Figure 1: Overview of the computation graph for a formula φ with n variables v_i and m clauses. s_g is the global state of the solver, \mathcal{A} is the adjacency matrix, and $\mathbf{v}_1, \dots, \mathbf{v}_n, \mathbf{c}_1, \dots, \mathbf{c}_m$ are the variable and clause labels.

the number of literals and m is the number of clauses. This graph structure determines the semantics of the formula except for the quantification of variables (i.e. whether a variable is universally or existentially quantified).

The quantification of variables as well as the solver state are provided as *labels* to the variables and clauses. For each variable v , the variable label $\mathbf{v} \in \mathbb{R}^8$ indicates whether the variable is universally or existentially quantified, whether it currently has a value assigned, whether it was selected as a decision variable already on the current search branch, and its VSIDS activity score. We use the variable label for both of its literals and by \mathbf{v}_l we denote the label of the variable of l . For each clause c , the clause label $\mathbf{c} \in \mathbb{R}$ is a single scalar (in $\{0, 1\}$), indicating whether the clause was original or derived during conflict analysis. See Appendix B for details. We use $\lambda_V = 8$ and $\lambda_C = 1$ to denote the dimensions of variable labels and clause labels.

While we are ultimately only interested in embeddings for literals, our GNN also computes embeddings for clauses as intermediate values. Literal embeddings have dimension $\delta_L = 16$ and clause embeddings have dimension $\delta_C = 64$. The GNN computes the embeddings over τ rounds. We define the initial literal embedding to be $l_0 = \mathbf{0}$, and for each round $1 \leq t \leq \tau$, we define the literal embedding $l_t \in \mathbb{R}^{\delta_L}$ for every literal l and the clause embedding $c_t \in \mathbb{R}^{\delta_C}$ for every clause $c \in C$ as follows:

$$c_t = \text{ReLU} \left(\sum_{l \in c} \mathbf{W}_L [\mathbf{v}_l^\top, l_{t-1}^\top, \bar{l}_{t-1}^\top] + \mathbf{B}_L \right),$$

$$l_t = \text{ReLU} \left(\sum_{c, l \in c} \mathbf{W}_C [\mathbf{c}^\top, c_t^\top] + \mathbf{B}_C \right).$$

The trainable parameters of our model are indicated as

bold capital letters. They consist of the matrix \mathbf{W}_L of shape $(2\delta_L + \lambda_V, \delta_C)$, the vector \mathbf{B}_L of dimension δ_C , the matrix \mathbf{W}_C of shape $(\delta_C + \lambda_C, \delta_L)$, and the vector \mathbf{B}_C of dimension δ_L .

Efficient implementation To exploit parallelism, we compute the embeddings of all clauses and variables for one iteration using two matrix operations; essentially multiplying by the adjacency matrix \mathcal{A} .

Sparse Matrices and Batching Representing the adjacency matrix as a dense matrix would result in a $O(n^2)$ runtime (and memory) complexity, which would result in an intractably expensive heuristic, as the largest of our formulas have several million clauses. So in the implementation it is crucial to use sparse matrices to represent the adjacency information of the nodes. Batching of multiple formulas is implemented by treating them as disconnected components in one large graph.

Invariance properties The meaning of a formula in CNF is invariant under permutations of its clauses and of literals within each clause due to the commutativity of conjunction and disjunction. Our GNN architecture is invariant under these reorderings, as both conjunctions and disjunctions are computed through commutative operations (a sum), and, therefore, it cannot accidentally overspecialize to the ordering of clauses or literals.

Swapping the literals of a variable does not change the truth of the formula either, and our GNN architecture respects that as well. The only place in our architecture where we use the information of which literals belong to the same variable is in the input to c_t . Depending on which literal of a variable occurs in the clause we order its literal embeddings differently.

Lastly, note that variables are completely nameless in our representation.

4.2 Policy Network

The policy network predicts the quality of each literal based on the literal embedding and the global solver state. The *global solver state* is a collection of $\lambda_G = 30$ values that include the essential solver state as well as statistical information about the execution. We provide additional details in Appendix A. The policy network thus maps the *final literal embedding* $[\mathbf{v}_l^\top, l_\tau^\top, \bar{l}_\tau^\top]$ concatenated with the global solver state to a single numerical value indicating the *quality* of the literal. The policy network thus has $\lambda_V + 2\delta_L + \lambda_G$ inputs, which are followed by two fully-connected layers. The two hidden layers use the ReLU nonlinearity. We turn the predictions of the policy network into action probabilities by a softmax (after masking the illegal actions).

Note that the policy network predicts a score for each literal *independently*. The only information that flows from other variables to the policy network must go through the graph neural network. Since we experimented with graph neural networks with few iterations this means that *the quality of each literal is decided locally*. The rationale behind this design is that it is simple and computationally efficient.

5 Experiments

We conducted several experiments to examine whether we can improve the heuristics of the logic solver CADET through our deep reinforcement learning approach.¹

- Q1 Can we learn to predict good actions for a family of formulas?
- Q2 How does the policy trained on short episodes generalize to long episodes?
- Q3 How well does the learned policy generalize to formulas from a different family of formulas?
- Q4 Does the improvement in the policy outweigh the additional computational effort? That is, can we solve more formulas in less time with the learned policy?

5.1 Data

As our dataset, we consider a set of formulas representing the search for reductions between collections of first-order formulas generated by Jordan & Kaiser (2013), which we call *Reductions* in the following. *Reductions* is interesting from the perspective of QBF solvers, as its formulas are often part of the QBF competition. It consists of 4500 formulas of varying sizes and with varying degrees of hardness. On average the formulas have 316 variables; the largest formulas in the set have over 1600 variables and 12000 clauses. We filtered out 2500 formulas that are solved without any heuristic decisions. In order to enable us to answer question 2 (see above), we further set aside a test set of 200 validation formulas, leaving us with a training set of 1835 formulas.

We additionally consider the 2QBF evaluation set of the annual competition of QBF solvers, QBFEVAL (Pulina, 2016). This will help us to address question 3.

5.2 Rewards and Training

We jointly train the encoder network and the policy network using REINFORCE (Williams, 1992). For each batch we sample a formula from the training set, and generate b episodes by solving it multiple times. In each episode we run CADET for up to 250 steps using the latest policy. Then we assign rewards for each of these episodes and use them to estimate the gradient. We apply standard techniques to improve the training, including gradient clipping, normalization of rewards, and whitening of input data.

We assign a small negative reward of -10^{-4} for each decision to encourage the heuristic to solve each formula in fewer steps. When a formula is solved successfully, we assign reward 1 to the last decision. In this way, we effectively treat unfinished episodes (> 250 steps) as if they take 10000 steps, punishing them strongly.

5.3 Results

We trained the model described in Section 4 on the *Reductions* training set. We denote the resulting policy *Learned* and present the aggregate results in Figure 3 as a *cactus plot*, as usual for logic solvers. The cactus plot in Figure 3 indicates

¹We provide the code and data of our experiments at <https://github.com/anonymous1234>.

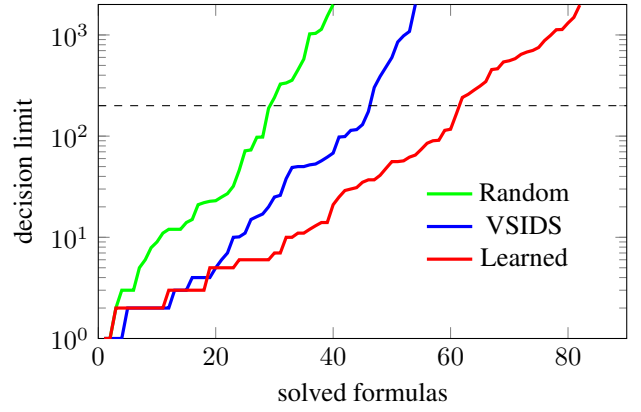


Figure 3: A cactus plot describing how many formulas were solved within growing decision limits. Lower and further to the right is better.

how the number of solved formulas grows for increasing decision limits on the *test set* of the *Reductions* formulas. In a cactus plot, we record one episode for each formula and each heuristic and determine the number of decisions. We then sort the runs of each heuristic by the number of decisions taken and plot the series. When comparing heuristics, lower lines (or lines reaching further to the right) are thus better, as they indicate that more formulas were solved in less time.

We see that for a decision limit of 200 (dashed line in Fig. 3), i.e. the decision limit during training, Learned solved significantly more formulas than either of the baselines. The advantage of Learned over VSIDS is about as large as VSIDS over purely random choices. This is remarkable for the field and we can answer Q1 positively.

The upper part of Fig. 3 shows us that Learned performs well far beyond the decision limit of 200 steps that was used during its training. Observing the vertical distance between the lines of Learned and VSIDS, we can see that the advantage of Learned over VSIDS even grows exponentially with an increasing decision limit. (Note that the axis indicating the number of decisions is log-scaled.) We can thus answer Q2 positively.

A surprising fact is that small and shallow neural networks already achieved the best results. Our best model uses $\tau = 1$, which means that for judging the quality of each variable, it only looks at the variable itself and the immediate neighbors (i.e. those variables it occurs together with in a constraint). The hyperparameters that resulted in the best model are $\delta_L = 16$, $\delta_C = 64$, and $\tau = 1$, leading to a model with merely 8353 parameters. The small size of our model was also helpful to achieve quick inference times.

To answer Q3, we evaluated the learned heuristic also on our second data set of formulas from the QBF solver competition QBFEVAL. Random solved 67 formulas, VSIDS solved 125 formulas, and Learned solved 101 formulas. So, while the policy trained on *Reductions* significantly improved over random choices, the generalization to this new formula set does not seem to be particularly strong, and it fell short of beating VSIDS.

To answer our last question, Q4, we compare the runtime

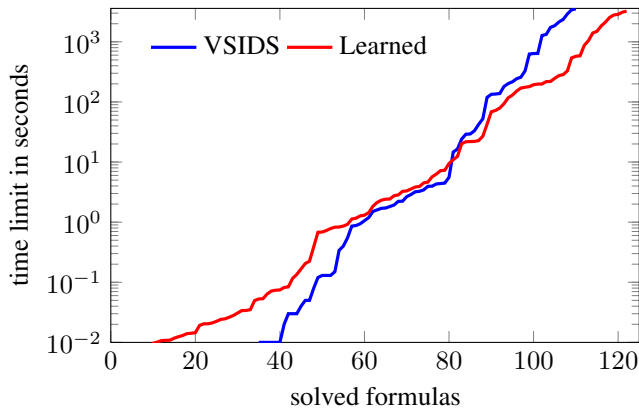


Figure 4: A cactus plot comparing the performance of different heuristics, measured in the wall clock time of CADET on formulas in the *Reductions* set. Lower and further to the right is better.

of CADET in with our learned heuristic to CADET with the standard VSIDS heuristic. In Fig. 4 we see that for small time limits (up to 10 seconds), VSIDS still solves more formulas than the learned heuristic. But, for higher time limits, the learned heuristic starts to outperform VSIDS. For a time limit of 1 hour, we solved 122 formulas with the learned heuristic while only 110 formulas were solved with VSIDS (see right top corner). Conversely, for solving 110 formulas the learned heuristic required a timeout of less than 10 minutes, while VSIDS took an hour. Furthermore, our learning and inference implementation is written in Python and not particularly optimized. The NN agent is running in a different process from CADET, and incurs an overhead per step for inter-process communication and context switches, which is enormous compared to the pure C implementation of CADET using VSIDS. This overhead could be easily reduced, and so we expect the advantage of our approach to grow.

6 Related Work

Reinforcement learning has been applied to other logic reasoning tasks. Kaliszky et al. (2018) recently explored learning linear policies for tableaux-style theorem proving. Singh et al. (2018) learned heuristics for program analysis of numerical programs. Kusumoto et al. (2018) applied reinforcement learning to propositional logic in a setting similar to ours; just that we employ the learning in existing strong solving algorithms, leading to much better scalability. Balunovic et al. (2018) use deep reinforcement learning to improve the application of high-level strategies in SMT solvers.

Most previous approaches that applied neural networks to logical formulas used LSTMs or followed the syntax-tree of formulas (Bowman et al., 2014; Irving et al., 2016; Allamanis et al., 2016; Loos et al., 2017; Evans et al., 2018). Instead, we suggest a GNN approach, based on a graph-view on formulas in CNF.

Independent from our work, GNNs for formulas have been explored in NeuroSAT (Selsam et al., 2018). Also in their work, GNNs have shown far better scalability compared

to previous approaches. While NeuroSAT relies solely on GNNs to predict the satisfiability of a given formula, we explore the combination of (graph) neural networks and logic solvers in a reinforcement learning setting. This allows us to leverage and improve the already impressive performance of logic solvers and scale to much larger formulas and have the guarantee that the answers produced are correct. (The algorithm we build on provides relatively succinct proofs for both True and False formulas.)

Dai et al. (2017) used GNNs to learn combinatorial algorithms over graphs. Krishnan et al. (2018) use deep reinforcement learning to learn to optimize join queries in databases.

Other competitive QBF algorithms include expansion-based algorithms (Biere, 2004; Pigorsch & Scholl, 2010), CEGAR-based algorithms (Janota & Marques-Silva, 2011, 2015; Rabe & Tentrup, 2015), circuit-based algorithms (Klieber, 2012; Tentrup, 2016; Janota, 2018a,b), and hybrids (Janota et al., 2012; Tentrup, 2017). Recently, Janota (2018a) successfully explored the use of (classical) machine learning techniques to address the generalization problem in QBF solvers. Previous learning approaches for SAT and MIP solvers focus on computationally cheap methods (e.g. SVMs) that learn within the run on a single formula (Liang et al., 2016; Khalil et al., 2016).

7 Conclusions

We presented an approach to improve the heuristics of a backtracking search algorithm for Boolean logic through deep reinforcement learning. Our approach brings together the best of two worlds: The superior flexibility and performance of intuitive reasoning of neural networks, and the ability to explain (prove) results in formal reasoning. The setting is new and challenging to reinforcement learning; QBF is a very general, combinatorial problem class, featuring an unbounded input-size and action space. We demonstrate that these problems can be overcome, and learn a heuristic that reduces the overall execution time of a competitive QBF solver by a factor of 10 after training on similar formulas.

We believe that this work motivates more aggressive research efforts in the area and will lead to a significant improvement in the performance of logic solvers. Our experiments suggest two challenges that we want to highlight: (1) We used very small neural network, and—counterintuitively—larger neural networks were not able to improve over the small ones in our learning environment. (2) The performance overhead due to the use of neural networks is quite dramatic; we will need to investigate ways to reduce this overhead.

References

- Miltiadis Allamanis, Pankajan Chanthirasegaran, Pushmeet Kohli, and Charles Sutton. Learning continuous semantic representations of symbolic expressions. *arXiv preprint arXiv:1611.01423*, 2016.
- Rajeev Alur, Rastislav Bodik, Garvit Juniwal, Milo M. K. Martin, Mukund Raghothaman, Sanjit A. Seshia, Rishabh Singh, Armando Solar-Lezama, Emina Torlak, and Abhishek Udupa. Syntax-guided synthesis. In *Proceedings*

- of the *IEEE International Conference on Formal Methods in Computer-Aided Design (FMCAD)*, pp. 1–17, October 2013.
- Gilles Audemard and Laurent Simon. Glucose in the SAT 2014 competition. *SAT COMPETITION 2014*, pp. 31, 2014.
- Lei Jimmy Ba, Ryan Kiros, and Geoffrey E. Hinton. Layer normalization. *CoRR*, abs/1607.06450, 2016. URL <http://arxiv.org/abs/1607.06450>.
- Mislav Balunovic, Pavol Bielik, and Martin Vechev. Learning to solve smt formulas. In S. Bengio, H. Wallach, H. Larochelle, K. Grauman, N. Cesa-Bianchi, and R. Garnett (eds.), *Advances in Neural Information Processing Systems 31*, pp. 10317–10328. Curran Associates, Inc., 2018. URL <http://papers.nips.cc/paper/8233-learning-to-solve-smt-formulas.pdf>.
- Armin Biere. Resolve and expand. In *International conference on theory and applications of satisfiability testing*, pp. 59–70. Springer, 2004.
- Armin Biere. Lingeling, plingeling, picosat and precosat at sat race 2010. *FMV Report Series Technical Report*, 10(1), 2010.
- Armin Biere, Alessandro Cimatti, Edmund M Clarke, Ofer Strichman, Yunshan Zhu, et al. Bounded model checking. *Advances in computers*, 58(11):117–148, 2003.
- Samuel R Bowman, Christopher Potts, and Christopher D Manning. Recursive neural networks can learn logical semantics. *arXiv preprint arXiv:1406.1827*, 2014.
- Junyoung Chung, Çağlar Gülçehre, KyungHyun Cho, and Yoshua Bengio. Empirical evaluation of gated recurrent neural networks on sequence modeling. *CoRR*, abs/1412.3555, 2014. URL <http://arxiv.org/abs/1412.3555>.
- HanJun Dai, Elias B. Khalil, Yuyu Zhang, Bistra Dilkina, and Le Song. Learning combinatorial optimization algorithms over graphs. *CoRR*, abs/1704.01665, 2017. URL <http://arxiv.org/abs/1704.01665>.
- Martin Davis and Hilary Putnam. A computing procedure for quantification theory. *Journal of the ACM (JACM)*, 7(3): 201–215, 1960.
- Martin Davis, George Logemann, and Donald Loveland. A machine program for theorem-proving. *Communications of the ACM*, 5(7):394–397, 1962.
- Niklas Eén and Niklas Sörensson. An extensible SAT-solver. In *International conference on theory and applications of satisfiability testing*, pp. 502–518. Springer, 2003.
- Richard Evans, David Saxton, David Amos, Pushmeet Kohli, and Edward Grefenstette. Can neural networks understand logical entailment? *arXiv preprint arXiv:1802.08535*, 2018.
- Enrico Giunchiglia, Massimo Narizzano, and Armando Tacchella. QUBE: A system for deciding quantified boolean formulas satisfiability. In *International Joint Conference on Automated Reasoning*, pp. 364–369. Springer, 2001.
- Eugene Goldberg and Yakov Novikov. Berkmin: A fast and robust sat-solver. *Discrete Applied Mathematics*, 155(12): 1549–1561, 2007.
- Geoffrey Irving, Christian Szegedy, Alexander A Alemi, Niklas Een, Francois Chollet, and Josef Urban. Deepmath-deep sequence models for premise selection. In *Advances in Neural Information Processing Systems*, pp. 2235–2243, 2016.
- Mikoláš Janota. Towards generalization in QBF solving via machine learning. In *AAAI Conference on Artificial Intelligence*, 2018a.
- Mikoláš Janota. Circuit-based search space pruning in QBF. In *International Conference on Theory and Applications of Satisfiability Testing*. Springer, 2018b.
- Mikoláš Janota and Joao Marques-Silva. Abstraction-based algorithm for 2QBF. In *International Conference on Theory and Applications of Satisfiability Testing*, pp. 230–244. Springer, 2011.
- Mikoláš Janota and Joao Marques-Silva. Solving QBF by clause selection. In *IJCAI*, pp. 325–331, 2015.
- Mikoláš Janota, William Klieber, Joao Marques-Silva, and Edmund Clarke. Solving QBF with counterexample guided refinement. In *International Conference on Theory and Applications of Satisfiability Testing*, pp. 114–128. Springer, 2012.
- Robert G Jeroslow and Jinchang Wang. Solving propositional satisfiability problems. *Annals of mathematics and Artificial Intelligence*, 1(1-4):167–187, 1990.
- Charles Jordan and Łukasz Kaiser. Experiments with reduction finding. In *International Conference on Theory and Applications of Satisfiability Testing*, pp. 192–207. Springer, 2013.
- Cezary Kaliszyk, Josef Urban, Henryk Michalewski, and Mirek Olšák. Reinforcement learning of theorem proving. *arXiv preprint arXiv:1805.07563*, 2018.
- Elias B. Khalil, Pierre Le Bodic, Le Song, George Nemhauser, and Bistra Dilkina. Learning to branch in mixed integer programming. In *Proceedings of the Thirtieth AAAI Conference on Artificial Intelligence*, AAAI’16, pp. 724–731. AAAI Press, 2016. URL <http://dl.acm.org/citation.cfm?id=3015812.3015920>.
- William Klieber. Ghostq QBF solver system description, 2012.
- Sanjay Krishnan, Zongheng Yang, Ken Goldberg, Joseph Hellerstein, and Ion Stoica. Learning to optimize join queries with deep reinforcement learning, 2018.
- Mitsuru Kusumoto, Keisuke Yahata, and Masahiro Sakai. Automated theorem proving in intuitionistic propositional logic by deep reinforcement learning. *arXiv preprint arXiv:1811.00796*, 2018.
- Jia Hui Liang, Vijay Ganesh, Pascal Poupart, and Krzysztof Czarnecki. Learning rate based branching heuristic for sat solvers. In *International Conference on Theory and Applications of Satisfiability Testing*, pp. 123–140. Springer, 2016.

- Florian Lonsing and Armin Biere. DepQBF: A dependency-aware QBF solver. *JSAT*, 7(2-3):71–76, 2010.
- Sarah Loos, Geoffrey Irving, Christian Szegedy, and Cezary Kaliszyk. Deep network guided proof search. *arXiv preprint arXiv:1701.06972*, 2017.
- João P Marques-Silva and Karem A Sakallah. GRASP - A new search algorithm for satisfiability. In *Proceedings of CAD*, pp. 220–227. IEEE, 1997.
- Tomas Mikolov, Kai Chen, Greg Corrado, and Jeffrey Dean. Efficient estimation of word representations in vector space. *arXiv preprint arXiv:1301.3781*, 2013.
- Matthew W Moskewicz, Conor F Madigan, Ying Zhao, Lintao Zhang, and Sharad Malik. Chaff: Engineering an efficient SAT solver. In *Proceedings of the 38th annual Design Automation Conference*, pp. 530–535. ACM, 2001.
- Florian Pigorsch and Christoph Scholl. An AIG-based QBF-solver using SAT for preprocessing. In *Proceedings of the 47th Design Automation Conference*, pp. 170–175. ACM, 2010.
- Luca Pulina. The ninth QBF solvers evaluation-preliminary report. In *QBF@ SAT*, pp. 1–13, 2016.
- Markus N Rabe and Sanjit A Seshia. Incremental determinization. In *International Conference on Theory and Applications of Satisfiability Testing*, pp. 375–392. Springer International Publishing, 2016.
- Markus N Rabe and Leander Tentrup. CAQE: A certifying QBF solver. In *Formal Methods in Computer-Aided Design (FMCAD)*, 2015, pp. 136–143. IEEE, 2015.
- Markus N Rabe, Leander Tentrup, Cameron Rasmussen, and Sanjit A Seshia. Understanding and extending incremental determinization for 2QBF. In *International Conference on Computer Aided Verification (accepted)*, 2018.
- Franco Scarselli, Marco Gori, Ah Chung Tsoi, Markus Hagenbuchner, and Gabriele Monfardini. The graph neural network model. *Trans. Neur. Netw.*, 20(1):61–80, January 2009. ISSN 1045-9227. doi: 10.1109/TNN.2008.2005605. URL <http://dx.doi.org/10.1109/TNN.2008.2005605>.
- Daniel Selsam, Matthew Lamm, Benedikt Bunz, Percy Liang, Leonardo de Moura, and David L Dill. Learning a SAT solver from single-bit supervision. *arXiv preprint arXiv:1802.03685*, 2018.
- Jörg Siekmann and Graham Wrightson. *Automation of Reasoning: 2: Classical Papers on Computational Logic 1967–1970*. Springer Science & Business Media, 1983.
- Gagandeep Singh, Markus Püschel, and Martin Vechev. Fast numerical program analysis with reinforcement learning. In *Computer Aided Verification (CAV)*, 2018.
- Armando Solar-Lezama, Liviu Tancau, Rastislav Bodik, Sanjit Seshia, and Vijay Saraswat. Combinatorial sketching for finite programs. *ACM Sigplan Notices*, 41(11):404–415, 2006.
- Mate Soos. Cryptominisat v4. *SAT Competition*, pp. 23, 2014.
- Leander Tentrup. Non-prenex QBF solving using abstraction. In *International Conference on Theory and Applications of Satisfiability Testing*, pp. 393–401. Springer, 2016.
- Leander Tentrup. On expansion and resolution in CEGAR based QBF solving. In *International Conference on Computer Aided Verification*, pp. 475–494. Springer, 2017.
- Grigori S Tseitin. On the complexity of derivation in propositional calculus. *Studies in constructive mathematics and mathematical logic, Reprinted in Siekmann & Wrightson (1983)*, 2(115-125):10–13, 1968.
- Ronald J Williams. Simple statistical gradient-following algorithms for connectionist reinforcement learning. *Machine learning*, 8(3-4):229–256, 1992.

A Global Solver State

1. Current decision level
2. Maximal activity
3. Number of restarts
4. Restarts since last major restart
5. Conflicts until next restart
6. Number of variables
7. Ratio of universal variables to existential variables
8. Number of active clauses
9. Ratio of variables that already have a Skolem function to total variables
10. Number of decisions processed
11. Number of conflicts processed
12. Ratio of decisions and conflicts
13. Ratio of decisions and restarts
14. Number of successful propagation steps
15. Number of constants that were propagated
16. Ratio of constant propagations to function propagations
17. Number of pure variable assignments (\approx decisions that cannot cause conflicts and are taken automatically)
18. Number of propagation checks (including unsuccessful checks)
19. Ratio of propagation checks that were successful
20. Number of local conflict checks
21. Number of global conflict checks
22. Ratio of local conflict checks that were successful
23. Ratio of global conflict checks that were successful (i.e. led to conflicts)
24. Number of conflicts caused by propagation of constants
25. Ratio of conflicts that were caused by constant propagation
26. Total length of learned clauses
27. Average length of learned clauses
28. Number of literals removed through clause minimization
29. Ratio of literals removed through clause minimization to total length of learned clauses
30. Maximum activity value over all variables

B Literal Labels

Here we describe the exact values for each literal presented to the neural network described in Section 4. The vector `lit`

consists of the following 8 values:

$y_0 \in \{0, 1\}$	indicates whether the variable is universally quantified,
$y_1 \in \{0, 1\}$	indicates whether the variable is existentially quantified,
$y_2 \in \{0, 1\}$	indicates whether the variable has a Skolem function already,
$y_3 \in \{0, 1\}$	indicates whether the variable was assigned constant True,
$y_4 \in \{0, 1\}$	indicates whether the variable was assigned constant False,
$y_5 \in \{0, 1\}$	indicates whether the variable was decided positive,
$y_6 \in \{0, 1\}$	indicates whether the variable was decided negative, and
$y_7 \in \mathbb{R}_{\geq 0}$	indicates the activity level of the variable.

C The QDIMACS File Format

QDIMACS is the standard representation of quantified Boolean formulas in prenex CNF. It consists of a header “`p cnf <num_variables> <num_clauses>`” describing the number of variables and the number of clauses in the formula. The lines following the header indicate the quantifiers. Lines starting with ‘a’ introduce universally quantified variables and lines starting with ‘e’ introduce existentially quantified variables. All lines except the header are terminated with 0; hence there cannot be a variable named 0. Every line after the quantifiers describes a single clause (i.e. a disjunction over variables and negated variables). Variables are indicated simply by an index; negated variables are indicated by a negative index. Below give the QDIMACS representation of the formula $\forall x. \exists y. (x \vee y) \wedge (\neg x \vee y)$:

```
p cnf 2 2
a 1 0
e 2 0
1 2 0
-1 2 0
```

There is no way to assign variables strings as names. The reasoning behind this decision is that this format is only meant to be used for the computational backend.

D Hyperparameters and Training Details

We trained a model on the reduction problems training set for 10M steps on an AWS server of type C5. We trained with the following hyperparameters, yet we note that training does not seem overly sensitive:

- Literal embedding dimension: $\delta_L = 16$
- Clause embedding dimension: $\delta_C = 64$
- Learning rate: 0.0006 for the first 2m steps, then 0.0001
- Discount factor: $\gamma = 0.99$
- Gradient clipping: 2
- Number of iterations (size of graph convolution): 1
- Minimal number of timesteps per batch: 1200

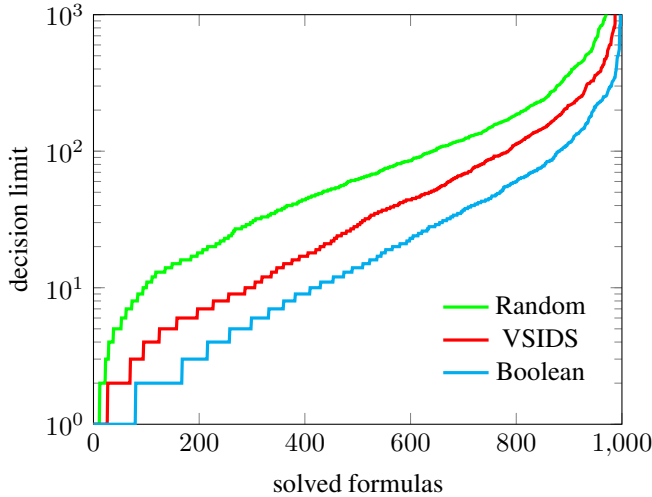


Figure 5: A cactus plot describing how many formulas were solved within growing decision limits on the *Boolean* test set. Lower and further to the right is better.

E Additional Datasets and Experiments

While the set of Reductions-formulas we considered in the main part of the paper was created independently from this paper and is therefore unlikely to be biased towards our approach, one may ask if it is just a coincidence that our approach was able to learn a good heuristic for that particular set of formulas. In this appendix we consider two additional sets of formulas that we call *Boolean* and *Words*, and replicated the results from the main part. We show that we can learn a heuristic for a given set/distribution of formulas that outperforms VSIDS by a significant margin.

Boolean is a set of formulas of random circuits. Starting from a fixed number (8) of Boolean inputs to the circuit, individual AND-gates are added (with randomly chosen inputs with random polarity) up to a certain randomized limit. This circuit is turned into a propositional Boolean formula using the Tseitin transformation, and then a small fraction of random clauses is added to add some irregularities to the circuit. (Up to this point, the process is performed by the fuzz-tester for SAT solvers, FuzzSAT, available here <http://fmv.jku.at/fuzzsat/>.) To turn this kind of propositional formulas into QBFs, we randomly selected 4 variables to be universally quantified. This resulted in a more or less even split of true and false formulas. The formulas have 50.7 variables on average. In Figure 5 we see that training a model on these formulas (we call this model *Boolean*, like the data set) results in significantly better performance than VSIDS. The advantage of the learned heuristic over VSIDS and Random is smaller compared to the experiments on Reductions in the main part of the paper. We conjecture that this is due to the fact that these formulas are much easier to begin with, which means that there is not as much potential for improvement.

Words is a data set of random expressions over (signed) bitvectors. The top-level operator is a comparison ($=$, \leq , \geq , $<$, $>$), and the two subexpressions of the comparison are arithmetic expressions. The number of operators and leafs

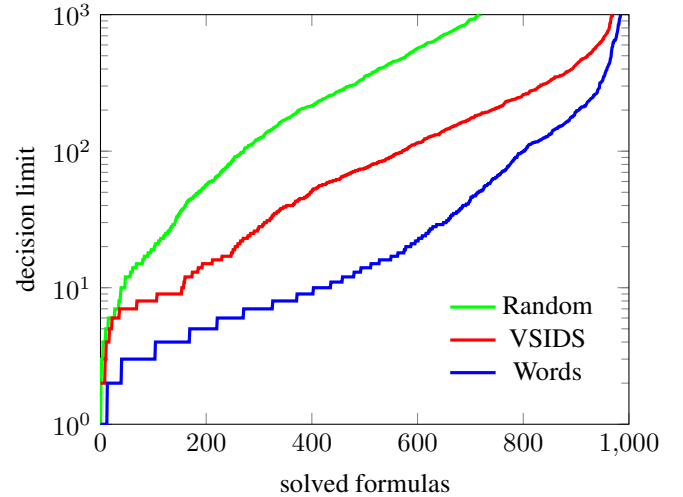


Figure 6: A cactus plot describing how many formulas were solved within growing decision limits on the *Words* test set. Lower and further to the right is better.

in each expression is 9, and all bitvectors have word size 8. The expressions contain up to four bitvector variables, alternatingly assigned to be existentially and universally quantified. The formulas are simplified using the circuit synthesis tool ABC, and then they are turned into CNF using the standard Tseitin transformation. The resulting formulas have 71.4 variables on average and are significantly harder for both Random and VSIDS. For example, the first formula from the data set looks as follows: $\forall z. \exists x. ((x - z) \text{ xor } z) \neq z + 1$, which results in a QBF with 115 variables and 298 clauses. This statement happens to be true and is solved with just 9 decisions using the VSIDS heuristic. In Figure 6 we see that training a new model on the *Words* dataset again results in significantly improved performance. (We named the model *Words*, after the data set.)

We did not include the formula sets Boolean and Words in the main part, as they are generated by a random process - in contrast to Reductions, which is generated with a concrete application in mind. In the formal methods community, artificially generated sets of formulas are known to differ from application formulas in non-obvious ways.

F Additional Experiments on Generalization to Larger Formulas

An interesting observation that we made is that models trained on sets of small formulas generalize well to larger formulas from similar distributions. To demonstrate this, we generated a set of larger formulas, similar to the *Words* dataset. We call the new dataset *Words30*, and the only difference to *Words* is that the expressions have size 30. The resulting formulas have 186.6 variables on average. This time, instead of training a new model, we test the model trained on *Words* (from Figure 6) on this new dataset.

In Figure 7, we see that the overall hardness (measured in the number of decisions needed to solve the formulas) has increased a lot, but the relative performance of the heuris-

tics is still very similar. This shows that the heuristic learned on small formulas generalizes relatively well to much larger/harder formulas.

In Figure 3, we have already observed that the heuristic also generalizes well to much longer episodes than those it was trained on. We believe that this is due to the “locality” of the decisions we force the network to take: The graph neural network approach uses just one iteration, such that we force the heuristics to take very local decisions. Not being able to optimize globally, the heuristics have to learn local features that are helpful to solve a problem sooner rather than later. It seems plausible that this behavior generalizes well to larger formulas (Figure 7) or much longer episodes (Figure 3).

G Encoder variants and Hyperparameters

The encoder described in Subsection 4.1 is by no means the only reasonable choice. In fact, the graph representation described in Fig. 2 is not unique. One could just as well represent the formula as a bipartite graph on *variables* and *clauses*, with two types of edges, one for each polarity. The encoder then produces encodings of variables rather than literals, and the propagation along edges is performed with two different learned parameter matrices, one for each edge type. The equations for such an encoder are:

$$c_t = \text{ReLU} \left(\sum_{l \in c} \mathbf{W}_V [\mathbf{v}^\top, v_{t-1}^\top] + \mathbf{B}_V \right)$$

$$v_t = \text{ReLU} \left(\sum_{c, v \in c} \mathbf{W}_C [\mathbf{c}^\top, c_t^\top] + \mathbf{B}_C \right)$$

Where W_V is one of W_V^+, W_V^- (and similarly, $W_C \in \{W_C^+, W_C^-\}$), depending on the polarity of the occurrence of v in c , with \mathbf{v} as the variable’s label. Accordingly, we change the policy network to produce *two* scores per variable embedding v_τ , as the qualities of assigning this variable to positive or negative polarity. In our experiments, this variant of the encoder achieved comparable results to those of the literal-based encoder.

The hyperparameter τ controls the number of iterations within the GNN. Here too, there are several variants of the encoder one could consider. The architecture described in Subsection 4.1, which achieved the reported results, applies the same transformation for every iteration (the matrices W_C, W_L). We’ve also experimented with a variant that uses τ different learned transformations, one per iteration, denoted W_C^t, W_L^t , for $1 \leq t \leq \tau$ (intuitively, this allows the network to perform a different computation in every iteration). It achieved comparable results, yet with roughly τ times the number of parameters. A version with even more parameters gave the t^{th} transformation access not only to the $t - 1$ embedding, but to all the $1, \dots, t - 1$ previous embeddings, through residual connections. This version also didn’t achieve significantly better results. To get results with more than one iteration we had to add a normalization layer between every two iterations. We experimented with both Layer Normalization (Ba et al., 2016) and a GRU cell (Chung et al.,

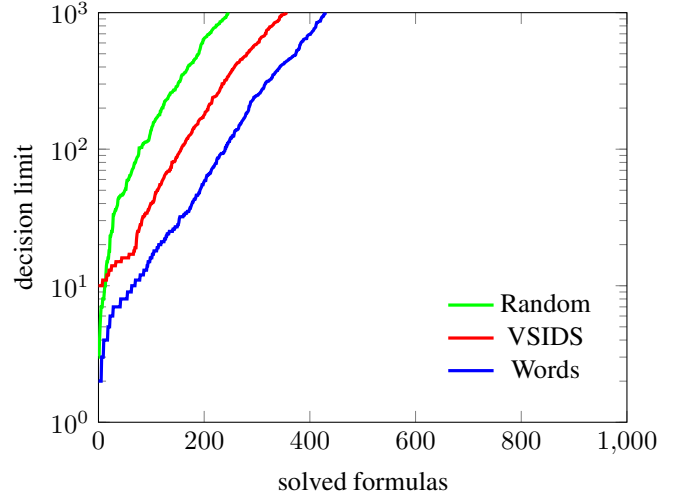


Figure 7: A cactus plot describing how many formulas were solved within growing decision limits on the *Words30* test set. Lower and further to the right is better. Note that unlike in the other plots, the model *Words* was not trained on this distribution of formulas, but on the same *Words* dataset as before.

2014), which gave similar results. Adding a 2nd and 3rd iteration achieved only slightly better results when measuring number of decisions to solve a formula, at the cost of more parameters, slower training, and more importantly, slower inference at runtime. When measuring number of formulas solved in real time, a single iteration achieved best results overall. However, given the large overhead of our agent implementation, it is possible that an optimized in-process implementation could still benefit from multiple iterations in the GNN. It is interesting to point out that when we tested a model with *zero* iterations, that is, no GNN at all, where the policy network gets to see only the variable labels from the solver, it achieved results on par with the VSIDS heuristic (not surprising in itself, as the VSIDS activity is one of the features per variable), considerably less than the results for 1 iteration. That shows that at least the 1-hop neighborhood of a variable contains information which is crucial, we cannot achieve comparable results without considering this local topology of the graph.