

SCARR: A Novel Scalable Runtime Remote Attestation

Flavio Toffalini, Andrea Biondo, Eleonora Losiououk, Jianying Zhou, Mauro Conti

University of Padua

Singapore University of Technology and Design

flavio_toffalini@mymail.sutd.edu.sg

andrea.biondo.1@studenti.unipd.it

elosiououk@math.unipd.it

jianying_zhou@sutd.edu.sg

conti@unipd.it

ABSTRACT

Runtime remote attestation is a technique that allows to validate the correct execution of a program on a remote device. This is a mechanism that protects against runtime exploitations. One of these is control-flow attack, which exploits memory corruptions errors. To mitigate control-flow attacks, current defense strategies rely on control-flow integrity checks or on address space layout randomization (ASLR), unfortunately, these solutions are commonly bypassed by adversaries. Recently, researches proposed runtime remote attestation schemes that work for small programs or for embedded systems, but current approaches are not suitable for complex software like web-servers.

In this work, we present SCARR: the first SCALable Runtime Remote attestation that is designed for complex software, which might involve multi-threading programming, ASLR, and operating system signals. Unlike previous approaches, SCARR can model valid program execution paths in a scalable way and it is also suitable for monitoring virtual machines in cloud environments. We developed our idea in a proof-of-concept example and deployed it over a set of popular software. As a result, SCARR monitors remote software execution by only doubling the execution time compared to the original program, and it can efficiently deals with large applications by using a small number of measurements.

CCS CONCEPTS

• Security and privacy → Trusted computing; Software security engineering;

KEYWORDS

Control-Flow Integrity, Remote Attestation

1 INTRODUCTION

Remote attestation is a technique which allows an entity, namely *Verifier*, to validate the integrity of a remote device, namely *Prover* [10]. This approach is commonly used to validate software and hardware properties on embedded devices. The *Verifier* engages a challenge with the *Prover*, then, the latter makes a measurement of its properties (e.g., software/hardware signature) and reports it back to the *Verifier*. Static attestation aims at validating static components, e.g., the *Verifier* is talking with the right *Prover*, the software installed has not been changed. Researchers and companies have already proposed some hardware modules for performing these attestations, e.g., Software Guard Extensions (SGX) [23] and Trust-Zone [53]. Unfortunately, these solutions cannot identify runtime

attacks that modify the program behavior. To cope with these problems, static attestation was combined with the so-called runtime attestation to validate runtime properties, e.g., the software in the *Prover* is running as expected. One of the available approaches in this direction is to compute all the possible execution paths of a software within the *Prover* and then to compare them with the current executed one [8, 27]. Other strategies, instead, focus on physical attacks that allow an adversary to change the control-flow and simultaneously produce legitimate measurements [56]. Even though all these solutions are robust, they are not scalable over software such as web-servers, or database management systems (DBMS), because they attempt at tracing each possible execution path of the software to protect. First of all, this type of software contains a significant amount of compiled code (around 70MB for Apache server vs some KB for embedded software) and requires an interaction with shared libraries, which inevitably increases their complexity. Moreover, they are usually multi-threading programs equipped with ASLR and intercepting signals. All these features make the task even more challenging.

Runtime remote attestation techniques, and more precisely the ones based on control-flow properties, usually address control-flow attacks. Identifying a control-flow attack is a big challenge, largely faced in the cybersecurity community, but still open. According to CVE database [7], the number of vulnerabilities related to these attacks were more than 2000 in 2017, and overcame 2000 in just the first quarter of 2018. Due to control-flow hijacking attacks, programs can be compromised and their expected runtime flows can be redirected to execute malicious code. The main origin of this type of attacks is memory corruption errors, that affect programs written in languages such as C or C++. One of the first attacks is the so-called *ShellCode* attack [44], which was tackled by techniques such as W@X in Linux and Data Execution Prevention (DEP) in Windows. Those defenses prevent an attacker from executing code injected at runtime. However, adversaries managed to bypass these defenses by introducing the *Code-Reuse Attacks* – e.g., Return Oriented Programming (ROP) and Jump Oriented Programming (JOP) – which reorder small pieces of legitimate code already in memory – i.e., gadgets – to define a new logic. To mitigate the *Code-Reuse Attacks* two solutions have been introduced: ASLR [37] and Stack Canary [15]. The former aims at randomizing the memory addresses where gadgets are located, so that the attacker cannot know or predict them, while the latter puts a random value just before the stack return pointer.

Regardless of the defenses adopted so far, attackers developed mechanisms to bypass all of them [12, 41]. Nowadays, the most

promising defense mechanism is Control-Flow Integrity (CFI), which aims at validating the executed paths at runtime. Usually, these approaches use information from the static Control-Flow Graph (CFG) to map all valid possible branches.

In this work, we propose SCARR: a novel SCALable Runtime Remote attestation schema for enterprise systems. With respect to previous control-flow remote attestations [8, 27, 33, 56], SCARR can be applied to any software thanks to the model used for representing the execution paths. Another difference is provided by the authentication schema. Unlike previous approaches, where the *Verifier* sends challenges to the *Prover*, in SCARR the *Verifier* is passive and waits for the measurements sent by the *Prover*. Once an input is received, the *Prover* initiates a session with the *Verifier*, within which it sends a set of reports according to a specific protocol. This way, the *Verifier* can monitor the *Prover* without making it stop exposing its services.

SCARR attestation schema is designed for cloud environments that need to guarantee high availability, such as Amazon Elastic Load Balancing [35] or Azure Load Balancer [52]. The idea is based on running a set of virtual machines which are dynamically generated (and destroyed) to balance the incoming requests. Unfortunately, there are no control mechanisms to check whether one of those machines has been attacked or not. This issue can be tackled by SCARR, that can attest their runtime behavior.

Goals and Contributions. In this work, we propose a new remote control-flow attestation scheme for complex systems to detect runtime attacks performed through memory errors in user-space. Our approach requires the program’s full code, together with the required libraries, already available for the static analysis before the program execution. We deployed our approach over some popular services, such as nginx [2], Apache2 [1], and MariaDB [4]. Considering our experiments, we manage to execute the software only doubling the execution time with respect to the original program. We also measured the size of valid measurements generated by SCARR and they range between 330KiB and 2MiB.

Tu sum up, the main contributions of this work are as follows.

- A runtime remote attestation scheme for complex server programs that use multi-threading programming, are equipped with ASLR, and handle signals.
- A fine-grained detection mechanism for runtime errors, with a reference to the invalid path of the monitored program.
- A new and scalable model for representing valid execution paths in a complex program.
- A proof-of-concept implementation that works on real commercial software, which is based on DynamoRIO [31] and a custom Linux kernel.

The source code of our proof-of-concept implementation will be available at this link¹.

Organization. The paper is organized in the following way: at the beginning, we provide a background knowledge of the control-flow exploitation (Section 2), and we claim the features of the threat model (Section 3). Then, we describe SCARR, together with its

components (Section 4), the solutions adopted in our implementation (Section 5), and the goals and shortcomings of our approach (Section 7). We conclude the paper illustrating the related works (Section 8) and summarizing our contributions (Section 9).

2 BACKGROUND

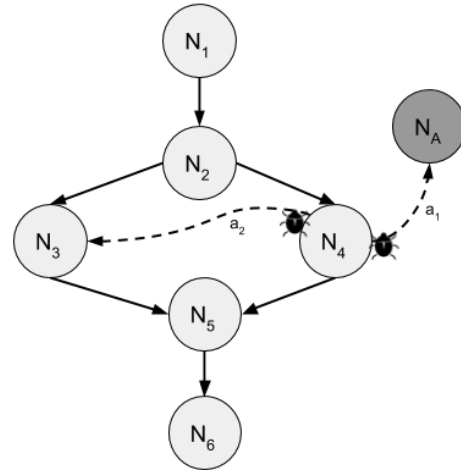
The purpose of this section is to illustrate how an attacker could perform a memory corruption attack to change the CFG of a program.

As a reference example, we will use the snippet of a simple program, which is shown in Figure 1a. The program starts with the acquisition of an input from the user (line 1). This is evaluated (line 2) in order to redirect the program execution towards the retrieval of a privileged information (line 3) or an unprivileged one (line 4). Each information is, then, stored in a variable (y), which is returned as an output (line 5), before the program exits properly (line 6).

N_1	<code>x = input()</code>
N_2	<code>if x == 'auth':</code>
N_3	<code> y = get_privileged_info()</code>
	<code>else:</code>
N_4	<code> y = get_unprivileged_info()</code>
N_5	<code>output(y)</code>
N_6	<code>terminate</code>
N_A	<code>attacker-injected code()</code>

 = return address corruption

(a) Pseudo-code of the runtime example.



(b) Control-flow graph of the runtime example.

Figure 1: Scenario of a runtime attack.

The CFG associated to the program in Figure 1a is depicted in Figure 1b. In this case, each node of the graph represents a basic block of the program and an edge connecting two nodes is the standard flow through which the program moves from an instruction

¹We are willing to share the source code with the community upon acceptance or to provide it to the reviewers in case it is needed

towards a different one. A basic block (BBL) is considered as a linear sequence of instructions with a single entry point (*i.e.*, no incoming branches to instructions other than the first), and a single exit point (*i.e.*, no outgoing branches from instructions other than the last). Therefore, a BBL is executed as a unit.

We assume that an attacker is able to run the program (from the node N_1), but that he is not authorized to retrieve the privileged information. Thus, when he is asked to input a value, he is redirected to node N_4 . At this point, the attacker tries to exploit a memory corruption error inside the `get_unprivileged_info()` procedure through two different approaches: (i) code injection (edge labeled as a_1), (ii) code-reuse (edge labeled as a_2).

The first attempt is represented by the edge labeled as a_1 . It consists in forcing the program normal flow to execute an injected malicious code. To achieve his aim, the attacker has first to inject new malicious code into a writable memory area and then redirect a pointer to that area. The malicious code can be injected by overflowing a function’s local buffer allocated on the stack (node N_A), while for jumping to the new code the attacker can overwrite the function return address and create a new possible path (edge from N_4 to N_A). This type of attack is commonly known as *shellcode* attack. However, if the program is equipped with W \oplus X or DEP mechanisms, the attacker is not able to inject new malicious code. Therefore, he has to switch to a different strategy, which might involve a *Code-Reuse Attack*, depicted by the edge a_2 . In this case, the attacker could overwrite the return address of the `get_unprivileged_info()` procedure with the `get_privileged_info()` one, creating a new edge from N_4 to N_3 , and acquiring the privileged information he was originally not allowed to. Even if this attack can be mitigated by several defenses, such as ASLR, it has been already proved that runtime attacks can still be performed [?].

A more reliable defense, which can address the above-mentioned attack, is instead given by CFI. As a matter of fact, systematically checking whether a traversed path between two nodes is an expected one or not allows to detect an ongoing attack and notify that the original program’s CFG has been modified. Therefore, both attempts made by the attacker would lead to two invalid paths, respectively: the first one between N_4 and N_A , the second one between N_4 and N_3 .

3 THREAT MODEL

The threat model considered in this work aims at modifying the original CFG of a program by the introduction of new malicious edges. The attack is assumed to be performed through memory corruption errors, executed in user-space and targeting standard software interfaces, such as services exposed through a network. More specifically, we focus on ROP/JOP attacks [17, 20] and code injection attacks [44].

In addition, the software addressed by our defense mechanism is already equipped with modern mitigation techniques (*i.e.*, W \oplus X/DEP, ASLR, and Stack Canary) and the kernel-space is considered trusted, which is a reasonable assumption if the machine is equipped with trusted modules such as Trusted Platform Module.

Finally, in this work, we do not cover data-oriented attacks, program’s bytecode modifications and dynamic loading of code at runtime such as with just-in-time compilers (JIT) [46].

4 OUR PROPOSAL: SCARR

In this section we describe SCARR, providing first a general overview of the system and, then, deeply illustrating the model for the representation of the executed paths. After this, we illustrate the communication protocol engaged among the system components and, finally, the key challenges faced.

4.1 System Overview

In this section, we provide an overview of SCARR, which consists of the four different components, shown in Figure 2:

- A *Measurements Generator*, responsible for the program’s CFG generation and identification of all the valid measurements.
- A *Measurements DB*, for saving all the program’s valid measurements previously obtained.
- A *Prover*, which is the machine running the monitored program.
- A *Verifier*, which is the machine performing the program’s runtime check.

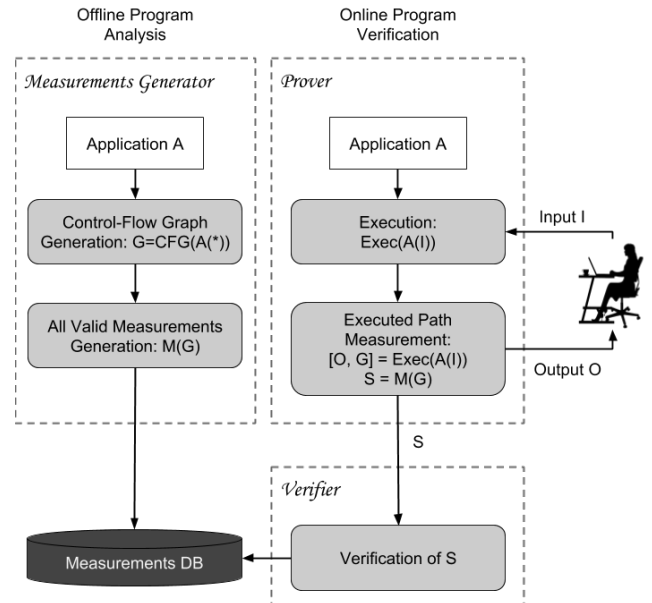


Figure 2: System overview.

As a whole, our system encompasses two distinct phases, in which the components are differently involved: an *Offline Program Analysis* and an *Online Program Verification*. The first phase requires the *Measurements Generator* to create the CFG and to “measure” the valid execution paths (more details in Section 4.2), while the *Measurements DB* permanently saves that information. During the second phase the *Prover* is supposed to run the program, the *Verifier* to check the program’s runtime measurements, and the *Measurements DB* to extract the previously saved valid measurements. Each phase will be described with more details in the rest of the paragraph.

In the first block of the *Offline Program Analysis*, we assume to have an application $A()$ running in the *Measurements Generator*. This application, or a subset of it (*i.e.*, a function), is analyzed so that its CFG – G – is extracted and processed to identify all the valid measurements – $M(G)$ –, then permanently saved in the *Measurements DB*. The generation of the CFG is performed only once over the whole application $A()$, assuming to have its full code and all the associated libraries. In our work, we do not deal with dynamically generated code – *e.g.*, JIT – because it introduces unforeseen branches in the CFG. We are aware that generating a complete CFG from a complex program is a well-known open research problem, still unsolved. However, we consider that a static graph obtained by combining the compiled code together with dynamic analysis is complete enough for our study.

As already mentioned, the purpose of the *Online Program Verification* is to attest $A()$ at runtime. To achieve this aim, both a *Prover* and a *Verifier* are involved. More specifically, the *Verifier* targets two purposes: validating whether the running application is still the same and checking whether the graph generated at runtime is coherent with the one computed offline. The first objective can be completed through a static attestation of the *Prover* software stack. For the sake of simplicity, we avoid describing it because it is a problem already covered by other researchers and implemented in commercial products [23, 53]. The second one, instead, relies on a continuous information exchange between the *Prover* and the *Verifier*. Usually, in a remote attestation setting the *Verifier* starts the communication by sending the *Prover* a challenge to be solved. Then, the *Prover* provides a report, which is returned back to the *Verifier* for a check. In our study, we assume the application $A()$ is running and waiting for an input from a user. When an input arrives, it is processed by the *Prover*, that in parallel generates a set of measurements. Those ones are sent to the *Verifier*, that first evaluates their validity and, then, compares them with the ones stored in the *Measurements DB*. To guarantee a secure communication between *Prover* and *Verifier*, our design requires the definition of a session for each input received by the user. This session is identified by a session ID, which is sent to the *Verifier* together with the measurement to be checked and an incremental counter that prevents replay attacks. Moreover, each message is encrypted with a cryptographic key which is shared only between the two components. Considering the operating system as trusted, the *Prover* saves this sensitive information (*i.e.*, session IDs, shared keys and runtime measurements) in the kernel-space.

4.2 Execution Path Representation Model

In order to describe our model, we will preset an example that is described in Figure 3, which is an expanded version of the CFG illustrated in Figure 1b. In that model, the nodes N_1 , N_3 , N_4 , and N_5 are respectively associated to a function that contains a *syscall*: N_1 to the `input()` function for gathering user inputs; N_2 to the `get_privileged_info()` function for retrieving a privileged information from a file; N_4 to the `get_unprivileged_info()` function for reading an unprivileged information from a file; N_5 to the `output()` function for printing out the input previously acquired. Each function encompasses a preamble, a *syscall*, and an exit point. Therefore, the nodes N_1 , N_3 , N_4 and N_5 call a sequence of three

nodes. The meaning of an edge connecting two nodes is unchanged (*i.e.*, it is the program’s flow to move from one node towards the following one), while the roles of P_B and P_E will be explained later.

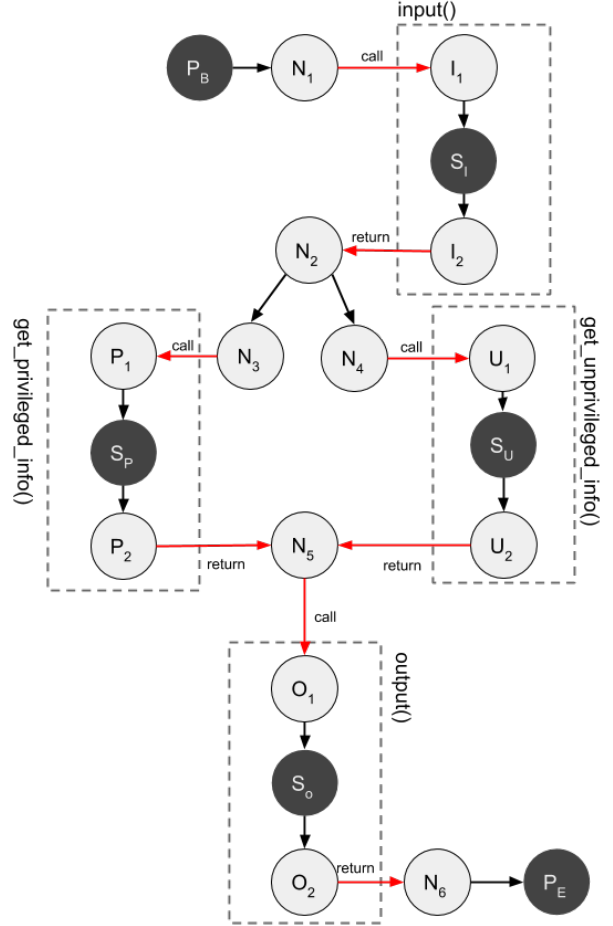


Figure 3: A static CFG used to generate the execution path representation model of SCARR

Looking at Figure 3, one might perceive at a glance the complexity that the CFG of a real program might have, as well as the one of the consequent CFI applied on that CFG. For this reason, our first challenge has been to design a model that, starting from a CFG, can keep all the relevant information to complete an efficient CFI at runtime. Intuitively, the safest solution would be to identify all the possible paths that connect two consecutive nodes. However, it is clear that this would immediately result in a huge data structure, that can become even bigger if we consider all the combinations introduced by decision nodes, *loops*, and *recursions*. Moreover, some of those ones depend on the user input, which can not be inferred a priori.

Given the previous considerations, we decided to build our model relying on the following observation, which has been previously stated in the literature [34, 49]: a control-flow attack becomes a real

threat when the compromised software interacts with the underlying system (*i.e.*, a *syscall* or an API). Considering that, we moved from a fine-grained representation of the CFG, based on single BBLs, towards a different one, built on a sequence of BBLs which are validated at certain program points. Therefore, our SCARR model has been designed to involve only two components:

- *Checkpoints*, which are CFG significant points containing, for example, a *syscall* or an API.
- *List of Actions (LoA)*, which represents a set of instructions connecting two consecutive significant points.

Recalling our system overview, a CFG, statically generated from the application code together with its libraries, is processed by the *Measurements Generator* to identify all the *checkpoints* and the *LoA* that connect them. The final output returned by the *Measurements Generator*, at the end of the first phase, is a set of measurements as the following one:

$$M = (\text{checkpoint}_A, \text{checkpoint}_B, H(\text{LoA})).$$

Each measurement contains three different elements: the *checkpoint_A*, to save the previous *checkpoint*; the *checkpoint_B*, to save the current *checkpoint*; the *H(LoA)*, to keep the hash of *LoA* connecting *checkpoint_A* and *checkpoint_B*. Since the number of actions in a *LoA* is unknown a priori, it is represented through a hash fixed value.

Checkpoints. *Checkpoints* are significant nodes belonging to the CFG considered both by the *Measurements Generator*, for the generation of measurements during the *Offline Program Analysis*, and by the *Prover*, for the computation of a measurement sent to the *Verifier* during the runtime execution. *Checkpoints* are associated to *syscalls*, but we also expanded the model to include the following types of nodes:

- *Thread beginning*, to identify the beginning of a thread (*i.e.*, P_B).
- *Thread end*, to identify the end of a thread (*i.e.*, P_E).
- *Syscall*, to identify an exit point (*i.e.*, an S_X node).
- *Virtual-checkpoint*, used to manage *loops* and *recursions*.

Since we aim at modeling multi-threading programs, we represent each single thread life-cycle. Therefore, threads are associated to the main process by exploiting the communication protocol between *Prover* and *Verifier*, which is explained in section 4.3. In Figure 3 *checkpoints* are identified as black filled circles.

List of Actions. As already mentioned, a *LoA* is a sequence of instructions that a program follows to move from a *checkpoint* to a different one. The *LoA* computed during the *Offline Program Analysis* contains only valid paths between two different *checkpoints*, while the ones calculated at runtime by the *Prover* might have been compromised by an attacker and, therefore, are checked by the *Verifier*. More specifically, the attacker’s purpose is to modify the original CFG of the program: this is achieved through a memory corruption error, which changes the target address of an instruction so that the program executes a different portion of code. Among all the possible instructions that might be manipulated, attackers choose the ones involved in indirect jumps since those are computed at runtime. Differently, direct jumps performed through an *if* condition or a *while loop* are built on conditional branches and are not addressed by these attacks. For those reasons, the instructions included in a *LoA* are the following ones:

- indirect jumps, such as `jmp %eax`.
- indirect calls, such as `call qword ptr [%ebp+8]`.
- return, such as `ret`.

Referring once again to Figure 3, the indirect jumps (*i.e.*, `call` and `return`) considered by the model of SCARR are represented with red arrows. The complete *LoA* associated to the example, together with the relative *checkpoints*, is shown below.

$$\begin{aligned} P_B - S_I &: [(call, N_1, I_1)] \\ S_I - S_U &: [(ret, I_2, N_2), (call, N_4, U_1)] \\ S_U - S_O &: [(ret, U_2, N_5), (call, N_5, O_1)] \\ S_I - S_P &: [(ret, I_2, N_2), (call, N_3, P_1)] \\ S_P - S_O &: [(ret, P_2, N_5), (call, N_5, O_1)] \\ S_O - P_E &: [(ret, O_2, N_6)]. \end{aligned}$$

As an example, after entering in S_I , the control returns to the main program by the action (ret, I_2, N_2) . From there, it is possible to reach either S_U or S_P based on the control in N_2 . If we invoke the function `get_unprivileged_info()`, the action $(call, N_4, U_1)$ will be generated.

4.3 The Prover-Verifier Communication Protocol

In SCARR, the remote attestation phase relies on the interaction between the *Prover* and the *Verifier*, both adhering to an asynchronous communication protocol. This defines the format of the messages and the sequence in which they are expected to be sent.

A message sent by the *Prover* (*i.e.*, the report) has the following format:

$$R = E_K(\text{session_id}, \text{thread_id}, \text{measurement_id}, M).$$

The first element contained in a report is the *session_id*: an incremental number identifying a single session and referring to the complete processing of an input, from its acquisition to the generation of an output. The second element enclosed in the report is the *thread_id*: an identifier aimed at distinguishing a single thread among the set of threads belonging to a multi-threading program. The third report component is the *measurement_id*: an incremental number associated to each thread and increased every time a new measurement is sent to the *Verifier*. Finally, the last component refers to the current measurement that needs to be checked by the *Verifier*. To guarantee the confidentiality of the communication, the whole report is encrypted with a key shared between the *Prover* and the *Verifier*.

As already mentioned, the activation of the remote attestation procedure starts with an input provided by the user. When this is acquired, the *Prover* starts a new session, within which the input will be processed. While running, the *Prover* keeps track of the different *actions* it performs, as soon as a *checkpoint* is reached. When this happens, the *Prover* computes the hash of the *LoA* undertaken so far and sends the report to the *Verifier*. At first, the *Verifier* sends back to the *Prover* an acknowledgment to confirm the correct receipt of the report. Then, it performs three checks: the validity of the report; the comparison of the measurement under evaluation with the corresponding one statically identified and saved in the

Measurements DB; the consistency of the measurement under evaluation. The first check is performed analyzing the three counters contained in the report, to see if they are consistent with the current *session_id*, *thread_id* and the latest received *measurement_id*, respectively. The second check relies on a comparison between the new measurement and the one identified during the *Offline Program Analysis*. More specifically, we expect that the triplet formed by the two *checkpoints* and the hash of the *LoA* calculated at runtime is already in the *Measurements DB*. For the last check, the *Verifier* considers the new measurement to be checked and the previous it has received, both associated to the current session and to a specific thread. The comparison is done according to this consideration: if the new measurement is consistent and the thread has not been compromised, then the target *checkpoint* of the latest measurement has to be equal to the starting *checkpoint* of the current one.

During those three checks, the *Verifier* can, at any point, notify that an attack has been performed. To guarantee a good quality of service provided by the *Prover* to the user, the *Verifier* performs not-blocking checks. This means that, once the *Prover* has sent the report, it keeps running without waiting for a response from the *Verifier*.

4.4 Key Challenges

During the design of the SCARR model, we faced important challenges introduced by *loops*, *recursions*, and signals. As a matter of fact, *loops* and *recursions* can generate an uncountable number of possible combinations in a *LoA*, in particular we describe three different cases for *loops*. Instead, signals can raise an unpredictable execution path at any time. In this section, we illustrate the adaptation of the model which has been done to handle those cases.

Loop without syscalls. The simplest case we analyzed is illustrated in Figure 4: a *loop* without *syscalls* or indirect jumps. Our solution is to consider only the relevant *actions* around the loop, ignoring this last one. The resulting *LoA* is the following one:

$$(S_A - S_B) : [(ret, S_A, N_1), (call, N_3, S_B)].$$

Loop with syscalls. The second challenge we considered is de-

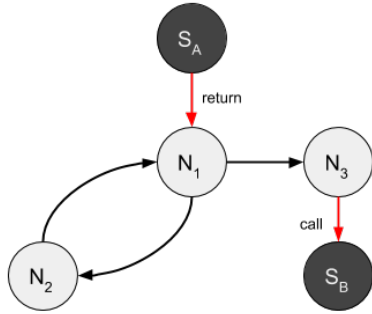


Figure 4: Loop without syscalls in the loop body

picted in Figure 5. Here, the *loop* body contains a *syscall* targeted by two indirect jumps. Our proposed solution is to generate a *LoA* for each pair of *checkpoints* and consider the *syscall* node as a self-linked one. The resulting set of *LoA* for this example is the following

one:

$$\begin{aligned} (S_A - S_C) &: [(ret, S_A, N_1), (call, N_3, S_C)] \\ (S_B - S_B) &: [(ret, S_B, N_1), (call, N_1, S_B)] \\ (S_A - S_B) &: [(ret, S_A, N_1), (call, N_1, S_B)] \\ (S_B - S_C) &: [(ret, S_B, N_1), (call, N_3, S_C)]. \end{aligned}$$

If no indirect jumps are used to invoke the *syscall*, we simply use an empty list.

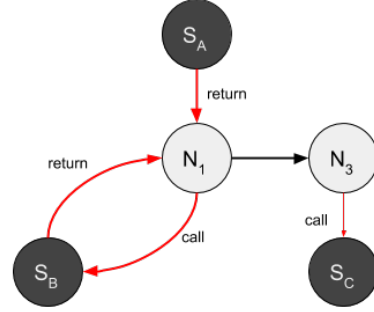


Figure 5: Loop with syscalls in the loop body

Loop with indirect jumps. The third challenge, shown in Figure 6, regards a *loop* with indirect jumps to a simple node, *i.e.*, a node that does not perform a *syscall*. Since these edges might be manipulated by the attacker, we need to model a *LoA* for them. The inherent complexity of this case is given by the number of possible *loop* iterations, which might theoretically explode. To overcome the problem, we consider the conditional node of the *loop* (*i.e.*, N_1) as a *virtual-checkpoint* and define the following *LoA*:

$$\begin{aligned} (S_A - N_1) &: [(ret, S_A, N_1)] \\ (N_1 - N_1) &: [(call, N_1, N_2), (ret, N_2, N_1)] \\ (N_1 - S_B) &: [(call, N_3, S_B)]. \end{aligned}$$

Recursions. In Figure 7, we illustrate the last challenge regarding *recursions*: a function which invokes itself. Intuitively, the *LoA* connecting P_B and P_E should contain all the possible invocations made by a $c()$ towards itself. However, as well as the previous challenge, the number of invocations cannot be precisely identified.

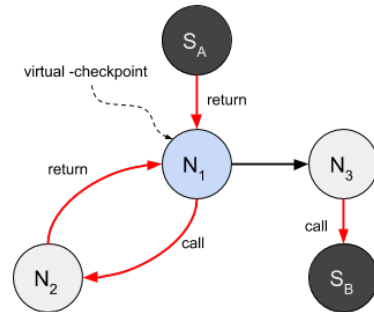


Figure 6: Loop with actions in the loop body

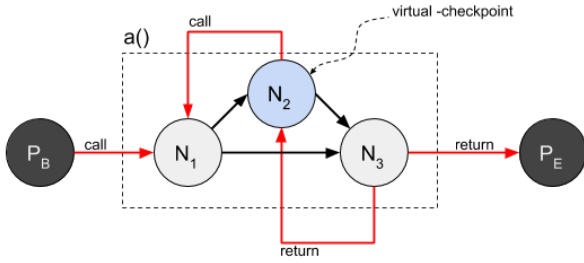


Figure 7: Example of recursive function

We, then, consider the node performing the recursion as a *virtual-checkpoint* and model only the path that could be chosen, without referring to the number of times it is really undertaken. Below, we report the associated LoA:

$$\begin{aligned} (P_B - N_2) &: [(call, P_B, N_1)] \\ (N_2 - N_2) &: [(call, N_2, N_1)] \\ (N_2 - P_E) &: [(ret, N_3, S_B)] \\ (N_2 - N_2) &: [(ret, N_3, N_2)]. \end{aligned}$$

Finally, the *virtual-checkpoint* can be used as a general approach to solve every situation in which an indirect jump targets a node which is already present in the LoA.

Signals. When a thread receives a signal, its execution is stopped and, after a context-switch, it is given to a dedicated handler (e.g., a function). This scenario makes the control-flow unpredictable since an interruption can occur at any point during the execution.

To manage this case, SCARR requires that, after the interception of a signal, the ongoing program tracing is temporarily paused and the LoA is separately traced in a report associated to the same *thread_id* of the one executing the handler. Once this terminates, the measurement is sent to the *Verifier*, being associated to *thread beginning* and *thread end checkpoints*.

If no handler is available for the signal that interrupted the program, the entire process ends immediately, producing a wrong LoA.

5 IMPLEMENTATION

The goal of SCARR is to make runtime remote attestation feasible also for complex systems, and not just for small embedded ones. In order to validate our approach, we developed a proof-of-concept architecture and evaluated its performance on web servers (i.e., nginx [2] and Apache [1]) and a DBMS (i.e., MariaDB [4]). In this section, we first present the architecture of our proof-of-concept implementation. Then, we describe its runtime operation.

As shown in Figure 8, our architecture encompasses a set of different components, belonging either to the user-space or to the kernel-space. We now describe the complete workflow of the system.

While running inside the SCARR *Runtime monitor* component, the monitored program receives an input and starts processing it. As soon as the program encounters a *checkpoint*, either a *syscall* or a *virtual-checkpoint*, SCARR *Runtime monitor* invokes the SCARR

sys_report. In case the monitored program calls a *syscall*, the SCARR *sys_hook* component in the kernel-space intercepts the request and invokes the SCARR *sys_report*. While, in case of a *virtual-checkpoint*, the SCARR *Runtime monitor* invokes SCARR *sys_report* directly. In both cases, the SCARR *sys_report* component will create a new report, initially containing an identifier of the *syscall* or of the *virtual-checkpoint*. Meanwhile, the program continues its execution, performing several indirect jumps. For each one of them, the SCARR *Libraries* in the user-space intercept the call and forward the request to the kernel-space modules. Then, the SCARR *sys_addaction*, the SCARR *Module* and the SCARR *sys_report* keep trace of the indirect jump performed and of the associated *action* in the report. This procedure is repeated for every indirect jump, until the program reaches a new *syscall* or finds a new *virtual-checkpoint*. Then, in case of a *syscall*, SCARR *sys_hook* intercepts again the request, while in case of a *virtual-checkpoint*, the SCARR *Runtime monitor* invokes SCARR *sys_report* directly. In both cases, SCARR marks the final *checkpoint* and ends the current LoA. Therefore, the report is complete and a new measurement has been just generated. This workflow is repeated for each pair of *checkpoints* until the program reaches the end of its execution.

As already mentioned, SCARR involves an *Offline Program Analysis* and an *Online Program Verification*. For the first phase, we simply used the architecture without the involvement of the *Verifier* and chose a dynamic approach to generate the CFG to achieve a better precision. Thus, the monitored program was executed inside SCARR, that computed all the measurements. To emulate the input events provided by a user, we adopted a set of tools for automatically generating some inputs for the program. For the *Online Program Verification* we used exactly the same approach, besides the additional involvement of the *Verifier*, which checked the runtime measurements.

In the remaining part of this section, we provide technical details about the SCARR implementation.

The *Runtime monitor* component is responsible for tracing every indirect control-flow transfer in the program. This has been achieved combining two approaches: (i) the instrumentation of both application compiled code and libraries through a DynamoRIO client [31], and (ii) the customization of the Linux kernel.

The program's binary code is instrumented by DynamoRIO at the booting phase. Indirect branches (i.e., *jmp*, *call*, and *ret*) and *syscalls* are automatically found in the binary code, while *virtual-checkpoints* are loaded from a table generated during the *Offline Program Analysis*.

The customization of the Linux kernel involved: (i) a new *syscall* for updating the LoA (SCARR *sys_addaction*) (ii) a new *syscall* for generating the report (SCARR *sys_report*), (iii) a hook before each *syscall* to automatically generate reports (SCARR *sys_hook*), and (iv) a kernel module for storing SCARR sensitive information (SCARR *Module*).

The adoption of a kernel approach was chosen because found more efficient in comparison to other commercial trusted platforms, such as SGX and TrustZone.

In our scenario, we assume that: the kernel is safely bootstrapped; the attack is performed in user-space targeting software interfaces (e.g., the port 80 for nginx); the entire software stack in user-space is trusted due to static authentication and secure booting.

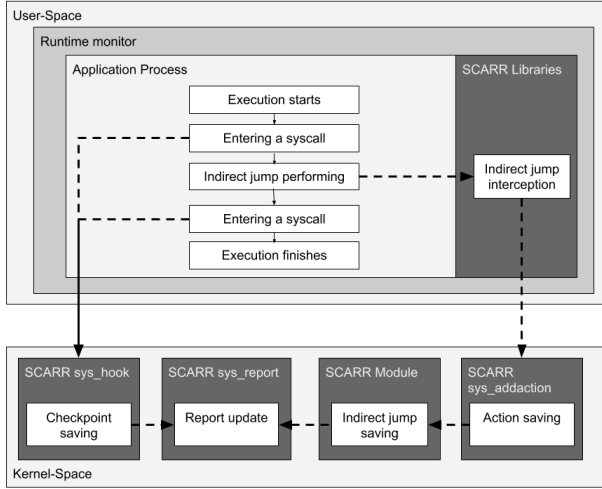


Figure 8: Proof-Of-Concept Architecture

An attacker might target the *Runtime monitor* to trick the runtime measurement, but he will generate never-seen-before *actions* that will be immediately detected.

Syscalls, thread startup, and thread exit are all handled at kernel level to avoid tampering, while *virtual-checkpoints* are checked during runtime through DynamoRIO instrumentation.

Runtime measurements (*i.e.*, the *LoA*) are stored in a trusted module, and, therefore, cannot be directly tampered.

Finally, since the software is executed with the ASLR protection enabled, BBL addresses are randomized at runtime and can not be directly used for labeling. We cope with this problem by using a triplet of values: the relative address of the BBL, its length, and the module where it is contained. At runtime, we obtain the current memory map of the process, and then we adjust runtime BBL addresses according to the base address of their module.

6 EVALUATION

In this section we evaluate our approach, first describing the test cases we employed, and then presenting and discussing results on performance and model size. Our goal is to demonstrate that SCARR can scale while maintaining acceptable overheads.

6.1 Use Cases

To evaluate our approach, we tested our implementation on three common Internet services: Apache [1] 2.4.25, nginx [2] 1.10.3, and MariaDB [4] 10.1.26, which are highly used also in cloud environments. In the following, we define the use cases we selected to assess both performance and model size. The criterion used to identify the use cases was to provide a considerable workload on the server and obtain significant results. All tests were executed against servers running locally to remove network latency.

Apache and nginx. To evaluate the two web servers, we employ wrk [3], an HTTP benchmarking tool. We run a 30s burst of sequential GET requests to an 11KiB static page, and measure the average number of requests handled per second.

MariaDB. For the MariaDB evaluation we use mysqlslap [5], a MySQL benchmarking tool. We test against a table with two INT columns and three VARCHAR columns, pre-filled with 1000 random records. We measure the average time required to complete a run consisting of a mix of 1000 random insertions and 1000 selections.

6.2 Performance

We ran each service in three configurations, to produce a detailed breakdown of the overhead introduced. The three configurations are:

- **Vanilla:** normal execution, without any instrumentation;
- **Instrumented:** control flow transfers are instrumented with DynamoRIO, but actions are not reported to the kernel;
- **Tracing:** control flow transfers are instrumented with DynamoRIO and actions are reported to the kernel.

The raw results are shown in Table 1. We recall that, for Apache and nginx, we measure the average number of requests handled per second for our use case, while for MariaDB we measure the average time to run our use case. From this data, we calculated the relative overheads presented in Table 2, which compares instrumented against vanilla, and tracing against both vanilla and instrumented.

The instrumented measurements provide an important baseline, as they take into account the overhead caused by the instrumentation tool. Therefore, we are able to evaluate the actual impact of the frequent context-switch required for our approach. These context-switch represents an important cost, as the kernel implementation that tracks the *LoAs* is very lightweight. From Table 2 we observe that, on average, the tracing run is 2.2x slower than the instrumented one. The overhead is also dependent on the amount of indirect calls and jumps. Software that makes heavy use of abstractions such as function pointers and polymorphism will suffer a higher performance penalty, because more vulnerable transfers have to be recorded.

	Vanilla	Instrumented	Tracing
Apache	14.21k req/s	8.23k req/s	3.17k req/s
nginx	37.38k req/s	22.69k req/s	12.07k req/s
MariaDB	12.14 s	15.39 s	34.40 s

Table 1: Performance evaluation results

	Instrumented	Tracing	
	vs Vanilla	vs Vanilla	vs Instr.
Apache	1.7x	4.5x	2.6x
nginx	1.6x	3.1x	1.9x
MariaDB	1.3x	2.8x	2.2x
Average	1.5x	3.5x	2.2x

Table 2: Relative performance overheads

6.3 Model Size

We evaluated the size of the *LoAs* produced in our tests. The results are reported in Table 3, describing the unique *LoAs* found per program, and the size in actions and memory of the *LoAs*.

The size of the *LoAs* produced by SCARR is kept small because once attestation is performed, the previous *LoA* can be forgotten. Therefore, the maximum size is bounded by the longest sequence of actions between *checkpoints*. Moreover, we only record indirect control flow transfers, such as indirect jump, calls, and returns. Ignoring all the direct control flow transfers produces significant savings with respect to the *LoA* size.

With the current implementation, each action takes up 24 bytes of memory. The *LoA* memory size, thus, scales linearly with the number of *LoAs*. The maximum sizes of the *LoA* are acceptable, with MariaDB totalling the highest at 2.34MiB. Even in kernel space, this is not a significant amount of memory in well-equipped machines, such as servers. Therefore, SCARR’s memory consumption can scale to complex applications.

	Unique <i>LoAs</i>	<i>LoA</i> size		
		Avg	Max	Std
Apache	3296	140	14387 (337.2KiB)	274
nginx	1198	60	29324 (687.3KiB)	366
MariaDB	5282	3466	102400 (2.34MiB)	2695

Table 3: Model size evaluation results

6.4 Security & Privacy Consideration

In this section, we illustrate the security guarantees provided by SCARR, describing first the common runtime exploitation strategies and, then, the detection of those attacks performed by our solution.

The threat model considered here is the same described in Section 3.

Code Injection. In this scenario, an attacker attempts to load a malicious code, referred as *Shellcode*, into memory and execute it by exploiting a memory corruption error [44]. A typical way to inject code is to store it in some attacker-controlled input buffer. The adversary can, then, exploit vulnerabilities such as buffer overflows to hijack the program’s control flow towards the shellcode (e.g., by corrupting a function’s return address). Assuming a $W\oplus X$ protection is in place, this attempt will generate a memory protection error, since the injected code is not executable as it is placed in a writable memory area. Even if $W\oplus X$ were not in place and an attacker could execute data, this would result in a wrong *LoA*, that would later be detected by the *Verifier*.

Another strategy might be to overwrite a node (e.g., a BBL) already present in memory. This is again mitigated by $W\oplus X$, as executable memory regions are not writable. One way to bypass this countermeasure is by changing the code’s memory protection attributes through the operating system interface (e.g., the `mprotect` system call in Linux), thus making it writable. To reach this goal, the

attacker can choose between two different strategies: code reuse attacks, which we later describe in more detail, or pure data-oriented attacks. By exploiting the latter technique, an adversary can change the parameters of an existing `mprotect` call without tampering the control-flow. As a result, code can be overwritten by further attacks. The threat model we defined in Section 3 does not include pure data-oriented attacks.

Unlike previous approaches [8], that send measurements only at the end of the computation, SCARR generates and asks for a validation of a measurement for each *checkpoint*. Therefore, it is able to detect an attack before the process finishes its execution.

Return-oriented Programming. Comparing to previous attacks, the code-reuse ones are more challenging since they do not inject new nodes, but they simply reorder legitimate BBLs. Among those, the ROP attack is considered to be the most popular one [43]. Recalling the example in Figure 1, this strategy allows an attacker to redirect the program flow from N_4 to N_3 , eventually obtaining a privileged information by using only already available code.

Generally, ROP attacks exploit small sequences of code, called gadgets, which contain few instructions ending with a `ret` instruction. Those gadgets already exist in the programs’ or libraries’ code, therefore, no code is injected. As other researches have outlined, ROP attacks are Turing-complete in not trivial programs [20], and common defense mechanisms are still not strong enough to definitely stop this threat.

To perform a ROP attack, an adversary has to link together a set of gadgets through a so-called ROP chain, which is a list of gadget addresses. A ROP chain is typically injected through a stack overflow vulnerability, by writing the chain so that the first gadget address overlaps a function’s return address. Once the function returns, the ROP chain will be triggered and will execute the gadget in sequence. Through more advanced techniques such as stack pivoting [?], ROP can also be applied to other classes of vulnerabilities, e.g., heap corruption.

Intuitively, these attacks produce a lot of new edges to concatenate all gadgets, which produce an invalid *LoA* that will be detected by SCARR at the first *syscall*.

If the ROP chain interacts with a *syscall* before the end of the program, then the attack will be identified. Moreover, even if the thread ends its execution, the *Verifier* will be aware of the attack due to the wrong *LoA* generated.

Similarly to the injected code, SCARR can generally identify an attack before the end of the program execution.

Jump-oriented Programming. An alternative to ROP attacks are JOP ones [17, 54], which exploit special gadgets based on indirect jump and *call* instruction instead of `ret`. As well as the previous case, SCARR can detect those attacks because they deviate the original control-flow.

Function Reuse Attacks. Those attacks rely on a sequence of subroutines, that are called in an unexpected order, e.g., through virtual functions calls in C++ objects. SCARR can detect these attacks, since the model considers for each `call` function both the calling and target addresses. Therefore, an unexpected invocation will result in a wrong *LoA*. For instance, in COOP attacks [42], an attacker uses a loop to invoke a set of functions by overwriting a *table*. As stated before, invoking functions from different calling

addresses will generate unexpected *LoAs*, which means the attack will be detected by the *Verifier*.

Concatenation of List of Actions. We considered whether it is possible to perform an attack by consecutively executing legitimate *LoA*.

SCARR can also prevent these attacks due to the nature of *LoA* themselves. From an adversarial point of view, the attack requires a double challenge: (i) it has to deviate the flow of the program, such that the alternative *LoA* is completely performed until the next *checkpoint*, and (ii) the attack cannot introduce new edges, otherwise the system will trigger an alarm.

Therefore, the best approach is to change the first or last action of a *LoA* to point to valid target address of another *LoA*. This is achievable by changing the target address of one of those instructions: `jmp`, `call`, `ret`. In case of `ret` operation, the alternative return address has to point to a BBL within a different function, which generally requires a different stack for working properly. However, this is not possible without using further gadgets, and therefore violating the property of a *LoA*. The same consideration is valid also for the `jmp` and `call` instructions. In both cases, the target function requires a context, which cannot be prepared without using further gadgets.

Therefore, we can assume that it is practically impossible to change the flow of a program without using gadgets, and thus being detected.

7 DISCUSSION

Control-flow graph. The runtime remote attestation schema designed in SCARR is based on a comparison between the program’s measurements identified offline and the ones obtained at runtime. The extraction of a complete static CFG is not a trivial problem, especially when it involves the interaction with shared libraries. Moreover, it is undecidable in the general case due to pointer aliasing [?]. Currently, all the possible strategies to be used for the generation of a static CFG have some limitations. Abstract interpretation [24] might lead to false negatives due to over-approximations required for soundness. Symbolic execution [39] could generate more precise CFGs, but it requires significant computational effort. Dynamic analysis can be used to generate a CFG faster, but the result might be under-approximated if the analysis does not span all the valid paths. An over-approximated CFG can let the attacker execute apparently valid, but unintended paths, while an under-approximated CFG could generate false alarms. In SCARR we chose a dynamic approach, but we know this is still an open problem. A different solution might be to perform a fuzzy analysis to extract the static CFG.

Reducing switch-context overhead. An additional limitation of our approach regards the continuous context-switch between user-space and kernel-space. We first evaluated the adoption of SGX as a trusted platform, but we found out that the overhead was even higher due to SGX clearing the translation-lookaside buffer [45] (TLB) at each enclave exit. This caused frequent page walks after each enclave call. A similar problem was related to the page-table isolation [51] (PTI) mechanism in the Linux kernel, which protects against the Meltdown vulnerability. With PTI enabled, TLB is partially flushed at every context switch, significantly increasing the

overhead of *syscalls*. New trusted platforms have been designed to overcome this problem, but, since they mainly address embedded software, they are not suitable for our study.

Concatenation of List of Actions. Physical attacks are aimed at diverting normal control-flow such that the program is compromised, but the computed measurements are still valid. Trusted computing and remote attestation usually provide protection against physical attacks. In our work, we mainly focused on runtime exploitation, considering that SCARR has been designed to be deployed on virtual machines. Therefore, we assumed that an adversary can perform an attack from a remote location, but that the physical hosts cannot be physically compromised. As a future work, we will investigate new solutions to prevent physical attacks.

Data-flow attestation. SCARR has been designed to perform runtime remote attestation over a program’s CFG. Therefore, pure data-oriented attacks might force the program to execute valid, but undesired paths without injecting new edges. To improve our solution, we will investigate possible strategies to mitigate also this type of attack, considering the availability of recent tools able to automatically run these exploitations [36].

8 RELATED WORKS

The purpose of our solution is to perform remote attestation on real programs through CFI checks. Therefore, in this section we illustrate the current state of the art regarding both topics: first remote attestation, and then control flow integrity.

8.1 Remote Attestation

Existing remote attestation schemes are designed to verify whether the components of a remote machine have been tampered with by an attack. Usually, this check is performed before the runtime execution and relies on the generation of a cryptographic signature obtained from different remote components (e.g., hardware or software modules, BIOS, operating system, etc.). Commercial solutions, built on top of trusted computing platforms and designed to face physical attacks, are already available: TPM [48], SGX [23], and AMD TrustZone [53]. Even though these technologies have gathered a lot of attention over the past few years and are able to provide high-security guarantees, they focus on static properties (*i.e.*, signatures of components) and cannot offer any defence against runtime attacks.

A step forward has been recently provided by Liangmin et al. [50] and Haihe et al. [13], that have deployed the static attestation approach over cloud systems. More specifically, their solutions involve a static attestation schema for infrastructures as a service and JVM cloud computing, respectively. Even though these works are one of the most recent examples of remote attestation over complex systems, they still focus on static attestation without considering runtime properties.

Considering embedded systems, several new attestation schemes have been designed aimed at developing scalable solutions. Among those, we mention, as research works, the solutions proposed by Ambrosin et al. [9], Eldefrawy et al. [29], and Asokan et al. [11], while Samsung Knox [28], as a commercial product. Regardless of the security properties guaranteed by these solutions, they all

address remote attestation for embedded systems, which are not the same targeted by the SCARR solution.

Even though solutions for the runtime remote attestation have been introduced to overcome the design limitations of the previous static ones, they still work only on embedded systems. For example, Kil et al. [38] analyze base pointers of software components, such as stack and heap, and then compare them with the measurements acquired offline. Davi et al. [26] propose a runtime attestation based on policies, such as the number of instructions executed between two consecutive returns. Bailey et al. [14] proposed a coarse-grained level that attested the order in which applications modules were executed. A very interesting solution is C-FLAT, proposed by Abera et al. [8], which is an attestation schema measuring the valid execution paths undertaken by embedded systems. Even though the main approach is similar to the one adopted in SCARR (*i.e.*, comparison between runtime measurements and previous ones statically computed), the main difference resides in the model designed to represent all the possible valid paths of a program: while C-FLAT can be applied only on small softwares, SCARR is a scalable solution, that works both on simple and complex programs. A further extension of C-FLAT is LO-FAT, proposed by Dessouky et al. [27], which consists in a hardware implementation aimed at improving runtime performances for embedded systems. However, as well as C-FLAT, LO-FAT works only on simple programs. Finally, Zeitouni et al. designed ATRIUM [56], a technique to improve runtime remote attestation schemes and through which they managed to solve typical physical attacks targeting embedded devices. Even though the authors address different use cases, this solution might be combined with SCARR.

8.2 Control-Flow Integrity

Recently, runtime memory exploitation attacks have been largely studied by both academic and industrial parts [6, 19, 21, 30, 34, 40, 47, 49, 55], that have identified two possible strategies: CFI protections [18] and fine-grained memory randomization [22].

Even considering an increasing precision of the CFI solutions, it has been already proved that attackers can still overcome those mechanisms through the adoption of more complex ROP attacks [16, 32]. Unlike the above-mentioned approaches, SCARR has not been designed to block these attacks, but it helps with detecting never-seen-before attacks and rebuilding, even partially, the exploits used by attackers.

Finally, memory randomization techniques are not efficient protections [25] as well, since vulnerabilities are not patched and they do not provide any control-flow protection.

With respect to those solutions, SCARR is an orthogonal approach that can work with the other ones running in parallel.

9 CONCLUSION

Runtime remote attestation is an ambitious goal, combining knowledge from different research fields such as static attestation, trusted computing, offensive security, and control-flow integrity mechanisms. All these techniques still have to face some open problems. More specifically, runtime remote attestation on complex software requires to find all the valid execution paths, which leads to a not deterministic count that naturally tends towards the explosion.

In this work, we propose SCARR, the first runtime remote attestation designed for complex software, which are commonly used in cloud environments. Our solution allows to remotely monitor a software during runtime thanks to a communication established between a *Prover*, containing the running application to be validated, and a *Verifier*, receiving reports to be checked from the *Prover*. Our approach is novel with respect to previous solutions because we achieved to model all the valid paths of a program as a finite number of measurements, regardless of the application intrinsic complexity. We developed and deployed a proof-of-concept architecture, tested over complex softwares used in cloud environments. As a result, our approach introduced an acceptable overhead of 2.5x with respect to the original benchmarks.

Even though SCARR requires further effort to be completely used out-of-the-box with a minimal configuration, we believe it represents a significant improvement compared to the current state-of-art-runtime remote attestations.

Future works will include making SCARR more efficient, being able to self-extract the CFG from an application, and tackling physical attacks.

REFERENCES

- [1] 1995. Apache2. (1995). <https://httpd.apache.org/> Last access May 2018.
- [2] 2004. NGINX. (2004). <https://www.nginx.com/> Last access Math 2018.
- [3] 2012. wrk. (2012). <https://github.com/wg/wrk/> Last access May 2018.
- [4] 2013. MariaDB. (2013). <https://mariadb.org/> Last access Math 2018.
- [5] 2013. mysqlslap. (2013). <https://mariadb.com/kb/en/library/mysqlslap/> Last access May 2018.
- [6] 2016. Control-Flow Guard. (2016). [https://msdn.microsoft.com/en-us/library/windows/desktop/mt637065\(v=vs.85\).aspx](https://msdn.microsoft.com/en-us/library/windows/desktop/mt637065(v=vs.85).aspx) Last access May 2018.
- [7] 2018. Common Vulnerabilities and Exposures (CVE). (2018). <https://cve.mitre.org/index.html> Last access Math 2018.
- [8] Tigest Abera, N Asokan, Lucas Davi, Jan-Erik Ekberg, Thomas Nyman, Andrew Paverd, Ahmad-Reza Sadeghi, and Gene Tsudik. 2016. C-FLAT: control-flow attestation for embedded systems software. In *Proceedings of the 2016 ACM SIGSAC Conference on Computer and Communications Security*. ACM, 743–754.
- [9] Moreno Ambrosin, Mauro Conti, Ahmad Ibrahim, Gregory Neven, Ahmad-Reza Sadeghi, and Matthias Schunter. 2016. SANA: secure and scalable aggregate network attestation. In *Proceedings of the 2016 ACM SIGSAC Conference on Computer and Communications Security*. ACM, 731–742.
- [10] Ittai Anati, Shay Gueron, Simon Johnson, and Vincent Scarlata. 2013. Innovative technology for CPU based attestation and sealing. In *Proceedings of the 2nd international workshop on hardware and architectural support for security and privacy*, Vol. 13. ACM New York, NY, USA.
- [11] N Asokan, Ferdinand Brassler, Ahmad Ibrahim, Ahmad-Reza Sadeghi, Matthias Schunter, Gene Tsudik, and Christian Wachsmann. 2015. Seda: Scalable embedded device attestation. In *Proceedings of the 22nd ACM SIGSAC Conference on Computer and Communications Security*. ACM, 964–975.
- [12] Michalis Athanasakis, Elias Athanasopoulos, Michalis Polychronakis, Georgios Portokalidis, and Sotiris Ioannidis. 2015. The Devil is in the Constants: Bypassing Defenses in Browser JIT Engines. In *NDSS*.
- [13] Haihe Ba, Huaizhe Zhou, Shuai Bai, Jiangchun Ren, Zhiying Wang, and Linlin Ci. 2017. jMonAtt: Integrity Monitoring and Attestation of JVM-Based Applications in Cloud Computing. In *Information Science and Control Engineering (ICISCE), 2017 4th International Conference on*. IEEE, 419–423.
- [14] Katelin A Bailey and Sean W Smith. 2010. Trusted virtual containers on demand. In *Proceedings of the fifth ACM workshop on Scalable trusted computing*. ACM, 63–72.
- [15] Arash Baratloo, Navjot Singh, Timothy K Tsai, and others. 2000. Transparent run-time defense against stack-smashing attacks. In *USENIX Annual Technical Conference, General Track*. 251–262.
- [16] Andrea Biondo, Mauro Conti, and Daniele Lain. 2018. Back To The Epilogue: Evading Control Flow Guard via Unaligned Targets. In *NDSS*.
- [17] Tyler Bletsch, Xuxian Jiang, Vince W Freeh, and Zhenkai Liang. 2011. Jump-oriented programming: a new class of code-reuse attack. In *Proceedings of the 6th ACM Symposium on Information, Computer and Communications Security*. ACM, 30–40.
- [18] Nathan Burrow, Scott A Carr, Joseph Nash, Per Larsen, Michael Franz, Stefan Brunthaler, and Mathias Payer. 2017. Control-flow integrity: Precision, security,

- and performance. *ACM Computing Surveys (CSUR)* 50, 1 (2017), 16.
- [19] Nicholas Carlini, Antonio Barresi, Mathias Payer, David Wagner, and Thomas R Gross. 2015. Control-Flow Bending: On the Effectiveness of Control-Flow Integrity. In *USENIX Security Symposium*. 161–176.
- [20] Nicholas Carlini and David Wagner. 2014. ROP is Still Dangerous: Breaking Modern Defenses. In *USENIX Security Symposium*. 385–399.
- [21] Xi Chen, Asia Slowinska, Dennis Andriess, Herbert Bos, and Cristiano Giuffrida. 2015. StackArmor: Comprehensive Protection From Stack-based Memory Error Vulnerabilities for Binaries. In *NDSS*.
- [22] Frederick B Cohen. 1993. Operating system protection through program evolution. *Computers & Security* 12, 6 (1993), 565–584.
- [23] Victor Costan and Srinivas Devadas. 2016. Intel SGX Explained. *IACR Cryptology ePrint Archive* 2016 (2016), 86.
- [24] Patrick Cousot and Radhia Cousot. 1977. Abstract interpretation: a unified lattice model for static analysis of programs by construction or approximation of fixpoints. In *Proceedings of the 4th ACM SIGACT-SIGPLAN symposium on Principles of programming languages*. ACM, 238–252.
- [25] Stephen Crane, Andrei Homescu, Stefan Brunthaler, Per Larsen, and Michael Franz. 2015. Thwarting Cache Side-Channel Attacks Through Dynamic Software Diversity. In *NDSS*. 8–11.
- [26] Lucas Davi, Ahmad-Reza Sadeghi, and Marcel Winandy. 2009. Dynamic integrity measurement and attestation: towards defense against return-oriented programming attacks. In *Proceedings of the 2009 ACM workshop on Scalable trusted computing*. ACM, 49–54.
- [27] Ghada Dessouky, Shaza Zeitouni, Thomas Nyman, Andrew Paverd, Lucas Davi, Patrick Koeberl, N Asokan, and Ahmad-Reza Sadeghi. 2017. LO-FAT: Low-Overhead Control Flow Attestation in Hardware. In *Design Automation Conference (DAC), 2017 54th ACM/EDAC/IEEE*. IEEE, 1–6.
- [28] Munkhзориг Dorжмыгмар, MinChang Kim, and Hyoungshick Kim. 2017. Security Analysis of Samsung Knox. In *Advanced Communication Technology (ICACT), 2017 19th International Conference on*. IEEE, 550–553.
- [29] Karim Eldefrawy, Gene Tsudik, Aurélien Francillon, and Daniele Perito. 2012. SMART: Secure and Minimal Architecture for (Establishing Dynamic) Root of Trust. In *NDSS*, Vol. 12. 1–15.
- [30] Ivan Fratrić. 2012. *ROPGuard: Runtime prevention of return-oriented programming attacks*. Technical Report. Technical report.
- [31] Philip Ginsbach, Toomas Rimmelg, Michel Steuwer, Bruno Bodin, Christophe Dubach, and Michael FP O’Boyle. 2018. Automatic Matching of Legacy Code to Heterogeneous APIs: An Idiomatic Approach. In *Proceedings of the Twenty-Third International Conference on Architectural Support for Programming Languages and Operating Systems*. ACM, 139–153.
- [32] Enes Göktas, Elias Athanasopoulos, Herbert Bos, and Georgios Portokalidis. 2014. Out of control: Overcoming control-flow integrity. In *Security and Privacy (SP), 2014 IEEE Symposium on*. IEEE, 575–589.
- [33] Liang Gu, Xuhua Ding, Robert Huijie Deng, Bing Xie, and Hong Mei. 2008. Remote attestation on program execution. In *Proceedings of the 3rd ACM workshop on Scalable trusted computing*. ACM, 11–20.
- [34] Yufei Gu, Qingchuan Zhao, Yinqian Zhang, and Zhiqiang Lin. 2017. PT-CFI: Transparent backward-edge control flow violation detection using intel processor trace. In *Proceedings of the Seventh ACM on Conference on Data and Application Security and Privacy*. ACM, 173–184.
- [35] Developer Guide. 2010. Amazon Elastic Load Balancing. (2010).
- [36] Hong Hu, Shweta Shinde, Sendroui Adrian, Zheng Leong Chua, Prateek Saxena, and Zhenkai Liang. 2016. Data-oriented programming: On the expressiveness of non-control data attacks. In *Security and Privacy (SP), 2016 IEEE Symposium on*. IEEE, 969–986.
- [37] Chongkyung Kil, Jinsuk Jun, Christopher Bookholt, Jun Xu, and Peng Ning. 2006. Address space layout permutation (ASLP): Towards fine-grained randomization of commodity software. In *Computer Security Applications Conference, 2006. ACSAC’06. 22nd Annual*. IEEE, 339–348.
- [38] Chongkyung Kil, Emre C Sezer, Ahmed M Azab, Peng Ning, and Xiaolan Zhang. 2009. Remote attestation to dynamic system properties: Towards providing complete system integrity evidence. In *Dependable Systems & Networks, 2009. DSN’09. IEEE/IFIP International Conference on*. IEEE, 115–124.
- [39] James C King. 1976. Symbolic execution and program testing. *Commun. ACM* 19, 7 (1976), 385–394.
- [40] Jinku Li, Xiaomeng Tong, Fengwei Zhang, and Jianfeng Ma. 2018. Fine-CFI: Fine-Grained Control-Flow Integrity for Operating System Kernels. *IEEE Transactions on Information Forensics and Security* 13, 6 (2018), 1535–1550.
- [41] David Litchfield. 2003. Defeating the stack based buffer overflow prevention mechanism of microsoft windows 2003 server. (2003).
- [42] Felix Schuster, Thomas Tendyck, Christopher Liebchen, Lucas Davi, Ahmad-Reza Sadeghi, and Thorsten Holz. 2015. Counterfeit object-oriented programming: On the difficulty of preventing code reuse attacks in C++ applications. In *Security and Privacy (SP), 2015 IEEE Symposium on*. IEEE, 745–762.
- [43] Hovav Shacham. 2007. The geometry of innocent flesh on the bone: Return-into-libc without function calls (on the x86). In *Proceedings of the 14th ACM conference on Computer and communications security*. ACM, 552–561.
- [44] Nathan P Smith. 1997. Stack smashing vulnerabilities in the UNIX operating system. (1997).
- [45] Paulus Stravers and Jan-Willem van de Waerdt. 2013. Translation lookaside buffer. (Dec. 10 2013). US Patent 8,607,026.
- [46] Toshio Suganuma, Takeshi Ogasawara, Mikio Takeuchi, Toshiaki Yasue, Motohiro Kawahito, Kazuaki Ishizaki, Hideaki Komatsu, and Toshio Nakatani. 2000. Overview of the IBM Java just-in-time compiler. *IBM systems Journal* 39, 1 (2000), 175–193.
- [47] Laszlo Szekeres, Mathias Payer, Tao Wei, and Dawn Song. 2013. Sok: Eternal war in memory. In *Security and Privacy (SP), 2013 IEEE Symposium on*. IEEE, 48–62.
- [48] Allan Tomlinson. 2017. Introduction to the TPM. In *Smart Cards, Tokens, Security and Applications*. Springer, 173–191.
- [49] Victor van der Veen, Dennis Andriess, Enes Göktas, Ben Gras, Lionel Sambuc, Asia Slowinska, Herbert Bos, and Cristiano Giuffrida. 2015. Practical context-sensitive CFI. In *Proceedings of the 22nd ACM SIGSAC Conference on Computer and Communications Security*. ACM, 927–940.
- [50] Liangming Wang and Fagui Liu. 2018. A trusted measurement model based on dynamic policy and privacy protection in IaaS security domain. *EURASIP Journal on Information Security* 2018, 1 (2018), 1.
- [51] Robert NM Watson, Jonathan Woodruff, Michael Roe, Simon W Moore, and Peter G Neumann. 2018. *Capability Hardware Enhanced RISC Instructions (CHERI): Notes on the Meltdown and Spectre Attacks*. Technical Report. University of Cambridge, Computer Laboratory.
- [52] Bill Wilder. 2012. *Cloud architecture patterns: using microsoft azure*. " O’Reilly Media, Inc."
- [53] Johannes Winter. 2008. Trusted computing building blocks for embedded linux-based ARM trustzone platforms. In *Proceedings of the 3rd ACM workshop on Scalable trusted computing*. ACM, 21–30.
- [54] Fan Yao, Jie Chen, and Guru Venkataramani. 2013. Jop-alarm: Detecting jump-oriented programming-based anomalies in applications. In *Computer Design (ICCD), 2013 IEEE 31st International Conference on*. IEEE, 467–470.
- [55] Pinghai Yuan, Qingkai Zeng, and Xuhua Ding. 2015. Hardware-assisted fine-grained code-reuse attack detection. In *International Workshop on Recent Advances in Intrusion Detection*. Springer, 66–85.
- [56] Shaza Zeitouni, Ghada Dessouky, Orlando Arias, Dean Sullivan, Ahmad Ibrahim, Yier Jin, and Ahmad-Reza Sadeghi. 2017. Atrium: Runtime attestation resilient under memory attacks. In *Proceedings of the 36th International Conference on Computer-Aided Design*. IEEE Press, 384–391.