

Bridging the Gap Between Programming Languages and Hardware Weak Memory Models

ANTON PODKOPAEV, St. Petersburg University, Russia and JetBrains Research, Russia
ORI LAHAV, Tel Aviv University, Israel
VIKTOR VAFEIADIS, MPI-SWS, Germany

We develop a new intermediate weak memory model, IMM, as a way of modularizing the proofs of correctness of compilation from concurrent programming languages with weak memory consistency semantics to mainstream multi-core architectures, such as POWER and ARM. We use IMM to prove the correctness of compilation from the promising semantics of Kang et al. to POWER (thereby correcting and improving their result) and ARMv7, as well as to the recently revised ARMv8 model. Our results are mechanized in Coq, and to the best of our knowledge, these are the first machine-verified compilation correctness results for models that are weaker than x86-TSO.

1 INTRODUCTION

To support platform-independent concurrent programming, languages like C/C++11 and Java9 provide several types of memory accesses and high-level fence commands. Compilers of these languages are required to map the high-level primitives to instructions of mainstream architectures: in particular, x86-TSO [Owens et al. 2009], ARMv7 and POWER [Alglave et al. 2014], and ARMv8 [Pulte et al. 2018]. In this paper, we focus on proving the correctness of such mappings. Correctness amounts to showing that for every source program P , the set of behaviors allowed by the target architecture for the mapped program ($\llbracket P \rrbracket$) (the program obtained by pointwise mapping the instructions in P) is contained in the set of behaviors allowed by the language-level model for P . Establishing such claim is a major part of a compiler correctness proof, and it is required for demonstrating the implementability of concurrency semantics.¹

Accordingly, it has been an active research topic. In the case of C/C++11, Batty et al. [2011] established the correctness of a mapping to x86-TSO, while Batty et al. [2012] addressed the mapping to POWER and ARMv7. However, the correctness claims of Batty et al. [2012] were subsequently found to be incorrect [Lahav et al. 2017; Manerkar et al. 2016], as they mishandled the combination of sequentially consistent accesses with weaker accesses. Lahav et al. [2017] developed RC11, a repaired version of C/C++11, and established the correctness of the suggested compilation schemes to x86-TSO, POWER and ARMv7. Beyond (R)C11, however, there are a number of other proposed higher-level semantics, such as JMM [Manson et al. 2005], OCaml [Dolan et al. 2018], Promise [Kang et al. 2017], LLVM [Chakraborty and Vafeiadis 2017], Linux kernel memory model [Alglave et al. 2018], an event structures model [Jeffrey and Riely 2016] and Bubbly [Pichon-Pharabod and Sewell 2016], for which only a handful of compilation correctness results have been developed.

As witnessed by a number of known incorrect claims and proofs, these correctness results may be very difficult to establish. The difficulty stems from the typical large gap between the high level-programming language concurrency features and semantics, and the architecture ones. In addition, since hardware models differ in their strength (e.g., which dependencies are preserved) and the primitives they support (barriers and atomic accesses), each hardware model may require a new challenging proof.

To address this problem, we propose to modularize the compilation correctness proof to go via an intermediate model, which we call IMM (for Intermediate Memory Model). IMM contains

¹In the rest of this paper we refer to these mappings as “compilation”, leaving compiler optimizations out of our scope.

features akin to a language-level model (such as relaxed and release/acquire accesses as well as compare-and-swap primitives), but gives them a hardware-style declarative (a.k.a. axiomatic) semantics referring to explicit syntactic dependencies.² IMM is very useful for structuring the compilation proofs and for enabling proof reuse: for N language semantics and M architectures, using IMM, we can reduce the number of required results from $N \times M$ to $N + M$, and moreover each of these $N + M$ proofs is typically easier than a corresponding end-to-end proof because of a smaller semantic gap between IMM and another model than between a given language-level and hardware-level model. The formal definition of IMM contains a number of subtle points as it has to be weaker than existing hardware models, and yet strong enough to support compilation from language-level models. (We discuss these points in §3.)

As summarized in Fig. 1, besides introducing IMM and proving that it is a sound abstraction over a range of low-level memory models, we prove the correctness of compilation from the fragment of RC11 without non-atomic and SC accesses and from the language-level memory model of the “promising semantics” of Kang et al. [2017] to IMM.

The latter proof is the most challenging. The promising semantics is a recent prominent attempt to solve the infamous “out-of-thin-air” problem in programming language concurrency semantics [Batty et al. 2015; Boehm and Demsky 2014] without sacrificing performance. To allow efficient implementation on modern hardware platforms, the promising semantics allows threads to execute instructions out of order by having them “promise” (i.e., pre-execute) future stores. To avoid out-of-thin-air values, every step in the promising semantics is subject to a *certification* condition. Roughly speaking, this means that thread i may take a step to a state σ , only if there exists a sequence of steps of thread i starting from σ to a state σ' in which i indeed performed (fulfilled) all its pre-executed writes (promises). Thus, the validity of a certain trace in the promising semantics depends on existence of other traces.

In mapping the promising semantics to IMM, we therefore had the largest gap to compensate: a non-standard operational semantics on the one side versus a hardware-like declarative semantics on the other side. To relate the two semantics, we carefully constructed a traversal strategy on IMM executions, which gives us the order in which we can execute the promising semantics machine, keep satisfying its certification condition, and finally arrive at the same outcome.

The end-to-end result is the correctness of an efficient mapping from the promising semantics of Kang et al. [2017] to the main hardware architectures. While there are two prior compilation correctness results from promising semantics to POWER and ARMv8 [Kang et al. 2017; Podkopaev et al. 2017], neither result is adequate. The POWER result [Kang et al. 2017] considered a simplified (suboptimal) compilation scheme and, in fact, we found out that its proof is *incorrect* in its handling of SC fences (see §6 for more details). In addition, its proof strategy, which is based on program transformations account for weak behaviors [Lahav and Vafeiadis 2016], cannot be applied to ARM. The ARMv8 result [Podkopaev et al. 2017] handled only a small restricted subset of the concurrency features of the promising semantics and an operational hardware model (ARMv8-POP) that was later abandoned by ARM in favor of a rather different declarative model [Pulte et al. 2018].

By encompassing all features of the promising semantics including the challenging read-modify-write operations (RMWs), our proof uncovered a subtle correctness problem in the conjectured compilation scheme of the promising semantics to ARMv8. We found out that exclusive load and

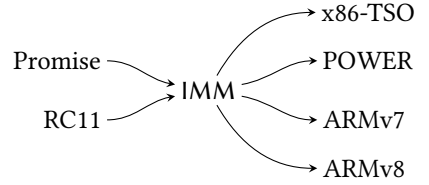


Fig. 1. Results proved in this paper.

²As such, IMM is not suitable as language-level semantics, because it disallows various program optimizations that remove syntactic dependencies.

store operations in ARMv8 are weaker than those of POWER and ARMv7, following their models by Alglave et al. [2014], so that the intended compilation of RMWs is broken (see Example 3.10). Thus, the mapping to ARMv8 that we proved correct places a weak barrier (specifically ARM’s “ld fence”) after every RMW.³ To keep IMM as a sound abstraction of ARMv8 and allow reuse of IMM in a future improvement of the promising semantics, we equip IMM with two types of RMWs: usual ones that are compiled to ARMv8 without the extra barrier, and stronger ones that require the extra barrier. In turn, the mapping from the promising semantics to IMM is confined to programs in which all RMWs are marked as strong.

Finally, to ensure correctness of such subtle proofs, our results are all mechanized in Coq (~30K lines of proof scripts). To the best of our knowledge, this constitutes the first mechanized correctness of compilation result from a high-level programming language concurrency model to a model weaker than x86-TSO. We believe that the existence of Coq proof scripts relating the different models would facilitate the development and investigation of weak memory models in the future, as well as the possible modifications of IMM to accommodate new and revised hardware and/or programming languages concurrency semantics.

The rest of this paper is organized as follows. In §2 we present IMM’s program syntax and its mapping to execution graphs. In §3 we define IMM’s consistency predicate. In §4 we present the mapping of IMM to main hardware and establish its correctness. In §5 we present the promising semantics of Kang et al. [2017] and outline our compilation correctness proof from the promising semantics to IMM. Finally, we discuss related work in §6 and conclude in §7.

2 PRELIMINARIES: FROM PROGRAMS TO EXECUTION GRAPHS

Following the standard declarative (a.k.a. axiomatic) approach of defining memory consistency models [Alglave et al. 2014], the semantics of IMM programs is given in terms of *execution graphs* which partially order *events*. This is done in two steps. First, the program is mapped to a large set of execution graphs in which the read values are completely arbitrary. Then, this set is filtered by a consistency predicate, and only IMM-*consistent* execution graphs determine the possible outcomes of the program under IMM. Next, we define the programming language that we use (§2.1), define IMM’s execution graphs (§2.2), and present the construction of execution graphs from programs (§2.3). The next section (§3) is devoted to present IMM’s consistency predicate.

Before we start we introduce some notation for relations and functions. Given a binary relation R , we write $R^?$, R^+ , and R^* respectively to denote its reflexive, transitive, and reflexive-transitive closures. The inverse relation is denoted by R^{-1} , and $dom(R)$ and $codom(R)$ denote R ’s domain and codomain. We denote by $R_1; R_2$ the left composition of two relations R_1, R_2 , and assume that $;$ binds tighter than \cup and \setminus . We write $R|_{imm}$ for the set of all *immediate R edges*: $R|_{imm} \triangleq R \setminus R; R$. We denote by $[A]$ the identity relation on a set A . In particular, $[A]; R; [B] = R \cap (A \times B)$. For finite sets $\{a_1, \dots, a_n\}$, we omit the set parentheses and write $[a_1, \dots, a_n]$. Finally, for a function $f : A \rightarrow B$ and a set $X \subseteq A$, we write $f[X]$ to denote the set $\{f(x) \mid x \in X\}$.

2.1 Programming language

IMM is formulated over the language defined in Fig. 2 with C/C++11-like concurrency features. Expressions are constructed from registers (local variables) and integers, and represent values and locations. Instructions include assignments and conditional branching, as well as memory operations. Intuitively speaking, an assignment $r := e$ assigns the value of e to register r (involving no memory access); **if** e **goto** n jumps to line n of the program iff the value of e is not 0; the write

³Recall that RMWs are relatively rare. The performance cost of this fixed compilation scheme is beyond the scope of this paper, and so is the improvement of the promising semantics to recover the correctness of the barrier-free compilation.

Domains		Modes	
$n \in \mathbb{N}$	Natural numbers	$o_R ::= r1x \mid acq$	Read modes
$v \in \text{Val} \triangleq \mathbb{N}$	Values	$o_W ::= r1x \mid rel$	Write modes
$x \in \text{Loc} \triangleq \mathbb{N}$	Locations	$o_F ::= acq \mid rel \mid acqrel \mid sc$	Fence modes
$r \in \text{Reg}$	Registers	$o_{RMW} ::= normal \mid strong$	RMW modes
$i \in \text{Tid}$	Thread identifiers		
Exp $\ni e ::= r \mid n \mid e_1 + e_2 \mid e_1 - e_2 \mid \dots$			
Inst $\ni inst ::= r := e \mid \mathbf{if} \ e \ \mathbf{goto} \ n \mid [e_1]^{o_W} := e_2 \mid r := [e]^{o_R} \mid$ $r := \mathbf{FADD}_{o_{RMW}}^{o_R, o_W}(e_1, e_2) \mid r := \mathbf{CAS}_{o_{RMW}}^{o_R, o_W}(e, e_R, e_W) \mid \mathbf{fence}^{o_F}$			
$sprog \in \text{SProg} \triangleq \mathbb{N} \xrightarrow{\text{fin}} \text{Inst}$	Sequential programs		
$prog : \text{Tid} \rightarrow \text{SProg}$	Programs		

Fig. 2. Programming language syntax.

$[e_1]^{o_W} := e_2$ stores the value of e_2 in the address given by e_1 ; the read $r := [e]^{o_R}$ loads the value in address e to register r ; $r := \mathbf{FADD}_{o_{RMW}}^{o_R, o_W}(e_1, e_2)$ atomically increments the value in address e_1 by the value of e_2 and loads the old value to r ; $r := \mathbf{CAS}_{o_{RMW}}^{o_R, o_W}(e, e_R, e_W)$ atomically compares the value stored in address e to the value of e_R , and if the two values are the same, it replaces the value stored in e by the value of e_W ; and fence instructions \mathbf{fence}^{o_F} are used to place global barriers.

The memory operations are annotated with *modes* that are ordered as follows:

$$\sqsubseteq \triangleq \{ \langle r1x, acq \rangle, \langle r1x, rel \rangle, \langle acq, acqrel \rangle, \langle rel, acqrel \rangle, \langle acqrel, sc \rangle \}^*$$

Whenever $o_1 \sqsubseteq o_2$, we say that o_2 is stronger than o_1 : it provides more consistency guarantees but is more costly to implement. RMWs include two modes— o_R for the read part and o_W for the write part—as well as a third (binary) mode o_{RMW} used to denote certain RMWs as stronger ones.

In turn, sequential programs are finite maps from \mathbb{N} to instructions, and (concurrent) programs are top-level parallel composition of sequential programs, defined as mappings from a finite set Tid of thread identifiers to sequential programs. In our examples, we write sequential programs as sequences of instructions delimited by ‘;’ (or line breaks) and use ‘||’ for parallel composition.

Remark 1. C/C++11 sequentially consistent (SC) accesses are not included in IMM. They can be simulated, nevertheless, using SC fences following the compilation scheme of C/C++11 (see [Lahav et al. 2017]). We note that SC accesses are also not supported by the promising semantics.

2.2 Execution graphs

Definition 2.1. An *event*, $e \in \text{Event}$, takes one of the following forms:

- Non-initialization event: $\langle i, n \rangle$ where $i \in \text{Tid}$ is a thread identifier, and $n \in \mathbb{Q}$ is a serial number inside each thread.
- Initialization event: $\langle \text{init } x \rangle$ where $x \in \text{Loc}$ is the location being initialized.

We denote by Init the set of all initialization events. The functions tid and sn return the (non-initialization) event’s thread identifier and serial number.

Our representation of events induces a *sequenced-before* partial order on events given by:

$$e_1 < e_2 \Leftrightarrow (e_1 \in \text{Init} \wedge e_2 \notin \text{Init}) \vee (e_1 \notin \text{Init} \wedge e_2 \notin \text{Init} \wedge \text{tid}(e_1) = \text{tid}(e_2) \wedge \text{sn}(e_1) < \text{sn}(e_2))$$

Initialization events precede all non-initialization events, while events of the same thread are ordered according to their serial numbers. We use rational numbers as serial numbers to be able to easily add an event between any two events.

Definition 2.2. A label, $l \in \text{Lab}$, takes one of the following forms:

- Read label: $R_s^{\text{or}}(x, v)$ where $x \in \text{Loc}$, $v \in \text{Val}$, $o_r \in \{\text{rlx}, \text{acq}\}$, and $s \in \{\text{not-ex}, \text{ex}\}$.
- Write label: $W_{\text{orMW}}^{\text{ow}}(x, v)$ where $x \in \text{Loc}$, $v \in \text{Val}$, $o_w \in \{\text{rlx}, \text{rel}\}$, and $o_{\text{RMW}} \in \{\text{normal}, \text{strong}\}$.
- Fence label: F^{of} where $o_f \in \{\text{acq}, \text{rel}, \text{acqrel}, \text{sc}\}$.

Read labels include a location, a value, and a mode, as well as an “is exclusive” flag s . Exclusive reads stem from an RMW and are usually followed by a corresponding write. An exception is the case of a “failing” CAS (when the read value is not the expected one), where the exclusive read is not followed by a corresponding write. Write labels include a location, a value, and a mode, as well as a flag marking certain writes as strong. This will be used to differentiate the strong RMWs from the normal ones. Finally, a fence label includes just a mode.

Definition 2.3. An execution G consists of:

- (1) a finite set $G.E$ of events. Using $G.E$ and the partial order $<$ on events, we derive the *program order* (a.k.a. *sequenced-before*) relation in G : $G.\text{po} \triangleq [G.E]; <; [G.E]$. For $i \in \text{Tid}$, we denote by $G.E_i$ the set $\{a \in G.E \mid \text{tid}(a) = i\}$, and by $G.E_{\neq i}$ the set $\{a \in G.E \mid \text{tid}(a) \neq i\}$.
- (2) a labeling function $G.\text{lab} : G.E \rightarrow \text{Lab}$. The labeling function naturally induces functions $G.\text{mod}$, $G.\text{loc}$, and $G.\text{val}$ that return (when applicable) an event’s label mode, location, and value. We use $G.R$, $G.W$, $G.F$ to denote the subsets of $G.E$ of events labeled with the respective type. We use obvious notations to further restrict the different modifiers of the event (e.g., $G.W(x) = \{w \in G.W \mid G.\text{loc}(w) = x\}$ and $G.F^{\supseteq o} = \{f \in G.F \mid G.\text{mod}(f) \supseteq o\}$). We assume that $G.\text{lab}(\langle \text{init } x \rangle) = W_{\text{normal}}^{\text{rlx}}(x, 0)$ for every $\langle \text{init } x \rangle \in G.E$.
- (3) a relation $G.\text{rmw} \subseteq \bigcup_{x \in \text{Loc}} [G.R_{\text{ex}}(x)]; G.\text{po}|_{\text{imm}}; [G.W(x)]$, called *RMW pairs*. We require that $G.W_{\text{strong}} \subseteq \text{codom}(G.\text{rmw})$.
- (4) a relation $G.\text{data} \subseteq [G.R]; G.\text{po}; [G.W]$, called *data dependency*.
- (5) a relation $G.\text{addr} \subseteq [G.R]; G.\text{po}; [G.R \cup G.W]$, called *address dependency*.
- (6) a relation $G.\text{ctrl} \subseteq [G.R]; G.\text{po}$, called *control dependency*, that is forwards-closed under the program order: $G.\text{ctrl}; G.\text{po} \subseteq G.\text{ctrl}$.
- (7) a relation $G.\text{casdep} \subseteq [G.R]; G.\text{po}; [G.R_{\text{ex}}]$, called *CAS dependency*.
- (8) a relation $G.\text{rf} \subseteq \bigcup_{x \in \text{Loc}} G.W(x) \times G.R(x)$, called *reads-from*, and satisfying: $G.\text{val}(w) = G.\text{val}(r)$ for every $\langle w, r \rangle \in G.\text{rf}$; and $w_1 = w_2$ whenever $\langle w_1, r \rangle, \langle w_2, r \rangle \in G.\text{rf}$ (that is, $G.\text{rf}^{-1}$ is functional).
- (9) a strict partial order $G.\text{co} \subseteq \bigcup_{x \in \text{Loc}} G.W(x) \times G.W(x)$, called *coherence order* (a.k.a. *modification order*).

2.3 Mapping programs to executions

Sequential programs are mapped to execution graphs by means of an operational semantics. Its states have the form $\sigma = \langle \text{sprog}, pc, \Phi, G, \Psi, S \rangle$, where *sprog* is the thread’s sequential program; $pc \in \mathbb{N}$ points to the next instruction in *sprog* to be executed; $\Phi : \text{Reg} \rightarrow \text{Val}$ maps register names to the values they store (extended to expressions in the obvious way); G is an execution graph (denoted by $\sigma.G$); $\Psi : \text{Reg} \rightarrow \mathcal{P}(G.R)$ maps each register name to the set of events that were used to compute the register’s value; and $S \subseteq G.R$ maintains the set of events having a control dependency to the current program point. The Ψ and S components are used to calculate the dependency edges in G . Ψ is extended to expressions in the obvious way (e.g., $\Psi(n) \triangleq \emptyset$ and $\Psi(e_1 + e_2) \triangleq \Psi(e_1) \cup \Psi(e_2)$). Note that the executions graphs produced by this semantics represent traces of one thread, and as such, they are quite degenerate: $G.\text{po}$ totally orders $G.E$ and $G.\text{rf} = G.\text{co} = \emptyset$.

The *initial state* is $\sigma_0(\text{sprog}) \triangleq \langle \text{sprog}, 0, \lambda r. 0, G_\emptyset, \lambda r. \emptyset, \emptyset \rangle$ (G_\emptyset denotes the empty execution), *terminal states* are those in which $pc \notin \text{dom}(\text{sprog})$, and the transition relation is given in Fig. 3. It

When $sprog(pc) = \dots$	we have the following constraints relating $pc, pc', \Phi, \Phi', G, G', \Psi, \Psi', S, S'$:
$r := e$	$pc' = pc + 1 \wedge \Phi' = \Phi[r := \Phi(e)] \wedge G' = G \wedge \Psi' = \Psi[r := \Psi(e)] \wedge S' = S$
if e goto n	$(\Phi(e) \neq 0 \Rightarrow pc' = n) \wedge (\Phi(e) = 0 \Rightarrow pc' = pc + 1) \wedge$ $G = G' \wedge \Phi = \Phi' \wedge \Psi' = \Psi \wedge S' = S \cup \Psi(e)$
$[e_1]^{O_W} := e_2$	$G' = \text{add}_G(i, W_{\text{normal}}^{O_W}(\Phi(e_1), \Phi(e_2)), \emptyset, \Psi(e_2), \Psi(e_1), S, \emptyset) \wedge$ $pc' = pc + 1 \wedge \Phi' = \Phi \wedge \Psi' = \Psi \wedge S' = S$
$r := [e]^{O_R}$	$\exists v. G' = \text{add}_G(i, R_{\text{not-ex}}^{O_R}(\Phi(e), v), \emptyset, \emptyset, \Psi(e), S, \emptyset) \wedge$ $pc' = pc + 1 \wedge \Phi' = \Phi[r := v] \wedge \Psi' = \Psi[r := \{\langle i, \text{next}_G \rangle\}] \wedge S' = S$
$r := \text{FADD}_{O_{RMW}}^{O_R, O_W}(e_1, e_2)$	$\exists v. \text{let } a_R, G_R = \langle i, \text{next}_G \rangle, \text{add}_G(i, R_{\text{ex}}^{O_R}(\Phi(e_1), v), \emptyset, \emptyset, \Psi(e_1), S, \emptyset) \text{ in}$ $G' = \text{add}_{G_R}(i, W_{O_{RMW}}^{O_W}(\Phi(e_1), v + \Phi(e_2)), \{a_R\}, \{a_R\} \cup \Psi(e_2), \Psi(e_1), S, \emptyset) \wedge$ $pc' = pc + 1 \wedge \Phi' = \Phi[r := v] \wedge \Psi' = \Psi[r := \{a_R\}] \wedge S' = S$
$r := \text{CAS}_{O_{RMW}}^{O_R, O_W}(e, e_R, e_W)$	$\exists v. \text{let } a_R, G_R = \langle i, \text{next}_G \rangle, \text{add}_G(i, R_{\text{ex}}^{O_R}(\Phi(e), v), \emptyset, \emptyset, \Psi(e), S, \Psi(e_R)) \text{ in}$ $pc' = pc + 1 \wedge \Phi' = \Phi[r := v] \wedge \Psi' = \Psi[r := \{a_R\}] \wedge S' = S \wedge$ $(v \neq \Phi(e_R) \Rightarrow G' = G_R) \wedge$ $(v = \Phi(e_R) \Rightarrow G' = \text{add}_{G_R}(i, W_{O_{RMW}}^{O_W}(\Phi(e), \Phi(e_W)), \{a_R\}, \Psi(e_W), \Psi(e), S, \emptyset))$
fence ^{Of}	$G' = \text{add}_G(i, F^{Of}, \emptyset, \emptyset, \emptyset, S, \emptyset) \wedge pc' = pc + 1 \wedge \Phi' = \Phi \wedge \Psi' = \Psi \wedge S' = S$

Fig. 3. The relation $\langle sprog, pc, \Phi, G, \Psi, S \rangle \rightarrow_i \langle sprog, pc', \Phi', G', \Psi', S' \rangle$ representing a step of thread i .

uses the notation next_G to obtain the next serial number in a thread execution graph G ($\text{next}_G \triangleq |G.E|$), and add_G to append an event with thread identifier i and label l to G :

Definition 2.4. For an execution graph G , $i \in \text{Tid}$, $l \in \text{Lab}$, and $E_{\text{rmw}}, E_{\text{data}}, E_{\text{addr}}, E_{\text{ctrl}}, E_{\text{casdep}} \subseteq G.R$, $\text{add}_G(i, l, E_{\text{rmw}}, E_{\text{data}}, E_{\text{addr}}, E_{\text{ctrl}}, E_{\text{casdep}})$ denotes the execution graph G' given by:

$$\begin{aligned}
G'.E &= G.E \uplus \{\langle i, \text{next}_G \rangle\} & G'.\text{lab} &= G.\text{lab} \uplus \{\langle i, \text{next}_G \rangle \mapsto l\} \\
G'.\text{rmw} &= G.\text{rmw} \uplus (E_{\text{rmw}} \times \{\langle i, \text{next}_G \rangle\}) & G'.\text{data} &= G.\text{data} \uplus (E_{\text{data}} \times \{\langle i, \text{next}_G \rangle\}) \\
G'.\text{addr} &= G.\text{addr} \uplus (E_{\text{addr}} \times \{\langle i, \text{next}_G \rangle\}) & G'.\text{ctrl} &= G.\text{ctrl} \uplus (E_{\text{ctrl}} \times \{\langle i, \text{next}_G \rangle\}) \\
G'.\text{casdep} &= G.\text{casdep} \uplus (E_{\text{casdep}} \times \{\langle i, \text{next}_G \rangle\}) & G'.\text{rf} &= G.\text{rf} \quad G'.\text{co} = G.\text{co}
\end{aligned}$$

Besides the explicit calculation of dependencies, the operational semantics is standard. In Appendix B we provide several examples.

Definition 2.5. For an execution graph G and $i \in \text{Tid}$, $G|_i$ denotes the execution graph given by:

$$\begin{aligned}
G|_i.E &= G.E_i & G|_i.\text{lab} &= G.\text{lab}|_{G|_i.E} \\
G|_i.\text{rmw} &= [G|_i.E]; G.\text{rmw}; [G|_i.E] & G|_i.\text{data} &= [G|_i.E]; G.\text{data}; [G|_i.E] \\
G|_i.\text{addr} &= [G|_i.E]; G.\text{addr}; [G|_i.E] & G|_i.\text{ctrl} &= [G|_i.E]; G.\text{ctrl}; [G|_i.E] \\
G|_i.\text{casdep} &= [G|_i.E]; G.\text{casdep}; [G|_i.E] & G|_i.\text{rf} &= G|_i.\text{co} = \emptyset
\end{aligned}$$

Definition 2.6 (Program executions). An execution graph G is a (full) execution graph of a program prog if for every $i \in \text{Tid}$, there exists a (terminal) state σ such that $\sigma.G = G|_i$ and $\sigma_0(\text{prog}(i)) \rightarrow_i^* \sigma$.

Now, given the IMM-consistency predicate presented in the next section, we define the set of allowed outcomes.

Definition 2.7. G is initialized if $\langle \text{init } x \rangle \in G.E$ for every $x \in \{G.\text{loc}(e) \mid e \in G.E\}$.

Definition 2.8. A function $O : \text{Loc} \rightarrow \text{Val}$ is:

- an *outcome of an execution graph* G if for every $x \in \text{Loc}$, either $O(x) = G.\text{val}(w)$ for some $G.\text{co}$ -maximal event $w \in G.W(x)$, or $O(x) = 0$ and $G.W(x) = \emptyset$.
- an *outcome of a program* prog under IMM if O is an outcome of some IMM-consistent initialized full execution graph of prog .

3 IMM: THE INTERMEDIATE MODEL

In this section, we introduce the consistency predicate of IMM. The first (standard) conditions require that every read reads from some write ($\text{codom}(G.\text{rf}) = G.\text{R}$), and that the coherence order totally orders the writes to each location ($G.\text{co}$ totally orders $G.\text{W}(x)$ for every $x \in \text{Loc}$). In addition, we require (1) coherence, (2) atomicity of RMWs, and (3) global ordering, which are formulated in the rest of this section, with the help of several derived relations on events.

The rest of this section is described in the context of a given execution graph G , and the ‘ G .’ prefix is omitted. In addition, we employ the following notational conventions: for every relation $x \subseteq E \times E$, we denote by x_e its thread external restriction ($x_e \triangleq x \setminus \text{po}$), while x_i denotes its thread internal restriction ($x_i \triangleq x \cap \text{po}$). We denote by $x|_{\text{loc}}$ its restriction to accesses to the same location ($x|_{\text{loc}} \triangleq \bigcup_{x \in \text{Loc}} [\text{R}(x) \cup \text{W}(x)]; x; [\text{R}(x) \cup \text{W}(x)]$).

3.1 Coherence

Coherence is a basic property of memory models that implies that programs with only one shared location behave as if they were running under sequential consistency. Hardware memory models typically enforce coherence by requiring that $\text{po}|_{\text{loc}} \cup \text{rf} \cup \text{co} \cup \text{rf}^{-1}$; co is acyclic (a.k.a. *SC-per-location*). Language models, however, strengthen the coherence requirement by replacing po with a “happens before” relation hb that includes po as well as inter-thread synchronization. Since IMM’s purpose is to verify the implementability of language-level models, we take its coherence axiom to be close to those of language-level models. We therefore define the following relations:

$$\begin{aligned}
 \text{rs} &\triangleq [\text{W}]; \text{po}|_{\text{loc}}; [\text{W}] \cup [\text{W}]; (\text{po}|_{\text{loc}}^?; \text{rf}; \text{rmw})^* && \text{(release sequence)} \\
 \text{release} &\triangleq ([\text{W}^{\text{rel}}] \cup [\text{F}^{\exists \text{rel}}]; \text{po}); \text{rs} && \text{(release prefix)} \\
 \text{sw} &\triangleq \text{release}; (\text{rf}_i \cup \text{po}|_{\text{loc}}^?; \text{rfe}); ([\text{R}^{\text{acq}}] \cup \text{po}; [\text{F}^{\exists \text{acq}}]) && \text{(synchronizes with)} \\
 \text{hb} &\triangleq (\text{po} \cup \text{sw})^+ && \text{(happens-before)} \\
 \text{fr} &\triangleq \text{rf}^{-1}; \text{co} && \text{(from-read/read-before)} \\
 \text{eco} &\triangleq \text{rf} \cup \text{co}; \text{rf}^? \cup \text{fr}; \text{rf}^? && \text{(extended coherence order)}
 \end{aligned}$$

We say that G is coherent if $\text{hb}; \text{eco}^?$ is irreflexive, or equivalently $\text{hb}|_{\text{loc}} \cup \text{rf} \cup \text{co} \cup \text{fr}$ is acyclic.

Example 3.1 (Message passing). Coherence disallows the weak behavior of the MP litmus test:

$$\left[\begin{array}{l} [x]^{\text{rlx}} := 1 \parallel a := [y]^{\text{acq}} // 1 \\ [y]^{\text{rel}} := 1 \parallel b := [x]^{\text{rlx}} // 0 \end{array} \right] \quad \left| \quad \begin{array}{c} \text{W}^{\text{rlx}}(x, 1) \quad \text{R}_{\text{not-ex}}^{\text{acq}}(y, 1) \\ \downarrow \quad \quad \quad \quad \quad \quad \quad \downarrow \\ \text{W}^{\text{rel}}(y, 1) \quad \quad \quad \quad \quad \quad \quad \text{R}_{\text{not-ex}}^{\text{rlx}}(x, 0) \end{array} \right.$$

To the right, we present the execution yielding the annotated weak outcome.⁴ The rf -edges and the induced fr -edge are determined by the annotated outcome. The displayed execution is inconsistent because the rf -edge between the release write and the acquire read constitutes an sw -edge, and hence there is an $\text{hb}; \text{fr}$ cycle. \square

Remark 2. Adept readers may notice that our definition of sw is stronger (namely, our sw is larger) than the one of RC11 [Lahav et al. 2017], which (following the fixes of Vafeiadis et al.

⁴ We use program comments notation to refer to the read values in the behavior we discuss. These can be formally expressed as program outcomes (Def. 2.8), by storing the read values in distinguished memory locations. In addition, for conciseness, we do not show the implicit initialization events and the rf and co edges from them, and include the or_{RMW} subscript only for writes in $\text{codom}(G.\text{rmw})$ (recall that $G.\text{W}_{\text{strong}} \subseteq \text{codom}(G.\text{rmw})$).

[2015] to C/C++11’s original definition) employs the following definitions:

$$\begin{aligned} \mathbf{rs}_{\text{RC11}} &\triangleq [\mathbf{W}]; \text{po}_{\text{loc}}^?; (\mathbf{rf}; \mathbf{rmw})^* & \mathbf{release}_{\text{RC11}} &\triangleq ([\mathbf{W}^{\text{rel}}] \cup [\mathbf{F}^{\exists \text{rel}}]; \text{po}); \mathbf{rs}_{\text{RC11}} \\ \mathbf{sw}_{\text{RC11}} &\triangleq \mathbf{release}; \mathbf{rf}; ([\mathbf{R}^{\text{acq}}] \cup \text{po}; [\mathbf{F}^{\exists \text{acq}}]) & \mathbf{hb}_{\text{RC11}} &\triangleq (\text{po} \cup \mathbf{sw}_{\text{RC11}})^+ \end{aligned}$$

The reason for this discrepancy is our aim to allow the splitting of release writes and RMWs into release fences followed by relaxed operations. Indeed, as explained in §4.1, the soundness of this transformation allows us to simplify our proofs. In RC11 [Lahav et al. 2017], as well as in C/C++11 [Batty et al. 2011], this rather intuitive transformation, as we found out, is actually *unsound*. To see this consider the following example:

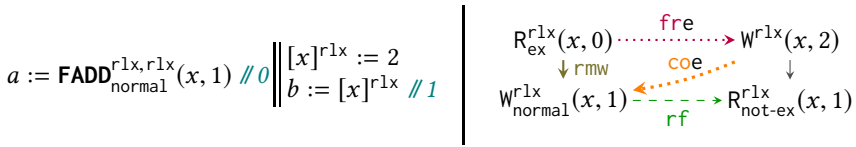
$$\begin{array}{l} [y]^{\text{rlx}} := 1 \parallel a := \mathbf{FADD}^{\text{acq}, \text{rel}}(x, 1) \parallel b := [x]^{\text{acq}} \parallel 3 \\ [x]^{\text{rel}} := 1 \parallel [x]^{\text{rlx}} := 3 \parallel c := [y]^{\text{rlx}} \parallel 0 \end{array}$$

(R)C11 disallows the annotated behavior, due in particular to the release sequence formed from the release exclusive write to x in the second thread to its subsequent relaxed write. However, if we split the increment to **fence**^{rel}; $a := \mathbf{FADD}^{\text{acq}, \text{rlx}}(x, 1)$ (which intuitively may seem stronger), the release sequence will no longer exist, and the annotated behavior will be allowed. IMM overcomes this problem by strengthening **sw** in a way that ensures a synchronization edge for the transformed program as well. In §4.1, we establish the soundness of this splitting transformation in general. In addition, note that, as we show in §4, existing hardware support IMM’s stronger synchronization without strengthening the intended compilation schemes. On the other hand, in our proof concerning the promising semantics in §5, it is more convenient to use RC11’s definition of **sw**, which results in a (provably) stronger (namely, allowing less behaviors) model that still accounts for all the behaviors of the promising semantics.⁵

3.2 RMW atomicity

Atomicity of RMWs simply states that the load of a successful RMW reads from the immediate **co**-preceding write before the RMW’s store. Formally, $\mathbf{rmw} \cap (\mathbf{fre}; \mathbf{coe}) = \emptyset$, which says that there is no other write ordered between the load and the store of an RMW.

Example 3.2 (Violation of RMW atomicity). The following behavior violates the fetch-and-add atomicity and is disallowed by all known weak memory models.



To the right, we present an inconsistent execution corresponding to the outcome omitting the initialization event for conciseness. The **rf** edges and the induced **fre** edge are forced by the annotated outcome, while the **coe** edge is forced because of coherence: *i.e.*, ordering the writes in the reverse order yields a coherence violation. The atomicity violation is thus evident. \square

3.3 Global Ordering Constraint

The third condition—the *global ordering* constraint—is the most complicated and is used to rule out out-of-thin-air behaviors. We will incrementally define a relation **ar** that we require to be acyclic.

⁵The C++ committee is currently revising the release sequence definition aiming to simplify it and relate it to its actual uses. The analysis here may provide further input to that discussion.

First of all, ar includes the external reads-from relation, rfe , and the ordering guarantees induced by memory fences and release/acquire accesses. Specifically, release writes enforce an ordering to any previous event of the same thread, acquire reads enforce the ordering to subsequent events of the same thread, while fences are ordered with respect to both prior and subsequent events. As a final condition, release writes are ordered before any subsequent writes to the same location: this is needed for maintaining release sequences.

$$\begin{aligned} \text{bob} &\triangleq \text{po} ; [\text{W}^{\text{rel}}] \cup [\text{R}^{\text{acq}}] ; \text{po} \cup \text{po} ; [\text{F}] \cup [\text{F}] ; \text{po} \cup [\text{W}^{\text{rel}}] ; \text{po}|_{\text{loc}} ; [\text{W}] && (\text{barrier order}) \\ \text{ar} &\triangleq \text{rfe} \cup \text{bob} \cup \dots && (\text{acyclicity relation, more cases to be added}) \end{aligned}$$

Release/acquire accesses and fences in IMM play a double role: they induce synchronization similar to RC11 as discussed in §3.1 and also enforce intra-thread instruction ordering as in hardware models. The latter role ensures the absence of ‘load buffering’ behaviors in the following examples.

Example 3.3 (Load buffering with release writes). Consider the following program, whose annotated outcome disallowed by ARM, POWER, and the promising semantics.⁶

$$a := [x]^{\text{rlx}} \parallel 1 \quad b := [y]^{\text{rlx}} \parallel 1 \quad \left| \quad \begin{array}{ccc} \text{R}_{\text{not-ex}}^{\text{rlx}}(x, 1) & & \text{R}_{\text{not-ex}}^{\text{rlx}}(y, 1) \\ \downarrow \text{bob} & \text{---} \text{rfe} \text{---} & \downarrow \text{bob} \\ \text{W}^{\text{rel}}(y, 1) & & \text{W}^{\text{rel}}(x, 1) \end{array} \right.$$

IMM disallows the outcome because of the $\text{bob} \cup \text{rfe}$ cycle. \square

Example 3.4 (Load buffering with acquire reads). Consider a variant of the previous program with acquire loads and relaxed stores:

$$a := [x]^{\text{acq}} \parallel 1 \quad b := [y]^{\text{acq}} \parallel 1 \quad \left| \quad \begin{array}{ccc} \text{R}_{\text{not-ex}}^{\text{acq}}(x, 1) & & \text{R}_{\text{not-ex}}^{\text{acq}}(y, 1) \\ \downarrow \text{bob} & \text{---} \text{rfe} \text{---} & \downarrow \text{bob} \\ \text{W}^{\text{rlx}}(y, 1) & & \text{W}^{\text{rlx}}(x, 1) \end{array} \right.$$

Here IMM again declares the presented execution as inconsistent following both ARM and POWER, which forbid the annotated outcome. The promising semantics, in contrast, allows this outcome to support a higher-level optimization (namely, elimination of redundant acquire reads). \square

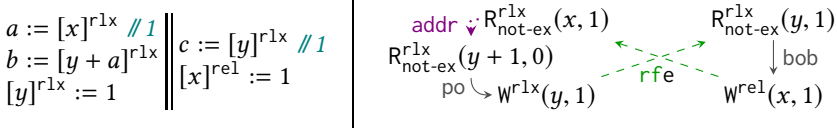
Besides orderings due to fences, hardware preserves certain orderings due to syntactic code dependencies. Specifically, whenever a write depends on some earlier read by a chain of syntactic dependencies or internal reads-from edges (which are essentially dependencies through memory), then the hardware cannot execute the write until it has finished executing the read, and so the ordering between them is preserved. We call such preserved dependency sequences the *preserved program order* (ppo) and include it in ar . In contrast, dependencies between read events are not always preserved, and so we do not incorporate them in the ar relation.

$$\begin{aligned} \text{deps} &\triangleq \text{data} \cup \text{ctrl} \cup \text{addr} ; \text{po}^? \cup \text{casdep} \cup [\text{R}_{\text{ex}}] ; \text{po} && (\text{syntactic dependencies}) \\ \text{ppo} &\triangleq [\text{R}] ; (\text{deps} \cup \text{rfi})^+ ; [\text{W}] && (\text{preserved program order}) \\ \text{ar} &\triangleq \text{rfe} \cup \text{bob} \cup \text{ppo} \cup \dots \end{aligned}$$

The extended constraint rules out the weak behaviors of variants of the load buffering example that use syntactic dependencies to enforce an ordering.

⁶In this and other examples, when saying whether a behavior of a program is allowed by ARM/POWER, we implicitly mean the intended mapping of the program’s primitive accesses to ARM/POWER. See §4 for details.

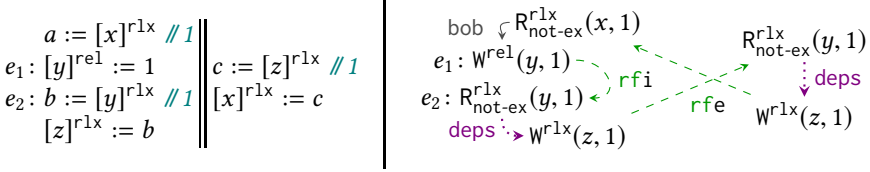
Example 3.5 (Load buffering with an address dependency). Consider a variant of the previous program with an address-dependent read instruction in the middle of the first thread:



The displayed execution is IMM-inconsistent because of the `addr;po;rfe;bob;rfe` cycle. Hardware implementations cannot produce the annotated behavior because the write to y cannot be issued until it has been determined that its address does not alias with $y + a$, which cannot be determined until the value of x has been read. \square

Similar to syntactic dependencies, `rfe` edges are guaranteed to be preserved only on dependency paths from a read to a write, not otherwise.

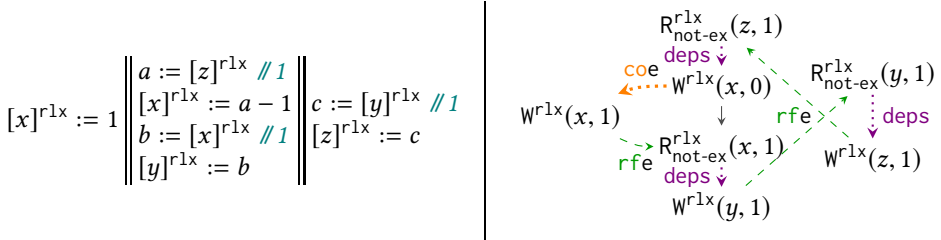
Example 3.6 (rfe is not always preserved). Consider the following program, whose annotated outcome is allowed by ARMv8.



To the right, we show the corresponding execution (the `rf` edges are forced because of the outcome). Had we included `rfe` unconditionally as part of `ar`, we would have disallowed the behavior, because it would have introduced an `ar` edge between events e_1 and e_2 , and therefore an `ar` cycle. \square

Next, we include `detour` $\triangleq (\text{coe} ; \text{rfe}) \cap \text{po}$ in `ar`. It captures the case when a read r does not read from an earlier write w to the same location but from a write w' of a different thread. In this case, both ARM and POWER enforce an ordering between w and r . Since the promising semantics also enforces such orderings, IMM also enforces the ordering by including `detour` in `ar`.

Example 3.7 (Enforcing detour). The annotated behavior of the following program is disallowed by POWER, ARM, and the promising semantics, and so it must be disallowed by IMM.



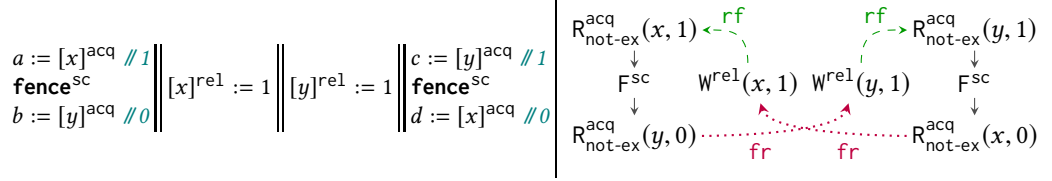
If we were to exclude `detour` from the acyclicity condition, the execution of the program shown above to the right would have been allowed by IMM. \square

We move on to a constraint about SC fences. Besides constraining the ordering of events from the same thread, SC fences induce inter-thread orderings whenever there is a coherence path between them. Following the RC11 model [Lahav et al. 2017], we call this relation `psc` and include it in `ar`.

$$\text{p}_{\text{sc}} \triangleq [\text{F}^{\text{sc}}] ; \text{hb} ; \text{eco} ; \text{hb} ; [\text{F}^{\text{sc}}] \quad (\text{partial SC fence order})$$

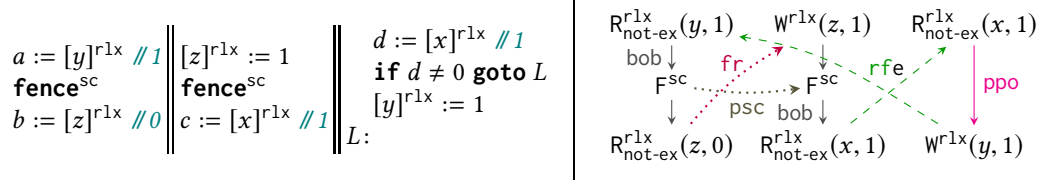
$$\text{ar} \triangleq \text{rfe} \cup \text{bob} \cup \text{ppo} \cup \text{detour} \cup \text{psc} \cup \dots$$

Example 3.8 (Independent reads of independent writes). Similar to POWER, IMM is not “multi-copy atomic” [Maranget et al. 2012] (or “memory atomic” [Zhang et al. 2018]). In particular, it allows the weak behavior of the IRIW litmus test even with release-acquire accesses. To forbid the weak behavior, one has to use SC fences:



The execution corresponding to the weak outcome is shown to the right. For soundness w.r.t. the promising semantics, IMM declares this execution to be inconsistent (which is also natural since it has an SC fence between every two instructions). It does so due to the `psc` cycle: each fence reaches the other by a `po`; `fr`; `rf`; `po` \subseteq `psc` path. When the SC fences are omitted, since POWER allows the weak outcome, IMM allows it as well. \square

Example 3.9. To illustrate why we make `psc` part of `ar`, rather than a separate acyclicity condition (as in RC11), consider the following program, whose annotated outcome is forbidden by the promising semantics.

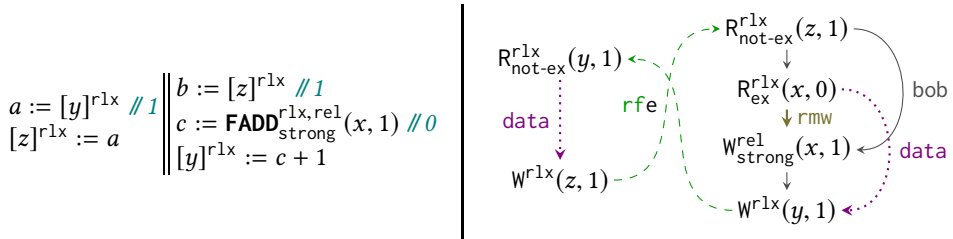


The execution corresponding to that outcome is shown to the right. For soundness w.r.t. the promising semantics, IMM declares this execution inconsistent, due to the `ar` cycle. \square

The final case we add to `ar` is to support the questionable semantics of RMWs in the promising semantics. The promising semantics requires the ordering between the store of a release RMW and subsequent stores to be preserved, something that is not generally guaranteed by ARMv8. For this reason, to be able to compile the promising semantics to IMM, and still keep IMM as a sound abstraction of ARMv8, we include the additional “RMW mode” in RMW instructions, which propagates to their induced write events. Then, we include $[W_{\text{strong}}] ; \text{po} ; [W]$ in `ar`, leading the following (final) definition:

$$\text{ar} \triangleq \text{rfe} \cup \text{bob} \cup \text{ppo} \cup \text{detour} \cup \text{psc} \cup [W_{\text{strong}}] ; \text{po} ; [W]$$

Example 3.10. The following example demonstrates the problem in the intended mapping of the promising semantics to ARMv8.



$$\begin{array}{ll}
(|r := [e]^{rlx}) \approx \text{"ld"} & (|[e_1]^{rlx} := e_2) \approx \text{"st"} \\
(|r := [e]^{acd}) \approx \text{"ld; cmp; bc; isync"} & (|[e_1]^{rel} := e_2) \approx \text{"lwsync; st"} \\
(|\mathbf{fence}^{\#sc}) \approx \text{"lwsync"} & (|\mathbf{fence}^{sc}) \approx \text{"sync"} \\
(|r := \mathbf{FADD}_{OR, OW}^{OR, OW}(e_1, e_2)) \approx \text{wmod}(o_W) + \text{"L:ldarx; stwcx. ; bc L"} + \text{rmod}(o_R) \\
(|r := \mathbf{CAS}_{OR, OW}^{OR, OW}(e, e_R, e_W)) \approx \text{wmod}(o_W) + \text{"L:ldarx; cmp; bc Le; stwcx. ; bc L; Le"} + \text{rmod}(o_R) \\
\text{wmod}(o_W) \triangleq o_W = \text{rel} ? \text{"lwsync;"} : \text{""} & \text{rmod}(o_R) \triangleq o_R = \text{acq} ? \text{"; isync"} : \text{""}
\end{array}$$

Fig. 4. Compilation scheme from IMM to POWER.

The promising semantics disallows the annotated behavior (it requires a promise of $y = 1$, but this promise cannot be certified for a future memory that will not allow the atomic increment from 0—see §5.1 and Example 5.6). It is disallowed by IMM due to the ar cycle (from the read of y): $\text{ppo}; \text{rfe}; \text{bob}; [W_{\text{strong}}]; \text{po}; [W]; \text{rfe}$. Without additional barriers, ARMv8 allows this behavior. Thus, our mapping of IMM to ARMv8 places a barrier (“ld fence”) after every strong RMW (see §4.2). \square

3.4 Consistency

Putting everything together, IMM-consistency is defined as follows.

Definition 3.11. G is called IMM-consistent if the following hold:

- $\text{codom}(G.\text{rf}) = G.R.$ (rf-COMPLETENESS)
- For every location $x \in \text{Loc}$, $G.\text{co}$ totally orders $G.W(x)$. (co-TOTALITY)
- $G.\text{hb}; G.\text{eco}^?$ is irreflexive. (COHERENCE)
- $G.\text{rmw} \cap (G.\text{fre}; G.\text{coe}) = \emptyset$. (ATOMICITY)
- $G.\text{ar}$ is acyclic. (NO-THIN-AIR)

4 FROM IMM TO HARDWARE MODELS

In this section, we provide mappings from IMM to the main hardware architectures and establish their soundness. That is, if some behavior is allowed by a target architecture on a target program, then it is also allowed by IMM on the source of that program. Since the models of hardware we consider are declarative, we formulate the soundness results on the level of execution graphs, keeping the connection to programs only implicit. Indeed, a mapping of IMM instructions to real architecture instructions naturally induces a mapping of IMM execution graphs to target architecture execution graphs. Then, it suffices to establish that the consistency of a target execution graph (as defined by the target memory model) entails the IMM-consistency of its source execution graph. This is a common approach for studying declarative models, (see, e.g., [Vafeiadis et al. 2015]), and allows us to avoid some of the details of the target architectures’ instruction sets.

Next, we study the mapping to POWER (§4.1) and ARMv8 (§4.2). We note that IMM can be straightforwardly shown to be weaker than x86-TSO, and thus the identity mapping (up to different syntax) is a correct compilation scheme from IMM to x86-TSO. The mapping to ARMv7 (which is closely related to POWER) is discussed in Appendix D.

4.1 From IMM to POWER

The intended mapping of IMM to POWER is presented schematically in Fig. 4. It follows the C/C++11 mapping [Mapping 2016] (see also [Maranget et al. 2012]): relaxed reads and writes are compiled down to plain machine loads and stores; acquire reads are mapped to plain loads followed by a control dependent instruction fence; release writes are mapped to plain writes preceded by a lightweight fence; acquire/release/acquire-release fences are mapped to POWER’s lightweight

fences; and SC fences are mapped to full fences. The compilation of RMWs requires a loop which repeatedly uses POWER’s load-reserve/store-conditional instructions until the store-conditional succeeds. RMWs are accompanied with barriers for acquire/release modes as reads and writes. CAS instructions proceed to the conditional write only after checking that the loaded value meets the required condition. Note that IMM’s strong RMWs are compiled to POWER as normal RMWs.

To simplify our correctness proof, we take advantage of the fact that release writes and release RMWs are compiled down as their relaxed counterparts with a preceding $\mathbf{fence}^{\text{rel}}$. Thus, we consider the compilation as if it happens in two steps: first, release writes and RMWs are split to release fences and their relaxed counterparts; and then, the mapping of Fig. 4 is applied (for a program without release writes and RMWs). Accordingly, we establish (i) the soundness of the split of release accesses; and (ii) the correctness of the mapping in the absence of release accesses.⁷ The first obligation is solely on the side of IMM, and is formally presented next.

THEOREM 4.1. *Let G be an IMM execution graph such that $G.\text{po} ; [G.\text{W}^{\text{rel}}] \subseteq G.\text{po}^? ; [G.\text{F}^{\text{rel}}] ; G.\text{po} \cup G.\text{rmw}$. Let G' be the IMM execution graph obtained from G by weakening the access mode of every release write event to a relaxed mode. Then, IMM-consistency of G' implies IMM-consistency of G .*

Next, we establish the correctness of the mapping (in the absence of release writes) with respect to the model of the POWER architecture of Alglave et al. [2014], which we denote by POWER. As IMM, the POWER model is declarative, defining the allowed outcomes via consistent execution graphs. Its labels are similar to IMM’s labels (Def. 2.2) with the following exceptions:

- Read/write labels have the form $R(x, v)$ and $W(x, v)$: they do not include additional modes.
- There are three fence labels (listed here in increasing strength order): an “instruction fence” (F^{isync}), a “lightweight fence” (F^{lwsync}), and a “full fence” (F^{sync}).

In turn, POWER execution graphs are defined as those of IMM (cf. Def. 2.3), except for the CAS dependency, casdep , which is not present in POWER executions. The next definition presents the correspondence between IMM execution graphs and their mapped POWER ones following the compilation scheme in Fig. 4.

Definition 4.2. Let G be an IMM execution graph with whole serial numbers ($\text{sn}[G.E] \subseteq \mathbb{N}$), such that $G.\text{W}^{\text{rel}} = \emptyset$. A POWER execution graph G_p corresponds to G if the following hold:

- $G_p.E = G.E \cup \{\langle i, n + 0.5 \rangle \mid \langle i, n \rangle \in (G.\text{R}^{\text{acq}} \setminus \text{dom}(G.\text{rmw})) \cup \text{codom}([G.\text{R}^{\text{acq}}] ; G.\text{rmw})\}$
(new events are added after acquire reads and acquire RMW pairs)
- $G_p.\text{lab} = \{e \mapsto \langle G.\text{lab}(e) \rangle \mid e \in G.E\} \cup \{e \mapsto F^{\text{isync}} \mid e \in G_p.E \setminus G.E\}$ where:

$$\begin{aligned} \langle R_s^{\text{OR}}(x, v) \rangle &\triangleq R(x, v) & \langle F^{\text{acq}} \rangle &= \langle F^{\text{rel}} \rangle = \langle F^{\text{acqrel}} \rangle \triangleq F^{\text{lwsync}} \\ \langle W_{\text{ORMW}}^{\text{OW}}(x, v) \rangle &\triangleq W(x, v) & \langle F^{\text{sc}} \rangle &\triangleq F^{\text{sync}} \end{aligned}$$

- $G.\text{rmw} = G_p.\text{rmw}$, $G.\text{data} = G_p.\text{data}$, and $G.\text{addr} = G_p.\text{addr}$
(the compilation does not change RMW pairs and data/address dependencies)
- $G.\text{ctrl} \subseteq G_p.\text{ctrl}$
(the compilation only adds control dependencies)
- $[G.\text{R}^{\text{acq}}] ; G.\text{po} \subseteq G_p.\text{rmw} \cup G_p.\text{ctrl}$
(a control dependency is placed from every acquire read)
- $[G.\text{R}_{\text{ex}}] ; G.\text{po} \subseteq G_p.\text{ctrl} \cup G_p.\text{rmw} \cap G_p.\text{data}$
(exclusive reads entail a control dependency to any future event, except for their immediate exclusive write successor if arose from an atomic increment)

⁷Since IMM does not have a primitive that corresponds to POWER’s instruction fence, we cannot apply the same trick for acquire reads.

$$\begin{array}{ll}
(|r := [e]^{rlx}) \approx \text{"ldr"} & (|[e_1]^{rlx} := e_2) \approx \text{"str"} \\
(|r := [e]^{acq}) \approx \text{"ldar"} & (|[e_1]^{rel} := e_2) \approx \text{"stlr"} \\
(|\text{fence}^{acq}) \approx \text{"dmb.ld"} & (|\text{fence}^{\#acq}) \approx \text{"dmb.sy"} \\
(|r := \text{FADD}_{OR,OW}^{OR,OW}(e_1, e_2)) \approx \text{"L:"} + \text{ld}(o_R) + \text{st}(o_W) + \text{"bc L"} + \text{dmb}(o_{RMW}) \\
(|r := \text{CAS}_{OR,OW}^{OR,OW}(e, e_R, e_W)) \approx \text{"L:"} + \text{ld}(o_R) + \text{"cmp;bc Le;"} + \text{st}(o_W) + \text{"bc L;Le;"} + \text{dmb}(o_{RMW}) \\
\text{ld}(o_R) \triangleq o_R = \text{acq} ? \text{"ldaxr;"} : \text{"ldxr;"} & \text{st}(o_W) \triangleq o_W = \text{rel} ? \text{"stlxr;"} : \text{"stxr;"} \\
\text{dmb}(o_{RMW}) \triangleq o_{RMW} = \text{strong} ? \text{";dmb.ld"} : \text{"}
\end{array}$$

Fig. 5. Compilation scheme from IMM to ARMv8.

- $G.\text{data}; [\text{codom}(G.\text{rmw})]; G.\text{po} \subseteq G_p.\text{ctrl}$
(data dependency to an exclusive write entails a control dependency to any future event)
- $G.\text{casdep}; G.\text{po} \subseteq G_p.\text{ctrl}$
(CAS dependency to an exclusive read entails a control dependency to any future event)

Next, we state our theorem that ensures IMM-consistency if the corresponding POWER execution graph is POWER-consistent. Due to lack of space, we do not include here the (quite elaborate) definition of POWER-consistency. For that definition, we refer the reader to [Alglave et al. 2014] (Appendix C provides the definition we used in our development).

THEOREM 4.3. *Let G be an IMM execution graph with whole serial numbers ($\text{sn}[G.E] \subseteq \mathbb{N}$), such that $G.W^{rel} = \emptyset$, and let G_p be a POWER execution graph that corresponds to G . Then, POWER-consistency of G_p implies IMM-consistency of G .*

4.2 From IMM to ARMv8

The intended mapping of IMM to ARMv8 is presented schematically in Fig. 5. It is identical to the mapping to POWER (Fig. 4), except for the following:

- Unlike POWER, ARMv8 has machine instructions for acquire loads (ldar) and release stores (stlr), which are used instead of placing barriers next to plain loads and stores.
- ARMv8 has a special dmb.ld barrier that is used for IMM’s acquire fences. On the other side, it lacks an analogue for IMM’s release fence, for which a full barrier (dmb.sy) is used.
- As noted in Example 3.10, the mapping of IMM’s strong RMWs requires placing a dmb.ld barrier after the exclusive write.

As a model of the ARMv8 architecture, we use its recent official declarative model [Deacon 2017] (see also [Pulte et al. 2018]) which we denote by ARM.⁸ Its labels are given by:

- ARM read label: $R^{or}(x, v)$ where $x \in \text{Loc}$, $v \in \text{Val}$, and $o_R \in \{rlx, Q\}$.
- ARM write label: $W^{ow}(x, v)$ where $x \in \text{Loc}$, $v \in \text{Val}$, and $o_W \in \{rlx, L\}$.
- ARM fence label: F^{of} where $o_F \in \{ld, sy\}$.

In turn, ARM’s execution graphs are defined as IMM’s ones, except for the CAS dependency, casdep, which is not present in ARM executions. As we did for POWER, we first interpret the intended compilation on the level of execution graphs:

Definition 4.4. Let G be an IMM execution graph with whole serial numbers ($\text{sn}[G.E] \subseteq \mathbb{N}$). An ARM execution graph G_a corresponds to G if the following hold:

- $G_a.E = G.E \cup \{\langle i, n + 0.5 \rangle \mid \langle i, n \rangle \in G.W_{\text{strong}}\}$
(new events are added after strong exclusive writes)

⁸We only describe the fragment of the model that is needed for mapping of IMM, thus excluding sequentially consistent reads and isb fences.

- $G_a.\text{lab} = \{e \mapsto \langle G.\text{lab}(e) \rangle \mid e \in G.E\} \cup \{e \mapsto F^{\text{ld}} \mid e \in G_a.E \setminus G.E\}$ where:

$$\begin{aligned} \langle R_s^{\text{rlx}}(x, v) \rangle &\triangleq R^{\text{rlx}}(x, v) & \langle W_{\text{RMW}}^{\text{rlx}}(x, v) \rangle &\triangleq W^{\text{rlx}}(x, v) \\ \langle R_s^{\text{acq}}(x, v) \rangle &\triangleq R^{\text{Q}}(x, v) & \langle W_{\text{RMW}}^{\text{rel}}(x, v) \rangle &\triangleq W^{\text{L}}(x, v) \\ \langle F^{\text{acq}} \rangle &\triangleq F^{\text{ld}} & \langle F^{\text{rel}} \rangle &= \langle F^{\text{acqrel}} \rangle = \langle F^{\text{sc}} \rangle \triangleq F^{\text{sy}} \end{aligned}$$

- $G.\text{rmw} = G_a.\text{rmw}$, $G.\text{data} = G_a.\text{data}$, and $G.\text{addr} = G_a.\text{addr}$
(the compilation does not change RMW pairs and data/address dependencies)
- $G.\text{ctrl} \subseteq G_a.\text{ctrl}$
(the compilation only adds control dependencies)
- $[G.R_{\text{ex}}] ; G.\text{po} \subseteq G_p.\text{ctrl} \cup G_p.\text{rmw} \cap G_p.\text{data}$
(exclusive reads entail a control dependency to any future event, except for their immediate exclusive write successor if arose from an atomic increment)
- $G.\text{casdep} ; G.\text{po} \subseteq G_a.\text{ctrl}$
(CAS dependency to an exclusive read entails a control dependency to any future event)

Next, we state our theorem that ensures IMM-consistency if the corresponding ARM execution graph is ARM-consistent. Again, due to lack of space, we do not include here the definition of ARM-consistency. For that definition, we refer the reader to [Deacon 2017; Pulte et al. 2018] (Appendix E provides the definition we used in our development).

THEOREM 4.5. *Let G be an IMM execution graph with whole serial numbers ($\text{sn}[G.E] \subseteq \mathbb{N}$), and let G_a be an ARM execution graph that corresponds to G . Then, ARM-consistency of G_a implies IMM-consistency of G .*

5 FROM THE PROMISING SEMANTICS TO IMM

In the section, we prove the correctness of compilation from the promising semantics of Kang et al. [2017], denoted by Promise, to IMM. That is, we show that for every outcome of a program $prog$ under IMM (Def. 2.8), there exists a Promise trace of $prog$ terminating with the same outcome. The challenge in this proof arises from the very different styles of the two semantics. To cope with this challenge, we introduce a traversal strategy of IMM-consistent execution graphs that can be followed by Promise as we show by forward simulation.

The main challenge in the simulation proof is due to the *certification* requirement of Promise—after every step, the thread that made the transition has to show that it can run in isolation and fulfill all its so-called promises. To address this challenge we break our simulation argument into two parts. First, we provide a simulation relation, which relates a Promise thread state with a traversal configuration. Second, after each traversal step, we (i) construct a *certification execution graph* G' and a new traversal configuration TC' ; (ii) show that the simulation relation relates G' , TC' , and the current Promise state; and (iii) deduce that we can meet the certification condition by traversing G' . (Here, we use the fact that Promise does not require nested certifications.)

To prove the result of this section, we find it technically convenient to use a slightly modified version of IMM, which is (provably) weaker. In this version, we use the simplified synchronization relation $G.\text{sw}_{\text{RC11}}$ (see Remark 2), as well as a *total order on SC fences*, $G.\text{sc}$, which we include as another basic component of execution graphs. Then, we include $G.\text{sc}$ in $G.\text{ar}$ instead of $G.\text{psc}$ (see §3.3), and require that $G.\text{sc}; G.\text{hb}; (G.\text{eco}; G.\text{hb})^?$ is irreflexive (to ensure that $G.\text{psc} \subseteq G.\text{sc}$). It is easy to show that the latter modification results in an equivalent model, while the use of $G.\text{sw}_{\text{RC11}}$ makes this semantics only weaker than IMM. The $G.\text{sc}$ relation facilitates the construction of a run of Promise, as it fully determines the order in which SC fences should be executed.

Finally, recall that, due to the limitation of Promise discussed in Example 3.10, the result of this section assumes that all RMWs are “strong”.

The rest of this section is structured as follows. In §5.1 we briefly introduce the Promise model. In §5.2 we introduce traversal of execution graphs. In §5.3 we define the simulation relation for Promise thread steps and the execution graph traversal. In §5.4 we discuss how we handle certification. Finally, in §5.5 we state the compilation correctness theorem and provide its proof outline.

5.1 The promise machine

Promise is an operational model where threads execute in an interleaved fashion. The *machine state* is a triple $\Sigma = \langle \mathcal{TS}, \mathcal{S}, M \rangle$, where \mathcal{TS} assigns a *thread state* TS to every thread, \mathcal{S} is a (global) *SC view*, and M is a (global) *memory*. The memory consists of a set of *messages* of the form $\langle x : v@(f, t], view \rangle$ representing writes to memory, where $x \in \text{Loc}$ is the target location, $v \in \text{Val}$ is the stored value, $(f, t] \in \mathbb{Q} \times \mathbb{Q}$ is the *timestamp interval* satisfying $f < t$ or $f = t = 0$ (for initialization messages), and $view \in \text{View} \triangleq \text{Loc} \rightarrow \mathbb{Q}$ is the *message view*.⁹ Messages to the same location should have disjoint timestamp intervals, and thus the timestamp intervals totally order the messages to each location (this order corresponds to $G.\text{co}$ in our simulation proof). The use of intervals allows one to express the fact that two messages are adjacent (corresponding to $G.\text{co}_{\text{limm}}$), which is required to enforce the RMW atomicity condition (§3.2).

Message views represent the “knowledge” carried by the message that is acquired by threads reading this message (if they use an acquire read or fence). In turn, the state of each thread contains a *thread view*, $\mathcal{V} = \langle \text{cur}, \text{acq}, \text{rel} \rangle \in \text{View} \times \text{View} \times (\text{Loc} \rightarrow \text{View})$, whose components are called the *current*, *acquire*, and *release* views, and represent the “knowledge” of each thread. The different thread steps (for the different program instructions) constrain the three components of the thread view with the timestamps and message views that are included in the messages that the thread reads and writes, as well as with the global SC view $\mathcal{S} \in \text{View}$. These constraints are tailored to precisely enforce the coherence and RMW atomicity properties (§3.1, §3.2), as well as the global synchronization provided by SC fences.

Besides the step-by-step execution of their programs, threads may non-deterministically *promise* future writes. This is done by simply adding a message to the memory. We refer to the execution of a write instruction whose message was promised before as *fulfilling* the promise. Our proof utilizes another non-deterministic step of Promise, which allows a thread to *split* its promised messages, *i.e.*, to replace its promise $\langle x : v@(f, t], view \rangle$ with two promises $\langle x : v'@(f, t'], view' \rangle$ and $\langle x : v@(t', t], view \rangle$ provided that $f < t' < t$.

The *thread state* TS is a triple $\langle \sigma, \mathcal{V}, P \rangle$, where σ is the thread’s local state,¹⁰ \mathcal{V} is the thread view, and P tracks the set of messages that were promised by the thread and not yet fulfilled. We write $TS.\text{prm}$ to obtain the promise set of a thread state TS . Initially, each thread is in local state $TS_0^i = \langle \sigma_0(\text{prog}(i)), \langle \perp, \perp, \lambda x. \perp \rangle, \emptyset \rangle$. Thread steps are of the form $\langle TS, \mathcal{S}, M \rangle \rightarrow \langle TS', \mathcal{S}', M' \rangle$. Due to lack of space, we refer the reader to [Kang et al. 2017] for the full definition of all thread steps.

To ensure that promises do not make the semantics overly weak, each sequence of thread steps in Promise has to be *certified*: the thread that took the steps should be able to fulfill all its promises when executed in isolation. Due to possible interference of other threads before the current thread fulfills its promises, certification is required for every possible *future memory* and *future SC view*.

⁹ The order \leq on \mathbb{Q} is extended pointwise to order $\text{Loc} \rightarrow \mathbb{Q}$. \perp and \sqcup denote the natural bottom element and join operations (pointwise extensions of the initial timestamp 0 and the max operation on timestamps). $[x_1@t_1, \dots, x_n@t_n]$ denotes the function assigning t_i to x_i and 0 to other locations.

¹⁰ The promising semantics is generally formulated over a general labeled state transition system. In our development, we instantiate it with the sequential program semantics that is used in §2.3 to construct execution graphs.

Thus, a *machine step* in Promise is given by:

$$\frac{\langle \mathcal{TS}(i), \mathcal{S}, M \rangle \rightarrow^+ \langle \mathcal{TS}', \mathcal{S}', M' \rangle \quad \forall M_{\text{fut}} \supseteq M', \mathcal{S}_{\text{fut}} \geq \mathcal{S}'. \exists \mathcal{TS}''. \langle \mathcal{TS}', \mathcal{S}_{\text{fut}}, M_{\text{fut}} \rangle \rightarrow^* \langle \mathcal{TS}'', _, _ \rangle \wedge \mathcal{TS}''.\text{prm} = \emptyset}{\langle \mathcal{TS}, \mathcal{S}, M \rangle \rightarrow \langle \mathcal{TS}[i \mapsto \mathcal{TS}'], \mathcal{S}', M' \rangle}$$

Finally, program outcomes under Promise are defined as follows.

Definition 5.1. A function $O : \text{Loc} \rightarrow \text{Val}$ is an *outcome* of a program *prog* under Promise if $\Sigma_0(\text{prog}) \rightarrow^* \langle \mathcal{TS}, \mathcal{S}, M \rangle$ for some $\mathcal{TS}, \mathcal{S}$ and M such that the thread's local state in $\mathcal{TS}(i)$ is terminal for every $i \in \text{Tid}$, and for every $x \in \text{Loc}$, there exists a message of the form $\langle x : O(x)@(_, t), _ \rangle \in M$ where t is maximal among timestamps of messages to x in M . Here, $\Sigma_0(\text{prog})$ denotes the initial machine state, $\langle \mathcal{TS}_{\text{init}}, \perp, M_{\text{init}} \rangle$, where $\mathcal{TS}_{\text{init}} = \lambda i. \mathcal{TS}_0^i$, and $M_{\text{init}} = \{ \langle x : 0@(\text{0}, \text{0}), \perp \rangle \mid x \in \text{Loc} \}$.

Example 5.2. We revisit the program presented in Example 3.6. To get the intended behavior in Promise, thread I starts by promising a message $\langle z : 1@(\text{1}, \text{2}), [z@\text{2}] \rangle$. It may certify the promise since its fourth instruction does not depend on a and the thread may read 1 from y when executing the third instruction in any future memory. After the promise is added to memory, thread II reads it and writes $\langle x : 1@(\text{1}, \text{2}), [x@\text{2}] \rangle$ to the memory. Then, thread I reads from this message, executes its remaining instructions, and fulfills its promise. \square

Remark 3. In Promise, the notion of future memory is broader—a future memory may be obtained by a sequence of memory modifications including message additions, message splits and lowering of message views. In our proof, we consider only future memories that are obtained by adding messages. This is justified in Appendix G.

Remark 4. What we outline here ignores Promise's *plain* accesses. These are weaker than relaxed accesses (they only provide partial coherence), and are not needed for accounting for IMM's behaviors. Put differently, one may assume that the compilation from Promise to IMM first strengthens all plain access modes to relaxed. The correctness of compilation then follows from the soundness of this strengthening (which was proved by Kang et al. [2017]) and our result that ignores plain accesses.

5.2 Traversal

Our goal is to generate a run of Promise for any given IMM-consistent initialized full execution graph G of a program *prog*. To do so, we traverse G with a certain strategy, deciding in each step whether to execute the next instruction in the program or promise a future write. While traversing G , we keep track of a *traversal configuration*—a pair $TC = \langle C, I \rangle$ of subsets of $G.E$. We call the events in C and I *covered* and *issued* respectively. The covered events correspond to the instructions that were executed by Promise, and the issued events corresponds to messages that were added to the memory (executed or promised stores).

Initially, we take $C = I = G.E \cap \text{Init}$. Then, at each traversal step, the covered and/or issued sets are increased, following the traversal strategy defined in Fig. 6. Next, we explain and motivate each traversal step.

(*ISSUE*). The (*ISSUE*) step adds an event w to the issued set. It corresponds to a promise step of Promise. Since release writes cannot be promised, we require that w is not a release write. In addition, we require that w is issuable, as defined next.

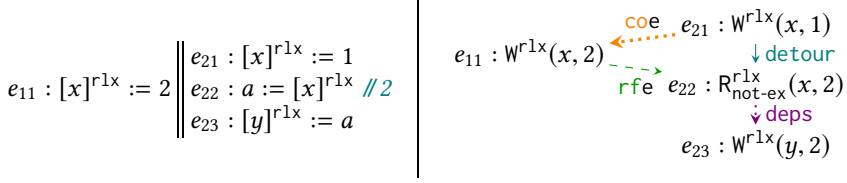
Definition 5.3. An event w is *issuable* in G and $\langle C, I \rangle$, denoted $w \in \text{Issuable}(G, C, I)$, if $w \in G.W$ and the following hold:

- $\text{dom}(\llbracket G.W^{\text{rel}} \rrbracket; G.\text{po}|_{G.\text{loc}} \cup \llbracket G.F \rrbracket; G.\text{po} \rrbracket; [w]) \subseteq C$ (FWBOB-COV)

$$\begin{array}{c}
\text{(ISSUE)} \\
\frac{w \in \text{Issuable}(G, C, I) \quad w \notin G.W^{\text{rel}}}{G \vdash \langle C, I \rangle \rightarrow_{\text{tid}(w)} \langle C, I \uplus \{w\} \rangle}
\end{array}
\qquad
\begin{array}{c}
\text{(COVER)} \\
\frac{e \in \text{Coverable}(G, C, I) \quad e \notin \text{dom}(G.\text{rmw})}{G \vdash \langle C, I \rangle \rightarrow_{\text{tid}(e)} \langle C \uplus \{e\}, I \rangle}
\end{array}$$

$$\begin{array}{c}
\text{(RELEASE-COVER)} \\
\frac{\text{dom}(G.\text{po}; [w]) \subseteq C \quad w \in G.W^{\text{rel}}}{G \vdash \langle C, I \rangle \rightarrow_{\text{tid}(w)} \langle C \uplus \{w\}, I \uplus \{w\} \rangle}
\end{array}
\qquad
\begin{array}{c}
\text{(RMW-COVER)} \\
\frac{r \in \text{Coverable}(G, C, I) \quad \langle r, w \rangle \in G.\text{rmw} \\
(w \in I \wedge I' = I) \vee (w \in G.W^{\text{rel}} \wedge I' = I \uplus \{w\})}{G \vdash \langle C, I \rangle \rightarrow_{\text{tid}(r)} \langle C \uplus \{r, w\}, I' \rangle}
\end{array}$$

Fig. 6. Traversal steps.

Fig. 7. Demonstration of the necessity of **PPO-ISS** in the definition of **Issuable**.

- $\text{dom}((G.\text{detour} \cup G.\text{rfe}); G.\text{ppo}; [w]) \subseteq I$ (PPO-ISS)
- $\text{dom}((G.\text{detour} \cup G.\text{rfe}); [G.R^{\text{acq}}]; G.\text{po}; [w]) \subseteq I$ (ACQ-ISS)
- $\text{dom}([G.W_{\text{strong}}]; G.\text{po}; [w]) \subseteq I$ (W-STRONG-ISS)

The **FWBOB-COV** condition arises from Promise’s restrictions on promises: a release write cannot be executed if the thread has an unfulfilled promise to the same location, and a release fence cannot be executed if the thread has any unfulfilled promise. Accordingly, we require that when w is issued $G.\text{po}$ -previous release writes to the same location and release fences have already been covered. Note that we actually require this from all $G.\text{po}$ -previous fences (rather than just release ones). This is not dictated by Promise, but simplifies our proofs. Thus, our proof implies that compilation from Promise to IMM remains correct even if acquire fences “block” promises as release ones.

The other conditions in Def. 5.3 are forced by Promise’s certification, as demonstrated by the following examples.

Example 5.4. Consider the program and its execution graph on Fig. 7. To certify a promise of a message that corresponds to e_{23} , we need to be able to read the value 2 for x in e_{22} (as e_{23} depends on this value). Thus, the message that corresponds to e_{11} has to be in memory already, *i.e.*, the event e_{11} has to be already issued. This justifies the $G.\text{rfe}; G.\text{ppo}$ part of **PPO-ISS**. The justification for the $G.\text{detour}; G.\text{ppo}$ part of **PPO-ISS** is related to the requirement of certification *for every future memory*. Indeed, in the same example, it is also required that e_{21} was issued before e_{23} : We know that e_{23} is issued after e_{11} , and thus, there is a message of the form $\langle x : 2@(f_{e_{11}}, t_{e_{11}}], _ \rangle$ in the memory. Had e_{21} not been issued before, the instruction e_{21} would have to add a message of the form $\langle x : 1@(f_{e_{21}}, t_{e_{21}}], _ \rangle$ to the memory during certification. Because e_{22} has to read from $\langle x : 2@(f_{e_{11}}, t_{e_{11}}], _ \rangle$, the timestamp $t_{e_{21}}$ has to be smaller than $t_{e_{11}}$. However, an arbitrary future memory might not have free timestamps in $(0, f_{e_{11}}]$. \square

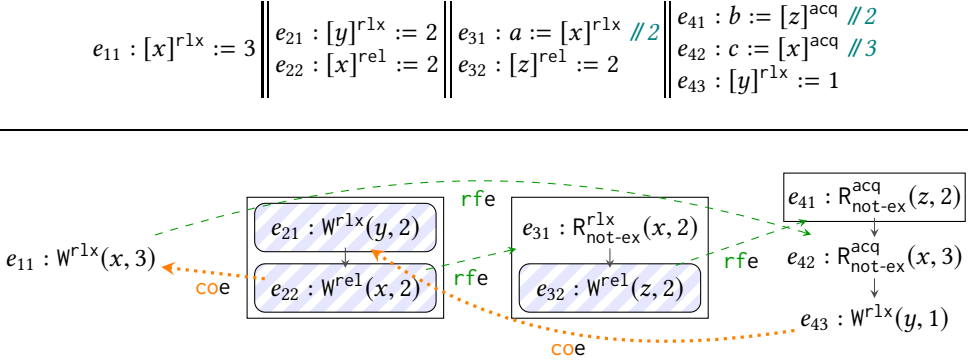


Fig. 8. Demonstration of the necessity of **ACQ-ISS** in the definition of Issuable. The covered events are marked by \square and the issued ones by \circ .

Example 5.5. Consider the program and its execution graph on Fig. 8. Why does e_{43} have to be issued after e_{11} , *i.e.*, why to respect a path $[e_{11}]$; $G.rfe$; $[G.R^{acq}]$; $G.po$; $[e_{43}]$? In the corresponding state of simulation, the Promise memory has messages related to the issued set with timestamps respecting $G.co$. Without loss of generality, suppose that the memory contains the messages $\langle y : 2@(1, 2), [y@2] \rangle$, $\langle x : 2@(1, 2), [x@2, y@2] \rangle$, and $\langle z : 2@(1, 2), [x@2, z@2] \rangle$ related to e_{21} , e_{22} , and e_{32} respectively. Since the event e_{41} is covered, the fourth thread has already executed the instruction e_{41} , which is an acquire read. Thus, its current view is updated to include $[x@2, z@2]$. Suppose that e_{43} is issued. Then, the Promise machine has to be able to promise a message $\langle y : 1@(_, t_{e_{43}}), [y@t_{e_{43}}] \rangle$ for some $t_{e_{43}}$. The timestamp $t_{e_{43}}$ has to be less than 2, which is the timestamp of the message related to e_{21} , since $\langle e_{43}, e_{21} \rangle \in G.co$. Now, consider a certification run of the fourth thread. In the first step of the run, the thread executes the instruction e_{42} . It is forced to read from $\langle x : 2@(1, 2), [x@2, y@2] \rangle$ since thread's view is equal to $[x@2, z@2]$. Because e_{42} is an acquire read, the thread's current view incorporates the message's view and becomes $[x@2, y@2, z@2]$. After that, the thread cannot fulfill the promise to the location y with the timestamp $t_{e_{43}} < 2$. \square

Example 5.6. To see why we need **W-STRONG-ISS**, revisit the program in Example 3.10. Suppose that we allow to issue $W^{rlx}(y, 1)$ before issuing $W^{rel}_{strong}(x, 1)$. Correspondingly, in Promise, the second thread promises a message $\langle y : 1@(1, 2), [y@2] \rangle$ and has to certify it in any future memory. Consider a future memory that contains two messages to location x : an initial one, $\langle x : 0@(0, 0), \perp \rangle$, and $\langle x : 1@(0, 1), [x@1] \rangle$. In this state $c := \mathbf{FADD}^{rlx, rel}_{strong}(x, 1)$ has to read from the non-initial message and assign 1 to c , since RMWs are required to add messages adjacent to the ones they reads from. After that, $[y]^{rlx} := c + 1$ is no longer able to fulfill the promise with value 1. \square

(COVER). The (COVER) step adds an event e to the covered set. It corresponds to an execution of a program instruction in Promise. We require that e is coverable, as defined next.

Definition 5.7. An event e is called *coverable* in G and $\langle C, I \rangle$, denoted $e \in \text{Coverable}(G, C, I)$, if $e \in G.E$, $\text{dom}(G.po; [e]) \subseteq C$, and either (i) $e \in G.F^{\square sc}$; (ii) $e \in G.F^{sc}$ and $\text{dom}(G.sc; [e]) \subseteq C$; (iii) $e \in G.W \cap I$; or (iv) $e \in G.R$ and $\text{dom}(G.rf; [e]) \subseteq I$.

The requirements in this definition are straightforward. First, all $G.po$ -previous events have to be covered, *i.e.*, previous instructions have to be already executed by Promise. This suffices for non-SC fences. Second, if e is an SC fence event, then all $G.sc$ -previous fence events have to be

already covered; if e is a write event, then it has to be already issued; and if e is a read event, then the write event that e reads from has to be already issued (the corresponding message has to be available in the memory).

(*RELEASE-COVER*). Since release writes cannot be promised, the (*RELEASE-COVER*) step adds a release write to both the covered and issued sets in a single step. Its precondition is simple: all $G.po$ -previous events have to be covered.

(*RMW-COVER*). RMWs in Promise are performed in one atomic step. Accordingly, when traversing G , we require to cover the write part of *rmw* edges immediately after their read parts. If the write is release, then, again since release writes cannot be promised, it is issued in the same step.

Starting from the initial configuration $TC_0 = \langle G.E \cap \text{Init}, G.E \cap \text{Init} \rangle$, each traversal step maintains the following invariants: (i) $E \cap \text{Init} \subseteq C$; (ii) $C \cap G.W \subseteq I$ and $I \cap G.W^{\text{rel}} \subseteq C$; (iii) $I \subseteq \text{Issuable}(G, C, I)$ and $C \subseteq \text{Coverable}(G, C, I)$; and (iv) $\text{codom}([C]; G.\text{rmw}) \subseteq C$. When these properties hold, we say that $\langle C, I \rangle$ is a *traversal configuration* of G . The next proposition ensures the existence of a traversal. (A proof outline is presented in Appendix H.)

PROPOSITION 5.8. *Let G be an IMM-consistent execution graph and $\langle C, I \rangle$ be a traversal configuration of G . Then, $G \vdash \langle C, I \rangle \rightarrow^* \langle G.E, G.W \rangle$.*

5.3 Thread step simulation

To show that a traversal step of thread i can be matched by a Promise thread step, we use a simulation relation $I_i(G, TC, \langle TS, \mathcal{S}, M \rangle, F, T)$, where G is an IMM-consistent initialized full execution of *prog*; $TC = \langle C, I \rangle$ is a traversal configuration of G ; $TS = \langle \sigma, \mathcal{V}, P \rangle$ is i 's thread state in Promise; \mathcal{S} and M are the SC view and the memory of Promise; and $F, T : I \rightarrow \mathbb{Q}$ are functions that assign lower and upper bounds of a timestamp interval to issued writes. We define this relation to hold if the following conditions are met (for conciseness we omit the ‘‘G.’’ prefix):¹¹

- (1) F and T agree with **co** and reflect the requirements on timestamp intervals:
 - $\forall w \in E \cap \text{Init}. T(w) = F(w) = 0$ and $\forall w \in I \setminus \text{Init}. F(w) < T(w)$
 - $\forall \langle w, w' \rangle \in [I]; \mathbf{co}; [I]. T(w) \leq F(w')$ and $\forall \langle w, w' \rangle \in [I]; \mathbf{rf}; \mathbf{rmw}; [I]. T(w) = F(w')$
- (2) Non-initialization messages in M have counterparts in I :
 - $\forall \langle x : _@(f, t, _) \in M. t \neq 0 \Rightarrow \exists w \in I. \text{loc}(w) = x \wedge F(w) = f \wedge T(w) = t$
 - $\forall \langle w, w' \rangle \in [I]; \mathbf{co}; [I]. T(w) = F(w') \Rightarrow \langle w, w' \rangle \in \mathbf{rf}; \mathbf{rmw}$
- (3) The SC view \mathcal{S} corresponds to write events that are ‘‘before’’ covered SC fences:
 - $\mathcal{S} = \lambda x. \max T[W(x) \cap \text{dom}(\mathbf{rf}^?; \mathbf{hb}; [C \cap F^{\text{sc}}])]$
- (4) Issued events have corresponding messages in memory:
 - $\forall w \in I. \langle \text{loc}(w) : \text{val}(w)@(F(w), T(w)), \text{view}(T, w) \rangle \in M$, where:
 - $\text{view}(T, w) \triangleq (\lambda x. \max T[W(x) \cap \text{dom}(\mathbf{vf}; \mathbf{release}; [w])]) \sqcup [\text{loc}(w)@T(w)]$
 - $\mathbf{vf} \triangleq \mathbf{rf}^?; (\mathbf{hb}; [F^{\text{sc}}])^?; \text{sc}^?; \mathbf{hb}^?$
- (5) For every promise, there exists a corresponding issued uncovered event w :
 - $\forall \langle x : v@(f, t), \text{view} \rangle \in P. \exists w \in E_i \cap I \setminus C.$

$$\text{loc}(w) = x \wedge \text{val}(w) = v \wedge F(w) = f \wedge T(w) = t \wedge \text{view} = \text{view}(T, w)$$
- (6) Every issued uncovered event w of thread i has a corresponding promise in P . Its message view includes the singleton view $[\text{loc}(w)@T(w)]$ and the thread's release view *rel* (third component of \mathcal{V}). If w is an RMW write, and its read part is reading from an issued write p , the view of the message that corresponds to p is also included in w 's message view.

¹¹To relate the timestamps in the different views to relations in G (items (3),(4),(7)), we use essentially the same definitions that were introduced by Kang et al. [2017] when they related the promise-free fragment of Promise to a declarative model.

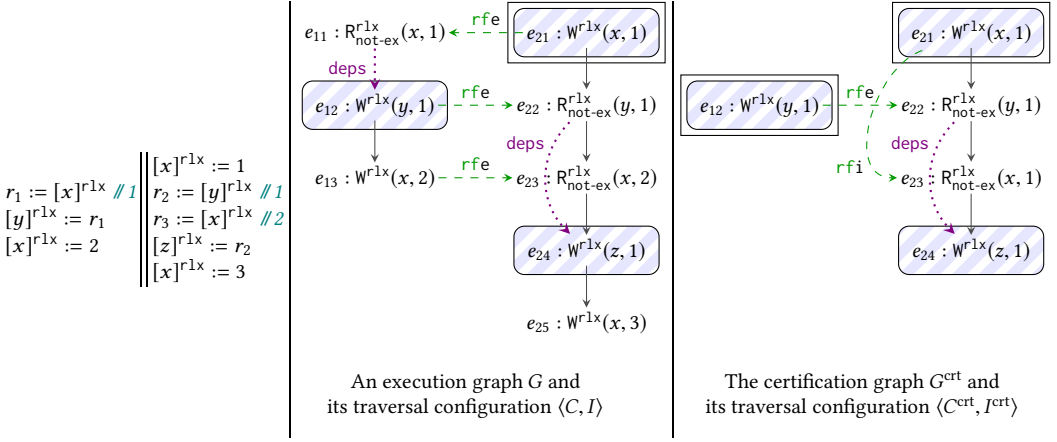


Fig. 9. A program, its execution graph, and a related certification graph. Covered events are marked by \square and issued ones by \bigcirc .

- $\forall w \in E_i \cap I \setminus (C \cup \text{codom}([I]; \text{rf}; \text{rmw}))$.
 $\langle \text{loc}(w) : \text{val}(w) @ (F(w), T(w)), [\text{loc}(w) @ T(w)] \sqcup \text{rel}(x) \rangle \in P$
 - $\forall w \in E_i \cap I \setminus C, p \in I. \langle p, w \rangle \in \text{rf}; \text{rmw} \Rightarrow$
 $\langle \text{loc}(w) : \text{val}(w) @ (F(w), T(w)), [\text{loc}(w) @ T(w)] \sqcup \text{rel}(x) \sqcup \text{view}(T, p) \rangle \in P$
- (7) The three components $\langle \text{cur}, \text{acq}, \text{rel} \rangle$ of \mathcal{V} are justified by graph paths:
- $\text{cur} = \lambda x. \max T[W(x) \cap \text{dom}(vf; [E_i \cap C])]$
 - $\text{acq} = \lambda x. \max T[W(x) \cap \text{dom}(vf; (\text{release}; \text{rf})^?; [E_i \cap C])]$
 - $\text{rel} = \lambda x, y. \max T[W(x) \cap (\text{dom}(vf; [(W^{\text{rel}}(y) \cup F^{\exists \text{rel}}) \cap E_i \cap C]) \cup W(y) \cap E_i \cap C)]$
- (8) The thread local state σ matches the covered events ($\sigma.\text{G.E} = C \cap E_i$), and can always reach the execution graph G ($\exists \sigma'. \sigma \rightarrow_i^* \sigma' \wedge \sigma'.\text{G} = G|_i$).

PROPOSITION 5.9. *If $I_i(G, TC, \langle TS, \mathcal{S}, M \rangle, F, T)$ and $G \vdash TC \rightarrow_i TC'$ hold, then there exist $TS', \mathcal{S}', M', F', T'$ such that $\langle TS, \mathcal{S}, M \rangle \rightarrow^+ \langle TS', \mathcal{S}', M' \rangle$ and $I_i(G, TC', \langle TS', \mathcal{S}', M' \rangle, F', T')$ hold.*

It is easy to verify that the initial states are related, i.e., $I_i(G, TC_0, \langle TS_0^i, \perp, M_{\text{init}} \rangle, \emptyset, \emptyset)$ holds for every $i \in \text{Tid}$.

5.4 Certification

To show that a traversal step can be simulated by Promise, Prop. 5.9 does not suffice: the machine step requires the new thread's state to be certified. To understand how we construct a certification run, consider the example in Fig. 9. Suppose that I_{i_2} holds for $G, \langle C, I \rangle, \langle TS, \mathcal{S}, M \rangle, F, T$ (where i_2 is the identifier of the second thread). Consider a possible certification run for i_2 . According to I_{i_2} , there is one unfulfilled promise of i_2 , i.e., $TS.\text{prm} = \{ \langle z : 1 @ (F(e_{24}), T(e_{24})), \text{view} \rangle \}$ for some view . We also know that i_2 has executed all instructions up to the one related to the last covered event e_{21} . To fulfill the promise, it has to execute the instructions corresponding to e_{22} , e_{23} , and e_{24} .

To construct the certification run, we (inductively) apply a version of Prop. 5.9 for certification steps, starting from a sequence of traversal steps of i_2 that cover e_{22} , e_{23} , and e_{24} . For G and $\langle C, I \rangle$, there is no such sequence: we cannot cover e_{23} without issuing e_{13} first (which we cannot do since only one thread may run during certification). Nevertheless, observing that the value read at e_{23} is immaterial for covering e_{24} , we may use a different execution graph for this run, namely G^{cert} shown in Fig. 9. Thus, in G^{cert} we redirect e_{23} 's incoming reads-from edge and change its value accordingly. In contrast, we do not need to change e_{22} 's incoming reads-from edge because condition PPO-ISS

in the definition of issuable events ensures that e_{12} must have already been issued. For G^{crt} and $\langle C^{\text{crt}}, I^{\text{crt}} \rangle$, there exists a sequence of traversal steps that cover e_{22} , e_{23} , and e_{24} . Since events of other threads have all been made covered in C^{crt} , we know that only i_2 will take steps in this sequence.

Generally speaking, for a given $i \in \text{Tid}$ whose step has to be certified, our goal is to construct a certification graph G^{crt} and a traversal configuration $TC^{\text{crt}} = \langle C^{\text{crt}}, I^{\text{crt}} \rangle$ of G^{crt} such that (1) G^{crt} is IMM-consistent (so we can apply Prop. 5.8 for it) and (2) we can simulate its traversal in Promise to obtain the certification run for thread i . In particular, the latter requires that $G^{\text{crt}}|_i$ is an execution graph of i 's program. In the rest of this section, we present this construction, and show how it is used to certify Promise's steps (Prop. 5.13).

First, the set of events of G^{crt} is the following subset of $G.E$:

$$G^{\text{crt}}.E \triangleq C \cup I \cup \text{dom}(G.\text{po}; [I \cap G.E_i]) \cup \\ (\text{dom}(G.\text{rmw}; [I \cap G.E_{\neq i}]) \setminus \text{codom}([G.E \setminus \text{codom}(G.\text{rmw})]; G.\text{rfi}))$$

It consists of the covered and issued events, all po -preceding events of issued events in thread i , and read parts of issued RMWs in other threads (excluding those reading locally from a non-RMW write). The latter events are needed to preserve release sequences to issued writes in G^{crt} .

The traversal of G^{crt} begins from the traversal configuration $TC^{\text{crt}} = \langle C^{\text{crt}}, I^{\text{crt}} \rangle$ given by:

$$C^{\text{crt}} \triangleq C \cup G^{\text{crt}}.E_{\neq i} \quad I^{\text{crt}} \triangleq I$$

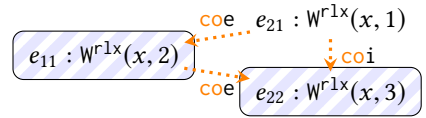
In this configuration all events of other threads are covered, so the traversal of G^{crt} may only include steps of thread i .

The rmw , sc and dependencies components of G^{crt} are the same as in (restricted) G ($G^{\text{crt}}.x = [G^{\text{crt}}.E]; G.x; [G^{\text{crt}}.E]$ for $x \in \{\text{rmw}, \text{addr}, \text{data}, \text{ctrl}, \text{casdep}, \text{sc}\}$). Besides the rf edges and labels (which include read values), the next example shows that we may also need to alter $G.\text{co}$.

Example 5.10. Consider the annotated execution G and its traversal configuration ($C = \emptyset$ and $I = \{e_{11}, e_{22}\}$) shown in the inlined figure. Suppose that $I_{i_2}(G, \langle C, I \rangle, \langle \langle \sigma, \mathcal{V}, P \rangle, \mathcal{S}, M \rangle, F, T)$ holds for some $\sigma, \mathcal{V}, P, M, \mathcal{S}, F$ and T . Hence, there are messages of the form $\langle x : 2@(F(e_{11}), T(e_{11})), _ \rangle$ and $\langle x : 3@(F(e_{22}), T(e_{22})), _ \rangle$ in M and $F(e_{11}) < T(e_{11}) \leq F(e_{22}) < T(e_{22})$.

During certification, we have to execute the instruction related to e_{21} and add a corresponding message to M . Since certification is required for every future memory $M_{\text{fut}} \supseteq M$, it might be the case that here is no free timestamp t' in M_{fut} such that $t' \leq F(e_{11})$. Thus, our chosen timestamps cannot agree with $G.\text{co}$. However,

if we place e_{21} as the immediate predecessor of e_{22} in $G^{\text{crt}}.\text{co}$, we may use the splitting feature of Promise: the promised message $\langle x : 3@(F(e_{22}), T(e_{22})), _ \rangle$ can be split into two messages $\langle x : 1@(F(e_{22}), t), _ \rangle$ and $\langle x : 3@(t, T(e_{22})), _ \rangle$ for any t such that $F(e_{22}) < t < T(e_{22})$. To do so, we need the non-issued writes of the certified thread to be immediate predecessors of the issued ones in $G^{\text{crt}}.\text{co}$. By performing such split, we do not "allocate" new timestamp intervals, which allows us to handle arbitrary future memories. Note that if we had writes to other locations to perform during the certification, with no possible promises to split, we would need them to be placed last in $G^{\text{crt}}.\text{co}$, so we can relate them to messages whose timestamps are larger than all timestamps in M_{fut} . \square



Following Example 5.10, we define $G^{\text{crt}}.\text{co}$ to consist of all pairs $\langle w, w' \rangle$ such that $w, w' \in G^{\text{crt}}.E \cap G.W$, $G.\text{loc}(w) = G.\text{loc}(w')$, and either $\langle w, w' \rangle \in ([I]; G.\text{co}; [I] \cup [I]; G.\text{co}; [G^{\text{crt}}.E_i] \cup [G^{\text{crt}}.E_i]; G.\text{co}; [G^{\text{crt}}.E_i])^+$, or there is no such path, $w \in I$, and $w' \in G^{\text{crt}}.E_i \setminus I$. This construction essentially "pushes" the non-issued writes of the certified thread to be as late as possible in $G^{\text{crt}}.\text{co}$.

As we saw on Fig. 9, we may need to modify the **rf** edges of the certification graph. In the example, this was required since a source of an **rf** edge is not presented in G^{crt} . In general, **rf** has to be modified also for preserving the **COHERENCE** of G^{crt} (since we changed **co**). The relation $G^{\text{crt}}.\text{rf}$ is defined as follows:

$$G^{\text{crt}}.\text{rf} \triangleq G.\text{rf} ; [D] \cup \bigcup_{x \in \text{Loc}} ([G.W(x)] ; G.\text{vf} ; [G.R(x) \cap G^{\text{crt}}.E \setminus D] \setminus G^{\text{crt}}.\text{co} ; G.\text{vf})$$

where $D = G^{\text{crt}}.E \cap (C \cup I \cup G.E_{\neq i} \cup \text{dom}(G.\text{rfi}^? ; G.\text{ppo} ; [I]) \cup \text{codom}(G.\text{rfe} ; [G.R^{\text{acq}}]))$

The set D represents the *determined* events, whose **rf** edges are preserved. Intuitively, for a read event r with location x , the set $\text{dom}([G.W(x)] ; G.\text{vf} ; [r])$ consists of writes to x (see item (4) in §5.3 for the definition of **vf**) that are “observed” by $\text{tid}(r)$ at the moment it “executes” r . If r is not determined, we choose the new **rf** edge to r to be from the **co**-latest write in this set. Thus, in the certification graph, r is not reading a stale value, and its incoming **rf** edge does not increase the set of “observed” writes in thread i .

The labels (which include the read values) in G^{crt} have to be modified as well, to match the new **rf** edges. To construct of $G^{\text{crt}}.\text{lab}$, we leverage a certain *receptiveness* property of the operational semantics in Fig. 3. Roughly speaking, we show that if $\langle \text{sprog}, pc, \Phi, G, \Psi, S \rangle \rightarrow_i^+ \langle \text{sprog}, pc', \Phi', G', \Psi', S' \rangle$, then for every read $r \in G'.E \setminus (G'.E \cup \text{dom}(G'.\text{ctrl}))$ and value v , there exist $pc'', \Phi'', G'', \Psi''$, and S'' such that $\langle \text{sprog}, pc, \Phi, G, \Psi, S \rangle \rightarrow_i^+ \langle \text{sprog}, pc'', \Phi'', G'', \Psi'', S'' \rangle$, $G''.\text{val}(r) = v$, and G'' is identical to G' except (possibly) for values of events that depend on r .¹² Applying this property inductively, we construct the labeling function $G^{\text{crt}}.\text{lab}$.

This concludes the construction of G^{crt} and TC^{crt} . To be able to use them, we prove the following proposition.

PROPOSITION 5.11. *Let G be an IMM-consistent execution graph, and TC a traversal configuration of G . Then, G^{crt} is IMM-consistent and TC^{crt} is a traversal configuration of G^{crt} .*

Next, we show that if I_i holds for $G, TC, \langle TS, S, M \rangle, F, T$, then we can continue the simulation with $G^{\text{crt}}, TC^{\text{crt}}$, for every future memory and SC view. For this, we employ a slightly modified simulation relation $I_i^{\text{crt}}(G^{\text{crt}}, TC^{\text{crt}}, \langle \langle \sigma, \mathcal{V}, P \rangle, S, M \rangle, F, T)$. It is defined similarly to I_i , except for the following parts:

- (2) Since certification begins from an arbitrary future memory, we cannot require that *all* messages in memory have counterparts in I . Here, it suffices to assert that all RMW writes are issued ($\text{codom}(G^{\text{crt}}.\text{rmw}) \subseteq I$), and for every non-issued write either it is last in $G^{\text{crt}}.\text{co}$ or its immediate successor is in the same thread ($[G^{\text{crt}}.E \setminus I] ; G^{\text{crt}}.\text{co}|_{\text{imm}} \subseteq G^{\text{crt}}.\text{po}$). The latter allows us to split existing messages to obtain timestamp intervals for non-issued writes during certification (see Example 5.10).
- (3) Since certification begins from arbitrary future SC view, S may not correspond to G^{crt} . Nevertheless, SC fences cannot be executed in the certification run, and we can simply require that all SC fences are covered ($G^{\text{crt}}.F^{\text{sc}} \subseteq C^{\text{crt}}$).

PROPOSITION 5.12. *Suppose that $I_i(G, TC, \langle TS, S, M \rangle, F, T)$ holds. Then, for every $M_{\text{fut}} \supseteq M$ and $S_{\text{fut}} \supseteq S$, $I_i^{\text{crt}}(G^{\text{crt}}, TC^{\text{crt}}, \langle TS, S_{\text{fut}}, M_{\text{fut}} \rangle, F, T)$ holds.*

We also show that a version of Prop. 5.9 holds for I^{crt} . It allows us to prove the following strengthened version of Prop. 5.9, which additionally states that the new Promise thread’s state is certifiable.

¹²The full formulation of the receptiveness property is elaborate. Due to the lack of space, we refer the reader to our Coq development Appendix A.

PROPOSITION 5.13. *If $\mathcal{I}_i(G, TC, \langle TS, \mathcal{S}, M \rangle, F, T)$ and $G \vdash TC \rightarrow_i TC'$ hold, then there exist $TS', \mathcal{S}', M', F', T'$ such that $\langle TS, \mathcal{S}, M \rangle \rightarrow^+ \langle TS', \mathcal{S}', M' \rangle$ and $\mathcal{I}_i(G, TC', \langle TS', \mathcal{S}', M' \rangle, F', T')$ hold, and for every $M_{\text{fut}} \supseteq M', \mathcal{S}_{\text{fut}} \geq \mathcal{S}'$, there exist $TS'', M'_{\text{fut}}, \mathcal{S}'_{\text{fut}}$ such that $\langle TS', \mathcal{S}_{\text{fut}}, M_{\text{fut}} \rangle \rightarrow^* \langle TS'', M'_{\text{fut}}, \mathcal{S}'_{\text{fut}} \rangle$ and $TS''.\text{prm} = \emptyset$.*

PROOF OUTLINE. By Prop. 5.9, there exist $TS', \mathcal{S}', M', F', T'$ such that $\langle TS, \mathcal{S}, M \rangle \rightarrow^+ \langle TS', \mathcal{S}', M' \rangle$ and $\mathcal{I}_i(G, TC', \langle TS', \mathcal{S}', M' \rangle, F', T')$ hold. By Prop. 5.12, $\mathcal{I}_i^{\text{crt}}(G^{\text{crt}}, TC^{\text{crt}}, \langle TS', \mathcal{S}_{\text{fut}}, M_{\text{fut}} \rangle, F', T')$ holds for every $M_{\text{fut}} \supseteq M'$ and $\mathcal{S}_{\text{fut}} \geq \mathcal{S}'$. By Prop. 5.8, we have $G^{\text{crt}} \vdash TC^{\text{crt}} \rightarrow_i^* \langle G^{\text{crt}}.E, G^{\text{crt}}.W \rangle$. We inductively apply a version of Prop. 5.9 for $\mathcal{I}_i^{\text{crt}}$ to obtain $\langle TS'', \mathcal{S}'_{\text{fut}}, M'_{\text{fut}} \rangle, F'',$ and T'' such that $\langle TS', \mathcal{S}_{\text{fut}}, M_{\text{fut}} \rangle \rightarrow^* \langle TS'', \mathcal{S}'_{\text{fut}}, M'_{\text{fut}} \rangle$ and $\mathcal{I}_i^{\text{crt}}(G^{\text{crt}}, \langle G^{\text{crt}}.E, G^{\text{crt}}.W \rangle, \langle TS'', \mathcal{S}'_{\text{fut}}, M'_{\text{fut}} \rangle, F'', T'')$ hold. From the latter, it follows that $TS''.\text{prm} = \emptyset$. \square

5.5 Compilation correctness theorem

THEOREM 5.14. *Let prog be a program in which all RMWs are “strong”. Then, every outcome of prog under IMM (Def. 2.8) is also an outcome of prog under Promise (Def. 5.1).*

PROOF OUTLINE. To prove the theorem, we introduce a simulation relation \mathcal{J} on traversal configurations and (full) Promise states:

$$\mathcal{J}(G, TC, \langle TS, \mathcal{S}, M \rangle, F, T) \triangleq \forall i \in \text{Tid}. \mathcal{I}_i(G, TC, \langle TS(i), \mathcal{S}, M \rangle, F, T)$$

We show that \mathcal{J} holds for an IMM-consistent execution graph G , which has the outcome O , of the program prog , its initial traversal configuration, a Promise state $\Sigma_0(\text{prog})$, and the empty timestamp mappings $T = F = \emptyset$. Then, we inductively apply Prop. 5.13 on a traversal $G \vdash \langle G.E \cap \text{Init}, G.E \cap \text{Init} \rangle \rightarrow^* \langle G.E, G.W \rangle$, which exists by Prop. 5.8, and additionally show that at every step \mathcal{I}_i holds for every thread i that did not take the step. Thus, we obtain a Promise state Σ and timestamp functions F and T such that $\Sigma_0(\text{prog}) \rightarrow^* \Sigma$ and $\mathcal{J}(G, \langle G.E, G.W \rangle, \Sigma, F, T)$ hold. From the latter, it follows that O is an outcome of prog under Promise. \square

6 RELATED WORK

Together with the introduction of the promising semantics, Kang et al. [2017] provided a declarative presentation of the promise-free fragment of the promising model. They established the adequacy of this presentation using a simulation relation, which resembles the simulation relation that we use in §5. Nevertheless, since their declarative model captures only the promise-free fragment of Promise, the simulation argument is much simpler, and no certification condition is required. In particular, their analogue to our traversal strategy would simply cover the events of the execution graph following $\text{po} \cup \text{rf}$.

To establish the correctness of compilation of the promising semantics to POWER, Kang et al. [2017] followed the approach of Lahav and Vafeiadis [2016]. This approach reduces compilation correctness to POWER to (i) the correctness of compilation to the POWER model strengthened with $\text{po} \cup \text{rf}$ acyclicity; and (ii) the soundness of local reorderings of memory accesses. To establish (i), Kang et al. [2017] wrongly argued that the strengthened POWER-consistency of mapped promise-free execution graphs imply the promise-free consistency of the source execution graphs. This is not the case due to SC fences, which have relatively strong semantics in the promise-free declarative model (see Appendix F for a counter example). Nevertheless, our proof shows that the compilation claim of Kang et al. [2017] is correct. We note also that, due to the limitations of this approach, Kang et al. [2017] only claimed the correctness of a less efficient compilation scheme to POWER that requires `lwsync` barriers after acquire loads rather than (cheaper) control dependent `isync` barriers. Finally, this approach cannot work for ARM as it relies on the relative strength of POWER’s preserved program order.

Podkopaev et al. [2017] proved (by paper-and-pencil) the correctness of compilation from the promising semantics to ARMv8. Their result handled only a restricted subset of the concurrency features of the promising semantics, leaving release/acquire accesses, RMWs, and SC fences out of scope. In addition, as a model of ARMv8, they used an operational model, ARMv8-POP [Flur et al. 2016], that was later abandoned by ARM in favor of a stronger different declarative model [Pulte et al. 2018]. Our proof in this paper is mechanized, supports all features of the promising semantics, and uses the recent declarative model of ARMv8.

Wickerson et al. [2017] developed a tool, based on the Alloy solver, that can be used to test the correctness of compiler mappings. Given the source and target models and the intended compiler mapping, their tool searches for minimal litmus tests that witness a bug in the mapping. While their work concerns automatic bug detection, the current work is focused around formal verification of the intended mappings. In addition, their tool is limited to declarative specifications, and cannot be used to test the correctness of the compilation of the promising semantics.

Finally, we note that IMM is weaker than the ARMv8 memory model of Pulte et al. [2018]. In particular, IMM is not multi-copy atomic (see Example 3.8); its release writes provide weaker guarantees (allowing in particular the so-called 2+2W weak behavior [Lahav et al. 2016; Maranget et al. 2012]); it does not preserve address dependencies between reads (allowing in particular the “big detour” weak behavior [Pulte et al. 2018]); and it allows “write subsumption” [Flur et al. 2016; Pulte et al. 2018]. Formally, this is a result of not including `fr` and `co` in a global acyclicity condition, but rather having them in a C/C++11-like coherence condition. While Pulte et al. [2018] consider these strengthenings of the ARMv8 model as beneficial for its simplicity, we do not see IMM as being much more complicated than the ARMv8 declarative model. (In particular, IMM’s derived relations are not mutually recursive.) Whether or not these weaknesses of IMM in comparison to ARMv8 allow more optimizations and better performance is left for future work.

7 CONCLUDING REMARKS

We introduced a novel intermediate model, called IMM, as a way to bridge the gap between language-level and hardware models and modularize compilation correctness proofs. On the hardware side, we provided (machine-verified) mappings from IMM to the main multi-core architectures. On the programming language side, we proved the correctness of compilation from the promising semantics, as well as from a fragment of RC11, to IMM.

In the future, we plan to use IMM for verifying the mappings from full RC11 that were not studied by Lahav et al. [2017], as well as to mechanize their correctness proofs. We believe that IMM can be also used to verify the implementability of other language-level models mentioned in §1. This might require some modifications of IMM (in the case it is too weak for certain models), but these, given the availability of the Coq proof scripts, would be easier to implement and check. Similarly, using the existing mechanized proofs, new (and revised) hardware models could be related to (again, a possibly modified version of) IMM. On a larger scope, we believe that IMM may provide a basis for extending CompCert [Leroy 2009; Ševčík et al. 2013] to support modern multi-core architectures beyond x86-TSO.

In addition, a number of interesting and important extensions are left for future work. This includes extending our approach to handle infinite executions using a more expressive notion of a program outcome, incorporating mixed-size accesses [Flur et al. 2017], and supporting language and hardware transactions [Chong et al. 2018; Dongol et al. 2017].

REFERENCES

- Jade Alglave, Luc Maranget, Paul E. McKenney, Andrea Parri, and Alan Stern. 2018. Frightening Small Children and Disconcerting Grown-ups: Concurrency in the Linux Kernel. In *ASPLOS 2018*. ACM, New York, 405–418.

- <https://doi.org/10.1145/3173162.3177156>
- Jade Alglave, Luc Maranget, and Michael Tautschnig. 2014. Herding Cats: Modelling, Simulation, Testing, and Data Mining for Weak Memory. *ACM Trans. Program. Lang. Syst.* 36, 2, Article 7 (July 2014), 74 pages. <https://doi.org/10.1145/2627752>
- Mark Batty, Kayvan Memarian, Kyndylan Nienhuis, Jean Pichon-Pharabod, and Peter Sewell. 2015. The Problem of Programming Language Concurrency Semantics. In *ESOP 2015 (LNCS)*, Vol. 9032. Springer, Berlin, Heidelberg, 283–307. https://doi.org/10.1007/978-3-662-46669-8_12
- Mark Batty, Kayvan Memarian, Scott Owens, Susmit Sarkar, and Peter Sewell. 2012. Clarifying and Compiling C/C++ Concurrency: From C++11 to POWER. In *POPL 2012*. ACM, New York, 509–520. <https://doi.org/10.1145/2103656.2103717>
- Mark Batty, Scott Owens, Susmit Sarkar, Peter Sewell, and Tjark Weber. 2011. Mathematizing C++ Concurrency. In *POPL 2011*. ACM, New York, 55–66. <https://doi.org/10.1145/1925844.1926394>
- Hans-J. Boehm and Brian Demsky. 2014. Outlawing Ghosts: Avoiding Out-of-thin-air Results. In *MSPC 2014*. ACM, New York, Article 7, 6 pages. <https://doi.org/10.1145/2618128.2618134>
- Soham Chakraborty and Viktor Vafeiadis. 2017. Formalizing the concurrency semantics of an LLVM fragment. In *CGO 2017*. ACM, New York, 100–110.
- Nathan Chong, Tyler Sorensen, and John Wickerson. 2018. The Semantics of Transactions and Weak Memory in x86, Power, ARM, and C++. In *PLDI 2018*. ACM, New York, 211–225. <https://doi.org/10.1145/3192366.3192373>
- Will Deacon. 2017. The ARMv8 Application Level Memory Model. (2017). Retrieved June 27, 2018 from <https://github.com/herd/herdtools7/blob/master/herd/libdir/aarch64.cat>
- Stephen Dolan, KC Sivaramakrishnan, and Anil Madhavapeddy. 2018. Bounding Data Races in Space and Time. In *PLDI 2018*. ACM, New York, 242–255. <https://doi.org/10.1145/3192366.3192421>
- Brijesh Dongol, Radha Jagadeesan, and James Riely. 2017. Transactions in Relaxed Memory Architectures. *Proc. ACM Program. Lang.* 2, POPL, Article 18 (Dec. 2017), 29 pages. <https://doi.org/10.1145/3158106>
- Shaked Flur, Kathryn E. Gray, Christopher Pulte, Susmit Sarkar, Ali Sezgin, Luc Maranget, Will Deacon, and Peter Sewell. 2016. Modelling the ARMv8 Architecture, Operationally: Concurrency and ISA. In *POPL 2016*. ACM, New York, 608–621. <https://doi.org/10.1145/2837614.2837615>
- Shaked Flur, Susmit Sarkar, Christopher Pulte, Kyndylan Nienhuis, Luc Maranget, Kathryn E. Gray, Ali Sezgin, Mark Batty, and Peter Sewell. 2017. Mixed-size Concurrency: ARM, POWER, C/C++11, and SC. In *POPL 2017*. ACM, New York, 429–442. <https://doi.org/10.1145/3009837.3009839>
- Alan Jeffrey and James Riely. 2016. On Thin Air Reads Towards an Event Structures Model of Relaxed Memory. In *LICS 2016*. ACM, New York, 759–767. <https://doi.org/10.1145/2933575.2934536>
- Jeehoon Kang, Chung-Kil Hur, Ori Lahav, Viktor Vafeiadis, and Derek Dreyer. 2017. A Promising Semantics for Relaxed-Memory Concurrency. In *POPL 2017*. ACM, New York, 175–189. <https://doi.org/10.1145/3009837.3009850>
- Ori Lahav, Nick Giannarakis, and Viktor Vafeiadis. 2016. Taming Release-acquire Consistency. In *POPL 2016*. ACM, New York, 649–662. <https://doi.org/10.1145/2837614.2837643>
- Ori Lahav and Viktor Vafeiadis. 2016. Explaining Relaxed Memory Models with Program Transformations. In *FM 2016*. Springer, Cham, 479–495. https://doi.org/10.1007/978-3-319-48989-6_29
- Ori Lahav, Viktor Vafeiadis, Jeehoon Kang, Chung-Kil Hur, and Derek Dreyer. 2017. Repairing Sequential Consistency in C/C++11. In *PLDI 2017*. ACM, New York, 618–632. <https://doi.org/10.1145/3062341.3062352>
- Xavier Leroy. 2009. Formal verification of a realistic compiler. *Commun. ACM* 52, 7 (2009), 107–115.
- Yatin A. Manerkar, Caroline Trippel, Daniel Lustig, Michael Pellauer, and Margaret Martonosi. 2016. Counterexamples and Proof Loophole for the C/C++ to POWER and ARMv7 Trailing-Sync Compiler Mappings. *CoRR* abs/1611.01507 (2016). <http://arxiv.org/abs/1611.01507>
- Jeremy Manson, William Pugh, and Sarita V. Adve. 2005. The Java Memory Model. In *POPL 2005*. ACM, New York, 378–391. <https://doi.org/10.1145/1040305.1040336>
- Mapping 2016. C/C++11 mappings to processors. (2016). Retrieved June 27, 2018 from <http://www.cl.cam.ac.uk/~pes20/cpp/cpp0xmappings.html>
- Luc Maranget, Susmit Sarkar, and Peter Sewell. 2012. A Tutorial Introduction to the ARM and POWER Relaxed Memory Models. <http://www.cl.cam.ac.uk/~pes20/ppc-supplemental/test7.pdf>. (2012).
- Scott Owens, Susmit Sarkar, and Peter Sewell. 2009. A Better x86 Memory Model: x86-TSO. In *TPHOLs 2009 (LNCS)*, Vol. 5674. Springer, Heidelberg, 391–407. https://doi.org/10.1007/978-3-642-03359-9_27
- Jean Pichon-Pharabod and Peter Sewell. 2016. A Concurrency Semantics for Relaxed Atomics that Permits Optimisation and Avoids Thin-Air Executions. In *POPL 2016*. ACM, New York, 622–633. <https://doi.org/10.1145/2837614.2837616>
- Anton Podkopaev, Ori Lahav, and Viktor Vafeiadis. 2017. Promising Compilation to ARMv8 POP. In *ECOOP 2017 (LIPIcs)*, Vol. 74. Schloss Dagstuhl - Leibniz-Zentrum fuer Informatik, Dagstuhl, Germany, 22:1–22:28. <https://doi.org/10.4230/LIPIcs.ECOOP.2017.22>
- Christopher Pulte, Shaked Flur, Will Deacon, Jon French, Susmit Sarkar, and Peter Sewell. 2018. Simplifying ARM concurrency: multicopy-atomic axiomatic and operational models for ARMv8. *PACMPL* 2, POPL (2018), 19:1–19:29.

<https://doi.org/10.1145/3158107>

- Viktor Vafeiadis, Thibaut Balabonski, Soham Chakraborty, Robin Morisset, and Francesco Zappa Nardelli. 2015. Common Compiler Optimisations are Invalid in the C11 Memory Model and what we can do about it. In *POPL 2015*. ACM, New York, 209–220. <https://doi.org/10.1145/2676726.2676995>
- Jaroslav Ševčík, Viktor Vafeiadis, Francesco Zappa Nardelli, Suresh Jagannathan, and Peter Sewell. 2013. CompCertTSO: A Verified Compiler for Relaxed-Memory Concurrency. *J. ACM* 60, 3 (2013), 22.
- John Wickerson, Mark Batty, Tyler Sorensen, and George A. Constantinides. 2017. Automatically Comparing Memory Consistency Models. In *POPL 2017*. ACM, New York, 190–204. <https://doi.org/10.1145/3009837.3009838>
- Sizhuo Zhang, Muralidaran Vijayaraghavan, Andrew Wright, Mehdi Alipour, and Arvind. 2018. Constructing a Weak Memory Model. *CoRR* abs/1805.07886 (2018). arXiv:1805.07886 <http://arxiv.org/abs/1805.07886>

A COQ PROOF SCRIPTS

Here we briefly describe files in our Coq development.

Definitions and statements about programs and execution graphs, §2.

- `Prog.v`—a definition of the program language.
- `Events.v`—definitions related to events.
- `Execution.v`, `Execution_eco.v`—execution graphs.
- `ProgToExecution.v`—construction of execution graphs from sequential programs, Fig. 3.
- `ProgToExecutionProperties.v`—properties of the construction.

Definitions and statements about IMM (in the development, it is called `ph`) and IMM_{RC11} , a version of IMM with RC11-style definition of `hb`, (in the development, it is called `ph_s`), §3.

- `CombRelations.v`, `CombRelationsMore.v`—definitions of `vf` and linked relations and their properties.
- `ph_common_more.v`, `ph_common.v`—common definitions for both models.
- `ph_hb.v`—a definition of `hb` for IMM.
- `ph_s_hb.v`—an RC11-style definition of `hb` for IMM_{RC11} .
- `ph.v`—a definition of IMM.
- `ph_s.v`—a definition of IMM_{RC11} .
- `ph_sToph.v`—a proof that IMM_{RC11} is weaker than IMM.

Definitions of axiomatic models and proofs about them (mostly §4).

- `Power_fences.v`, `Power_ppo.v`, `Power.v`—a definition of POWER [Alglave et al. 2014].
- `Rel_opt.v`—a correctness proof for release write transformation, Theorem 4.1.
- `phToPower.v`—a compilation correctness proof from IMM to POWER, Theorem 4.3.
- `Arm.v`—a definition of ARMv8.3 [Pulte et al. 2018].
- `phToARM.v`—a compilation correctness proof from IMM to ARMv8.3, Theorem 4.5.
- `TSO.v`—a definition of TSO [Alglave et al. 2014; Owens et al. 2009].
- `phToTSO.v`—a compilation correctness proof from IMM to TSO.
- `RC11.v`—a definition of RC11 [Lahav et al. 2017].
- `RC11Toph_s.v`—a compilation correctness proof from RC11 to IMM_{RC11} .

The compilation correctness from Promise to IMM, §5.

- `Promise.v`—a definition of a Promise outcome, Def. 5.1.
- `SimTraversal.v`—traversal of IMM-consistent execution graphs, §5.2.
- `TraversalConfig.v`, `Traversal.v`—a small traversal step of IMM-consistent execution graphs used to prove properties of the traversal, Appendix H.
- `SimTraversalProperties.v`—properties of the normal traversal.
- `SimulationRel.v`—a simulation relation which represents both \mathcal{I} and \mathcal{I}^{ert} , §5.3 and §5.4.
- `SimulationPlainStep.v`—a proof of Prop. 5.9 for both \mathcal{I} and \mathcal{I}^{ert} .
- `PlainStepBasic.v`, `WritePlainStep.v`, `FencePlainStep.v`, `RMWPlainStep.v`, `ReadPlainStep.v`, `ReadPlainStepHelper.v`—auxiliary lemmas for the proof of Prop. 5.9.
- `SubExecution.v`, `CertCOhelper.v`, `CertExecution1.v`, `CertExecution2.v`, `Receptiveness.v`—construction of the certification graph, §5.4.
- `CertExecutionMain.v`—a proof of Prop. 5.12.
- `PromiseToPH.v`—a proof of the compilation correctness from Promise to IMM, §5.5. This file contains the only claim which is taken as an axiom in our development. It states that it is enough to show certification only for a restricted set of future memories. Currently, we are working on mechanizing its proof. A proof outline is provided in Appendix G.

Auxiliary files:

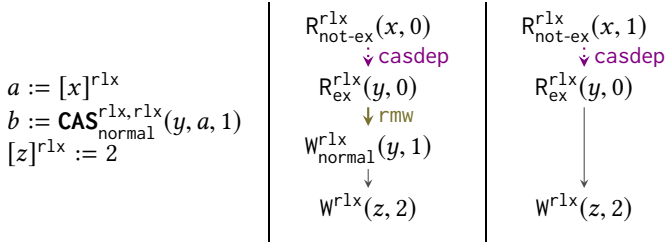
- `AuxRel.v`, `MaxValue.v`, `Monotone.v`, `Event_ph_promise.v`, `SimStateHelper.v`, `SimulationPlainStepAux.v`, `SimulationRelAux.v`, `TraversalConfigAlt.v`, `TraversalCounting.v`, `ViewRelHelpers.v`, `ViewRel.v`.

In our development, we use a library `promising-coq`¹³, which is the Coq implementation of the promising semantics [Kang et al. 2017].

B EXAMPLES: FROM PROGRAMS TO EXECUTION GRAPHS

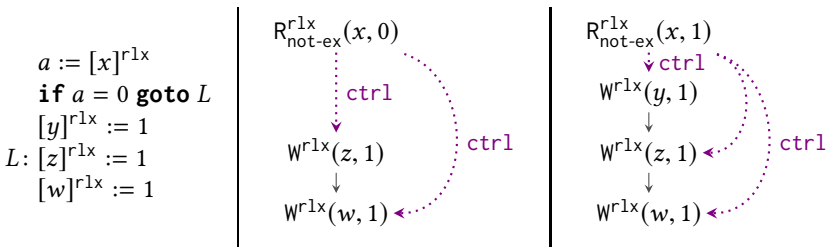
We provide several examples of sequential programs and their execution graphs, constructed according to the semantics in Fig. 3.

Example B.1. In the following program, $b := \text{CAS}_{\text{normal}}^{\text{rlx}, \text{rlx}}(y, a, 1)$ may produce a write event or not, depending on the value read from y and the value of register a , which is assigned at the read instruction from x . Accordingly, we present two representative execution graphs (out of many other options):



The `casdep` edges reflect this dependency. □

Example B.2. The program below has conditional branching.

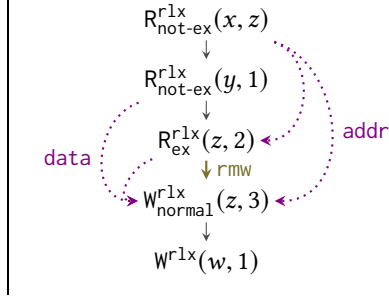


Note that `ctrl` is downward closed (the set S is non-decreasing during the steps of the semantics). □

Example B.3. The following program has an atomic fetch-and-add instruction, whose location and added value depend on previous read instructions (recall that $\text{Val} = \text{Loc} = \mathbb{N}$ and x, y, z, w

¹³<https://github.com/snu-sf/promising-coq>

represent some constants):

$$\begin{aligned} a &:= [x]^{rlx} // z \\ b &:= [y]^{rlx} // 1 \\ c &:= \mathbf{FADD}_{\text{normal}}^{rlx, rlx}(a, b) // 2 \\ [w]^{rlx} &:= 1 \end{aligned}$$


□

C POWER-CONSISTENCY

We define POWER-consistency following [Alglave et al. 2014]. This section is described in the context of a given POWER execution graph G_p , and the ‘ G_p .’ prefixes are omitted.

The definition requires the following derived relations (see [Alglave et al. 2014] for further explanations and details):

$$\begin{aligned} \text{sync} &\triangleq [R \cup W]; \text{po}; [F^{\text{sync}}]; \text{po}; [R \cup W] && (\text{sync order}) \\ \text{lwsync} &\triangleq [R \cup W]; \text{po}; [F^{\text{lwsync}}]; \text{po}; [R \cup W] \setminus (W \times R) && (\text{lwsync order}) \\ \text{fence} &\triangleq \text{sync} \cup \text{lwsync} && (\text{fence order}) \\ \text{hb}_p &\triangleq \text{ppo}_p \cup \text{fence} \cup \text{rfe} && (\text{POWER's happens-before}) \\ \text{prop}_1 &\triangleq [W]; \text{rfe}^?; \text{fence}; \text{hb}_p^*; [W] \\ \text{prop}_2 &\triangleq (\text{coe} \cup \text{fre})^?; \text{rfe}^?; (\text{fence}; \text{hb}_p^*)^?; \text{sync}; \text{hb}_p^* \\ \text{prop} &\triangleq \text{prop}_1 \cup \text{prop}_2 && (\text{propagation relation}) \end{aligned}$$

In the definition on hb_p , POWER employs a “preserved program order” denoted ppo_p . The definition of this relation is quite intricate and requires several more additional derived relations (its correctness was extensively tested [Alglave et al. 2014]):

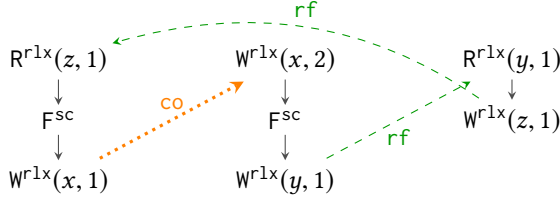
$$\begin{aligned} \text{ctrl-isync} &\triangleq [R]; \text{ctrl}; [F^{\text{isync}}]; \text{po} && (\text{ctrl-isync order}) \\ \text{rdw} &\triangleq (\text{fre}; \text{rfe}) \cap \text{po} && (\text{read different writes}) \\ \text{ppo}_p &\triangleq [R]; \text{ii}; [R] \cup [R]; \text{ic}; [W] && (\text{POWER's preserved program order}) \end{aligned}$$

Definition E.1. An ARM execution graph G_a is called ARM-consistent if the following hold:

- $\text{codom}(\text{rf}) = \text{R}$. (rf-COMPLETENESS)
- For every location $x \in \text{Loc}$, co totally orders $\text{W}(x)$. (co-TOTALITY)
- $\text{po}|_{\text{loc}} \cup \text{rf} \cup \text{fr} \cup \text{co}$ is acyclic. (SC-PER-LOC)
- $\text{obs} \cup \text{dob} \cup \text{aob} \cup \text{bob}$ is acyclic. (EXTERNAL)
- $\text{rmw} \cap (\text{fre}; \text{coe}) = \emptyset$. (ATOMICITY)

F MISTAKE IN KANG ET AL. (2017)’S COMPILATION TO POWER CORRECTNESS PROOF

The following execution graph is not consistent in the promise-free declarative model of [Kang et al. 2017]. Nevertheless, its mapping to POWER (obtained by simply replacing F^{sc} with F^{sync}) is POWER-consistent. Note that, using promises, the promising semantics allows this behavior.



G FUTURE MEMORY SIMPLIFICATION

Currently, the following claim is taken as an axiom in our development, and we are working on mechanizing its proof as a property of Promise. For the time being, a proof outline is provided below.

PROPOSITION G.1. *Let $\langle TS, S, M \rangle$ be a thread configuration, M_{fut} —a future memory (as defined in [Kang et al. 2017]) to M w.r.t. $TS.\text{prm}$, and S_{fut} —a view such that $S_{\text{fut}} \geq S$. Then, there exist M'_{fut} and S'_{fut} such that $M'_{\text{fut}} \supseteq M$, $S'_{\text{fut}} \geq S_{\text{fut}}$, and the following statement holds. If there exist TS', M' and S' such that $\langle TS, S'_{\text{fut}}, M'_{\text{fut}} \rangle \rightarrow^* \langle TS', S', M' \rangle$ and $TS'.\text{prm} = \emptyset$, then there exist TS'', M'' and S'' such that $\langle TS, S_{\text{fut}}, M_{\text{fut}} \rangle \rightarrow^* \langle TS'', S'', M'' \rangle$ and $TS''.\text{prm} = \emptyset$ hold.*

PROOF OUTLINE. First, we inductively construct M'_{fut} from $M \rightarrow^* M_{\text{fut}}$ by ignoring modifications, which are not appends of messages. Also, we may have to enlarge views of some appended messages to preserve their closeness in M'_{fut} since some of them in M_{fut} may point to messages obtained from split modifications. For the same reason, we update S_{fut} to S'_{fut} . Thus, we know that $M'_{\text{fut}} \supseteq M$ and M_{fut} and M'_{fut} satisfy the predicate up-mem :

$$\begin{aligned} \text{up-mem}(M_{\text{fut}}, M'_{\text{fut}}) &\triangleq \\ &(\forall \langle x : v@(f', t], \text{view}' \rangle \in M'_{\text{fut}}. \\ &\quad \exists f \geq f', \text{view} \leq \text{view}'. \langle x : v@(f, t], \text{view} \rangle \in M_{\text{fut}}) \wedge \\ &(\forall \langle x : v@(f, t], \text{view} \rangle \in M_{\text{fut}}. \\ &\quad \exists f' \leq f, t' \geq t. \langle x : _@(f', t'], _ \rangle \in M'_{\text{fut}}). \end{aligned}$$

Having M'_{fut} and S'_{fut} , we fix TS', S', M' such that $\langle TS, S'_{\text{fut}}, M'_{\text{fut}} \rangle \rightarrow^* \langle TS', S', M' \rangle$ and $TS'.\text{prm} = \emptyset$.

To prove that the main statement, we do simulation of the *target* execution $\langle TS, S'_{\text{fut}}, M'_{\text{fut}} \rangle \rightarrow^* \langle TS', S', M' \rangle$ in a *source* machine, which starts from $\langle TS, S_{\text{fut}}, M_{\text{fut}} \rangle$. To do so, we use the following

simulation relation:

$$\begin{aligned} \mathcal{L}(\langle\langle\sigma_T, \langle\text{cur}_T, \text{acq}_T, \text{rel}_T\rangle, P_T\rangle, \mathcal{S}_T, M_T\rangle, \langle\langle\sigma_S, \langle\text{cur}_S, \text{acq}_S, \text{rel}_S\rangle, P_S\rangle, \mathcal{S}_S, M_S\rangle) \triangleq \\ \sigma_S = \sigma_T \wedge P_S = P_T \wedge \\ \text{cur}_S \leq \text{cur}_T \wedge \text{acq}_S \leq \text{acq}_T \wedge (\forall x. \text{rel}_S(x) \leq \text{rel}_T(x)) \wedge \\ \mathcal{S}_S \leq \mathcal{S}_T \wedge \text{up-mem}(M_S, M_T). \end{aligned}$$

It holds for the initial state of the simulation, i.e., $\mathcal{L}(\langle\langle TS, \mathcal{S}'_{\text{fut}}, M'_{\text{fut}}\rangle, \langle TS, \mathcal{S}_{\text{fut}}, M_{\text{fut}}\rangle)$ holds. The induction step holds as, from \mathcal{L} , it follows that the source machine has less restrictions. \square

H ON EXISTENCE OF TRAVERSAL

All results described in this section are mechanized in Coq.

We use a *small traversal step* and the notion of *partially coherent traversal configuration* to prove Prop. 5.8. First, we show that for a partial traversal configuration $\langle C, I \rangle$ of G such that $C \neq G.E$ there exists a small traversal step to a new partial traversal configuration (Prop. H.2). Second, we prove that for a traversal configuration $\langle C, I \rangle$ if there exists a small traversal step from it, then there exists a (normal) traversal step from it (Prop. H.3). Using that, we prove Prop. 5.8 for an execution graph G and its traversal configuration $\langle C, I \rangle$ by an induction on $|G.E \setminus C| + |G.W \setminus I|$ applying Prop. H.2 and Prop. H.3.

Definition H.1. A pair $\langle C, I \rangle$ is a *partial traversal configuration* of an execution G , denoted *partial-trav-config* if $E \cap \text{Init} \subseteq C$, $C \subseteq \text{Coverable}(G, C, I)$, and $I \subseteq \text{Issuable}(G, C, I)$ hold.

An operational semantics of a so-called *small traversal step*, denoted $\xrightarrow{\text{STC}}$, has two rules. One of them adds an event to covered, another one—to issued:

$$\frac{a \in \text{Coverable}(G, C, I)}{G \vdash \langle C, I \rangle \xrightarrow{\text{STC}} \langle C \uplus \{a\}, I \rangle} \qquad \frac{w \in \text{Issuable}(G, C, I)}{G \vdash \langle C, I \rangle \xrightarrow{\text{STC}} \langle C, I \uplus \{w\} \rangle}$$

It is obvious that $G \vdash TC \rightarrow TC'$ implies $G \vdash TC \xrightarrow{\text{STC}^+} TC'$ for any G, TC, TC' .

PROPOSITION H.2. *Let G be an IMM-consistent execution and $\langle C, I \rangle$ be its partial traversal configuration. If $C \neq G.E$, then there exist C' and I' such that $G \vdash \langle C, I \rangle \xrightarrow{\text{STC}} \langle C', I' \rangle$.*

PROOF. Let's denote a set of threads, which have non-covered events, by U , i.e., $U \triangleq \{i \mid G|_i \not\subseteq C\}$. For each thread $i \in U$, there exists an event, which we denote n_i , such that $\text{dom}(G.\text{po}; [n_i]) \subseteq C$ and $n_i \notin C$.

Consider the case then there exists a thread $i \in U$ such that $n_i \in \text{Coverable}(G, C, I)$. Then, the statement is proven since $G \vdash \langle C, I \rangle \xrightarrow{\text{STC}} \langle C \uplus \{n_i\}, I \rangle$ holds.

Now, consider the case then $n_i \notin \text{Coverable}(G, C, I)$ for each thread $i \in U$. If there exists a $i \in U$ such that $n_i \in G.W$, we know that $n_i \notin I$ since it is not coverable. From definition of n_i , it follows that $n_i \in \text{Issuable}(G, C, I)$ holds, and the statement is proven since $G \vdash \langle C, I \rangle \xrightarrow{\text{STC}} \langle C, I \uplus \{n_i\} \rangle$ holds.

In other case, $N \triangleq \{n_i \mid i \in U\} \subseteq G.R \cup G.F^{\text{sc}}$. For each $r \in N \cap G.R$, we know that $G.\text{rf}^{-1}(r) \notin I$, and for each $f \in N \cap G.F^{\text{sc}}$, there exists $f' \in \text{dom}(G.\text{sc}; [f]) \setminus C$. For this situation, we show that there exists a write event, which is issuable.

Let's show that there is at least one read event in N . Suppose that there is no read event, then $N \subseteq F^{\text{sc}}$. Let's pick a fence event f' from $F^{\text{sc}} \setminus C$, which is minimal according to $G.\text{sc}$ order. Since it is not in N according to the previous paragraph, there is an event $f \in N$ such that $\langle f, f' \rangle \in G.\text{po}$. That means $\langle f, f' \rangle \in G.\text{bob}$ and there is a $G.\text{ar}$ -cycle since $\langle f', f \rangle \in G.\text{sc}$. It contradicts IMM-consistency of G .

Thus, there is at least one read $r \in N$. We know that the read is not coverable. It means that $G.W \not\subseteq I$ and there is a write event, which is not promised yet, *i.e.*, $G.rf^{-1}(r) \notin I$. Let's pick a write event $w \in G.W \setminus I$ such that it is ar^+ -minimal among $G.W \setminus I$, *i.e.*, $\nexists w' \in G.W \setminus I. ar^+(w', w)$. In the remainder of the proof, we show that w is issuable, and $G \vdash \langle C, I \rangle \xrightarrow{STC} \langle C, I \uplus \{w\} \rangle$ holds consequently.

There are two options: either w is $G.po$ -preceded by a fence event from N , or w is $G.po$ -preceded by a read event from N . Consider the cases:

- There exist $f \in N \cap G.F^{sc}$ and $f' \in G.F^{sc}$ such that $G.po(f, w)$, $G.sc(f', f)$, and $f' \notin G.E \setminus C$. Without loss of generality, we may assume that f' is a sc -minimal event, which is not covered. From the definition of N , it follows that there exists $r \in N \cap R$, such that $G.po(r, f')$. We also know that $G.rf^{-1}(r) = G.rfe^{-1}(r) \notin I$. It means that $\langle G.rf^{-1}(r), w \rangle \in G.rfe; G.po; [G.F^{sc}]; G.sc; [G.F^{sc}]; G.po \subseteq G.rfe; G.bob; G.sc; G.bob \subseteq G.ar^+$. It contradicts ar^+ -minimality of w .
- There exists $r \in N \cap R$, such that $G.po(r, w)$, $G.rf^{-1}(r) \notin I$. Since $C \cap G.W \subseteq I$ and C is prefix-closed, $G.rf^{-1}(r) = G.rfe^{-1}(r)$.

FWBOB-COV: Let e s.t. $\langle e, w \rangle \in ([G.W^{rel}]; G.po|_{G.loc} \cup [G.F]; G.po) \subseteq G.fwbob$ and $e \notin C$. Since $G.po^2(r, e)$ and $w \in G.W$, we know that $\langle r, w \rangle \in G.po^2; G.fwbob \subseteq fwbob^+ \subseteq G.ar^+$. It follows that $\langle G.rfe^{-1}(r), w \rangle \in G.rfe; G.bob^+; [G.W] \subseteq ar^+$. It means $G.rfe^{-1}(r) \in I$. It contradicts that r cannot be covered.

PPO-ISS:

ACQ-ISS: Let $r' \in G.R$ be an event such that $\langle r', w \rangle \in G.ppo \cup [G.R^{acq}]; G.po$. If $G.rfe^{-1}(r') \neq \perp$, then $\langle G.rfe^{-1}(r'), w \rangle \in G.rfe; [G.R]; (G.ppo \cup [G.R^{acq}]; G.po); [G.W] \subseteq ar^+$. It means $G.rfe^{-1}(r') \in I$.

Let w', r' be events such that $\langle w', r' \rangle \in G.detour$ and $\langle r', w \rangle \in G.ppo \cup [G.R^{acq}]; G.po$, then $\langle w', w \rangle \in G.detour; [G.R]; (G.ppo \cup [G.R^{acq}]; G.po); [G.W] \subseteq G.detour; G.ar^+ \subseteq G.ar^+$. It means $w' \in I$.

W-STRONG-ISS: Let w' be an event such that $\langle w', w \rangle \in [G.W_{strong}]; G.po$. We know that $w' \in I$ since $\langle w', w \rangle \in G.ar^+$. □

PROPOSITION H.3. *Let G be an IMM-consistent execution, $\langle C, I \rangle$ —its traversal configuration, Then, if there exist C' and I' such that $G \vdash \langle C, I \rangle \xrightarrow{STC} \langle C', I' \rangle$, then there exist C'' and I'' such that $G \vdash \langle C, I \rangle \rightarrow \langle C'', I'' \rangle$.*

PROOF. Consider cases. If $C' = C \uplus \{e\}$ for some e , there are two cases to consider.

- $e \notin dom(G.rmw)$: Then $G \vdash \langle C, I \rangle \rightarrow \langle C \uplus \{e\}, I \rangle$ holds.
- $\exists w. \langle e, w \rangle \in G.rmw$: Then $G \vdash \langle C, I \rangle \rightarrow \langle C \uplus \{e\}, I' \rangle$ holds, where either $w \in I$ and $I' = I$, or $w \in W^{rel}$ and $I' = I \uplus \{w\}$.

If $I' = I \uplus \{e\}$ for some e , then $G \vdash \langle C, I \rangle \rightarrow \langle C', I \uplus \{e\} \rangle$ holds, where either $w \notin G.W^{rel}$ and $C' = C$, or $w \in G.W^{rel}$ and $C' = C \uplus \{w\}$. □