

BOLT: A Practical Binary Optimizer for Data Centers and Beyond

Maksim Panchenko Rafael Auler Bill Nell Guilherme Ottoni

Facebook, Inc.

Menlo Park, CA, USA

{maks,rafaelauler,bnell,ottoni}@fb.com

Abstract

Performance optimization for large-scale applications has recently become more important as computation continues to move towards data centers. Data-center applications are generally very large and complex, which makes code layout an important optimization to improve their performance. This has motivated recent investigation of practical techniques to improve code layout at both compile time and link time. Although post-link optimizers had some success in the past, no recent work has explored their benefits in the context of modern data-center applications.

In this paper, we present BOLT, a post-link optimizer built on top of the LLVM framework. Utilizing sample-based profiling, BOLT boosts the performance of real-world x86 64-bit ELF applications even for highly optimized binaries built with both feedback-driven optimizations (FDO) and link-time optimizations (LTO). We demonstrate that post-link performance improvements are complementary to conventional compiler optimizations, even when the latter are done at a whole-program level and in the presence of profile information. BOLT has been deployed inside Facebook for multiple data-center workloads. For data-center applications, BOLT achieves up to 8.0% performance speedups on top of profile-guided function reordering and LTO. We have also applied BOLT to GCC and Clang binaries, and our evaluation shows that BOLT speeds up these binaries by up to 15.3% on top of FDO and LTO, and up to 35.5% if the binaries are built without FDO and LTO.

1. Introduction

Given the large scale of data centers, optimizing their workloads has recently gained a lot of interest. Modern data-center applications tend to be very large and complex programs. Due to their sheer amount of code, improving code locality for these applications is very important to improve their performance.

The large size and performance bottlenecks of data-center applications make them good targets for *feedback-driven optimizations* (FDO), also called *profile-guided optimizations* (PGO), particularly code layout. At the same time, the large

sizes of these applications also impose scalability challenges to apply FDO to them. Instrumentation-based profilers incur significant memory and computational performance costs, often making it impractical to gather accurate profiles from a production system. To simplify deployment and increase adoption, it is desirable to have a system that can obtain profile for FDO from unmodified binaries running in their normal production environments. This is possible through the use of *sample-based profiling*, which enables high-quality profiles to be gathered with minimal operational complexity. This is the approach taken by tools such as Ispike [1], AutoFDO [2], and HFSort [3]. This same principle is used as the basis of the BOLT tool presented in this paper.

Profile data obtained via sampling can be retrofitted to multiple points in the compilation chain. The point into which the profile data is used can vary from compilation time (e.g. AutoFDO [2]), to link time (e.g. LIPO [4] and HFSort [3]), to post-link time (e.g. Ispike [1]). In general, the earlier in the compilation chain the profile information is inserted, the larger is the potential for its impact, because more phases and optimizations can benefit from this information. This benefit has motivated recent work on compile-time and link-time FDO techniques. At the same time, post-link optimizations, which in the past were explored by a series of proprietary tools such as Spike [5], Etch [6], FDPR [7], and Ispike [1], have not attracted much attention in recent years. We believe that the lack of interest in post-link optimizations is due to folklore and the intuition that this approach is inferior because the profile data is injected very late in the compilation chain.

In this paper, we demonstrate that the intuition described above is incorrect. The important insight that we leverage in this work is that, although injecting profile data earlier in the compilation chain enables its use by more optimizations, injecting this data later enables more accurate use of the information for better code layout. In fact, one of the main challenges with AutoFDO is to map the profile data, collected at the binary level, back to the compiler's intermediate representations [2]. In the original compilation used to produce the binary where the profile data is collected, many

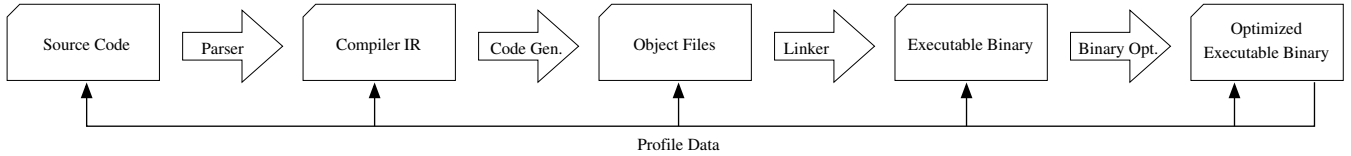


Figure 1: Example of a compilation pipeline and the various alternatives to retrofit sample-base profile data.

optimizations are applied to the code by the compiler and linker before the machine code is emitted. In a post-link optimizer, which operates at the binary level, this problem is much simpler, resulting in more accurate use of the profile data. This accuracy is particularly important for low-level optimizations, such as code layout.

We demonstrate the finding above in the context of a static binary optimizer we built, called BOLT. BOLT is a modern, retargetable binary optimizer built on top of the LLVM compiler infrastructure [8]. Our experimental evaluation on large real-world applications shows that BOLT can improve performance by up to 15.3% on top of FDO and LTO. Furthermore, our analysis demonstrates that this improvement is mostly due to the improved code layout that is enabled by the more accurate usage of sample-based profile data at the binary level.

Overall, this paper makes the following contributions:

1. It describes the design of a modern, open-source post-link optimizer built on top of the open-source LLVM infrastructure.¹
2. It demonstrates empirically that a post-link optimizer is able to better utilize sample-based profiling data for improving code layout compared to a compiler-based approach.
3. It shows that neither compile-time, link-time, or post-link-time FDO supersedes the others but, instead, they are complementary.

This paper is organized as follows. Section 2 motivates the case for using sample-based profiling and static binary optimization to improve performance of large-scale applications. Section 3 then describes the architecture of the BOLT binary optimizer, followed by a description of the optimizations that BOLT implements in Section 4 and a discussion about profiling techniques in Section 5. An evaluation of BOLT and a comparison with other techniques is presented in Section 6. Finally, Section 7 discusses related work and Section 8 concludes the paper.

2. Motivation

In this section, we motivate the post-link optimization approach used by BOLT.

¹ BOLT is available at <https://github.com/facebookincubator/BOLT>.

2.1 Why sample-based profiling?

Feedback-driven optimizations (FDO) have been proved to help increase the impact of code optimizations in a variety of systems. Early developments in this area relied on *instrumentation-based profiling*, which requires a special instrumented build of the application to collect profile data. This approach has two drawbacks. First, it complicates the build process, since it requires a special build for profile collection. Second, instrumentation typically incurs very significant CPU and memory overheads. These overheads generally render instrumented binaries inappropriate for running in real production environments.

In order to increase the adoption of FDO in production environments, recent work has investigated FDO-style techniques based on *sample-based profiling* [2, 3, 9]. Instead of instrumentation, these techniques rely on much cheaper sampling using hardware profile counters available in modern CPUs, such as Intel’s Last Branch Records (LBR) [10]. This approach is more attractive because it does not require a special build of the application, and because the profile-collection overheads are negligible. By addressing the two main drawbacks of instrumentation-based FDO techniques, sample-based profiling has increased the adoption of FDO-style techniques in complex, real-world production systems [2, 3]. For these same practical reasons, we opted to use sample-based profiling in this work.

2.2 Why a binary optimizer?

Sample-based profile data can be leveraged at various levels in the compilation pipeline. Figure 1 shows a generic compilation pipeline to convert source code into machine code. As illustrated in Figure 1, the profile data may be injected at different program-representation levels, ranging from source code, to the compiler’s intermediate representations (IR), to the linker, to post-link optimizers. In general, the designers of any FDO tool are faced with the following trade-off. On the one hand, injecting profile data earlier in the pipeline allows more optimizations along the pipeline to benefit from this data. On the other hand, since sample-based profile data must be collected at the binary level, the closer a level is to this representation, the higher the accuracy with which the data can be mapped back to this level’s program representation. Therefore, a post-link binary optimizer allows the profile data to be used with the greatest level of accuracy.

```

(01)    function foo(int x) {
(02)        if (x > 0) {
(03)            ... // B1
(04)        } else {
(05)            ... // B2
(06)        }
(07)    }

(08)    function bar() {
(09)        foo(... /* > 0 */); // gets inlined
(10)    }

(11)    function baz() {
(12)        foo(... /* < 0 */); // gets inlined
(13)    }

```

Figure 2: Example showing a challenge in mapping binary-level events back to higher-level code representations.

AutoFDO [2] retrofits profile data back into a compiler’s intermediate representation (IR). Chen et al. [9] quantified the precision of the profile data that is lost by retrofitting profile data even at a reasonably low-level representation in the GCC compiler. They quantified that the profile data had 84.1% accuracy, which they were able to improve to 92.9% with some techniques described in that work.

The example in Figure 2 illustrates the difficulty in mapping binary-level performance events back to a higher-level representation. In this example, both functions `bar` and `baz` call function `foo`, which gets inlined in both callers. Function `foo` contains a conditional branch for the `if` statement on line (02). For forward branches like this, on modern processors, it is advantageous to make the most common successor be the fall-through, which can lead to better branch prediction and instruction-cache locality. This means that, when `foo` is inlined into `bar`, block B1 should be placed before B2, but the blocks should be placed in the opposite order when inlined into `baz`. When this program is profiled at the binary level, two branches corresponding to the `if` in line (02) will be profiled, one within `bar` and one within `baz`. Assume that functions `bar` and `baz` execute the same number of times at runtime. Then, when mapping the branch frequencies back to the source code in Figure 2, one will conclude that the branch at line (02) has a 50% chance of branching to both B1 and B2. And, after `foo` is inlined in both `bar` and `baz`, the compiler will not be able to tell what layout is best in each case. Notice that, although this problem can be mitigated by injecting the profile data into a lower-level representation after function inlining has been performed, this does not solve the problem in case `foo` is declared in a different module than `bar` and `baz` because in this case inlining cannot happen until link time.

Since our initial motivation for BOLT was to improve large-scale data-center applications, where code layout plays a major role, a post-link binary optimizer was very appealing. Traditional code-layout techniques are highly dependent on accurate branch frequencies [11], and using inaccurate

profile data can actually lead to performance degradation [9]. Nevertheless, as we mentioned earlier, feeding profile information at a very low level prevents earlier optimizations in the compilation pipeline to benefit from this information. Therefore, with this approach, any optimization that we want to benefit from the profile data needs to be applied at the binary level. Luckily, code layout algorithms are relatively simple and easy to apply at the binary level.

2.3 Why a *static* binary optimizer?

The benefits of a binary-level optimizer outlined above can be exploited either statically or dynamically. We opted for a static approach for two reasons. The first one is the simplicity of the approach. The second was the absence of runtime overheads. Even though dynamic binary optimizers have had some success in the past (e.g. Dynamo [12], DynamoRIO [13], StarDBT [14]), these systems incur non-trivial overheads that go against the main goal of improving the overall performance of the target application. In other words, these systems need to perform really well in order to recover their overheads and achieve a net performance win. Unfortunately, since they need to keep their overheads low, these systems often have to implement faster, sub-optimal code optimization passes. This has been a general challenge to the adoption of dynamic binary optimizers, as they are not suited for all applications and can easily degrade performance if not tuned well. The main benefit of a dynamic binary optimizer over a static one is the ability to handle dynamically generated and self-modifying code.

3. Architecture

Data-center scale binaries may contain over 100 MB of code from multiple source-code languages, including assembly language. In this section, we discuss the optimizer design that was most effective for this scenario.

3.1 Initial Design

We developed BOLT by incrementally increasing its binary code coverage. At first, it would perform the layout for a few supported functions. With time, code coverage was gradually improved and increasingly complicated functions were supported. In general, BOLT is able to leave some functions in the binary untouched while processing and optimizing others, conservatively skipping code where our current assumptions do not hold.

The initial implementation targeted x86_64 Linux ELF binaries and relied exclusively on ELF symbol tables to guide binary content identification. By doing that, it was able to optimize code layout within existing function boundaries. When BOLT was not able to reconstruct the control-flow graph of a given function with full confidence, it would just leave the function untouched.

Due to the nature of code layout optimizations, the effective code size may increase for a couple of reasons. First, this

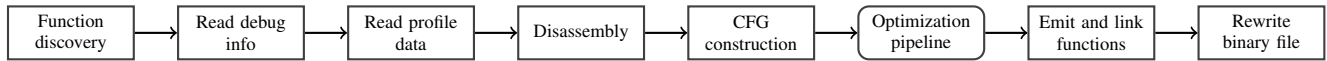


Figure 3: Diagram showing BOLT’s binary rewriting pipeline.

may happen due to an increase in the number of branches on cold paths. Second, there is a peculiarity of x86’s conditional branch instruction, which occupies 2 bytes if a (signed) offset to a destination fits in 8 bits but otherwise takes 6 bytes for 32-bit offsets. Naturally, moving cold code further away showed a tendency to increase the hot code size. If an optimized function would not fit into the original function’s allocated space, BOLT would split the cold code and move it to a newly created ELF segment. Note that such function splitting was involuntary and did not provide any extra benefit beyond allowing code straightening optimizations as BOLT was not filling out the freed space between the split point and the next function.

3.2 Relocations Mode

A second and more ambitious mode was later added to operate by changing the position of all functions in the binary. While multiple approaches were considered, the most obvious and straightforward one was to rely on relocations recorded and saved by the linker in an executable. Both BFD and Gold linkers provide such an option (`--emit-relocs`). However, even with this option, there are still some missing pieces of information. An example is the relative offsets for PIC jump tables which are removed by the linker. Other examples are some relocations that are not visible even to the linker, such as cross-function references for local functions within a single compilation unit (they are processed internally by the compiler). Therefore, in order to detect and fix such references, it is important to disassemble all the code correctly before trying to rearrange the functions in the binary. Nevertheless, with relocations, the job of gaining complete control over code re-writing became much easier. Handling relocations gives BOLT the ability to change the order of functions in the binary and split function bodies to further improve code locality.

Since linkers have access to relocations, it would be possible to use them for similar binary optimizations. However, there are multiple open-source linkers for x86 Linux alone, and which one is being used for any particular application depends on a number of circumstances that may also change over time. Therefore, in order to facilitate the tool’s adoption, we opted for writing an independent post-link optimizer instead of being tied to a specific linker.

3.3 Rewriting Pipeline

Analyzing an arbitrary binary and locating code and data is not trivial. In fact, the problem of precisely disassembling

x86 machine code is undecidable in the general case. In practice, there is more information than just an entry point available, and BOLT relies on correct ELF symbol table information for code discovery. Since BOLT works with 64-bit Linux binaries, the ABI requires an inclusion of function frame information that contains function boundaries as well. While BOLT could have relied on this information, it is often the case that functions written in assembly omit frame information. Thus, the decision was made to use a hybrid approach, and to use both symbol table and frame information when available.

Figure 3 shows a diagram with BOLT’s rewriting steps. Function discovery is at the very first step, where function names are bound to addresses. Later, debug information and profile data are retrieved so that disassembly of individual functions can start.

BOLT uses the LLVM compiler infrastructure [8] to handle disassembly and modification of binary files. There are a couple of reasons LLVM is well suited for BOLT. First, LLVM has a nice modular design that enables relatively easy development of tools based on this infrastructure. Second, LLVM supports multiple target architectures, which allows for easily retargetable tools. To illustrate this point, a working prototype for the ARM architecture was implemented in less than a month. In addition to the assembler and disassembler, many other components of LLVM proved to be useful while building BOLT. Overall, this decision to use LLVM has worked out well. The LLVM infrastructure has enabled a quick implementation of a robust and easily retargetable binary optimizer.

As Figure 3 shows, the next step in the rewriting pipeline is to build the control-flow graph (CFG) representation for each of the function. The CFG is constructed using the MCInst objects provided by LLVM’s Tablegen-generated disassembler. BOLT reconstructs the control-flow information by analyzing any branch instructions encountered during disassembly. Then, in the CFG representation, BOLT runs its optimization pipeline, which is explained in detail in Section 4. For BOLT, we have added a generic annotation mechanism to MCInst in order to facilitate certain optimizations, e.g. as a way of recording dataflow information. The final steps involve emitting functions and using LLVM’s runtime dynamic linker (created for the LLVM JIT systems) to resolve references among functions and local symbols (such as basic blocks). Finally, the binary is rewritten with the new contents while also updating ELF structures to reflect the new sizes.

3.4 C++ Exceptions and Debug Information

BOLT is able to recognize DWARF [15] information and update it to reflect the code modifications and relocations performed during the rewriting pass.

Figure 4 shows an example of a CFG dump demonstrating BOLT’s internal representation of the binary for the first two basic blocks of a function with C++ exceptions and a throw statement. The function is quite small with only five basic blocks in total, and each basic block is free to be relocated to another position, except the entry point. Placeholders for DWARF *Call Frame Information* (CFI) instructions are used to annotate positions where the frame state changes (for example, when the stack pointer advances). BOLT rebuilds all CFI for the new binary based on these annotations so the frame unwinder works properly when an exception is thrown. The `callq` instruction at offset `0x00000010` can throw an exception and has a designated landing pad as indicated by a landing-pad annotation displayed next to it (handler: `.LLP0`; action: 1). The last annotation on the line indicates a source line origin for every machine-level instruction.

4. Optimizations

BOLT runs passes with either code transformations or analyses, similar to a compiler. BOLT is also equipped with a dataflow analysis framework to feed information to passes that need it. This enables BOLT to check register liveness at a given program point, a technique also used by Ispike [1]. Some passes are architecture-independent while others are not. In this section, we discuss the passes applied to the Intel x86_64 target.

Table 1 shows each individual BOLT optimization pass in the order they are run. For example, the first line presents `strip-rep-ret` at the start of the pipeline. Notice that passes 1 and 4 are focused on leveraging precise target architecture information to remove or mutate some instructions. A use case of BOLT for data-center applications is to allow the user to trade any optional choices in the instruction space in favor of I-cache space, such as removing alignment NOPs and AMD-friendly REPZ bytes, or using shorter versions of instructions. Our findings show that, for large applications, it is better to aggressively reduce I-cache occupation, except if the change incurs D-cache overhead, since cache is one of the most constrained resources in our case. This explains BOLT’s policy on discarding all NOPs after reading the input binary. Even though compiler-generated alignment NOPs are generally useful, the extra space required by them does not pay off and simply stripping them from the binary is a small but measurable win.

BOLT features identical code folding (ICF) to complement the ICF optimization done by the linker. An additional benefit of doing ICF at the binary level is the ability to optimize functions that were compiled without the `-ffunction-sections` flag and functions that contain

```
Binary Function "_Z11filter_onlyi" after building cfg {
  State      : CFG constructed
  Address    : 0x400ab1
  Size       : 0x2f
  Section     : .text
  LSDA       : 0x401054
  IsSimple    : 1
  IsSplit     : 0
  BB Count   : 5
  CFI Instrs  : 4
  BB Layout  : .LBB07, .LLP0, .LFT8, .Ltmp10, .Ltmp9
  Exec Count : 104
  Profile Acc : 100.0%
}
.LBB07 (11 instructions, align : 1)
  Entry Point
  Exec Count : 104
  CFI State : 0
    00000000: pushq   %rbp # exception4.cpp:22
    00000001: !CFI    $0      ; OpDefCfaOffset -16
    00000001: !CFI    $1      ; OpOffset Reg6 -16
    00000001: movq    %rsp, %rbp # exception4.cpp:22
    00000004: !CFI    $2      ; OpDefCfaRegister Reg6
    00000004: subq    $0x10, %rsp # exception4.cpp:22
    00000008: movl    %edi, -0x4(%rbp) # exception4.cpp:22
    0000000b: movl    -0x4(%rbp), %eax # exception4.cpp:23
    0000000e: movl    %eax, %edi # exception4.cpp:23
    00000010: callq   _Z3fooi # handler: .LLP0; action: 1
                                # exception4.cpp:23
    00000015: jmp     .Ltmp9 # exception4.cpp:24
  Successors: .Ltmp9 (mispreds: 0, count: 100)
  Landing Pads: .LLP0 (count: 4)
  CFI State: 3
.LLP0 (2 instructions, align : 1)
  Landing Pad
  Exec Count : 4
  CFI State : 3
  Throwers: .LBB07
    00000017: cmpq    $-0x1, %rdx # exception4.cpp:24
    0000001b: je      .Ltmp10 # exception4.cpp:24
  Successors: .Ltmp10 (mispreds: 0, count: 4),
              .LFT8 (inferred count: 0)
  CFI State: 3
  ....
```

Figure 4: Partial CFG dump for a function with C++ exceptions.

jump tables. As a result, BOLT is able to fold more identical functions than the linkers. We have measured the reduction of code size for the HHVM binary [16] to be about 3% on top of the linker’s ICF pass.

Passes 3 (indirect call promotion), 5 (inline small functions), and 7 (PLT call optimization) leverage call frequency information to either eliminate or mutate a function call into a more performant version. The inlining in BOLT, however, is a limited version of the one used in compilers operating at higher levels. We delegate the important task of profile-guided inlining to a FDO-enabled compiler running before BOLT because we believe the compiler in a better position to work with it.

Pass 6, simplification of load instructions, explores a tricky tradeoff by fetching data from statically known values (in read-only sections). In these cases, BOLT may convert loads into immediate-loading instructions, relieving pressure from the D-cache but possibly increasing pressure on the I-cache, since the data is now encoded in the instruction stream. BOLT’s policy in this case is to abort the promotion

Pass Name	Description
1. strip-rep-ret	Strip <code>repz</code> from <code>repz retq</code> instructions used for legacy AMD processors
2. icf	Identical code folding
3. icp	Indirect call promotion
4. peepholes	Simple peephole optimizations
5. inline-small	Inline small functions
6. simplify-ro-loads	Fetch constant data in <code>.rodata</code> whose address is known statically and mutate a load into a <code>mov</code>
7. icf	Identical code folding (second run)
8. plt	Remove indirection from PLT calls
9. reorder-bbs	Reorder basic blocks and split hot/cold blocks into separate sections (layout optimization)
10. peepholes	Simple peephole optimizations (second run)
11. uce	Eliminate unreachable basic blocks
12. fixup-branches	Fix basic block terminator instructions to match the CFG and the current layout (redone by <code>reorder-bbs</code>)
13. reorder-functions	Apply HFSort [3] to reorder functions
14. sctc	Simplify conditional tail calls
15. frame-opts	Removes unnecessary caller-saved register spilling
16. shrink-wrapping	Moves callee-saved register spills closer to where they are needed, if profiling data shows it is better to do so

Table 1: Sequence of transformations applied by BOLT’s pass manager.

if the new instruction encoding is larger than the original load instruction, even if it means avoiding an arguably more computationally expensive load instruction. However, we found that such opportunities are not very frequent in our workloads.

Pass 9, `reorder` and `split hot/cold basic blocks`, reorders basic blocks according to the most frequently executed paths, so the hottest successor will most likely be a fall-through, reducing taken branches and relieving pressure from the branch predictor unit.

Finally, pass 13, `reorder functions` via HFSort [3]. Combined with pass 9, these are the most effective ones in BOLT because they directly optimize code layout.

5. Profiling Quality

Working at the binary level has the advantage of directly matching profile data to the code without a source-code map, making it more effective. However, producing accurate profiling data can be burdensome. This section addresses pitfalls and caveats of different profiling techniques.

5.1 Techniques

Even though code instrumentation gives us accurate profiling data, an instrumentation-based framework is not easy to deploy and often introduces unacceptable overheads to the profiled program. *Performance Monitoring Units* (PMUs) [10] are responsible for monitoring events in the processor and triggering appropriate response once a certain number of events have occurred. Tools that perform profile-guided optimizations, such as AutoFDO [2] and BOLT itself, rely on this hardware support to guide their code-optimization decisions. In this technique, a number of samples is collected indicating where events of interest happened during execution. However, there is a difference depending on whether or

not the samples are augmented with branch trace information such as Intel x86’s LBRs [10].

LBR, in recent Intel implementations, is a list of the last 32 taken branches. The availability of LBR is important for profile-guided optimizations not only because LBRs may provide an accurate count for critical edges (which cannot be inferred even with perfect basic block count profiling [17]), but also it has the practical result of making block layout algorithms more resilient to bad sampling. When evaluating several different sampling events to collect LBRs for BOLT, we found out it is surprisingly hard to have bad results in LBR mode by using the wrong choice of events to profile. The performance discrepancies due to different events, including *retired instructions*, *taken branches*, and *cycles*, with or without different levels of *Precise Event Based Sampling* (PEBS), ranged between 0 to 1% for a workload for which BOLT provided a 5.4% speedup. In non-LBR mode, using biased events with a non-ideal algorithm to infer edge counts can cause as much as 5% performance penalty when compared to LBR, meaning it misses nearly all optimization opportunities. An investigation showed that non-LBR techniques can be tuned to stay under 1% worse than LBR in this example workload, but if LBR is available in the processor, there is no point in not using it.

Furthermore, LBR gives us a valid, unbiased trace of the last 32 taken branches. They are unbiased because even the smallest and fastest basic blocks, which are hard to capture by using simple, non-LBR samples, will appear in these entries. For instance, Chen et al. [9] investigated a host of problems in sampling without LBR and showed that using the event *retired instructions* to infer basic-block counts results in shadow and aggregation effects, undersampling or oversampling some addresses, respectively. This happens because the processor program counter will not advance until

Samples	Instruction
54	movslq %r14d,%rbp
45	add PL_savestack,%rbp
125	mov 0x0(%rbp),%eax
124	sub \$0x1,%eax
122	cmp \$0x1,%eax
0	ja 8fc

Table 2: Basic block annotated with *retired instructions* samples.

a long-latency instruction is retired and, in practice, most samples will be attributed to past long-latency instruction addresses instead of the real addresses where events of interest happened. This is illustrated in Table 2, showing a basic block extracted from a benchmark. Notice that, even though this is a basic block and therefore all instructions should have about the same sample count, some instructions are oversampled while others may have no sample at all. In this case, macro-op fusion [10] involving instructions `cmp` and `ja` transforms two instructions into a single backend operation. Since they retire together, no samples are attributed for the second instruction.

5.2 Consequences for Block Layout

Using LBRs, in a hypothetical worst-case biasing scenario where all samples in a function are recorded in the same basic block, BOLT will lay out blocks in the order of the path that leads to this block. It is an incomplete layout that misses the ordering of successor blocks, but it is not an invalid nor a cold path. In contrast, when trying to infer the same edge counts with non-LBR samples, the scenario is that of a single hot basic block with no information about which path was used to get to it.

We discussed how hard it may be to determine how hot each basic block is among other blocks. In practice, even in LBR mode, many times the CFG may be augmented with information stating that predecessors execute many times more than its single successor and other inconsistencies that violate flow equations². Previous work [17, 18], which includes techniques implemented in IBM’s FDPR [19], report handling the problem of reconstructing edge counts by solving an instance of *minimum cost flow* (MCF [17]), a graph network flow problem. However, these reports predate LBRs. LBRs only store taken branches, so when handling very skewed data such as the cases mentioned above, BOLT satisfies the flow equation by attributing all surplus flow to the non-taken path that is naturally missing from the LBR, similarly to Chen et al. [9]. BOLT also benefits from being applied after the static compiler: to cope with uncertainty, by putting weight on the fall-through path, it trusts the original layout done by the static compiler. Therefore, the program

²I.e., the sum of a block’s input flow is equal to the sum of its output flow.

trace needs to show a significant number of taken branches, which contradict the original layout done by the compiler, to convince BOLT to reorder the blocks and change the original fall-through path. Without LBRs, it is not possible to take this advantage: algorithms start with guesses for both taken and non-taken branches without being sure if the taken branches, those taken for granted in LBR mode, are real or the result of bad edge-count inference.

6. Evaluation

This section evaluates BOLT in a variety of scenarios, including Facebook production workloads, the GCC and Clang open-source compilers, and SPECint CPU 2017 benchmarks. A comparison with GCC’s FDO and AutoFDO is also provided in some scenarios.

The evaluation presented in this section was conducted on Linux-based servers featuring Intel microprocessors. The applications were compiled with either GCC 5.4.1 or Clang 6.0 with -O3 optimization level.

6.1 Facebook Workloads

The impact of BOLT was measured on five widely deployed binaries inside Facebook’s data centers. The first is HHVM [16], the PHP virtual machine that powers the web servers at Facebook and many other web sites, including Baidu and Wikipedia. The second is TAO [20], a highly distributed, in-memory, data-caching service used to store Facebook’s social graph. The third one is Proxygen, which is a cluster load balancer built on top of the open-source library with the same name [21]. Finally, the other two binaries implement a service called Multifeed, which is used to select what is shown in the Facebook News Feed.

In this evaluation, we compared the performance impact of BOLT on top of binaries built using GCC and function reordering via HFSort [3]. The HHVM binary specifically is compiled with LTO to further enhance its performance. Unfortunately, a comparison with FDO and AutoFDO was not possible. The difficulties with FDO were the common ones outlined in Section 2.1 to deploy instrumented binaries in these applications’ normal production environments. And we found that AutoFDO support in the latest version of GCC available in our environment (version 5.4.1) is not stable and caused either internal compiler errors or runtime errors related to C++ exceptions. Nevertheless, a direct comparison between BOLT and FDO was possible for other applications, and the results are presented in Section 6.2.

Figure 5 shows the performance results for applying BOLT on top of HFSort for our set of Facebook data-center workloads (and, in case of HHVM, also on top of LTO). In all cases, BOLT’s application resulted in a speedup, with an average of 5.4% and a maximum of 8.0% for HHVM. Note that HHVM, despite containing a large amount of dynamically compiled code that is not optimized by BOLT, spends more time in statically compiled code than in the dynam-

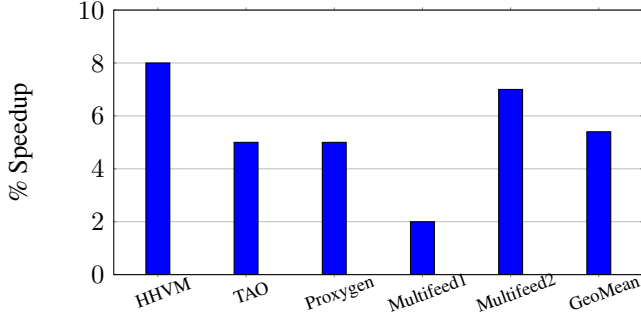


Figure 5: Performance improvements from BOLT for our set of Facebook data-center workloads.

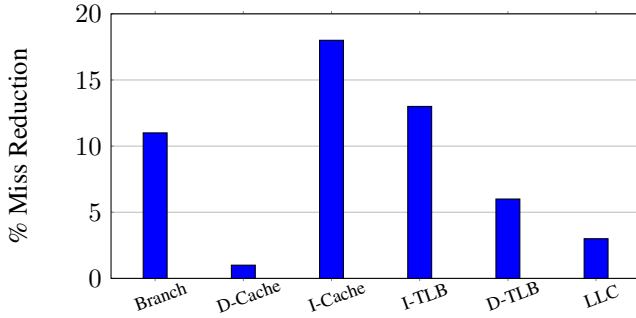


Figure 6: Improvements on micro-architecture metrics for HHVM.

ically generated code. Among these applications, HHVM has the largest total code size, which makes it very front-end bound and thus more susceptible to the code layout optimizations that BOLT implements.

To better understand the performance benefits of BOLT, we performed a more detailed performance analysis of HHVM. Figure 6 shows BOLT’s improvements on important performance metrics, including i-cache misses, i-TLB misses, branch misses, and LLC misses. Improving branch prediction is an important benefit from the block layout optimization done by BOLT, and for HHVM this metric improved by 11%. Moreover, improving locality leads to better metrics across the entire cache hierarchy, specially the first level of i-cache, exhibiting 18% reduction in misses. It is possible to see a small improvement of 1% in the first level of d-cache as well, due to reordering jump tables for locality and frame optimizations. The observed TLB improvements come from packing accessed instructions and data into fewer pages. To better illustrate how cache and TLB locality are improved, we present heat maps of address-space accesses in Section 6.3.

6.2 Clang and GCC Compilers

BOLT was originally developed to improve performance of large-scale data-center applications. However, it should be

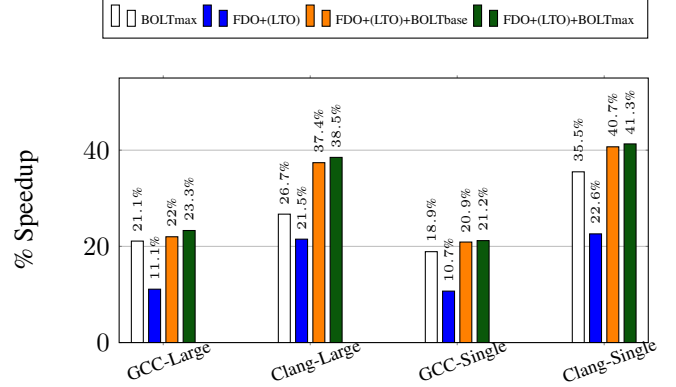


Figure 7: Performance improvements for open-source compilers. LTO was used for Clang, but not for GCC.

able to improve the performance of any front-end bound application. To test this theory, we ran BOLT on two open-source compilers: Clang and GCC.

Below we present results for GCC version 5.4.1 and Clang 6.0. The .text section size for baseline GCC is 14.2 MB, for Clang it is 30.1 MB. GCC was built two times: once as a regular bootstrap compiler, and the second time in a profiled bootstrap mode, i.e. using FDO on itself. Profiled bootstrapping with LTO is not supported, thus we could not evaluate FDO and LTO with GCC. Both GCC builds were optimized separately by BOLT using profile data gathered while compiling 2 medium-sized source files. All tests were run on a dual-node 32-core SandyBridge system with 144GB RAM, where each node is an Intel E5-2660 clocked at 2.2 GHz.

Figure 7 shows the results for two workloads: *large* and *single*. The first is a parallel build of the LLVM library, which is comprised of about 1000 C++ files. The latter is the compilation of a single medium-sized source file using the same compilers. The wall time to process each workload in the base build of GCC (with no FDO or BOLT) is 178.74s for *large* and 13s for *single*. For Clang, it is 241.86s and 14.33s, respectively.

Baseline Clang was built using GCC 5.4.1 compiler in release mode. The optimized build was done using FDO and LTO. Both builds were optimized by BOLT with a training data of 2 medium-sized source files. For *BOLTbase*, BOLT was executed with only code layout optimizations enabled, while for *BOLTmax* all optimizations were turned on.

We observed a significant improvement on both compilers by using BOLT. On top of GCC with FDO, BOLT provided a 9.5% speedup for GCC and a 15.3% speedup for Clang (GCC-Single and Clang-Single in Figure 7). While optimizing these compilers with BOLT, the majority of the improvement came from code layout optimizations, as the comparison between *BOLTbase* and *BOLTmax* in Figure 7 shows.

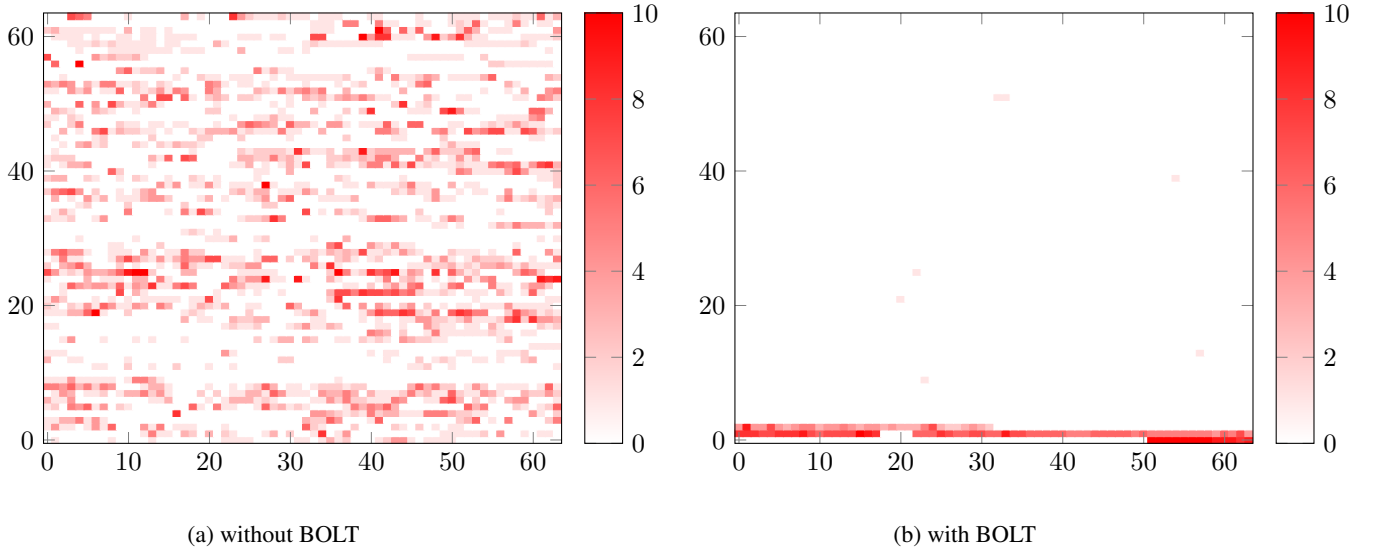


Figure 8: Heat maps for instruction memory accesses of the HHVM binary, without and with BOLT. Heat is in a log scale.

6.3 Heat Maps

Figure 8 shows heat maps of the instruction address space for HHVM running with Facebook production traffic. Figure 8a illustrates addresses fetched through I-cache for the regular binary, while Figure 8b shows the same for HHVM processed with BOLT.

This heat map is built as a matrix of addresses. Each line has 64 blocks and the complete graph has 64 lines. The HHVM binary chosen for this study has 148.2 MB of text size, which is fully represented in the heat map. Each block represents 36,188 bytes and the heat map shows how many times, on average, each byte of a block is fetched as indicated by profiling data. For example, the line at $Y = 0$ from $X = 0$ to $X = 63$ plots how code is being accessed in the first 2,316,032 bytes of the address space. The average number of times a byte is fetched is reduced by a logarithm function to help visualize the data, so we can easily identify even code that is executed just a few times. Completely white areas show cold basic blocks that were never sampled during profiling, while strong red highlights the most frequently accessed areas of instruction memory.

Figure 8b demonstrates how BOLT packs together hot code to use about 4 MB of space instead of the original range spanning 148.2 MB. There is still some activity outside the dense hot area, but they are relatively cold. These functions were ignored by BOLT’s function-reordering pass because they have an indirect tail call. BOLT marks functions it can fully understand as *simple* as a mechanism to allow it to operate on the binary even if it does not fully process all functions. Those are *non-simple* functions.

Indirect tail calls are more challenging for static binary rewriters because it is difficult to guess if the target is an-

other function or another basic block of the same function, which could affect the CFG. In these cases, BOLT leaves the function untouched. This also explains a large cold block of about 160 KB in the hot area at $Y = 1$ and $16 \leq X \leq 20$: this cold block is part of a large non-simple function whose CFG is not fully processed by BOLT, so it is not split in the same way as other functions.

Function splitting and reordering are important to move cold basic blocks out of the hot area, and BOLT uses these techniques on the vast majority of functions in the HHVM binary. The result is a tight packing of frequently executed code as show in $Y = 1$ of Figure 8b, benefiting I-cache and I-TLB.

7. Related Work

Binary or post-link optimizers have been extensively explored in the past. There are two different categories for binary optimization in general: static and dynamic, operating before program execution or during program execution. Post-link optimizers such as BOLT are static binary optimizers. Large platforms for prototyping and testing dynamic binary optimizations are DynamoRIO [13] for same host or QEMU [22] for emulation. Even though it is challenging to overcome the overhead of the virtual machine with wins due to the optimizations themselves, these tools can be useful in performing dynamic binary instrumentation to analyze program execution, such as Pin [23] does, or debugging, which is the main goal of Valgrind [24].

Static binary optimizers are typically focused on low-level program optimizations, preferably using information about the precise host that will run the program. MAO [25] is an example where microarchitectural information is used

to rewrite programs, although it rewrites source-level assembly and not the binary itself. Naturally, static optimizers tend to be architecture-specific. Ispike [1] is a post-link optimizer developed by Intel to optimize for the quirks of the Itanium architecture. Ispike also utilizes block layout techniques similar to BOLT, which are variations of Pettis and Hansen [11]. However, despite supporting architecture-specific passes, BOLT was built on top of LLVM [8] to enable it to be easily ported to other architectures. Ottoni and Maher [3] present an enhanced function-reordering technique based on call frequencies. BOLT implements the same algorithm in one of its passes.

Profile information is most commonly used to augment the compiler to optimize code based on run-time information, such as done by AutoFDO [2]. The latter has also been studied in the context of data-center applications, like BOLT. Even though there is some expected overlap in gains between AutoFDO and BOLT, since both tools perform layout, in this paper we show that the gains with FDO in general (not just AutoFDO) and BOLT can be complimentary and both tools can be used to achieve gains in run time.

8. Conclusion

The complexity of current data-center applications often requires large binaries that exhibit less locality in time and space, which leads to poor CPU performance owing to inefficiency in multiple hardware structures: the cache hierarchy, lookup tables for virtual memory, and branch predictors. To tackle such problems, we propose a post-link optimizer named BOLT, built on top of LLVM, aimed at reorganizing code so caches suffer less fragmentation and at reordering basic blocks to relieve pressure from the branch predictor unit. A post-link optimizer is in a privileged position to do layout since it has precise control of addresses, in static binaries, or offsets, in position-independent code. Code layout is also important for workloads suffering with TLB misses, cache misses and branch mispredictions.

We tested our assumptions in widely deployed Facebook data-center applications and obtained improvements ranging from 2% to 8%. Unlike profile-guided static compilers, BOLT does not need to retrofit profiling data back to source code, making the profile more accurate. Nevertheless, a post-link optimizer has fewer optimizations than a compiler. We show that the strengths of both strategies combine instead of purely overlapping, indicating that using both approaches leads to the highest efficiency for large, front-end bound applications. To show this, we measure the performance improvements on two open-source compilers, GCC and Clang, featuring large code bases dependent on the instruction cache performance. Overall, BOLT achieves 15.3% performance improvement for GCC on top of LTO and FDO.

Acknowledgments

We would like to thank Gabriel Poesia and Theodoros Kasampalis for their work on BOLT during their internships at Facebook. We would also like to thank Sergey Pupyrev for his work on improving the basic block layout algorithms used by BOLT.

References

- [1] C.-K. Luk, R. Muth, H. Patil, R. Cohn, and G. Lowney, “Ispike: a post-link optimizer for the Intel Itanium architecture,” in *Proceedings of the International Symposium on Code Generation and Optimization*, pp. 15–26, IEEE, 2004.
- [2] D. Chen, D. X. Li, and T. Moseley, “AutoFDO: Automatic feedback-directed optimization for warehouse-scale applications,” in *Proceedings of the International Symposium on Code Generation and Optimization*, pp. 12–23, 2016.
- [3] G. Ottoni and B. Maher, “Optimizing function placement for large-scale data-center applications,” in *Proceedings of the International Symposium on Code Generation and Optimization*, pp. 233–244, IEEE, 2017.
- [4] X. D. Li, R. Ashok, and R. Hundt, “Lightweight feedback-directed cross-module optimization,” in *Proceedings of the International Symposium on Code Generation and Optimization*, pp. 53–61, 2010.
- [5] R. Cohn, D. Goodwin, and P. G. Lowney, “Optimizing Alpha executables on Windows NT with Spike,” *Digital Technical Journal*, vol. 9, no. 4, pp. 3–20, 1997.
- [6] T. Romer, G. Voelker, D. Lee, A. Wolman, W. Wong, H. Levy, B. Bershad, and B. Chen, “Instrumentation and optimization of Win32/Intel executables using Etch,” in *Proceedings of the USENIX Windows NT Workshop*, vol. 1997, pp. 1–8, 1997.
- [7] E. A. Henis, G. Haber, M. Klausner, and A. Warshavsky, “Feedback based post-link optimization for large subsystems,” in *Workshop on Feedback Directed Optimization*, pp. 13–20, 1999.
- [8] C. Lattner and V. Adve, “LLVM: A compilation framework for lifelong program analysis & transformation,” in *Proceedings of the International Symposium on Code Generation and Optimization*, pp. 75–86, 2004.
- [9] D. Chen, N. Vachharajani, R. Hundt, X. Li, S. Eranian, W. Chen, and W. Zheng, “Taming hardware event samples for precise and versatile feedback directed optimizations,” *IEEE Transactions on Computers*, vol. 62, no. 2, pp. 376–389, 2013.
- [10] Intel Corporation, *Intel® 64 and IA-32 Architectures Software Developer’s Manual*. No. 325384-039US, May 2011.
- [11] K. Pettis and R. C. Hansen, “Profile guided code positioning,” in *Proceedings of the ACM Conference on Programming Language Design and Implementation*, pp. 16–27, ACM, 1990.
- [12] V. Bala, E. Duesterwald, and S. Banerjia, “Dynamo: A transparent dynamic optimization system,” in *Proceedings of the ACM SIGPLAN Conference on Programming Language Design and Implementation*, pp. 1–12, ACM, 2000.
- [13] D. Bruening, T. Garnett, and S. Amarasinghe, “An infrastructure for adaptive dynamic optimization,” in *Proceedings of the*

International Symposium on Code Generation and Optimization, pp. 265–275, IEEE, 2003.

- [14] C. Wang, S. Hu, H.-s. Kim, S. R. Nair, M. Breternitz, Z. Ying, and Y. Wu, “StarDBT: an efficient multi-platform dynamic binary translation system,” in *Proceedings of the Asia-Pacific Conference on Advances in Computer Systems Architecture*, pp. 4–15, Springer, 2007.
- [15] DWARF Debugging Standards Committee, *DWARF Debugging Information Format version 5*. Feb 2017.
- [16] K. Adams, J. Evans, B. Maher, G. Ottoni, A. Paroski, B. Simmers, E. Smith, and O. Yamauchi, “The Hiphop Virtual Machine,” in *Proceedings of the ACM International Conference on Object Oriented Programming Systems Languages & Applications*, pp. 777–790, 2014.
- [17] R. Levin, “Complementing incomplete edge profile by applying minimum cost circulation algorithms,” August 2007.
- [18] D. Novillo, “SamplePGO: The power of profile guided optimizations without the usability burden,” in *Proceedings of the 2014 LLVM Compiler Infrastructure in HPC*, pp. 22–28, IEEE Press, 2014.
- [19] E. A. Henis, G. Haber, M. Klausner, and A. Warshavsky, “Feedback based postlink optimization for large subsystems,” in *Proceedings of the 2nd workshop on Feedback Directed Optimization*, pp. 13–20, November 1999.
- [20] N. Bronson, Z. Amsden, G. Cabrera, P. Chakka, P. Dimov, H. Ding, J. Ferris, A. Giardullo, S. Kulkarni, H. Li, M. Marchukov, D. Petrov, L. Puzar, Y. J. Song, and V. Venkataramani, “Tao: Facebook’s distributed data store for the social graph,” in *Proceedings of the USENIX Conference on Annual Technical Conference*, pp. 49–60, 2013.
- [21] P. Team, “Proxygen: Facebook’s C++ HTTP libraries.” Web site: <https://github.com/facebook/proxygen>, 2017.
- [22] F. Bellard, “QEMU, a fast and portable dynamic translator,” in *USENIX Annual Technical Conference*, 2005.
- [23] C.-K. Luk, R. Cohn, R. Muth, H. Patil, A. Klauser, G. Lowney, S. Wallace, V. J. Reddi, and K. Hazelwood, “Pin: Building customized program analysis tools with dynamic instrumentation,” in *Proceedings of the 2005 ACM SIGPLAN Conference on Programming Language Design and Implementation*, pp. 190–200, ACM, 2005.
- [24] N. Nethercote and J. Seward, “Valgrind: A framework for heavyweight dynamic binary instrumentation,” in *Proceedings of the 28th ACM SIGPLAN Conference on Programming Language Design and Implementation*, pp. 89–100, ACM, 2007.
- [25] R. Hundt, E. Raman, M. Thureson, and N. Vachharajani, “MAO – an extensible micro-architectural optimizer,” in *Proceedings of the 9th Annual IEEE/ACM International Symposium on Code Generation and Optimization*, pp. 1–10, IEEE Computer Society, 2011.