

Timed Discrete-Event Systems are Synchronous Product Structures

Liyong Lin^a, W. M. Wonham^b, Rong Su^c

^a*Air Traffic Management Research Institute, Nanyang Technological University, 65 Nanyang Drive North Spine, Singapore 637460*

^b*Department of Electrical and Computer Engineering, University of Toronto, 27 King's College Circle, Toronto, ON M5S 1A1, Canada*

^c*Centre for System Intelligence and Efficiency, School of Electrical and Electronic Engineering, Nanyang Technological University, 50 Nanyang Avenue, Singapore 639798*

Abstract

In this work, we show that the model of timed discrete-event systems (TDES) proposed by Brandin and Wonham is essentially a synchronous product structure. This resolves an open problem that has remained unaddressed for the past 25 years and has its application in developing a more efficient timed state-tree structures (TSTS) framework. The proof is constructive in the sense that an explicit synchronous production rule is provided to generate a TDES from the activity automaton and the timer automata after a suitable transformation of the model.

Key words: timed discrete-event systems, timed state-tree structures, synchronous product, supervisory control

1 Introduction

Supervisory control for real-time discrete-event systems is a rich subject that has been investigated in several different formalisms, e.g., clock automata [1], timed transition models [2] and timed discrete-event systems [3], with discrete time semantics; timed automata [4], with dense time semantics. One of the most widely used models of real-time discrete-event systems in supervisory control theory is timed discrete-event systems (TDES), proposed by Bertel and Wonham in the paper [4]. TDES is attractive since many techniques for the control of untimed discrete-event systems (DES) can be naturally extended to the timed counterparts. Indeed, some structured supervisor synthesis approaches [5], [6] have been proposed to deal with the notorious state explosion problem. Recently, several extensions have also been carried out, including supervisor localization, relative observability, relative coobservability and delay robustness [7], [8], [9].

An inherent difficulty of TDES, compared with the untimed counterpart, is due to the explicit enumeration

of ticks that makes the state explosion problem much worse. A timed state-tree structure (TSTS) based supervisor synthesis approach [6] has been developed to ameliorate the state explosion issue, motivated by the success of supervisor synthesis for the untimed state-tree structures [10]. However, the TSTS framework developed in [6] is far less successful and only deals with systems of state sizes of the order 10^{12} . One of the main reasons behind this is because the full power of the state-tree structure formalism is not well utilized. Indeed, [6] uses TDES as the holons; thus, state explosion has occurred in the computation or model building of the TDES holons. In this work, we show that this source of inefficiency could be avoided. Indeed, we will show that TDES are synchronous product structures, with activity automata and timer automata as the components; thus, it is possible to use activity automata and timer automata, instead of their product, i.e., TDES, as the holons, which will improve the efficiency of TSTS based supervisor synthesis. This result may be of independent interest as well. We remark that, before this work, it has been an open problem whether a TDES can be built from its activity automaton and timer automata [3].

Email addresses: liyong.lin@utoronto.ca (Liyong Lin), wonham@ece.utoronto.ca (W. M. Wonham), rsu@ntu.edu.sg (Rong Su).

The paper is organized as follows. In Section 2, we review the basics of TDES. In Section 3, we show the main result

that TDES are synchronous product structures. Finally, in Section 4 we provide our conclusions and suggestions for future work.

2 Basics of Timed Discrete-Event Systems

To make this work self-contained we shall here present the basics of TDES [3], [11]. First we need to recall some general notation and terminology.

Let \mathbb{N} denote the set $\{0, 1, 2, 3, \dots\}$ of natural numbers. We write $[k_1, k_2]$, where $k_1, k_2 \in \mathbb{N}$ and $k_1 \leq k_2$, to denote the set $\{k \in \mathbb{N} \mid k_1 \leq k \leq k_2\}$, and write $[k_1, \infty)$ to denote the set $\{k \in \mathbb{N} \mid k \geq k_1\}$. Let \mathcal{I} denote the collection of intervals of the above two types and let \mathcal{I}_f denote the collection of intervals of the first type. For any interval I , we define $I.l = k_1, I.r := k_2$ if $I = [k_1, k_2]$; and $I.l := k_1, I.r := \infty$ if $I = [k_1, \infty)$. For brevity, we use the symbol t to denote the tick event.

2.1 Syntax

The syntax of a TDES is given by a tuple (G_{act}, T) , where

$$G_{act} = (A, \Sigma_{act}, \delta_{act}, a_0, A_m)$$

is a finite state automaton over Σ_{act} and $T : \Sigma_{act} \rightarrow \mathcal{I}$ maps each $\sigma \in \Sigma_{act}$ to an interval $T(\sigma) \in \mathcal{I}$. G_{act} is the *activity automaton*, where A is the finite set of activities, Σ_{act} the finite set of events, $\delta_{act} : A \times \Sigma_{act} \rightarrow A$ the¹ (partial) activity transition function, $a_0 \in A$ the initial activity and $A_m \subseteq A$ the subset of marker activities. T is the *timer map* that naturally induces a partition of the event set $\Sigma_{act} = \Sigma_{spe} \dot{\cup} \Sigma_{rem}$, where $\sigma \in \Sigma_{spe}$ if and only if² $T(\sigma) \in \mathcal{I}_f$.

In the following, we shall provide a running example that will be used throughout this work.

Example 1 Consider the tuple (G_{act}, T) shown in Fig. 1. The timer map is represented by the interval events (events labeled with intervals) $\alpha[1, \infty)$ and $\beta[2, 3]$. Thus, $T(\alpha) = [1, \infty)$ and $T(\beta) = [2, 3]$.

2.2 Semantics

The semantics of the tuple (G_{act}, T) is a finite state automaton $G := (Q, \Sigma, \delta, q_0, Q_m)$ over $\Sigma := \Sigma_{act} \dot{\cup} \{t\}$, often referred to as a timed discrete-event system (TDES). In the rest of this subsection, we shall explain how the four

components Q, δ, q_0 and Q_m are generated from the tuple (G_{act}, T) . For an informal description of the semantics, the reader is referred to [3].

A timer interval T_σ is defined for each event σ as follows:

$$T_\sigma := \begin{cases} [0, T(\sigma).r] & \text{if } \sigma \in \Sigma_{spe} \\ [0, T(\sigma).l] & \text{if } \sigma \in \Sigma_{rem} \end{cases}$$

The state set is defined to be $Q := A \times \prod_{\sigma \in \Sigma_{act}} T_\sigma$, where without loss of generality we arbitrarily fix an ordering in the enumeration of Σ_{act} in the Cartesian product. A state is a tuple of the form $q := (a, (t_\sigma)_{\sigma \in \Sigma_{act}})$, where $a \in A$ and, for each $\sigma \in \Sigma_{act}$, $t_\sigma \in T_\sigma$. The t_σ component of q is the timer value of σ in q . The default timer value $t_{\sigma 0}$ for each $\sigma \in \Sigma$ is defined as follows:

$$t_{\sigma 0} := \begin{cases} T(\sigma).r & \text{if } \sigma \in \Sigma_{spe} \\ T(\sigma).l & \text{if } \sigma \in \Sigma_{rem} \end{cases}$$

The initial state is defined to be $q_0 := (a_0, (t_{\sigma 0})_{\sigma \in \Sigma_{act}})$. The set of marker states³ is $Q_m = A_m \times \prod_{\sigma \in \Sigma_{act}} \{t_{\sigma 0}\}$. The definition of the partial transition function δ is more tedious. Let $q = (a, (t_\sigma)_{\sigma \in \Sigma_{act}})$ and $q' = (a', (t'_\sigma)_{\sigma \in \Sigma_{act}})$ be any two states. We have the following three cases:

- A) for any $\sigma \in \Sigma_{spe}$, $\delta(q, \sigma) = q'$ if and only if
- $\delta_{act}(a, \sigma)!$ and $0 \leq t_\sigma \leq T(\sigma).r - T(\sigma).l$
 - $a' = \delta_{act}(a, \sigma)$ and for each $\tau \in \Sigma_{act}$,
 - if $\tau \neq \sigma$, then

$$t'_\tau := \begin{cases} t_{\tau 0} & \text{if } \neg \delta_{act}(a', \tau)! \\ t_\tau & \text{if } \delta_{act}(a', \tau)! \end{cases}$$

- if $\tau = \sigma$, then $t'_\tau = t_{\sigma 0}$
- B) for any $\sigma \in \Sigma_{rem}$, $\delta(q, \sigma) = q'$ if and only if
- $\delta_{act}(a, \sigma)!$ and $t_\sigma = 0$
 - $a' = \delta_{act}(a, \sigma)$ and for each $\tau \in \Sigma_{act}$,
 - if $\tau \neq \sigma$, then

$$t'_\tau := \begin{cases} t_{\tau 0} & \text{if } \neg \delta_{act}(a', \tau)! \\ t_\tau & \text{if } \delta_{act}(a', \tau)! \end{cases}$$

- if $\tau = \sigma$, then $t'_\tau = t_{\sigma 0}$
- C) $\delta(q, t) = q'$ if and only if
- $\forall \tau \in \Sigma_{spe}, (\delta_{act}(a, \tau)!) \implies t_\tau > 0$
 - $a' = a$ and for each $\tau \in \Sigma_{act}$,

³ In [3], it is only required there that $Q_m \subseteq A_m \times \prod_{\sigma \in \Sigma_{act}} T_\sigma$. In the software TTCT (available on <http://www.control.toronto.edu/~wonham/Research.html>), we have two options: $Q_m = A_m \times \prod_{\sigma \in \Sigma_{act}} T_\sigma$ or $Q_m = A_m \times \prod_{\sigma \in \Sigma_{act}} \{t_{\sigma 0}\}$. The second option is adopted in this work; the first option can be treated in a similar way.

¹ A partial transition function is a transition relation. Thus, we also write $\delta_{act} \subseteq A \times \Sigma_{act} \times A$. As usual, we can extend δ_{act} to the partial function $\delta_{act} : A \times \Sigma_{act}^* \rightarrow A$.

² The subscript “spe” denotes “prospective”, while the subscript “rem” denotes “remote”.

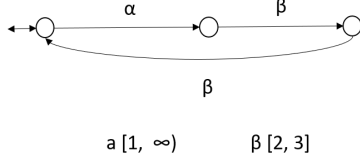


Fig. 1. The tuple G_{act} and T

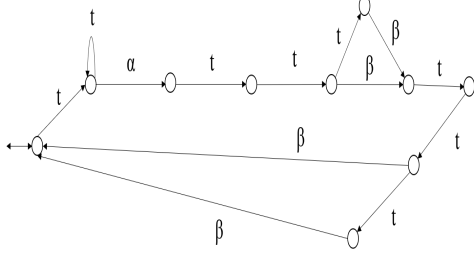


Fig. 2. The TDES G that corresponds to (G_{act}, T)

(i) if $\tau \in \Sigma_{spe}$, then

$$t'_\tau := \begin{cases} t_{\tau 0} & \text{if } \neg \delta_{act}(a, \tau)! \\ t_\tau - 1 & \text{if } \delta_{act}(a, \tau)! \wedge t_\tau > 0 \end{cases}$$

(ii) if $\tau \in \Sigma_{rem}$, then

$$t'_\tau := \begin{cases} t_{\tau 0} & \text{if } \neg \delta_{act}(a, \tau)! \\ t_\tau - 1 & \text{if } \delta_{act}(a, \tau)! \wedge t_\tau > 0 \\ 0 & \text{if } \delta_{act}(a, \tau)! \wedge t_\tau = 0 \end{cases}$$

Up to now, we have completed the description of the semantics of the tuple (G_{act}, T) as a timed discrete-event system G .

Example 2 Let us continue the example given in Example 1. The TDES constructed according to the above definition is shown in Fig. 2.

3 TDES are Synchronous Product Structures

We note that the description of the semantics of (G_{act}, T) in Section 2.2 is a bit involved. While all the other components of G suggest that G could be a synchronous product structure, the definition of δ is not presented in an explicitly structured manner; and, to say the least, we do not obtain much insight from the definition of δ . A structured construction of G by combining⁴ G_{act} and T (using certain product operation) is an open problem that still remains unaddressed [3]. In the following, we show that a

⁴ T is only a timer map; thus, it is expected that we need to transform T into suitable automata. The details will be presented later.

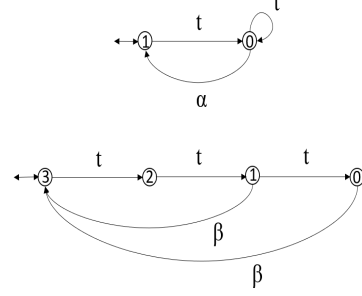


Fig. 3. The timer automata corresponding to α and β

generalized synchronous product operation for constructing a TDES from its activity automaton and timer map description, after some model transformation, is feasible. Furthermore, we will show that the synchronous product based construction exactly matches the construction provided in Section 2.2.

This process will consist of three steps; the details will be explained in the rest of this section.

3.1 Step 1: Timer Map to Timer Automata

In order for the synchronous product to be computed, the first step is to transform the timer map to a collection of timer automata. For each pair $(\sigma, T(\sigma))$, we shall define a timer automaton $G_\sigma = (Q_\sigma, \Sigma_\sigma, \delta_\sigma, q_{0,\sigma}, Q_{m,\sigma})$. Before we provide the formal definition for G_σ , we shall use the next example as an illustration.

Example 3 Let us consider the running example shown in Fig. 1. The timer automata G_σ are drawn in Fig. 3 for events α and β . Note that the state labels are the timer values t_σ for the corresponding states.

The formal construction is as follows.

1) If $\sigma \in \Sigma_{spe}$, then we let $Q_\sigma = [0, T(\sigma).r]$, $\Sigma_\sigma = \{t, \sigma\}$, $q_{0,\sigma} = T(\sigma).r$ and $Q_{m,\sigma} = \{T(\sigma).r\}$. δ_σ is specified by its graph⁵, which is the union of $\{(i+1, t, i) \mid i \in [0, T(\sigma).r - 1]\}$ and $\{(i, \sigma, T(\sigma).r) \mid i \in [0, T(\sigma).r - T(\sigma).l]\}$.

2) If $\sigma \in \Sigma_{rem}$, then $Q_\sigma = [0, T(\sigma).l]$, $\Sigma_\sigma = \{t, \sigma\}$, $q_{0,\sigma} = T(\sigma).l$ and $Q_{m,\sigma} = \{T(\sigma).l\}$. δ_σ is specified by its graph, which is the union of $\{(i+1, t, i) \mid i \in [0, T(\sigma).l - 1]\}$ and $\{(0, \sigma, T(\sigma).l), (0, t, 0)\}$.

Each timer automaton G_σ constructed above corresponds to the specification over the alphabet $\{t, \sigma\}$ in Section V of [3]. Despite the fact that the above timer automata have been constructed in [3], it is not known whether and

⁵ The graph of a function f with domain Dom is the relation $\{(x, f(x)) \mid x \in Dom\}$.

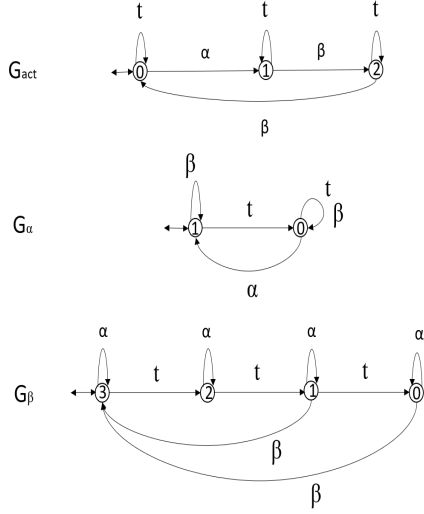


Fig. 4. The automata tuple before transformation

how they can be used in the computation of G in [3]. In the following subsections, we shall provide the remaining two steps to complete the construction of G by using a generalized synchronous product operation, which is then followed by a correctness proof.

3.2 Step 2: Automata Transformation

The automata $(G_{act}, (G_\sigma)_{\sigma \in \Sigma_{act}})$ cannot be used for synchronous product. We shall provide two reasons why direct synchronous product will not work. To that end, we shall first look at Fig. 4, which are $(G_{act}, (G_\sigma)_{\sigma \in \Sigma_{act}})$ with the self-loops added⁶. To better understand this subsection, it is helpful (but not necessary) for the reader to be familiar with or be able to access the informal description of the semantics of (G_{act}, T) in [3].

- (1) Consider the state tuple $(0, 1, 3)$ where t is defined. If t is fired at $(0, 1, 3)$, then naive synchronous product construction will imply that the state tuple $(0, 0, 2)$ is reached. This is not correct according to the informal description provided in [3]. Indeed, at state 0 in G_{act} , event β is not defined and thus not enabled [3]; thus, the firing of the tick event t at state $(0, 1, 3)$ will not decrease the timer value t_β and state $(0, 0, 2)$ cannot be reached. This could also be verified by using part (C) in the definition of δ in Section 2.2. In conclusion, tick event cannot be synchronized as usual; the firing of t at state (a, i, j) will decrease the timer value t_σ if and only if σ is defined or, equivalently, enabled at state a in the activity automaton.
- (2) We know that the β event transitions out of states 1 and 2 in the activity automaton have different effects

⁶ We use the same notation $(G_{act}, (G_\sigma)_{\sigma \in \Sigma_{act}})$ to refer to the tuple after adding the self-loops.

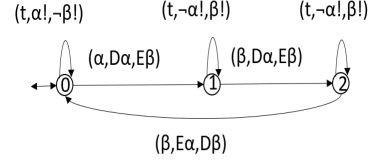


Fig. 5. The activity automaton after transformation

on the timers. The β transition out of state 1 enables β and disables α ; the β transition out of state 2 disables β and enables α . Let us now consider G_α . We know that if β is fired at state 0, then it shall reset the timer value t_α if it is synchronized with the β transition out of state 1 in the activity automaton; on the other hand, it will not change the timer value t_α if it is synchronized with the β transition out of state 2 in the activity automaton. This is not reflected in G_α , where we only have a β self-loop defined at state 0. For example, consider the state tuple $(1, 0, 1)$. If β is fired at $(1, 0, 1)$, then naive synchronous product construction will imply that the state tuple $(2, 0, 3)$ is reached. This is not correct; indeed, the state tuple $(2, 1, 3)$ is reached instead. This could be verified by using part (A) in the definition of δ in Section 2.2. The same problem exists for the synchronization of event α . In conclusion, for each $\sigma \in \Sigma$, it cannot be synchronized as usual.

The main idea to resolve the above two difficulties is to 1) add labels to tick transitions and event transitions in the activity automaton to reflect, respectively, the status of enablement of events and the effect of event transitions on the enablement of events, and 2) split and add labels to tick transitions and event transitions in the timer automata to reflect the effects of different transitions⁷.

Before we provide the detailed transformation procedure, we shall give the following example to illustrate the transformation of the activity automaton.

Example 4 Consider the activity automaton shown in Fig. 1. The transformed activity automaton is shown in Fig. 5.

Let $\Sigma_{act} = \{\sigma_1, \sigma_2, \dots, \sigma_n\}$. The transformation can then be summarized as follows:

[Computing Transformed Activity Automaton]: Given G_{act} (before adding the self-loops), we perform the following operations.

- (1) For each state $a \in A$ in G_{act} , add a self-loop labeled by $(t, ph_1, ph_2, \dots, ph_n)$, where ph_i is a place holder that is to be replaced by $\sigma_i!$ if σ_i is defined at state a , and replaced by $\neg\sigma_i!$ if σ_i is not defined at state a .

⁷ Here, event transitions refer to those transitions labeled by events in Σ_{act} .

- (2) For each transition (a, σ, a') , where $\sigma \in \Sigma_{act}$, replace it with the transition $(a, (\sigma, ph'_1, ph'_2, \dots, ph'_n), a')$, i.e., add the label $(ph'_1, ph'_2, \dots, ph'_n)$ to σ in the transition (a, σ, a') . Here, ph'_i is a place holder that is to be replaced by $E\sigma_i$ if σ_i is defined at state a' , and replaced by $D\sigma_i$ if σ_i is not defined at state a' .

Intuitively, the meaning of $(t, \alpha!, \neg\beta!)$ at state $0 \in A$ is that α is enabled and β is disabled at state $0 \in A$. The meaning of the transition $(0, (\alpha, D\alpha, E\beta), 1)$ is that after firing event α at state 0, α is disabled and β is enabled (in the next state). The other cases can be explained in a similar way.

We shall use the next example to illustrate the transformation procedure for the timer automata.

Example 5 For the timer automata shown in Fig. 3, the transformed timer automata are shown in Fig. 6.

The transformation can be summarized as follows:
[Computing Transformed Timer Automaton]:
 Given G_σ (before adding the self-loops), we perform the following operations. Recall that

$$t_{\sigma 0} := \begin{cases} T(\sigma).r & \text{if } \sigma \in \Sigma_{spe} \\ T(\sigma).l & \text{if } \sigma \in \Sigma_{rem} \end{cases}$$

is the initial state of G_σ .

- (1) For each state $i \in Q_\sigma$ and each event $\sigma' \in \Sigma_{act}$ other than σ , add the transition $(i, (\sigma', E\sigma), i)$, i.e., add a self-loop labeled by $(\sigma', E\sigma)$, and add the transition $(i, (\sigma', D\sigma), t_{\sigma 0})$.
- (2) For each transition $(i, (\sigma, E\sigma), t_{\sigma 0})$, replace it with the two transitions $(i, (\sigma, E\sigma), t_{\sigma 0})$ and $(i, (\sigma, D\sigma), t_{\sigma 0})$.
- (3) For each transition labeled by t , replace the label with $(t, \sigma!)$.
- (4) For the initial state $t_{\sigma 0} \in Q_\sigma$, add the transition $(t_{\sigma 0}, (t, \neg\sigma!), t_{\sigma 0})$, i.e., add a self-loop labeled by $(t, \neg\sigma!)$.

Intuitively, labels are added to reflect the effects of different transitions to the timer value for each timer automaton. In the above procedure, we split tick transitions and event transitions for exactly that purpose.

3.3 Step 3: Generalized Synchronous Product

Up to now, we have completed the transformation of the activity automaton and the timer automata. It is straightforward to define a generalized synchronous product operation that combines the transformed activity automaton and the transformed timer automata. The synchronization constructs are shown in the following.

- (1) The event $(t, ph_1, ph_2, \dots, ph_n)$ in the transformed activity automaton can be synchronized with the

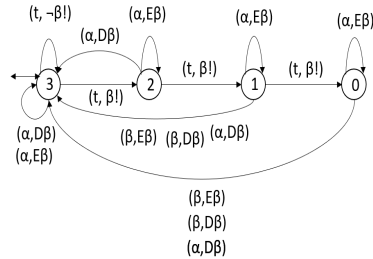
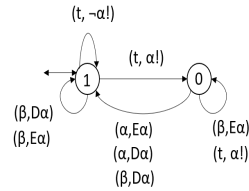


Fig. 6. The timer automata after transformation

event (t, ph_i) in the transformed timer automaton for σ_i , for $i \in [1, n]$, where ph_i is a place holder for $\sigma_i!$ or $\neg\sigma_i!$; after the synchronization, the label is event t .

- (2) The event $(\sigma, ph'_1, ph'_2, \dots, ph'_n)$ in the transformed activity automaton, where $\sigma \in \Sigma_{act}$, can be synchronized with the event (σ, ph'_i) in the transformed timer automaton for σ_i , for $i \in [1, n]$, where ph'_i is a place holder for $E\sigma_i$ or $D\sigma_i$; after the synchronization, the label is event σ .

Example 6 For example, consider the state tuple $(0, 1, 3)$ in the parallel execution of the transformed activity automaton in Fig. 5 and the transformed timer automata in Fig. 6. At state tuple $(0, 1, 3)$, the events $(t, \alpha!, \neg\beta!)$, $(t, \alpha!)$ and $(t, \neg\beta!)$ can be synchronized and state tuple $(0, 0, 3)$ is reached; the resulting event label is t . Thus, we know that $((0, 1, 3), t, (0, 0, 3))$ is a transition in the generalized synchronous product of the transformed activity automaton and the transformed timer automata. This is in agreement with the definition of the partial transition function δ in Section 2.2. The remaining cases can also be easily verified.

Let G_{act}^T denote the transformed activity automaton and G_σ^T the transformed timer automaton for $\sigma \in \Sigma_{act}$. If we use \parallel to denote the generalized synchronous product operation, then $G_{act}^T \parallel (\parallel_{\sigma \in \Sigma_{act}} G_\sigma^T)$ can be constructed using the above synchronization construct.

3.4 Correctness Proof

In this subsection, we shall show that the automaton constructed using the generalized synchronous product operation is exactly the same as the sequential construction provided in [3]. This is given in Theorem 1. To prove Theorem 1, we need the following “non-reachability” proposition.

Proposition 1 Let $\{\sigma_1, \sigma_2, \dots, \sigma_n\}$ be an enumeration of Σ_{act} . A state $(a', (t'_\sigma)_{\sigma \in \Sigma_{act}})$ is not reachable in G if there is some $\sigma_i \in \Sigma_{act}$ such that $\neg \delta_{act}(a', \sigma_i)!$ and $t'_{\sigma_i} \neq t_{\sigma_i,0}$.

Proof: Let $(a', (t'_\sigma)_{\sigma \in \Sigma_{act}}) \in Q$ be any state in G . Suppose there is some $\sigma_i \in \Sigma_{act}$ such that $\neg \delta_{act}(a', \sigma_i)!$ and $t'_{\sigma_i} \neq t_{\sigma_i,0}$. Clearly, $(a', (t'_\sigma)_{\sigma \in \Sigma_{act}})$ cannot be the initial state q_0 of G . We now show that there cannot be a transition that leads into $(a', (t'_\sigma)_{\sigma \in \Sigma_{act}})$ from a predecessor $(a, (t_\sigma)_{\sigma \in \Sigma_{act}})$. This is straightforward from the definition of δ in Section 2.2. Indeed, suppose there is a transition that leads into $(a', (t'_\sigma)_{\sigma \in \Sigma_{act}})$ from some predecessor $(a, (t_\sigma)_{\sigma \in \Sigma_{act}})$. Then, this results in a contradiction with the definition of δ in that $\neg \delta_{act}(a', \sigma_i)!$ implies $t'_{\sigma_i} = t_{\sigma_i,0}$, no matter whether the event label is $\sigma \in \Sigma_{rem}$, $\sigma \in \Sigma_{spe}$ or tick event t and no matter whether $\sigma_i = \sigma$ holds or not. \square

Theorem 1 The semantics⁸ G of the tuple (G_{act}, T) is equal to $G_{act}^T \parallel (\parallel_{\sigma \in \Sigma_{act}} G_\sigma^T)$.

Proof: From the definitions of G and $G_{act}^T \parallel (\parallel_{\sigma \in \Sigma_{act}} G_\sigma^T)$, it is apparent that we only need to verify $\delta = \delta^T$, where δ^T is the partial transition function of $G_{act}^T \parallel (\parallel_{\sigma \in \Sigma_{act}} G_\sigma^T)$, since it is easy to check that the remaining four tuples are exactly the same. Let $q = (a, (t_\sigma)_{\sigma \in \Sigma_{act}})$ and let $q' = (a', (t'_\sigma)_{\sigma \in \Sigma_{act}})$. Let $\{\sigma_1, \sigma_2, \dots, \sigma_n\}$ be an enumeration of Σ_{act} . We analyze the following cases:

- (1) Let $\sigma \in \Sigma_{spe} \subseteq \Sigma_{act}$. Suppose $\delta^T(q, \sigma) = q'$. Then, according to the synchronization constructs, we have that
 - i) $(a, (\sigma, ph'_1, ph'_2, \dots, ph'_n), a')$ is a transition in G_{act}^T , for some place holders $ph'_1, ph'_2, \dots, ph'_n$, where ph'_i is to be replaced by $E\sigma_i$ if $\delta_{act}(a', \sigma_i)!$, and replaced by $D\sigma_i$ if $\neg \delta_{act}(a', \sigma_i)!$.
 - ii) $(t_{\sigma_i}, (\sigma, ph'_i), t'_{\sigma_i})$ is a transition in $G_{\sigma_i}^T$, for each $i \in [1, n]$.
 From i), we conclude (a, σ, a') is a transition in G_{act} , according to the construction of G_{act}^T . Thus, we have $\delta_{act}(a, \sigma)!$ and, furthermore, $\delta_{act}(a, \sigma) = a'$.
 From ii), we perform the analysis based on whether $\sigma_i = \sigma$ holds. For the transformed timer automaton $G_{\sigma_i}^T$ where $\sigma_i = \sigma$, according to the construction of $G_{\sigma_i}^T$, the firing of event (σ, ph'_i) in $G_{\sigma_i}^T = G_\sigma^T$ will reset the timer, i.e., $t'_{\sigma_i} = t_{\sigma_i,0}$, irrespective of the value of ph'_i ; moreover, since $\sigma \in \Sigma_{spe}$, we have that $t_{\sigma_i} = t_\sigma \in [0, T(\sigma).r - T(\sigma).l]$ from the definition of δ_σ for the timer automaton G_σ . For the transformed timer automaton $G_{\sigma_i}^T$ where $\sigma_i \neq \sigma$, according to the construction of $G_{\sigma_i}^T$, the firing of event (σ, ph'_i) in $G_{\sigma_i}^T$ will form a self-loop (with $t'_{\sigma_i} = t_{\sigma_i}$) if $ph'_i = E\sigma_i$;

⁸ The reader is referred to Section 2.2 for the semantics G of the tuple (G_{act}, T) . We shall restrict our attention to the reachable parts of G and $G_{act}^T \parallel (\parallel_{\sigma \in \Sigma_{act}} G_\sigma^T)$, when comparing their partial transition functions.

the firing of (σ, ph'_i) in $G_{\sigma_i}^T$ will reset the timer, i.e., $t'_{\sigma_i} = t_{\sigma_i,0}$, if $ph'_i = D\sigma_i$. By the definition of ph'_i , we have $ph'_i = E\sigma_i$ iff $\delta_{act}(a', \sigma_i)!$. Thus, from the above, we can conclude that $\delta^T(q, \sigma) = q'$ implies A).

Suppose A) holds. We need to show $\delta^T(q, \sigma) = q'$, where $q = (a, (t_\sigma)_{\sigma \in \Sigma_{act}})$ and $q' = (a', (t'_\sigma)_{\sigma \in \Sigma_{act}})$. Since $a' = \delta_{act}(a, \sigma)$, we have that $(a, (\sigma, ph'_1, ph'_2, \dots, ph'_n), a')$ is a transition in G_{act}^T (ph'_i is a place holder that is to be replaced by $E\sigma_i$ if $\delta_{act}(a', \sigma_i)!$, and replaced by $D\sigma_i$ if $\neg \delta_{act}(a', \sigma_i)!$), according to the construction of G_{act}^T . For the transformed timer automaton $G_{\sigma_i}^T$ where $\sigma_i = \sigma$, we have that $(t_{\sigma_i}, (\sigma, ph'_i), t_{\sigma_i,0})$ is a transition in $G_{\sigma_i}^T = G_\sigma^T$, according to the construction of $G_{\sigma_i}^T$, since $0 \leq t_{\sigma_i} \leq T(\sigma).r - T(\sigma).l$. That is, $(t_{\sigma_i}, (\sigma, ph'_i), t_{\sigma_i,0})$ is a transition in $G_{\sigma_i}^T = G_\sigma^T$, since $t'_{\sigma_i} = t_{\sigma_i,0}$ by the supposition. For the transformed timer automaton $G_{\sigma_i}^T$ where $\sigma_i \neq \sigma$, if $\delta_{act}(a', \sigma_i)!$, then $ph'_i = E\sigma_i$ and $(t_{\sigma_i}, (\sigma, ph'_i), t_{\sigma_i})$ forms a self-loop in $G_{\sigma_i}^T$, according to the construction of $G_{\sigma_i}^T$; if $\neg \delta_{act}(a', \sigma_i)!$, then $ph'_i = D\sigma_i$ and $(t_{\sigma_i}, (\sigma, ph'_i), t_{\sigma_i,0})$ is a transition in $G_{\sigma_i}^T$, according to the construction of $G_{\sigma_i}^T$. In any case, we have that $(t_{\sigma_i}, (\sigma, ph'_i), t'_{\sigma_i})$ is a transition in $G_{\sigma_i}^T$ where $\sigma_i \neq \sigma$, by the supposition. According to the synchronization constructs, we then know that $\delta^T(q, \sigma) = q'$. Thus, we conclude that A) implies $\delta^T(q, \sigma) = q'$.

From the above, we then conclude that for any $\sigma \in \Sigma_{spe}$, $\delta^T(q, \sigma) = q'$ if and only if A) holds.

- (2) The analysis for the case when $\sigma \in \Sigma_{rem}$ is quite⁹ similar and thus omitted here. We conclude that for any $\sigma \in \Sigma_{rem}$, $\delta^T(q, \sigma) = q'$ if and only if B) holds.
- (3) Suppose $\delta^T(q, t) = q'$. Then, according to the synchronization constructs, we have that
 - (a) $(a, (t, ph_1, ph_2, \dots, ph_n), a')$ is a transition in G_{act}^T for some place holders ph_1, ph_2, \dots, ph_n , where ph_i is to be replaced by $\sigma_i!$ if $\delta_{act}(a, \sigma_i)!$, and replaced by $\neg \sigma_i!$ if $\neg \delta_{act}(a, \sigma_i)!$.
 - (b) $(t_{\sigma_i}, (t, ph_i), t'_{\sigma_i})$ is a transition in $G_{\sigma_i}^T$, for each $i \in [1, n]$.

Then, we have that (a, t, a') is a transition in G_{act} , according to the construction of G_{act}^T ; we then conclude that $a' = a$ since (a, t, a') can only be a self-loop in G_{act} . From (b), we perform the case analysis based on whether $\sigma_i \in \Sigma_{spe}$ or $\sigma_i \in \Sigma_{rem}$.

Let $\sigma_i \in \Sigma_{spe}$. Suppose $\delta_{act}(a, \sigma_i)!$. Then, $ph_i = \sigma_i!$. We conclude that $t_{\sigma_i} > 0$, since $(t, \sigma_i!)$ is only not defined at state $t_{\sigma_i} = 0$ in $G_{\sigma_i}^T$; in this situation, we have that $t'_{\sigma_i} = t_{\sigma_i} - 1$, according to the construction of the transformed timer automaton $G_{\sigma_i}^T$. Suppose, on the other hand, that $\neg \delta_{act}(a, \sigma_i)!$. Then, $ph_i = \neg \sigma_i!$. We conclude that $t'_{\sigma_i} = t_{\sigma_i} = t_{\sigma_i,0}$, since $(t, \neg \sigma_i!)$ is only defined at $t_{\sigma_i,0}$ in $G_{\sigma_i}^T$ and leads to a self-loop.

⁹ The only minor difference is that in G_σ , where $\sigma \in \Sigma_{rem}$, σ is defined at state $t_\sigma = 0$; in G_σ , where $\sigma \in \Sigma_{spe}$, σ is defined at state $t_\sigma \in [0, T(\sigma).r - T(\sigma).l]$.

Let $\sigma_i \in \Sigma_{rem}$. Suppose $\delta_{act}(a, \sigma_i)!$. Then, $ph_i = \sigma_i!$. If $t_{\sigma_i} > 0$, then we have $t'_{\sigma_i} = t_{\sigma_i} - 1$, according to the construction of the transformed timer automaton $G_{\sigma_i}^T$; if $t_{\sigma_i} = 0$, then $(t_{\sigma_i}, (t, ph_i), t'_{\sigma_i})$ is a self-loop in $G_{\sigma_i}^T$ and thus $t'_{\sigma_i} = t_{\sigma_i} = 0$, according to the construction of the transformed timer automaton $G_{\sigma_i}^T$. Suppose $\neg\delta_{act}(a, \sigma_i)!$, then $ph_i = \neg\sigma_i!$. We conclude that $t'_{\sigma_i} = t_{\sigma_i} = t_{\sigma_i}0$, since $(t, \neg\sigma_i!)$ is only defined at $t_{\sigma_i}0$ in $G_{\sigma_i}^T$ and leads to a self-loop.

We conclude that $\delta^T(q, t) = q'$ implies C) holds.

On the other hand, suppose that C) holds. Recall that $q = (a, (t_{\sigma})_{\sigma \in \Sigma_{act}})$ and $q' = (a', (t'_{\sigma})_{\sigma \in \Sigma_{act}})$. Clearly, $(a, (t, ph_1, ph_2, \dots, ph_n), a)$ is a self-loop in G_{act}^T , where ph_i is a place holder that is to be replaced by $\sigma_i!$ if σ_i is defined at state a in G_{act} , and replaced by $\neg\sigma_i!$ if σ_i is not defined at state a in G_{act} . We shall only show that $(t_{\sigma_i}, (t, ph_i), t'_{\sigma_i})$ is a transition of the transformed timer automaton $G_{\sigma_i}^T$, for each $i \in [1, n]$. Then, it follows from the synchronization constructs that $\delta^T(q, t) = q'$, since $a' = a$. We perform the case analysis based on whether $\sigma_i \in \Sigma_{spe}$ or $\sigma_i \in \Sigma_{rem}$.

Let $\sigma_i \in \Sigma_{spe}$. Suppose $\delta_{act}(a, \sigma_i)!$. Then, by definition, we have $ph_i = \sigma_i!$. By the supposition, we have $t_{\sigma_i} > 0$ and $t'_{\sigma_i} = t_{\sigma_i} - 1$. According to the construction of $G_{\sigma_i}^T$, we conclude that $(t_{\sigma_i}, (t, ph_i), t'_{\sigma_i})$ is indeed a transition of the transformed timer automaton $G_{\sigma_i}^T$. Suppose $\neg\delta_{act}(a, \sigma_i)!$. Then, $ph_i = \neg\sigma_i!$. Since we only consider the reachable part of G , we have that q is reachable in G . By Proposition 1, we must have that $t_{\sigma_i} = t_{\sigma_i}0$. By the supposition, we have $t'_{\sigma_i} = t_{\sigma_i}0$. Thus, according to the construction of $G_{\sigma_i}^T$, we conclude that $(t_{\sigma_i}, (t, ph_i), t'_{\sigma_i})$ is indeed a transition of the transformed timer automaton $G_{\sigma_i}^T$. Thus, in any case, $(t_{\sigma_i}, (t, ph_i), t'_{\sigma_i})$ is a transition of $G_{\sigma_i}^T$ for $\sigma_i \in \Sigma_{spec}$.

Let $\sigma_i \in \Sigma_{rem}$. Suppose $\delta_{act}(a, \sigma_i)!$ and $t_{\sigma_i} > 0$. Then, by definition, $ph_i = \sigma_i!$ and, by the supposition, $t'_{\sigma_i} = t_{\sigma_i} - 1$. Thus, according to the construction of the transformed timer automaton $G_{\sigma_i}^T$, we conclude that $(t_{\sigma_i}, (t, ph_i), t'_{\sigma_i})$ is indeed a transition of $G_{\sigma_i}^T$. Suppose $\delta_{act}(a, \sigma_i)!$ and $t_{\sigma_i} = 0$. Then, $ph_i = \sigma_i!$ and, by the supposition, $t'_{\sigma_i} = 0$. According to the construction of the transformed timer automaton $G_{\sigma_i}^T$, we conclude that $(t_{\sigma_i}, (t, ph_i), t'_{\sigma_i})$ is indeed a transition of $G_{\sigma_i}^T$. Finally, suppose $\neg\delta_{act}(a, \sigma_i)!$. Then, $ph_i = \neg\sigma_i!$ and, by the supposition, $t'_{\sigma_i} = t_{\sigma_i}0$. Since q is reachable in G , we conclude that $t_{\sigma_i} = t_{\sigma_i}0$ by Proposition 1. According to the construction of the transformed timer automaton $G_{\sigma_i}^T$, we conclude that $(t_{\sigma_i}, (t, ph_i), t'_{\sigma_i})$ is indeed a transition of $G_{\sigma_i}^T$. Thus, in any case, $(t_{\sigma_i}, (t, ph_i), t'_{\sigma_i})$ is a transition of $G_{\sigma_i}^T$ for $\sigma_i \in \Sigma_{rem}$.

Then, we have that C) implies $\delta^T(q, t) = q'$.

From the above, we conclude that $\delta^T(q, t) = q'$ if and only if C) holds.

From the above analysis, we conclude that $\delta = \delta^T$. The proof is done. \square

Remark 1 *The worst case complexity for the construction of G_{act}^T ($\|\Sigma_{act}\| \prod_{\sigma \in \Sigma_{act}} |G_{\sigma}^T|$) is the same as that for the construction of G (by using the definition of δ) in Section 2.2, which is bounded by $\mathcal{O}(|\Sigma_{act}| |A| \prod_{\sigma \in \Sigma_{act}} |T_{\sigma}|)$. Nevertheless, we believe that the presentation of a TDES as a generalized synchronous product is conceptually clearer, apart from the advantage in the structuring of the TSTS.*

4 Conclusion and Future Work

In this work, we have shown that TDES are synchronous product structures, thus resolving a problem from [3] that has been open for the past 25 years. Moreover, the technique presented in this work opens up some new directions for future research. As an application, based on the model transformation developed in this work, it is not difficult to come up with a minimal extension of the synchronization constructs that will support a more efficient structuring of timed state-tree structures involving multiple activity automata; further results will be presented in our future work.

5 Acknowledgment

This work is supported by the Natural Sciences and Engineering Research Council (NSERC) of Canada, Grant #DG_480599, and the ATMRI-CAAS Project on Air Traffic Flow Management with the project reference number ATMRI:2014- R7-SU.

References

- [1] Y. Brave, M. Heymann. "Formulation and control of real time discrete event processes", IEEE Conference on Decision and Control, pp. 1131-1132, 1988.
- [2] J. S. Ostroff. "A framework for real-time discrete-event control", IEEE Transactions on Automatic Control, 35(4): 386-397, 1990.
- [3] B. A. Brandin, W. M. Wonham. "Supervisory control of timed discrete-event systems", IEEE Transactions on Automatic Control, 39(2): 329-342, 1994.
- [4] H. Wong-Toi, G. Hoffmann. "The control of dense real-time discrete event systems", Proceedings of the 30th IEEE Conference on Decision and Control, 1527-1528, 1991.
- [5] G. Schafaschek, M. H. de Queiroz, J. E. R. Cury. "Local modular supervisory control of timed discrete-event systems", IEEE Transactions on Automatic Control, 62(2): 934-940, 2017.
- [6] Ali Saadatpoor. *Timed state tree structures: supervisory control and fault diagnosis*, PhD Thesis, University of Toronto, Toronto, Canada, 2009.
- [7] R. Zhang, K. Cai, Y. Gan, Z. Wang, W. M. Wonham. "Supervision localization of timed discrete-event systems", Automatica, 49(9): 2786-2794, 2013.

- [8] K. Cai, R. Zhang, W.M. Wonham. “Relative observability and coobservability of timed discrete-event systems”, *IEEE Transactions on Automatic Control*, 61(11): 3382-3395, 2016.
- [9] R. Zhang, K. Cai, Y. Gan, W.M. Wonham. “Delay-robustness in distributed control of timed discrete-event systems based on supervisor localization”, *International Journal of Control*, 89(10): 2055-2072, 2016.
- [10] C. Ma, W. M. Wonham. *Nonblocking supervisory control of state tree structures*, Springer, 2004.
- [11] W. M. Wonham, K. Cai. *Supervisory control of discrete-event systems*, Systems Control Group, Dept. of ECE, University of Toronto, Toronto, Canada, 2017.