

Recurrent Capsule Network for Relations Extraction: A Practical Application to the Severity Classification of Coronary Artery Disease

Qi Wang, Jiahui Qiu, Yangming Zhou*, Tong Ruan*, Daqi Gao and Ju Gao

Abstract—Coronary artery disease (CAD) is one of the leading causes of cardiovascular disease deaths. CAD condition progresses rapidly, if not diagnosed and treated at an early stage may eventually lead to an irreversible state of the heart muscle death. Invasive coronary arteriography is the gold standard technique for CAD diagnosis. Coronary arteriography texts describe which part has stenosis and how much stenosis is in details. It is crucial to conduct the severity classification of CAD. In this paper, we propose a recurrent capsule network (RCN) to extract semantic relations between clinical named entities in Chinese coronary arteriography texts, through which we can automatically find out the maximal stenosis for each lumen to inference how severe CAD is according to the improved method of Gensini. Experimental results on the corpus collected from Shanghai Shuguang Hospital show that our proposed RCN model achieves a F₁-score of 0.9641 in relation extraction, which outperforms the baseline methods.

Index Terms—Recurrent capsule network, relation extraction, severity classification, electronic health records, coronary artery disease

I. INTRODUCTION

A large amount of electronic health records (EHRs) data has been accumulated since the wide use of medical information systems in China. However, most of these records are written in natural language, which cannot be processed by computers directly. For example, coronary arteriography is the gold standard technique for the diagnosis of coronary artery disease (CAD). However, after writing the results of coronary angiography on EHRs, doctors have to classify the severity of CAD manually based on the coronary angiography results, according to the method of Gensini [1], [2]. Since coronary arteriography texts describes which part has stenosis and how much stenosis is in details, if we can extract the relations between clinical named entities in coronary arteriography texts, we can automatically find out the maximal stenosis for each lumen, and inference how severe CAD is under the guide of the method of Gensini. Thus, one of the key issues to conduct the severity classification of CAD is relation extraction, i.e., extract the relations between clinical named entities in coronary arteriography texts.

Fig. 1 shows an illustrative example of relation extraction in the sentence “左主干开口70-80%狭窄，左前降



Fig. 1. An illustrative example of relation extraction.

支、左回旋支未见明显狭窄” (70-80% of the left main coronary artery opening has stenosis, and obvious stenosis is not seen in the left anterior descending branch and the left circumflex coronary artery), in which the relations <左主干, r:modifier(e1,e2), 狭窄> (<left main coronary artery, r:modifier(e1,e2), stenosis>), <70-80%, r:percentage(e2,e1), 狭窄> (<70-80%, r:percentage(e2,e1), stenosis>), <左前降支, r:modifier(e1,e2), 狭窄> (<left anterior descending branch, r:modifier(e1,e2), stenosis>), <左回旋支, r:modifier(e1,e2), 狭窄> (<left circumflex coronary artery, r:modifier(e1,e2), stenosis>) and <未见, r:negative(e2,e1), 狭窄> (<not seen, r:negative(e2,e1), stenosis>) should be extracted. The relation extraction task is full of challenges due to the following reasons: (1) Different modifiers may share the same lumen, and different lumina may share the same modifiers. It denotes long-term dependency in a coronary arteriography sentence. (2) The same sentence can be expressed in different ways, such that “70%狭窄” and “狭窄70%” express the same meaning (i.e. 70% of sth. has stenosis).

A number of methods have been proposed for the relation extraction task. These methods are usually based on supervised methods or semi-supervised methods via deep neural networks, such as convolutional neural networks (CNNs) [3]–[5] and recurrent neural networks (RNNs) [6]–[8]. However, these existing methods all use only a neuron (i.e. scalar) to represent the classification probability via a sigmoid function or a softmax function, which limit the expressive ability of neural networks.

In this paper, we propose an effective method for automatic severity classification of CAD from EHRs, and especially a novel recurrent capsule network (RCN) model is developed to extract entity relations. Specifically, after clinical named entity recognition (CNER), words and their corresponding entity type features are first transferred into embeddings vectors, then fed into a recurrent layer to capture high-level features. Finally, a capsule layer is used for relation classification, where the length of the capsules (i.e. vectors) is used to represent the probability that the corresponding relation exists, and different orientation of a capsule can represent different cases under the

Q. Wang, J. Qiu, Y. Zhou, T. Ruan and D. Gao are with the Department of Computer Science and Engineering, East China University of Science and Technology, 200237 Shanghai, China (e-mails: dsx4602@163.com, admin@qiujiiahui.com, {ymzhou,ruantong,gaodaqi}@ecust.edu.cn). Y. Zhou and T. Ruan are corresponding authors. J. Gao is with the Shanghai Shuguang Hospital, 200021 Shanghai, China (e-mail: gaoju@smmail.cn).

relation, so the model can achieve a stronger expressive ability. Extensive experimental results on the coronary arteriography texts collected from Shanghai Shuguang Hospital show that our proposed RCN model obtains the best performance compared with baseline methods.

The contributions of this paper can be summarized as follows.

- We present an effective method for the automatic severity classification of CAD from EHRs. A recurrent capsule network model is first proposed for solving NLP tasks. More specifically, we use it to extract semantic relations between clinical named entities in Chinese texts.
- We conduct extensive experiments on the coronary arteriography texts collected from Shanghai Shuguang Hospital. Experimental results demonstrate that our recurrent capsule network model outperforms the baseline methods.

The rest of the paper is organized as follows. In Section II, we briefly review the related work on relation extraction. In Section III, we present an effective method for the automatic severity classification of CAD. We report the computational results in Section V. Section VI is devoted to experimental analysis and some discussions. Finally, conclusions and further works are given in Section VII.

II. RELATED WORKS

Due to its practical significance, relation extraction has attracted considerable research effort in the last decades and a lot of methods have been proposed in the literature. The existing methods can be roughly classified into three categories, namely supervised methods, semi-supervised methods and joint extraction methods.

Traditionally, *supervised methods* see the relation extraction task as a relation classification problem, and utilize statistical machine learning methods to address it [9]–[11]. Typical methods are support vector machines (SVMs) [12], [13]. However, these statistical methods rely on pre-dened features, which makes their development costly. What’s more, feature engineering, i.e. finding the best set of features for classification, is more of an art than a science, incurring extensive trial-and-error experiments. Lately, with the popularity of deep learning, most focus has shifted towards deep neural networks. Deep learning method is an end-to-end solution, which can learn features from a training set automatically, so it is not necessary to deign hand-crafted features, and biomedical knowledge resources are also not prerequisite. Socher et al. [14] employed a recursive neural network model that learns compositional vector representations for phrases and sentences of arbitrary syntactic type and length. Zeng et al. [3] and Nguyen and Grishman [4] utilized the convolutional neural networks (CNNs) to extract lexical and sentence level features. Zhang and Wang [6] used a bidirectional recurrent neural network (Bi-RNN) with max-pooling to classify relations. Zhou et al. [7] exploited an attention-based bidirectional long short-term memory (Bi-LSTM) network for relation classification. Xu et al. [8] classified relations via LSTM networks along shortest dependency paths. Raj et al. [15] utilized a convolutional recurrent neural network (CRNN)

architecture that combines RNNs and CNNs in sequence. They also evaluated an attention-based pooling technique compared with conventional max-pooling strategies.

Compared to supervised methods which requires lots of annotated corpora as training data, *semi-supervised methods*, also known as distant supervision, automatically annotate training data through existing knowledge bases. This type of methods assumes that if two entities have a relation in a known knowledge base, any sentence that contain those two entities might express that relation. Thus, in this method, an already existing knowledge base is heuristically aligned to texts, and the alignment results are treated as labeled data. However, a sentence that mentions two entities does not always express their relation in a knowledge base. That means any individual labeled sentence may give an incorrect cue, so how to address the wrong label problem is the key to distant supervision. Early works [16]–[19] applied supervised models to elaborately designed features when obtained the labeled data through distant supervision. With the popularity of deep learning, Zeng et al. [5] employed piecewise CNNs with multi-instance learning for distant supervision. Lin et al. [20] and Ji et al. [20] introduced sentence-Level attention into CNNs to dynamically reduce the weights of the noisy instances.

The above two categories are pipeline methods which require to firstly recognize named entities then classify relations. Besides these two categories, some other methods tried to jointly extract entity and relation via graphical models [21], table representation [22], semi-Markov chains [23] and deep neural networks [24], [25]. We treat these methods as the third category, i.e., the *joint extraction methods*.

In this paper, we propose a recurrent capsule network (RCN) model to extract semantic relations between clinical named entities in Chinese texts. For the three categories of methods mentioned above, our proposed RCN model falls the first category, i.e., supervised methods.

III. SEVERITY CLASSIFICATION OF CAD

A. Framework

Given a coronary arteriography text, the whole diagram of the severity classification of CAD is shown in Fig. 2. Clinical named entities are first recognized and then relation extraction is made between the recognized entities. Finally, a severity score of CAD is determined for each patient based on the extracted relations according to the improved method of Gensini [1]. Note that duo to the great challenges of extracting relations between clinical named entities, in this paper we focus on the relation extraction and propose a recurrent capsule network (RCN) model to solve it (see Section IV for details).

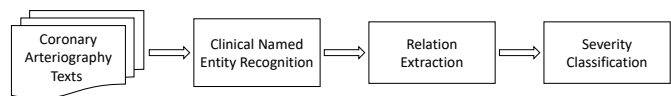


Fig. 2. Diagram of the severity classification of CAD.

B. Clinical named entity recognition

Given a coronary arteriography text, we need to recognize some clinical named entities. These entities can be classified into following five categories.

- **Lumen:** An entity that represents a body part of coronary arteries, such as “左主干” (left main coronary artery), “左前降支” (left anterior descending branch) and “左回旋支” (left circumflex coronary artery).
- **Modifier:** An entity which modifies a lumen, such as “正常” (normal), “狭窄” (stenosis), and “闭塞” (occlusion).
- **Negative:** An entity that indicates something does not exist, such as “无” (no), “未” (not), and “未见” (unseen).
- **Position:** An entity that indicates the place where stenosis is located, such as “近段” (proximal segment), “中段” (middle segment), and “远段” (distal segment).
- **Percentage:** An entity that indicates the severity of stenosis, such as “60%”, “70%”, and “90%”.

Many works have focused on the clinical named entity recognition (CNER) tasks and most of them formulate the task as a sequence labeling problem, employing various machine learning algorithms to address it [26]–[28]. In our previous work [29], we also propose a CNER model which combines data-driven deep learning approaches and knowledge-driven dictionary approaches. As to this task, due to the limited entities, here we simply utilize string matching and regular matching methods for entity recognition.

C. Relation extraction

Relation extraction is the task of finding semantic relations between pairs of entities, including modified relations, negative relations, percentage relations and position relations. It can be regarded as a multi-classification problem with two directions and an undirected no-relation class. In this paper, we propose a novel recurrent capsule network (RCN) model for relation extraction. We present the proposed RCN model in Section IV.

D. Severity classification

Once relation extraction is finished, for each patient, a severity score of CAD is determined based on the extracted relations by using the improved method of Gensini [1]. The scores of the right and left coronary arteries are required to be obtained respectively. In all cases the angiography texts showing the most severe stenosis of each lumen is selected for grading:

$$score_i = \begin{cases} 1 & 1\% \leq diameter_i \leq 49\% \\ 2 & 50\% \leq diameter_i \leq 74\% \\ 3 & 75\% \leq diameter_i \leq 99\% \\ 4 & diameter_i = 100\% \end{cases} \quad (1)$$

where $score_i$ is the score of the i -th lumen and $diameter_i$ is the minimum luminal diameter of the i -th lumen. That is, lesions of 1% to 49% of luminal diameter are given a score of 1, those of 50% to 74% a score of 2, those of 75% to 99% a score of 3, those of 100% (i.e. occlusion) a score of 4. Finally, for each patient, a total coronary score to reflect the extent of

CAD is determined by calculating the sum of the scores for each lesion:

$$score = \sum_i score_i \quad (2)$$

We further classify the severity of CAD into three levels via the total coronary score, namely mild stenosis (between 0 and 7), moderate stenosis (between 8 and 14) and severe stenosis (over 14).

IV. RECURRENT CAPSULE NETWORK

As mentioned above, our proposed method for the severity classification of CAD is composed of three components: clinical named entity recognition, relation extraction and severity classification. Since the clinical named entity recognition and the severity classification can be simply conducted by some predefined rules. Here we focus on the relation extraction, and propose a novel recurrent capsule network (RCN) to extract semantic relations between clinical named entities.

A. Main architecture of RCN

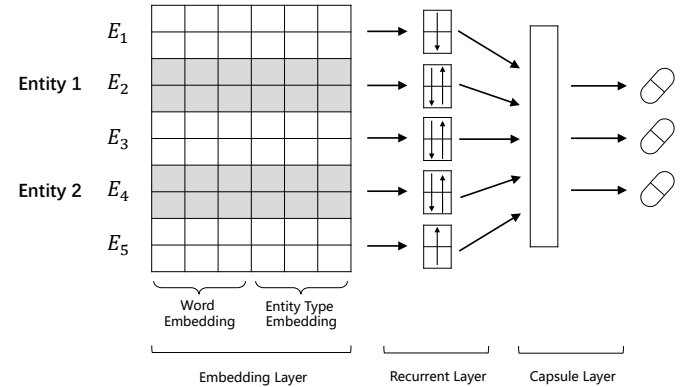


Fig. 3. Main architecture of the recurrent capsule network (take three classification as an example).

As shown in Fig. 3, the network integrates three key components, namely embedding layer, recurrent layer and capsule layer. The Chinese words in a coronary arteriography sentence are firstly represented as distributed embedding vectors through embedding layers, and then fed into the recurrent layers. For the recurrent layer, we employ long short-term memory (LSTM) [30] as the basic recurrent units to capture high-level features. Specifically, since the two entities in the sentence can divide the sentence into five segments (i.e. E_1 , E_2 , E_3 , E_4 and E_5), we employ five LSTMs to handle the five segments, and output five feature vectors, respectively. Finally, an capsule layer is utilized to classify relations, where the lengths of capsules (i.e. vectors) are used to represent the probabilities whether the corresponding relations exists or not, and the orientation of a capsule can represent different cases.

B. Embedding layer

Given a coronary arteriography sentence $X = [x]_1^T$, which is a sequence of T words, the first step is to map discrete language symbols, including the words and their corresponding entity types, to distributed embedding vectors. Formally, we first lookup word embedding $\mathbf{x}'_i \in \mathbb{R}^{d_x}$ from word embedding matrix W_x for each word x_i , where $i \in \{1, 2, \dots, T\}$ indicates x_i is the i -th word in X , and d_x is a hyper-parameter indicating the size of word embedding. We also look up entity type embedding $\mathbf{d}'_i \in \mathbb{R}^{d_d}$ from entity type embedding matrix W_d for each type of the entity which x_i belongs to, where d_d is a hyper-parameter indicating the size of entity type embedding. The final embedding vector is created by concatenating \mathbf{x}'_i and \mathbf{d}'_i as $\mathbf{e}_i = \mathbf{x}'_i \oplus \mathbf{d}'_i$, where \oplus is the concatenation operator.

C. Recurrent layer

The long short-term memory network (LSTM) [30] is a variant of the recurrent neural network (RNN), which incorporates a gated memory-cell to capture long-range dependencies within the data and is able to avoid gradient vanishing/exploding problems caused by standard RNNs.

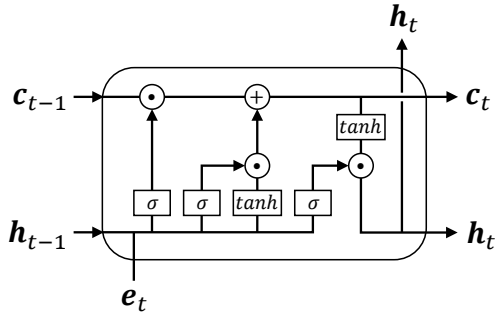


Fig. 4. Illustration of a LSTM cell.

The LSTM cell is illustrated in Fig. 4. For each position t , LSTM computes \mathbf{h}_t with input \mathbf{e}_t and previous state \mathbf{h}_{t-1} , as:

$$\mathbf{i}_t = \sigma(\mathbf{W}_i \mathbf{e}_t + \mathbf{U}_i \mathbf{h}_{t-1} + \mathbf{b}_i) \quad (3)$$

$$\mathbf{f}_t = \sigma(\mathbf{W}_f \mathbf{e}_t + \mathbf{U}_f \mathbf{h}_{t-1} + \mathbf{b}_f) \quad (4)$$

$$\tilde{\mathbf{c}}_t = \tanh(\mathbf{W}_c \mathbf{e}_t + \mathbf{U}_c \mathbf{h}_{t-1} + \mathbf{b}_c) \quad (5)$$

$$\mathbf{c}_t = \mathbf{f}_t \odot \mathbf{c}_{t-1} + \mathbf{i}_t \odot \tilde{\mathbf{c}}_t \quad (6)$$

$$\mathbf{o}_t = \sigma(\mathbf{W}_o \mathbf{e}_t + \mathbf{U}_o \mathbf{h}_{t-1} + \mathbf{b}_o) \quad (7)$$

$$\mathbf{h}_t = \mathbf{o}_t \odot \tanh(\mathbf{c}_t) \quad (8)$$

where \mathbf{h} , \mathbf{i} , \mathbf{f} , $\mathbf{o} \in \mathbb{R}^{d_h}$ are d_h -dimensional hidden state (also called output vector), input gate, forget gate and output gate, respectively; \mathbf{W}_i , \mathbf{W}_f , \mathbf{W}_c , $\mathbf{W}_o \in \mathbb{R}^{4d_h \times d_e}$, \mathbf{U}_i , \mathbf{U}_f , \mathbf{U}_c , $\mathbf{U}_o \in \mathbb{R}^{4d_h \times d_h}$ and \mathbf{b}_i , \mathbf{b}_f , \mathbf{b}_c , $\mathbf{b}_o \in \mathbb{R}^{4d_h}$ are the parameters of the LSTM; σ is the sigmoid function, and \odot denotes element-wise production.

Due to the current state \mathbf{h}_t also take the previous state \mathbf{c}_{t-1} and \mathbf{h}_{t-1} into account, the final state \mathbf{h}_{T_i} can be thought as the representation of the whole segment E_i . However, the hidden state \mathbf{h}_t of LSTM only takes information from past, not considering future information. One solution is to utilize bidirectional LSTM (Bi-LSTM) [31], which incorporate

information from both past and future. Formally, for any given sequence, the network computes both a left, $\overleftarrow{\mathbf{h}}_{T_i}$, and a right, $\overrightarrow{\mathbf{h}}_0$, representations of the sequence context at the final timestep. The representation of the whole segment E_i is created by concatenating them as $\mathbf{h} = \overleftarrow{\mathbf{h}}_{T_i} \oplus \overrightarrow{\mathbf{h}}_0$.

Since the two entities in the sentence can divide the sentence into five segments, we employ five LSTMs to handle the five segments, respectively. Specifically, considering the sentences in coronary arteriography texts may very long, and the farther the distance between the context and an entity is, the less influence the context will have on relation classification, except that Bi-LSTMs are employed for the three middle segments (i.e. E_2 , E_3 and E_4), the left-to-right LSTM is employed for the left-most segment (i.e. E_1), and the right-to-left LSTM is employed for the right-most segment (i.e. E_5). Thus, the closer the context is to an entity, the more likely the context is remembered by the LSTM.

D. Capsule layer

The capsule layer is first proposed in [32] for digit recognition. Different from traditional practice which use only a neuron to represent the classification probability via a sigmoid function or a softmax function, in this paper, a capsule is a group of neurons whose activity vector represents the instantiation parameters of a specific type of relation: The length of the activity vector is used to represent the probability that the corresponding relation exists, and different orientation of the vector can represent different cases under the relation, so the capsule can achieve a stronger expressive ability.

Considering that the length of a capsule is used as the probability of a relation, a non-linear squashing function is used to ensure that short vectors get shrunk to almost zero length and long vectors get shrunk to a length slightly below 1:

$$\mathbf{v}_j = \frac{\|\mathbf{s}_j\|^2 \mathbf{s}_j}{1 + \|\mathbf{s}_j\|^2 \|\mathbf{s}_j\|} \quad (9)$$

where \mathbf{v}_j is the vector output of input capsule \mathbf{s}_j .

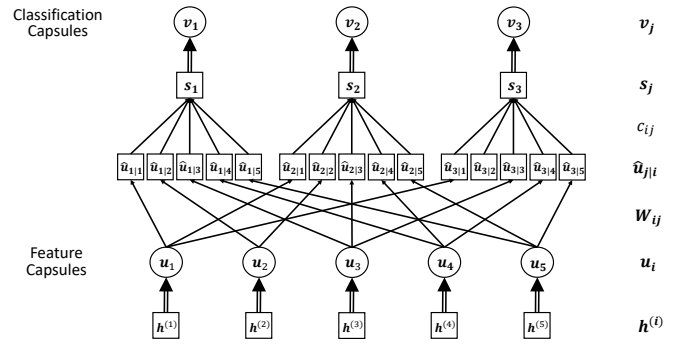


Fig. 5. The capsule layer where the double-line arrows indicate squashing functions (take three classification as an example).

As illustrated in Fig. 5, the total input to a capsule \mathbf{s}_j is a weighted sum over all “prediction vectors” $\hat{\mathbf{u}}_{j|i}$ from the capsules in the layer below and is produced by multiplying

the output \mathbf{u}_i of a capsule in the layer below by a weight matrix \mathbf{W}_{ij} :

$$\mathbf{s}_j = \sum_i c_{ij} \hat{\mathbf{u}}_{j|i} \quad (10)$$

$$\hat{\mathbf{u}}_{j|i} = \mathbf{W}_{ij} \mathbf{u}_i \quad (11)$$

where c_{ij} are coupling coefficients that are determined by an iterative dynamic routing process, the pseudo code of which is provided in Algorithm 1.

Algorithm 1: Pseudo-code of the routing algorithm

Input: vectors $\hat{\mathbf{u}}_{j|i}$, iterative number r
Output: classification capsules \mathbf{v}_j

```

1 for all capsule  $i$  and capsule  $j$  do
2   |  $b_{ij} \leftarrow 0$ ;
3 end
4 for  $r$  iterations do
5   | for all capsules  $i$  do
6     |  $\mathbf{c}_i \leftarrow \text{softmax}(\mathbf{b}_i)$ ;
7   | end
8   | for all capsules  $j$  do
9     |  $\mathbf{s}_j = \sum_i c_{ij} \hat{\mathbf{u}}_{j|i}$ ;
10    |  $\mathbf{v}_j = \text{squash}(\mathbf{s}_j)$ ;
11   | end
12  | for all capsule  $i$  and capsule  $j$  do
13    |  $b_{ij} \leftarrow b_{ij} + \hat{\mathbf{u}}_{j|i} \cdot \mathbf{v}_j$ ;
14  | end
15 end
16 return  $\mathbf{v}_j$ ;

```

In training, a separate margin loss, L_j , for each classification capsule, \mathbf{v}_j , is minimized:

$$L_j = R_j \max(0, m^+ - \|\mathbf{v}_j\|)^2 + \lambda(1-R_j) \max(0, \|\mathbf{v}_j\| - m^-)^2 \quad (12)$$

where $R_j = 1$ iff the relation j exists and $m^+ = 0.9$, $m^- = 0.1$ and $\lambda = 0.5$. The total loss is simply the sum of the losses of all classification capsules.

V. EXPERIMENTAL STUDIES

As to relation extraction, we perform experiments to evaluate the proposed recurrent capsule network.

A. Dataset and evaluation metrics

The dataset consists of coronary arteriography texts collected from Shanghai Shuguang Hospital. Shanghai Shuguang Hospital located in Shanghai, which is one of the highest ranked hospitals in China. After CNER, we asked two students as a group under a doctor’s guidance to manually annotate relations in these sentences. Disagreements between the two annotators were resolved by the doctor. After the annotation, to make the dataset more suitable for our task, we made several refinements as follows.

- 1) We add direction to the relation names, such that “r:percentage” is splitted into two relations

“r:percentage(e1,e2)” and “r:percentage(e2,e1)” except for “no relation”. This leads to six relations in the dataset.

- 2) We calculate the frequency of each relation with two directions separately. To better balance the dataset, 85% “no relation” sentences are discarded.
- 3) We performed standard random splitting, with 70% training and 30% test sets. The statistical characteristics of the dataset are shown in Table I.

TABLE I
STATISTICAL CHARACTERISTICS OF ENGLISH AND CHINESE CORPORA

Relation name	training	test	total
r:modifier(e1,e2)	754	314	1,068
r:negative(e2,e1)	296	110	406
r:position(e1,e2)	257	132	389
r:percentage(e1,e2)	70	30	100
r:percentage(e2,e1)	176	80	256
no relation	1,384	593	1,977
total	2,937	1,259	4,196

To evaluate the methods, we use the standard and widely-used performance metrics [33], [34], i.e., precision, recall and F₁-score.

B. Implementation details

After CNER, Chinese words are first segmented via Jieba Chinese segmentation module ¹, then pretrained 128-dimensional word vectors and entity type vectors in the embedding layer are obtained using the word2vec method [35] on both the training data and the test data, and they are updated during the training process. The size of each LSTM hidden states in bidirectional LSTMs (Bi-LSTMs) and unidirectional LSTMs (Uni-LSTMs) is set to 64 and 128, respectively. The dimension of the capsules is set to 64, and the iterative number r of dynamic routing is set to 4. To minimize the margin loss, the whole network is trained by Adam optimization algorithm [36] with default parameter settings and the batch size is set to 128.

C. Comparisons with baseline methods

We compare our proposed RCN models with five state-of-the-art methods. These five reference algorithms have been widely used for relation classification.

- **CNN + MaxPooling:** Nguyen and Grishman [4] took words and their positions as input, and utilized a CNN with max-pooling to extract lexical and sentence level features. They finally used a softmax function to classify relations.
- **BiLSTM + MaxPooling:** Zhang and Wang [6] sent words to a Bi-LSTM network with max-pooling, and used a softmax function to classify relations.
- **BiLSTM + Attention:** Zhou et al. [7] exploited an attention-based Bi-LSTM network to receive input words, and used a softmax function for relation classification.

¹<https://github.com/fxsjy/jieba>

- **CRNN + MaxPooling:** Raj et al. [15] employed a CRNN architecture that combines RNNs and CNNs in sequence. They took words as input and utilized a max-pooling strategy along with a softmax function to classify relations.
- **CRNN + Attention:** Raj et al. [15] also evaluated an attention-based pooling technique compared with the max-pooling strategy when using CRNNs for relation classification.

Note that since our model utilize entity type features which is not exploited in the baselines, we also report the results of the baselines with entity type features.

Table II shows the comparative results of our model and the baselines. First of all, we can observe that our model with entity type features outperforms these reference algorithms, with 95.59 in Precision, 97.45 in recall and 96.51 in F₁-score. The improvements compared with the original baselines with entity type features are 1.5, 1.5, 1.05, 0.45 and 1.2 in recall, 0.54, 1.64, 2.53, 1.63 and 1.66 in F₁-score, respectively. Without entity type features, our model also outperforms the reference algorithms without entity type features. Both the Recall and F₁-score of our model achieve the best ones, and the Precision of our model is just below the CNN + MaxPooling method, which use an extra position feature, while our model does not. Secondly, the entity type features proposed in this paper can help improve performance of the original baselines. The benefits in F₁-score brought by the entity type features are 0.27, 0.87, 2.28, 0.69 and 1.22 points, respectively. However, the improved performance is still worse than our model. Thirdly, among the baselines, it is interesting to note that without entity type features, attention-based pooling technique performs worse than conventional max-pooling strategy, which has also been observed earlier by Sahu and Anand [37] and Raj et al. [15], while with entity type features, attention-based pooling technique performs better than conventional max-pooling strategy.

Furthermore, we compare class-wise performance of our proposed RCN model with baseline methods. The comparative results are summarized in Table III. First of all, we clearly observe that our proposed model achieves No.1 in three relations (i.e. r:modifier[e1,e2], r:negative[e2,e1] and r:percentage[e2,e1]) and No.2 in one relation (i.e. r:percentage[e1,e2]) among all the five relations. The F₁-scores are higher than 90.00 except for r:percentage(e1,e2) relation because of its low frequency (only 70 instances) in the training set. Secondly, we also obtain the same observation on the proposed entity type features as mentioned above that they can help improve performance of the original word embedding features.

VI. ANALYSIS AND DISCUSSION

In this section, we perform additional experiments to gain some understanding of our proposed model. Specifically, we conduct two groups of experiments to respectively investigate the effect of the input features with different routing iterations, and the interest of the Uni/Bi-LSTMs and the capsule layer.

A. Effect of the input features with different routing iterations

To study the effect of the input features and the routing iterations in our model, we experimentally compare the performance between different input features with different routing iterations. As shown in Table IV, our model achieves the best performance when adopting words and their entity types as input with 4 routing iterations. The Precision, Recall and F₁-score are 95.59, 97.45 and 96.51, respectively. Comparing the model inputs, we can observe that the performance of our model with entity type features is better than that without entity type features. The benefits are 0.66 in Precision, 0.63 in Recall and 0.65 in F₁-score on average. Comparing the five lines in the table, we can observe that whatever inputs are used, the performance (in terms of F₁-score) first grows then drops down with the increase of iterative number r . When words are only used, our model achieves its best performance with $r = 2$. And when words and entity types are both used, our model achieves its best performance with $r = 4$.

B. Interest of Uni/Bi-LSTMs and capsules

To analyze the interest of Uni/Bi-LSTMs and capsules, we compare our model with that all using Bi-LSTMs or replacing the capsule layer by a fully-connected layer with a softmax function. The results are illustrated in Table V. From the table, we can observe that the F₁-score of our model is higher than that all using Bi-LSTMs by 0.29 points, and higher than that using a softmax layer by 0.35 points. It indicates the interest of the proposed Uni/Bi-LSTMs and capsules.

VII. CONCLUSIONS AND FUTURE WORKS

In this paper, we present an effective method for the severity classification of coronary artery disease in EHRs. In our method, a recurrent capsule network model is first proposed to extract semantic relations in coronary arteriography texts. Specifically, words and their corresponding entity type features are first transferred into embeddings vectors, then fed into a recurrent layer to capture high-level features. Finally, a capsule layer is used for relation classification.

Experimental results on the corpus collected from Shanghai Shuguang Hospital shows that our proposed RCN model achieved a F₁-score of 96.41 in relation extraction, which outperforms all the baseline methods. In future, we plan to use the proposed recurrent capsule network model to solve other NLP tasks.

ACKNOWLEDGMENT

This work is partially supported by the National Natural Science Foundation of China (No. 61772201), Scientific Research Program of Shanghai funded by Shanghai Science and Technology Committee (No. 16511101000), and Science and the Technology Innovation Project of Traditional Chinese Medicine funded by Shanghai Health and Family Planning Commission (No. ZYKC201601013).

TABLE II
COMPARATIVE RESULTS OF OUR PROPOSED RCN MODEL AND BASELINE METHODS

Method	input	precision	recall	F ₁ -score
CNN + MaxPooling [4]	word + position	95.54	96.40	95.97
	word + position + entity type*	96.53	95.95	96.24
BiLSTM + MaxPooling [6]	word only	94.45	94.30	94.87
	word + entity type*	95.52	95.95	95.74
BiLSTM + Attention [7]	word only	94.27	93.70	93.98
	word + entity type*	96.11	96.40	96.26
CRNN + MaxPooling [15]	word only	93.97	95.80	94.88
	word + entity type*	94.18	97.00	95.57
CRNN + Attention [15]	word only	93.70	95.80	94.74
	word + entity type*	95.68	96.25	95.96
Our RCN model	word only	95.14	96.85	95.99
	word + entity type*	95.59	97.45	96.51

* The entity type features are proposed by us.

TABLE III
CLASS-WISE PERFORMANCE (IN TERMS OF F₁-SCORE) OF OUR PROPOSED RCN MODEL AND BASELINE METHODS

Method	input	r:modifier (e1,e2)	r:negative (e2,e1)	r:position (e1,e2)	r:percentage (e1,e2)	r:percentage (e2,e1)
CNN + MaxPooling [4]	word + position	96.33	99.54	95.45	80.60	97.53
	word + position + entity type*	96.28	99.54	96.21	80.00	98.77
BiLSTM + MaxPooling [6]	word only	95.33	99.09	95.35	73.85	95.65
	word + entity type*	96.66	99.09	94.62	81.16	96.20
BiLSTM + Attention [7]	word only	94.87	99.09	93.44	73.85	93.17
	word + entity type*	97.15	99.09	93.85	83.87	98.14
CRNN + MaxPooling [15]	word only	95.28	98.62	93.54	77.61	98.16
	word + entity type*	96.23	99.54	94.70	80.00	96.34
CRNN + Attention [15]	word only	94.77	98.64	93.94	81.69	96.89
	word + entity type*	96.50	99.54	94.62	80.60	98.16
Our RCN model	word only	96.35	99.54	93.08	76.47	98.14
	word + entity type*	97.15	99.54	94.74	82.35	99.38

* The entity type features are proposed by us.

TABLE IV
COMPARISONS BETWEEN DIFFERENT INPUT FEATURES WITH DIFFERENT ROUTING ITERATIONS

r	word only			word + entity type		
	precision	recall	F ₁ -score	precision	recall	F ₁ -score
1	94.53	95.80	95.16	94.97	96.25	95.61
2	95.14	96.85	95.99	94.74	97.30	96.01
3	94.69	96.25	95.46	95.15	97.15	96.14
4	94.95	95.80	95.37	95.59	97.45	96.51
5	93.25	97.30	95.23	95.43	97.00	96.21

TABLE V
COMPARISON OF THE INTEREST OF UNI/BI-LSTMS AND CAPSULES

	precision	recall	F ₁ -score
All Bi-LSTMs	94.76	97.60	96.16
Softmax layer	95.16	97.30	96.22
Uni/Bi-LSTMs & Capsule layer	95.59	97.45	96.51

REFERENCES

- [1] G. G. Gensini, "A more meaningful scoring system for determining the severity of coronary heart disease," *The American Journal of Cardiology*, vol. 51, no. 3, p. 606, 1983.
- [2] S. P. Sedlis, K. B. Schechtman, P. A. Ludbrook, B. E. Sobel, and G. Schonfeld, "Plasma apoproteins and the severity of coronary artery disease," *Circulation*, vol. 73, no. 5, pp. 978–986, 1986.
- [3] D. Zeng, K. Liu, S. Lai, G. Zhou, and J. Zhao, "Relation classification via convolutional deep neural network," in *Proceedings of COLING 2014, the 25th International Conference on Computational Linguistics: Technical Papers*, 2014, pp. 2335–2344.
- [4] T. H. Nguyen and R. Grishman, "Relation extraction: Perspective from convolutional neural networks," in *Proceedings of the 1st Workshop on Vector Space Modeling for Natural Language Processing*, 2015, pp. 39–48.
- [5] D. Zeng, K. Liu, Y. Chen, and J. Zhao, "Distant supervision for relation extraction via piecewise convolutional neural networks," in *Proceedings of the 2015 Conference on Empirical Methods in Natural Language Processing*, 2015, pp. 1753–1762.
- [6] D. Zhang and D. Wang, "Relation classification via recurrent neural network," *arXiv preprint arXiv:1508.01006*, 2015.
- [7] P. Zhou, W. Shi, J. Tian, Z. Qi, B. Li, H. Hao, and B. Xu, "Attention-based bidirectional long short-term memory networks for relation classification," in *Proceedings of the 54th Annual Meeting of the Association for Computational Linguistics (Volume 2: Short Papers)*, vol. 2, 2016, pp. 207–212.
- [8] Y. Xu, L. Mou, G. Li, Y. Chen, H. Peng, and Z. Jin, "Classifying relations via long short term memory networks along shortest dependency paths," in *Proceedings of the 2015 Conference on Empirical Methods in Natural Language Processing*, 2015, pp. 1785–1794.
- [9] S. Miller, H. Fox, L. Ramshaw, and R. Weischedel, "A novel use of

- statistical parsing to extract information from text,” in *Proceedings of the 1st North American chapter of the Association for Computational Linguistics conference*. Association for Computational Linguistics, 2000, pp. 226–233.
- [10] N. Kambhatla, “Combining lexical, syntactic, and semantic features with maximum entropy models for extracting relations,” in *Proceedings of the ACL 2004 on Interactive Poster and Demonstration Sessions*. Association for Computational Linguistics, 2004, p. 22.
- [11] A. Culotta, A. McCallum, and J. Betz, “Integrating probabilistic extraction models and data mining to discover relations and patterns in text,” in *Proceedings of the Main Conference on Human Language Technology Conference of the North American Chapter of the Association of Computational Linguistics*. Association for Computational Linguistics, 2006, pp. 296–303.
- [12] D. Zelenko, C. Aone, and A. Richardella, “Kernel methods for relation extraction,” *Journal of Machine Learning Research*, vol. 3, no. Feb, pp. 1083–1106, 2003.
- [13] S. Zhao and R. Grishman, “Extracting relations with integrated information using kernel methods,” in *Proceedings of the 43rd Annual Meeting on Association for Computational Linguistics*. Association for Computational Linguistics, 2005, pp. 419–426.
- [14] R. Socher, B. Huval, C. D. Manning, and A. Y. Ng, “Semantic compositionality through recursive matrix-vector spaces,” in *Proceedings of the 2012 Joint Conference on Empirical Methods in Natural Language Processing and Computational Natural Language Learning*. Association for Computational Linguistics, 2012, pp. 1201–1211.
- [15] D. Raj, S. SAHU, and A. Anand, “Learning local and global contexts using a convolutional recurrent network model for relation classification in biomedical text,” in *Proceedings of the 21st Conference on Computational Natural Language Learning (CoNLL 2017)*, 2017, pp. 311–321.
- [16] M. Mintz, S. Bills, R. Snow, and D. Jurafsky, “Distant supervision for relation extraction without labeled data,” in *Proceedings of the Joint Conference of the 47th Annual Meeting of the ACL and the 4th International Joint Conference on Natural Language Processing of the AFNLP: Volume 2-Volume 2*. Association for Computational Linguistics, 2009, pp. 1003–1011.
- [17] S. Riedel, L. Yao, and A. McCallum, “Modeling relations and their mentions without labeled text,” in *Joint European Conference on Machine Learning and Knowledge Discovery in Databases*. Springer, 2010, pp. 148–163.
- [18] R. Hoffmann, C. Zhang, X. Ling, L. Zettlemoyer, and D. S. Weld, “Knowledge-based weak supervision for information extraction of overlapping relations,” in *Proceedings of the 49th Annual Meeting of the Association for Computational Linguistics: Human Language Technologies-Volume 1*. Association for Computational Linguistics, 2011, pp. 541–550.
- [19] M. Surdeanu, J. Tibshirani, R. Nallapati, and C. D. Manning, “Multi-instance multi-label learning for relation extraction,” in *Proceedings of the 2012 Joint Conference on Empirical Methods in Natural Language Processing and Computational Natural Language Learning*. Association for Computational Linguistics, 2012, pp. 455–465.
- [20] Y. Lin, S. Shen, Z. Liu, H. Luan, and M. Sun, “Neural relation extraction with selective attention over instances,” in *Proceedings of the 54th Annual Meeting of the Association for Computational Linguistics (Volume 1: Long Papers)*, vol. 1, 2016, pp. 2124–2133.
- [21] S. Singh, S. Riedel, B. Martin, J. Zheng, and A. McCallum, “Joint inference of entities, relations, and coreference,” in *Proceedings of the 2013 workshop on Automated Knowledge Base Construction*. ACM, 2013, pp. 1–6.
- [22] M. Miwa and Y. Sasaki, “Modeling joint entity and relation extraction with table representation,” in *Proceedings of the 2014 Conference on Empirical Methods in Natural Language Processing (EMNLP)*, 2014, pp. 1858–1869.
- [23] Q. Li and H. Ji, “Incremental joint extraction of entity mentions and relations,” in *Proceedings of the 52nd Annual Meeting of the Association for Computational Linguistics (Volume 1: Long Papers)*, vol. 1, 2014, pp. 402–412.
- [24] M. Miwa and M. Bansal, “End-to-end relation extraction using lstms on sequences and tree structures,” in *Proceedings of the 54th Annual Meeting of the Association for Computational Linguistics (Volume 1: Long Papers)*, vol. 1, 2016, pp. 1105–1116.
- [25] S. Zheng, F. Wang, H. Bao, Y. Hao, P. Zhou, and B. Xu, “Joint extraction of entities and relations based on a novel tagging scheme,” in *Proceedings of the 55th Annual Meeting of the Association for Computational Linguistics (Volume 1: Long Papers)*, vol. 1, 2017, pp. 1227–1236.
- [26] B. de Bruijn, C. Cherry, S. Kiritchenko, J. Martin, and X. Zhu, “Machine-learned solutions for three stages of clinical information extraction: the state of the art at i2b2 2010,” *Journal of the American Medical Informatics Association*, vol. 18, no. 5, pp. 557–562, 2011.
- [27] W. Boag, K. Wacome, T. Naumann, and A. Rumshisky, “ClNER: A lightweight tool for clinical named entity recognition,” *AMIA Joint Summits on Clinical Research Informatics (poster)*, 2015.
- [28] M. Habibi, L. Weber, M. Neves, D. L. Wiegandt, and U. Leser, “Deep learning with word embeddings improves biomedical named entity recognition,” *Bioinformatics*, vol. 33, no. 14, pp. i37–i48, 2017.
- [29] Q. Wang, Y. Xia, Y. Zhou, T. Ruan, D. Gao, and P. He, “Incorporating dictionaries into deep neural networks for the chinese clinical named entity recognition,” *arXiv preprint arXiv:1804.05017*, 2018.
- [30] S. Hochreiter and J. Schmidhuber, “Long short-term memory,” *Neural Computation*, vol. 9, no. 8, pp. 1735–1780, 1997.
- [31] A. Graves and J. Schmidhuber, “Framewise phoneme classification with bidirectional lstm networks,” in *IEEE International Joint Conference on Neural Networks, 2005. IJCNN '05. Proceedings*, 2005, pp. 2047–2052 vol. 4.
- [32] S. Sabour, N. Frosst, and G. E. Hinton, “Dynamic routing between capsules,” in *Advances in Neural Information Processing Systems 30: Annual Conference on Neural Information Processing Systems 2017, 4-9 December 2017, Long Beach, CA, USA*, 2017, pp. 3859–3869.
- [33] Y. Liu, Y. Zhou, S. Wen, and C. Tang, “A strategy on selecting performance metrics for classifier evaluation,” *International Journal of Mobile Computing and Multimedia Communications (IJMCMC)*, vol. 6, no. 4, pp. 20–35, 2014.
- [34] Y. Zhou and Y. Liu, “Correlation analysis of performance metrics for classifier,” in *Decision Making and Soft Computing*. World Scientific, 2015, pp. 487–492.
- [35] T. Mikolov, K. Chen, G. Corrado, and J. Dean, “Efficient estimation of word representations in vector space,” *arXiv preprint arXiv:1301.3781*, 2013.
- [36] D. P. Kingma and J. Ba, “Adam: A method for stochastic optimization,” *arXiv preprint arXiv:1412.6980*, 2014.
- [37] S. K. Sahu and A. Anand, “Drug-drug interaction extraction from biomedical text using long short term memory network,” *arXiv preprint arXiv:1701.08303*, 2017.