
Dependency Leakage: Analysis and Scalable Estimators

Matt Barnes

Artur Dubrawski

The Robotics Institute
Carnegie Mellon University
Pittsburgh, PA 15213

<mbarnes1, awd>@cs.cmu.edu

Abstract

In this paper, we prove the first theoretical results on *dependency leakage* – a phenomenon in which learning on noisy clusters biases cross-validation and model selection results. This is a major concern for domains involving human record databases (e.g. medical, census, advertising), which are almost always noisy due to the effects of record linkage and which require special attention to machine learning bias. The proposed theoretical properties justify regularization choices in several existing statistical estimators and allow us to construct the first hypothesis test for cross-validation bias due to dependency leakage. Furthermore, we propose a novel matrix sketching technique which, along with standard function approximation techniques, enables dramatically improving the sample and computational scalability of existing estimators. Empirical results on several benchmark datasets validate our theoretical results and proposed methods.

1 Introduction

The problem of dependency leakage was first empirically studied by Saeb et al. [1], who noted that over half of selected medical studies erroneously reported biased estimates in their studies by failing to account for dependency leakage. To illustrate, consider the problem of predicting heart disease from patient medical records. Here, our dataset consists of multiple records per patient, and we hope to learn a classifier which generalizes to new patients. The correct cross-validation approach is to split the dataset per patient, such that records for the same patient end up entirely in the training or the validation set. In this case, we have an unbiased estimate of performance on new patients, because the training and validation folds are disjoint sets of patients. Our learner’s cross-validation error is equivalent to the out-of-cluster (OOC) loss, a generalization of the out-of-bag error.

The subtle yet significant problem in this setting is that we do not have access to the oracle clustering (i.e. the mapping from medical records to patients), but only a noisy approximation of it. Medical record databases are compiled through record linkage or clustering algorithms from multiple hospitals, and these algorithms are known to be imperfect [2, 3, 4]. If we instead take the approach of splitting the dataset according to the *approximated* patient clustering, this effectively causes samples to ‘flip’ between the true training and validation sets. Some samples which should have been in the validation set ended up in the training set, and vice versa, without our knowledge. In other words, the training and validation sets are no longer conditionally independent. This allows the learner to overfit to patient-specific features and optimistically biases our OOC loss estimate. For example, if a patient’s records are incorrectly clustered and samples are partitioned into both the training and validation sets, the learner is rewarded for predicting whether a patient has heart disease based on their name – which clearly will not generalize to new patients. This overfitting need not be so blatant. The learner may overfit to subtle patterns in a chest x-ray, a form of bias which may be undetectable to radiologists.

The dangerous and unavoidable aspect of dependency leakage bias is that our learner may appear to be doing well on the validation set, but does far worse when we deploy it in the wild on new patients. This issue is compounded by the fact that these domains (e.g. medical, census, advertising) often involve extreme consequences, including patient misdiagnosis and misguided public policy decisions. Note that this bias is undetectable during standard cross-validation procedures unless an explicit attempt is made to correct for it, which is the primary focus of this paper.

More formally, let $X = x_1, \dots, x_{n_x}$ be the n_x observed samples, y be the corresponding labels, and $c : \{1, \dots, n_x\} \rightarrow \{1, \dots, k\}$ be the true partition into k clusters (e.g. k is the number of patients, n_x is the number of medical records). Let $\mathcal{T} = (X_{c_1^{-1}}, Y_{c_1^{-1}})$ and $\mathcal{V} = (X_{\bar{c}_1^{-1}}, Y_{\bar{c}_1^{-1}})$ denote the training and validation sets, where c_i^{-1} and \bar{c}_i^{-1} denote all sample indices belonging and not belonging to cluster i , respectively. Without loss of generality, we have arbitrarily chosen to leave the first cluster out. Then the leave-one-cluster-out (LOCO) estimator

$$\widehat{\text{Err}}_{\text{LOCO}} = \frac{1}{|c_1^{-1}|} \sum_{j \in c_1^{-1}} \ell(y_j, f(x_j | x_{\bar{c}_1^{-1}}, y_{\bar{c}_1^{-1}})), \quad (1)$$

is an unbiased estimator of the OOC loss¹.

A key challenge in medicine, census, advertising and other domains is that we only have access to an approximated clustering \hat{c} , likely the result of some record linkage or clustering algorithm. This results in noisy training and validation sets $\hat{\mathcal{T}}$ and $\hat{\mathcal{V}}$, where some samples have flipped between \mathcal{T} and \mathcal{V} . For now, consider the unidirectional leakage scenario where samples move from \mathcal{V} to \mathcal{T} to create $\hat{\mathcal{V}}$ and $\hat{\mathcal{T}}$, such that $\hat{\mathcal{T}} \stackrel{n}{\sim} M_{P_{\mathcal{T}}, P_{\mathcal{V}}}(1 - p_0, p_0)$, where $M_{a,b}(w_a, w_b)$ denotes the mixture distribution of a and b with weights w_a and w_b and p_0 is the leakage probability (a function of \hat{c}). If the clustering is perfect (i.e. $\hat{c} = c$), then $p_0 = 0$. Let e_i be the expected loss at some other $p = i/n$ fraction of corrupted samples (we use the notational shorthand $e(p)$ to denote e_{pn}). The expected OOC loss, the quantity we wish to estimate, is equivalent to e_0 (i.e. zero dependency leakage, $p = 0$), but we only observe the empirical loss at some $p_0 > 0$.

Previous work has studied various aspects of learning with dependent data, beginning with the necessity of independence for the naive bootstrap [5]. Subsequent work has proceeded along two directions: most prominently for time-series data, but also for cluster data. In time-series data, a stochastic process defines the data dependency, which usually decreases over larger time intervals [6, 7]. The common approach to limiting dependency and thus controlling estimator bias and variance is to form blocks of data which are sufficiently spaced in the time domain [8].

In the clustering setting, bootstrap methods have been proposed for a variety of problem formulations, roughly categorized into model-based and model-free methods [9]. The first, model-based line of work directly models the within-cluster error correlation, a relatively strong data assumption. The second, model-free line of work, and in particular the cluster-robust variance estimator (CRVE), perform post-estimation bias-correction for least squares [10], small or unbalanced number of clusters [11] and non-linear settings [12]. Other authors have shown asymptotic analysis results for the residual bootstrap [13], randomized cluster bootstrap, two-stage bootstrap [14] and multi-way bootstrap [15, 16]. The fundamental difference in our work is we do not assume samples in different clusters \hat{c} are independent, due to dependency leakage.

Recently, [17] introduced the first asymptotically exact estimator of e_0 , given only the approximated clustering \hat{c} . However, it came with several important theoretical and practical limitations which we address in this paper. First, their estimator has $\mathcal{O}(n^3)$ computational complexity, where n is the size of the bootstrap training set, due to solving a large linear program. Second, it also requires $\mathcal{O}(n)$ estimates of a slight variant of Eq. (1), which may outweigh the cubic factor for expensive learners. Third, the authors of [17] note that in practice, their estimators require regularization constraints which invalidate their theoretical guarantees. The methodology proposed in this paper systematically alleviates those limitations.

We propose function approximation and matrix sketching techniques which have *constant* computational complexity relative to the dataset size n . Interestingly, our matrix sketching technique is able to reduce the number of columns in a key structured matrix, unlike other matrix sketching techniques

¹An unbiased estimate of training on $k - 1$ clusters. It is slightly biased compared to training on all k clusters.

which typically reduce the number of rows. After reducing the number of columns, one could further apply standard matrix sketching techniques.

We also provide the first two theoretical results on dependency leakage: that the bias e is both monotonically decreasing and convex with respect to the leakage probability p_0 , which may be used as constraints to reduce the hypothesis space and justify existing regularizers. An important corollary of these properties is the ability to construct a simple two-sample t -test for the presence of dependency leakage in a dataset. This is a big takeaway for data scientists, as it answers the most preliminary question of whether their cross-validation results may be biased.

Our core contributions, and the organization of the remainder of this paper, is as follows:

- **Section 2** We present our core theoretical results on dependency leakage.
- **Section 3** We demonstrate how to construct a simple hypothesis test using these properties.
- **Section 4** We propose scalable estimators using properties from Section 2, standard function approximation and novel matrix sketching techniques.
- **Section 5** We provide an empirical study which validates the theoretical properties and demonstrates the new estimators achieve over a four order of magnitude speedup while maintaining or improving estimation error.

2 Theoretical Properties of Dependency Leakage

In this section, we present the first theoretical results on dependency leakage: that the sequence of losses $e = e_0, e_1, \dots, e_n$ is monotonically decreasing and convex with respect to the leakage probability p . Intuitively, dependency leakage allows a learner to ‘peak’ at the validation distribution, which will improve its performance with diminishing returns. Monotonicity has previously been conjectured and successfully used as a regularizer. To the authors knowledge, no previous work has discussed whether e is convex.

We say a learner f is optimal under its training distribution if

$$f(\cdot|\mathcal{T}) \in \arg \min_{f \in \mathcal{F}} \mathbb{E}_{x,y \sim P_{\mathcal{T}}} \ell(f(x), y). \tag{2}$$

Generally speaking, this tends to be true for large $|\mathcal{T}|$, small model complexity of \mathcal{F} or sufficient regularization in ℓ . This does not imply f is overfit to the training set, but in fact that it generalizes well across $P_{\mathcal{T}}$.

Theorem 2.1. *The sequence e_0, e_1, \dots, e_n is monotonically decreasing if f is optimal under its training distribution.*

This theorem is key to understanding that dependency leakage will always *optimistically* bias our cross-validation results. This is in fact the most dangerous type of bias, as our heart disease classifier will perform well on the off-line hold-out set, but then perform worse when we deploy it in the real world on new patients or at new hospitals. If f is not optimal among \mathcal{F} , it is possible to construct counterexamples such that e_0, \dots, e_n is not monotonically decreasing. Changing the arg min to an arg max makes e monotonically increasing in Theorem 2.1.

In our second theoretical result, we show that the expected loss is convex with respect to the leakage probability. Let $\ell_P(f) = \mathbb{E}_{x,y \sim P} \ell(f(x), y)$ be the expected loss of the learner f under distribution P . Then the following theorem holds.

Theorem 2.2. *The sequence e_0, e_1, \dots, e_n is convex if f is optimal under its training distribution and $\ell_{P_{\mathcal{T}}}$ and $\ell_{P_{\mathcal{V}}}$ are strictly convex and differentiable over \mathcal{F} .*

Strictly convex and differentiable loss functions hold for a wide class of problems, including support vector machines and linear/ridge/lasso regression. This is also an extremely dangerous property, as it implies that even a small amount of error in our clustering \hat{c} can cause large amounts of cross-validation bias.

In Section 5, we empirically validate both these properties for several datasets and learners. Proofs for Theorems 2.1 and 2.2 are provided in Appendix A.

3 Hypothesis Testing

A principal question for data scientists is whether their cross-validation results are biased due to dependency leakage. Here, we show how to use the theoretical properties from Section 2 to construct a two-sample t -test for dependency leakage, which avoids the extra sample and computational complexity of actually computing an estimator \hat{e}_0 .

Formally, our alternative hypothesis is $H_a : e_0 > e(p_0)$, where $p_0 > 0$ is the unknown leakage probability and e_0 is the OOC loss with zero leakage (i.e. a perfect clustering c). Note we can use a one sided test because $e(p_0) \geq e(p_n)$ by Theorem 2.1. Without loss of generality, consider the unidirectional leakage scenario where samples move from \mathcal{V} to \mathcal{T} . First, form $n_{\mathcal{T}}$ training folds each of size n' from $\hat{\mathcal{T}}$. Form $n'_{\mathcal{T}}$ training folds of size n' and $n_{\mathcal{T}} + n'_{\mathcal{T}}$ validation folds of size $n_{\mathcal{V}}$ from $\hat{\mathcal{V}}$.

Train and validate f on the disjoint $n_{\mathcal{T}} + n'_{\mathcal{T}}$ training folds and corresponding validation folds. Let $z = z_1, \dots, z_{n_{\mathcal{T}}}$ and $z' = z'_1, \dots, z'_{n'_{\mathcal{T}}}$ be the validation loss of f trained on the folds from $\hat{\mathcal{T}}$ and $\hat{\mathcal{V}}$, respectively. Let \bar{z} and \bar{z}' be the mean of these two sequences. Then

$$\bar{z} - \bar{z}' \sim N(e(p_0) - e(p_n), \sigma^2(\bar{z}) + \sigma^2(\bar{z}'))$$

and the two-sample t -test statistic is

$$T = \frac{\bar{z} - \bar{z}'}{\sqrt{\frac{s_1^2}{n_{\mathcal{T}}} + \frac{s_2^2}{n'_{\mathcal{T}}}}}. \quad (3)$$

where s_1^2 and s_2^2 are the sample variances of z and z' , respectively.

Consider the null hypothesis $H'_0 : e(p_0) \leq e(p_n)$. Rejecting the null hypothesis when $T > t_{1-\alpha, v}$ is a level α test, where $t_{1-\alpha, v}$ is the critical value of the t -distribution with v degrees of freedom. Further, by Theorem 2.1 and Theorem 2.2, $e(p_0) \neq e(p_n) \Rightarrow e_0 \neq e(p_0)$ so long as $p_0 > 0$. Thus, rejecting the null hypothesis $H_0 : e_0 \neq e(p_0)$ when $T > t_{1-\alpha, v}$ is also a level α test. Note that this test does not require knowing the leakage probability p_0 a priori, only that it is not perfect (a very weak assumption).

The Type II error rate of this test largely depends on the convexity of e . If $p_0 < 0.5$ and e is linear, then $e(p_0) - e(p_n) > e_0 - e(p_0)$ and the Type II error rate will actually be *lower* than if we could directly test $e_0 \neq e(p_0)$. Conversely, the Type II error rate becomes larger as e becomes more strongly convex.

4 Scalable Estimators

Existing asymptotically unbiased estimators for dependency leakage are severely limited by their need to solve a linear system of n variables, where n is the size of the bootstrap training set [17]. In this section, we present two approaches for dramatically improving the computational and statistical efficiency of these estimators.

Recall the asymptotically unbiased binomial block bootstrap (B3) estimator from [17] solves the linear system

$$\begin{array}{c} p_0 \\ p_1 \\ \cdot \\ \cdot \\ 1 \end{array} \begin{array}{c} 0 \quad 1 \quad \cdot \quad \cdot \quad n \\ \left(\begin{array}{c} \leftarrow \text{Binomial pmf} \rightarrow \\ \cdot \\ \cdot \\ \cdot \\ \leftarrow \text{Binomial pmf} \rightarrow \end{array} \right) \end{array} \begin{pmatrix} e \end{pmatrix} = \begin{pmatrix} b \end{pmatrix} \quad (4)$$

$$A(p_0) \quad e = b$$

where matrix $A \in \mathbb{R}^{m \times (n+1)}$ is defined by

$$A_{ij} = \mathbb{P}(\text{Binomial}(n, p_i) = j). \quad (5)$$

and b is formed by the average empirical loss of repeatedly sampling with replacement from $\hat{\mathcal{T}}$ and $\hat{\mathcal{V}}$ at m increasing levels of dependency leakage $p_0, p_1, \dots, 1$. The key insight of this method is that by *increasing* dependency leakage by further mixing $\hat{\mathcal{T}}$ and $\hat{\mathcal{V}}$ and thus increasing p from p_0 towards 1, one can extrapolate the loss at zero dependency leakage, using the structured matrix A . Although the B3 estimator is asymptotically unbiased, solving the linear system has $\mathcal{O}(n^3)$ cost, and forming the loss estimate b has $\mathcal{O}(n)$ computational cost. In cases of learners with expensive training procedures, the latter term may outweigh the former due to a large fixed constant.

4.1 Basis Function Approximation

Perhaps the most straightforward approach to scaling these estimators is through function approximation, which also conveniently provides a natural form of regularization. We parameterize e by a set of s basis functions ψ_1, \dots, ψ_s , such that

$$e_i = \xi_1 \psi_1(i) + \xi_2 \psi_2(i) + \dots + \xi_s \psi_s(i) \quad (6)$$

where $\xi_1, \dots, \xi_s = \xi \in \mathbb{R}^s$ are the s parameters. Then $e = \Psi \xi$ where $\Psi \in \mathbb{R}^{(n+1) \times s}$ is the matrix of basis values.

Instead of solving the linear system $Ae = b$, where $A \in \mathbb{R}^{m \times (n+1)}$ and we choose $m \geq n$, we can now solve $A' \Psi \xi = b'$ where $A' \in \mathbb{R}^{m' \times (s+1)}$ and we choose $m' \geq s$. Note the size of this system no longer depends on the number of samples n . Instead, it depends on the number of parameters in our approximation of e , which will be a fixed constant. This new linear system is well behaved, depending on the choice of basis function ψ .

Theorem 4.1. *Let ψ_0, \dots, ψ_s be a set of s unisolvent, bounded and continuous functions over $[0, 1]$ and let*

$$e_i = \xi_0 \psi_0\left(\frac{i}{n}\right) + \dots + \xi_s \psi_s\left(\frac{i}{n}\right).$$

Then $A\Psi$ is invertible as $n \rightarrow \infty$.

Proof.

$$(A\Psi)_{ij} = \mathbb{E}_{k_n \sim \text{Binomial}(n, p_i)} \psi_j\left(\frac{k_n}{n}\right)$$

By the weak law of large numbers, $\frac{k_n}{n} \xrightarrow{P} p_i$. Further, $\psi_j\left(\frac{k_n}{n}\right) \xrightarrow{P} \psi_j(p_i)$ by the continuous mapping theorem. Finally, $\mathbb{E} \psi_j\left(\frac{k_n}{n}\right) \rightsquigarrow \mathbb{E} \psi_j(p_i) = \psi_j(p_i)$ by the Portmanteau lemma. The matrix formed by $\psi_j(p_i)$ is invertible by the Unisolvence theorem when p_0, \dots, p_s are unique. \square

Later, we empirically demonstrate this approach is not only significantly faster, but also often provides better solutions due to its form of regularization.

4.2 Matrix Sketching

In this section, we propose a new matrix sketching technique which reduces the number of columns in the structured matrix A . Unlike typical matrix sketching techniques, which reduce the number of rows, we are able to reduce the number of columns and thus the dimensionality of the solution e by leveraging the structure in A and properties of e from Theorem 2.1. After reducing the number of columns, one could further apply standard matrix sketching techniques to also reduce the number of rows. Our algorithm guarantees recovering e_0 within a linear factor of the true value.

Consider the setting where $m \leq n$ and the system $Ae = b$ is underdetermined. This is especially relevant for large datasets, where it is computationally infeasible to sample at $m > n$ levels of leakage or perhaps even solve for n unknowns. Let $S \in \mathbb{R}^{m \times (k+1)}$, $m > k$ be our sketching matrix, where S is formed such that the first column of S equals the first column of A , i.e. $S_0 = A_0$. Partition the remaining n columns of A into k sets, for example using k -medoids or simply grouping adjacent columns together (since by the definition of A , these will be close together). Let $r : \{0, \dots, n\} \rightarrow \{0, \dots, k\}$ be the resulting partition, where $r(0) = 0$ is the singleton partition of the first column. Finally, form the remaining columns of S from the medoids of the $k + 1$ sets. Each column in A is within an ϵ -ball of at least one column in S , i.e.

$$\epsilon = \max_{i \in \{0, \dots, n\}} \|A_i - S_{r(i)}\|$$

Table 1: Computational timing results demonstrate our methods, and in particular the basis function approximation technique, are significantly faster than previous state-of-the-art B3 estimator with fourth order trend filter and monotonicity constraint (T4+mono).

Method	Dataset		
	Synthetic	Adult	Heart
T4+mono	0.4297	0.5662	0.5847
Sketching	0.4320	0.4059	0.4105
Basis	1.788e-5	7.822e-5	6.582e-5

Theorem 4.2. Let e' be the solution to the sketched system $Se' = b$ and s be the first row of s^{-1} . The error between the true and sketched solution is bounded by

$$|e'_0 - e_0| \leq \epsilon n \|s'\| e_0. \quad (7)$$

Proof. Let e' be the solution to the sketched system $Se' = b$. Then

$$\begin{aligned} Se' &= Ae = b \\ e' &= S^{-1}Ae \\ e'_0 &= (S^{-1}A)_{00}e_0 + \sum_{i=1}^n (S^{-1}A)_{0i}e_i \\ e'_0 - e_0 &= \sum_{i=1}^n (S^{-1}A)_{0i}e_i. \end{aligned}$$

Let s' be the first row of S^{-1} . By the Cauchy-Schwarz inequality, for all $i \geq 1$

$$\begin{aligned} |(S^{-1}A)_{0i}| &= |s' \cdot A_i| \\ &= |s' \cdot A_i - s' \cdot S_{r(i)}| \\ &\leq \|s'\| \|A_i - S_{r(i)}\| \\ &= \epsilon \|s'\|. \end{aligned}$$

Finally, by Theorem 2.1

$$\begin{aligned} |e'_0 - e_0| &\leq \sum_{i=1}^n |(S^{-1}A)_{0i}| e_i \\ &\leq \sum_{i=1}^n \epsilon \|s'\| e_i \\ &\leq \epsilon n \|s'\| e_0. \end{aligned}$$

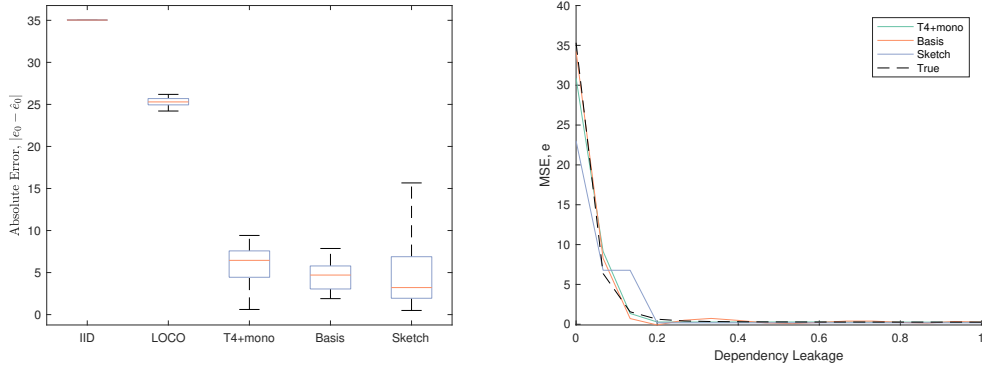
□

4.3 Connection to Bézier curves and Bernstein polynomials

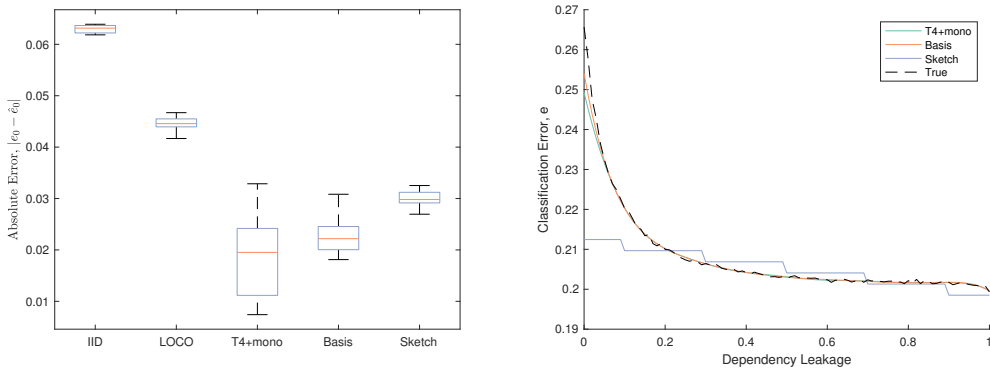
The B3 estimator in Eq. (4) has close ties to Bézier curves and Bernstein polynomials which have not previously been realized. Notice that each column of A is a Bernstein basis polynomial and b is a Bernstein polynomial of degree n , both evaluated at at $p_0, \dots, 1$. Thus, the B3 estimator is equivalent to solving for the Bernstein coefficients or Bézier control points, where the system is constructed through the B3's bootstrapping process.

5 Empirical study

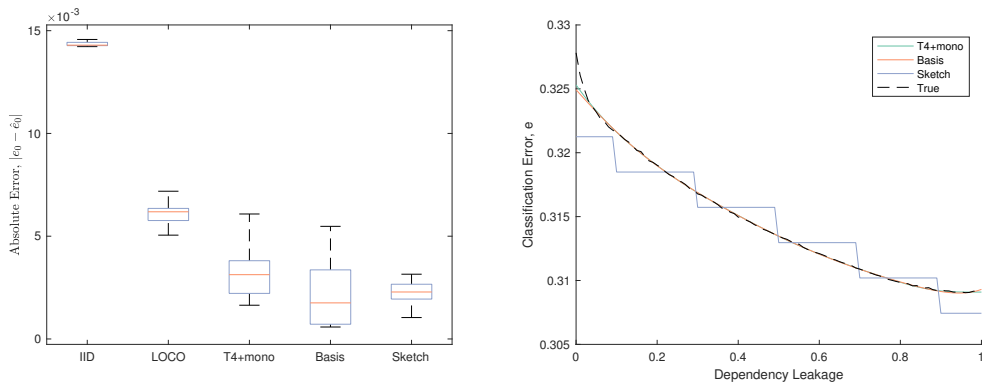
Finally, we conduct an empirical, finite-sample study which validates the theoretical properties in Section 2 and demonstrates the computational speed-ups provided in Section 4. For comparison, we



(a) Synthetic simulation study results



(b) Experimental study results on the heart disease dataset.



(c) Experimental study results on the 1994 Census dataset.

Figure 1: **Left** Estimating the generalization loss e_0 . Our function approximation and novel matrix sketching techniques perform comparably to existing methods at significantly reduced computational cost. **Right** Empirical results show the loss is indeed convex and monotonically decreasing, validating our theoretical results in Section 2. Note our methods are able to recover the full loss in addition to the true OOC loss e_0 .

consider the dependency leakage benchmark datasets from [17], along with the previously state-of-the-art B3 estimator with a fourth order trend filter and monotonicity constraints (T4+mono). In all cases we used the same parameter choices as the original benchmark study. We chose seventh order polynomials as our basis functions and used $s = 10$ or $s = 20$ in the matrix sketching, depending on the dataset size. We formed s nearly equally sized groups of adjacent columns from A when forming the sketched matrix S . Even after sketching, we found it beneficial to add some regularization comparable to T4+mono. Constrained linear programs (e.g. T4+mono, sketching) were solved using SDPT3’s infeasible path-following algorithm, for unconstrained linear systems we took advantage of fast QR solvers.

Experiment I For the synthetic simulation study, we use a partition model with $k = 2$ parts, $m = 2n$ rows in A (i.e. levels of dependency leakage) and initial dependency leakage probability $p_0 = 0.1$. Our learner is a linear regression model with mean squared error loss. Our main synthetic results, presented in the Figure 1a box plot, demonstrate that the basis function and matrix sketching estimators perform comparably or better than baseline methods. Timing results in Section 5 show the basis function approximation is four orders of magnitude faster due to using an unconstrained QR solver instead of solving a larger, constrained LP.

Experiment II In the second experiment, we use medical records from four hospitals in Switzerland; Hungary; Cleveland and Long Beach, USA [18]. Given a patient medical record, including vital signs and demographics, the task is to train a heart disease classifier which performs well at new, previously unseen hospitals. Since we do not have access to multiple records per patient, we instead choose the related task of generalizing across hospital clusters. We arbitrarily choose Hungary as our leave-one-out set. The results, shown in Fig. 1b, demonstrates dependency leakage optimistically biases the cross-validation results by more than 25%, but that our methods are largely able to correct for this bias.

Experiment III In the third experiment, we consider the issue of machine learning bias against certain populations in the 1994 US Census due to dependency leakage [18]. Given a person’s occupational, educational and demographic information, our task is to predict whether a person’s income is greater than US\$50k per year (finer resolution income data cannot be publicly disclosed). In particular, we wish to train a classifier which performs well across people from all origin countries. We arbitrarily choose Indian and Canadian immigrations as our leave-one-out clusters, and natural born citizens, Salvadoran, German, Mexican, Filipino and Puerto Rican immigrants as our training set². We trained a linear SVM on features including their race, age, occupation, years of education and hours worked per week.

Our results, presented in Fig. 1c, validates our claim that dependency leakage biases our learner against certain populations. The SVM classifier learns attributes specific to the corrupted samples which moved from the validation set into the training set, even though they do not generalize to immigrants from other countries.

In addition to recovering the independent partition performance e_0 , we also recover the performance e_1, e_2, \dots at all levels of dependency leakage, as depicted in Figure 1. The true loss e (dashed black line) is monotonically decreasing and convex, which validates our theoretical results from Section 2.

6 Conclusion

In this paper, we proved the first theoretical results on dependency leakage and applied them to construct scalable estimators with guarantees. We showed these properties justify regularization choices in existing estimators, and made strong connections to Bézier curves and Bernstein basis polynomials. An important corollary and key take-away of this work is the ability to construct hypothesis tests for dependency leakage, which was not formerly possible. Our empirical, finite-sample study validated our claim that dependency leakage can significantly bias common machine learning algorithms during cross-validation, the workhorse of model selection. Our estimators were able to correct for this bias at significantly reduced computational cost compared to existing estimators, making the proposed approach scalable to a wide range of practical applications.

²We left out two clusters due to a small number of immigrants from some countries in the dataset.

7 Acknowledgements

We thank Kin Gutierrez Olivares for the insightful connection to Bézier curves. This work was partially supported by DARPA (FA8750-14-2-0244 and FA8750-17-2-0130) and AFRL (FA8750-17-2-0212). Matt was partially supported by an NSF graduate research fellowship.

References

- [1] Sohrab Saeb, Luca Lonini, Arun Jayaraman, David C Mohr, and Konrad P Kording. Voodoo Machine Learning for Clinical Predictions. *bioRxiv*, 2016.
- [2] Rebecca C. Steorts, Rob Hall, and Stephen E. Fienberg. SMERED: A Bayesian Approach to Graphical Record Linkage and De-duplication. *Proceedings of the 17th International Conference on Artificial Intelligence and Statistics (AISTATS)*, 33:1–39, 2014.
- [3] William E. Winkler and Yves Thibaudeau. An application of the Fellegi-Sunter model of record linkage to the 1990 US decennial census. Technical report, U.S. Census Bureau, 1990.
- [4] William E. Winkler. Overview of record linkage and current research directions. Technical report, U.S. Census Bureau, 2006.
- [5] Kesar Singh. On the Asymptotic Accuracy of Efron’s Bootstrap. *The Annals of Statistics*, 9(6):11877–1195, 1981.
- [6] Peter Hall. Resampling a coverage pattern. *Stochastic Processes and their Applications*, 20(2):231–246, 1985.
- [7] Regina Y. Liu and Kesar Singh. Moving blocks jackknife and bootstrap capture weak dependence. In *Exploring the Limits of Bootstrap*, pages 225–248. Wiley-Interscience, 1992.
- [8] Soumendra Nath Lahiri. *Resampling methods for dependent data*. Springer Science & Business Media, 2003.
- [9] R. C. Cameron and Douglas L. Miller. A Practitioner’s Guide to Cluster-Robust Inference. *Journal of Human Resources*, 50(2):317–372, 2015.
- [10] Halbert White. *Asymptotic theory for econometricians*. Academic Press, 1984.
- [11] James G. MacKinnon and Matthew D. Webb. Wild Bootstrap Inference for Wildly Different Cluster Sizes. *Journal of Applied Econometrics*, 32:233–254, 2017.
- [12] Kung-Yee Liang and Scott L. Zeger. Longitudinal data analysis using generalized linear models. *Biometrika*, 73(1):13–22, 1986.
- [13] Michael K Andersson and Sune Karlsson. Bootstrapping error component models. *Computational Statistics*, 16(2):221–231, 2001.
- [14] Anthony Christopher Davison and David Victor Hinkley. *Bootstrap methods and their application*, volume 1. Cambridge University Press, 1997.
- [15] C. A. Field and A. H. Welsh. Bootstrapping clustered data. *Journal of the Royal Statistical Society. Series B: Statistical Methodology*, 69(3):369–390, 2007.
- [16] Douglas Miller, A. Cameron, and Jonah Gelbach. Robust Inference with Multi-way Clustering. *Journal of Business & Economic Statistics*, 29(2), 2011.
- [17] Matt Barnes and Artur Dubrawski. The Binomial Block Bootstrap Estimator for Evaluating Loss on Dependent Clusters. *UAI*, 2017.
- [18] Moshe Lichman. UCI Machine Learning Repository, 2013.

Appendix for “Dependency Leakage: Analysis and Scalable Estimators”

A Proofs

A.1 Theorem 2.1

Proof. **Direction \mathcal{V} to \mathcal{T}** We say f is optimal under its training distribution if

$$f(\cdot|\mathcal{T}) \in \arg \min_{f \in \mathcal{F}} \mathbb{E}_{x,y \sim P_{\mathcal{T}}} \ell(f(x), y).$$

Let f_0, f_1, \dots, f_n be models learned at each level of dependency leakage, such that each model is optimal under its training distribution, i.e.

$$f_i \in \arg \min_{f \in \mathcal{F}} \mathbb{E}_{x,y \sim M_{P_{\mathcal{T}}, P_{\mathcal{V}}}(1 - \frac{i}{n}, \frac{i}{n})} \ell(f(x), y).$$

The sequence e_0, e_1, \dots, e_n is monotonically decreasing when

$$e_i - e_{i+1} \geq 0 \quad \forall i \in \{0, \dots, n-1\}.$$

Starting from the definition of e and using the notational shorthand $\ell_P(f) = \mathbb{E}_{x,y \sim P} \ell(f(x), y)$,

$$\begin{aligned} e_i &= \mathbb{E}_{x,y \sim P_{\mathcal{V}}} \ell(f_i(x), y) \\ &= \ell_{P_{\mathcal{V}}}(f_i) \\ &= \ell_{P_{\mathcal{V}}}\left(\arg \min_{f \in \mathcal{F}} \mathbb{E}_{x,y \sim M_{P_{\mathcal{T}}, P_{\mathcal{V}}}(1 - \frac{i}{n}, \frac{i}{n})} \ell(f(x), y)\right) \\ &= \ell_{P_{\mathcal{V}}}\left(\arg \min_{f \in \mathcal{F}} \frac{i}{n} \ell_{P_{\mathcal{V}}}(f) + \left(1 - \frac{i}{n}\right) \ell_{P_{\mathcal{T}}}(f)\right) \end{aligned} \tag{8}$$

By Lemma A.1, e is monotonically decreasing with respect to $\frac{i}{n}$, and thus also with respect to i since n is a fixed constant.

Direction \mathcal{T} to \mathcal{V} . In this direction, e will further be linear:

$$\begin{aligned} e_0 &= \mathbb{E}_{x,y \sim P_{\mathcal{V}}, \mathcal{T} \stackrel{n}{\sim} P_{\mathcal{T}}} \ell(f(x|\mathcal{T}), y) \\ e_n &= \mathbb{E}_{x,y \sim P_{\mathcal{T}}, \mathcal{T} \stackrel{n}{\sim} P_{\mathcal{T}}} \ell(f(x|\mathcal{T}), y) \\ e_i &= \mathbb{E}_{x,y \sim M_{P_{\mathcal{T}}, P_{\mathcal{V}}}(\frac{i}{n}, 1 - \frac{i}{n}), \mathcal{T} \stackrel{n}{\sim} P_{\mathcal{T}}} \ell(f(x|\mathcal{T}), y) \\ &= \left(\frac{i}{n}\right) \mathbb{E}_{x,y \sim P_{\mathcal{T}}, \mathcal{T} \stackrel{n}{\sim} P_{\mathcal{T}}} \ell(f(x|\mathcal{T}), y) + \left(1 - \frac{i}{n}\right) \mathbb{E}_{x,y \sim P_{\mathcal{V}}, \mathcal{T} \stackrel{n}{\sim} P_{\mathcal{T}}} \ell(f(x|\mathcal{T}), y) \\ &= \left(\frac{i}{n}\right) e_n + \left(1 - \frac{i}{n}\right) e_0 \end{aligned}$$

and $e_n \leq e_0$ by the assumption that f is optimal under its training distribution. □

Lemma A.1. For functions $a, b : \Theta \rightarrow \mathbb{R}$ and $\alpha \in [0, 1]$,

$$\begin{aligned} &a(\arg \min_{\theta \in \Theta} (\alpha a(\theta) + (1 - \alpha)b(\theta))) \\ &b(\arg \min_{\theta \in \Theta} (\alpha a(\theta) + (1 - \alpha)b(\theta))) \end{aligned}$$

are monotonically decreasing and increasing, respectively, with respect to α .

Proof. Let $\Delta(\theta) = a(\theta) - b(\theta)$, $1 \geq j > i \geq 0$ and

$$\begin{aligned} \theta_i &\in \arg \min_{\theta \in \Theta} b(\theta) + i\Delta(\theta) \\ \theta_j &\in \arg \min_{\theta \in \Theta} b(\theta) + j\Delta(\theta) \end{aligned}$$

Then a is monotonically decreasing with respect to α if and only if $a(\theta_i) \geq a(\theta_j)$.

Case 1: $\theta_i = \theta_j$. Then $a(\theta_i) = a(\theta_j)$, $b(\theta_i) = b(\theta_j)$ and the statements holds.

Case 2: $\theta_i \neq \theta_j$. Then both the following conditions must be true.

$$b(\theta_j) - b(\theta_i) + i\Delta(\theta_j) - i\Delta(\theta_i) > 0 \quad (9)$$

$$b(\theta_j) - b(\theta_i) + j\Delta(\theta_j) - j\Delta(\theta_i) < 0 \quad (10)$$

If Eq. (9) did not hold, then θ_j would have been optimal at $\alpha = i$, i.e. $\theta_j \in \arg \min_{\theta \in \Theta} b(\theta) + i\Delta(\theta)$. Likewise, if Eq. (10) did not hold, then $\theta_i \in \arg \min_{\theta \in \Theta} b(\theta) + j\Delta(\theta)$.

Together, they imply

$$\begin{aligned} b(\theta_j) - b(\theta_i) + i\Delta(\theta_j) - i\Delta(\theta_i) &> b(\theta_j) - b(\theta_i) + j\Delta(\theta_j) - j\Delta(\theta_i) \\ i\Delta(\theta_j) - i\Delta(\theta_i) &> j\Delta(\theta_j) - j\Delta(\theta_i) \\ (i - j)(\Delta(\theta_j) - \Delta(\theta_i)) &> 0 \\ \Delta(\theta_j) - \Delta(\theta_i) &< 0 \end{aligned}$$

since $i - j < 0$. Plugging this into Eq. (9),

$$\begin{aligned} b(\theta_j) - b(\theta_i) + i\Delta(\theta_j) - i\Delta(\theta_i) &> 0 \\ b(\theta_j) - b(\theta_i) &> i(\Delta(\theta_i) - \Delta(\theta_j)) \\ b(\theta_j) - b(\theta_i) &> 0 \end{aligned} \quad (11)$$

which proves the second statement. Finally, plugging Eq. (11) into Eq. (10) concludes the proof.

$$\begin{aligned} (1 - j)(b(\theta_j) - b(\theta_i)) + j(a(\theta_j) - a(\theta_i)) &< 0 \\ a(\theta_j) - a(\theta_i) &< 0 \end{aligned}$$

□

A.2 Theorem 2.2

Proof. **Direction \mathcal{T} to \mathcal{V}** Holds by Theorem 2.1, as linearity implies convexity.

Direction \mathcal{V} to \mathcal{T} Starting from the definition of e and using the notational shorthand $\ell_P(f) = \mathbb{E}_{x,y \sim P} \ell(f(x), y)$,

$$\begin{aligned} e_i &= \mathbb{E}_{x,y \sim P_{\mathcal{V}}} \ell(f_i(x), y) \\ &= \ell_{P_{\mathcal{V}}}(f_i) \\ &= \ell_{P_{\mathcal{V}}}(\arg \min_{f \in \mathcal{F}} \mathbb{E}_{x,y \sim M_{P_{\mathcal{T}}, P_{\mathcal{V}}}(1 - \frac{i}{n}, \frac{i}{n})} \ell(f(x), y)) \\ &= \ell_{P_{\mathcal{V}}}\left(\arg \min_{f \in \mathcal{F}} \frac{i}{n} \ell_{P_{\mathcal{V}}}(f) + \left(1 - \frac{i}{n}\right) \ell_{P_{\mathcal{T}}}(f)\right) \end{aligned} \quad (12)$$

By Lemma A.2, e is convex with respect to $\frac{i}{n}$, and thus also with respect to i since n is a fixed constant. □

Lemma A.2. For $\alpha \in [0, 1]$, let $a, b : \Theta \rightarrow \mathbb{R}$ be strictly convex and differentiable (where \dot{a} denotes $\frac{\partial a}{\partial \theta}$) over

$$\begin{aligned} \Theta^* &= \{\theta \in \arg \min_{\theta \in \Theta} (\alpha b(\theta) + \alpha \Delta(\theta))\} \quad \forall \alpha \in [0, 1] \\ &= \{\theta \in g(\alpha)\} \quad \forall \alpha \in [0, 1] \subseteq \Theta. \end{aligned}$$

If $\frac{\dot{a}}{b}$ is convex, decreasing over Θ^* , then

$$a(\arg \min_{\theta \in \Theta} (\alpha a(\theta) + (1 - \alpha)b(\theta)))$$

is convex over α .

Proof. If $\frac{\dot{a}}{b}$ is convex, decreasing then $\frac{-\dot{b}}{\Delta}$ is also convex decreasing.

$$\frac{\dot{a}}{b} \text{ convex, decreasing} \Leftrightarrow \frac{-\dot{\Delta}}{\dot{b}} \text{ concave, increasing} \quad (13)$$

because $\frac{-\dot{\Delta}}{b} = \frac{\dot{b}-\dot{a}}{b} = 1 - \frac{\dot{a}}{b}$.

Further, we know $\frac{-\dot{\Delta}}{b} \geq 0$ because $\dot{a} \leq 0$ and $\dot{b} \geq 0$ by Lemma A.1. Then $\frac{-\dot{b}}{\Delta}$ is convex decreasing by the composition of the convex, decreasing function $\frac{1}{x}$ and the concave increasing $\frac{-\dot{\Delta}}{b}$. Note in the case where $\dot{\Delta} = 0$, $g(\alpha)$ is constant and the lemma holds.

At the minimum of $b(\theta) + \alpha\Delta(\theta)$,

$$\begin{aligned} 0 &= \dot{b} + \alpha\dot{\Delta} \\ \alpha &= \frac{-\dot{b}}{\dot{\Delta}} \end{aligned}$$

Thus, $g^{-1}(\theta) = \frac{-\dot{b}}{\dot{\Delta}}$ is convex, decreasing and $g(\alpha)$ is concave, increasing. Finally $a(g(\alpha))$ is convex, decreasing by the composition of a convex, non-increasing and concave function. \square