

# Rapid Bipedal Gait Design Using C-FROST with Illustration on a Cassie-series Robot

Ayonga Hereid\*, Omar Harib\*, Ross Hartley, Yukai Gong, and Jessy W. Grizzle

University of Michigan, Ann Arbor MI 48109, USA

**Abstract.** One of the big attractions of low-dimensional models for gait design has been the ability to compute solutions rapidly, whereas one of their drawbacks has been the difficulty in mapping the solutions back to the target robot. This paper presents a set of tools for rapidly determining solutions for “humanoids” without removing or lumping degrees of freedom. The main tools are: (1) C-FROST, an open-source C++ interface for FROST, a direct collocation optimization tool; (2) multi-threading; and (3) following the lead of the manipulator community, removing the Coriolis terms in the model. The results will be illustrated on a 20-DoF floating-base model for a Cassie-series bipedal robot through numerical calculations and physical experiments.

## 1 Introduction

Low-dimensional inverted pendulum models are by far the most common approach in the literature to getting around the analytic and computational challenges imposed by today’s humanoid robots [18, 23]. In this approach, one maps a locomotion task onto motion of the center of mass of a linear inverted pendulum (LIP), a spring-loaded inverted pendulum (SLIP), or other simplified models [21] and equips the model with a “foot-placement strategy” for stability [19, 24, 25]. The overall simplicity of this approach is one of its uncontested advantages. On the other hand, when designing agile motions, guaranteeing stability in the full-order model and exploiting the full capability of the machine, especially in light of physical constraints of the hardware or environment, are among its important drawbacks.

Because of these drawbacks, numerous groups are pursuing systematic approaches to utilize a high-dimensional mathematical model of a legged robot when designing dynamic behaviors and also when designing controllers that are sufficiently robust to realize these behaviors on the physical hardware. Speaking first to dynamic gait design, there is an increasing trend in the development of optimization-based whole body planning algorithms which directly utilize more complicated dynamic models [6, 11, 17, 20]. These applications typically use general-purpose nonlinear programming solvers, e.g., IPOPT [31] or SNOPT [12], to formulate the motion planning problems. Others are advocating state-of-the-art optimal control toolboxes, such as GPOPS [22], DIRCOL [30] or PSOPT [5], that come with advanced trajectory optimization algorithms. These latter packages, however, either lack an effective framework for users to construct the robot

---

\*Ayonga Hereid and Omar Harib contributed equally to this work.

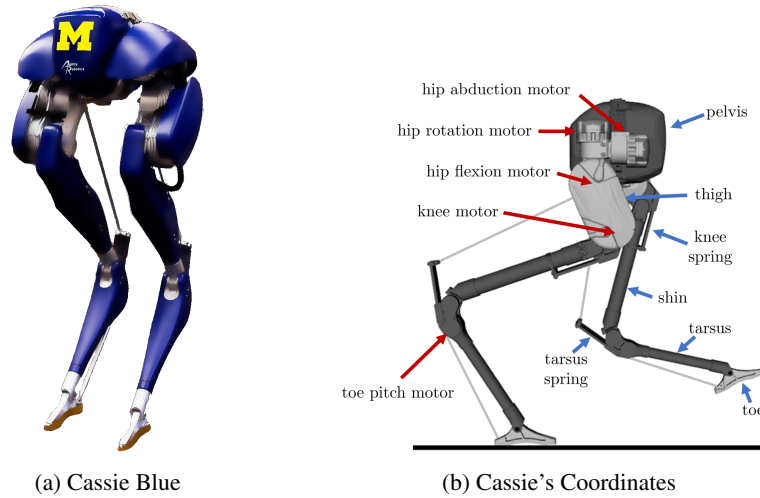


Fig. 1: (a) Shows Cassie Blue, one of the Michigan copies of the Cassie series of robots built by Agility Robotics. (b) Shows the joints and the kinematic model of the robot.

model or are not capable of solving large-scale problems that are very common for today’s agile walking robots. More recently, several open-source robotic toolboxes, including DRAKE [29] and FROST [15], have been developed to provide an integrated modeling, planning, and simulation environment for complex robotic systems. Both DRAKE and FROST are capable of optimizing dynamic walking gaits for high degree of freedom (DOF) robots using the full-order natural dynamic models of the machines. While DRAKE is implemented in a C++ environment for efficiency, FROST is developed as a MATLAB package for rapid prototyping. To speed up the computational speed for high-dimensional robotic systems, FROST is equipped with a custom symbolic math toolbox to generate optimized C++ code for computing system dynamics and kinematics functions. Moreover, FROST is capable of computing the analytic derivatives of optimization constraints and cost functions symbolically, and *even more importantly, it can precisely determine the sparsity structure of the nonlinear trajectory optimization problem*. With these features, FROST generates dynamic biped walking gaits using the full-order dynamics for a full-size humanoid robot (e.g., DURUS) in less than 10 minutes [16]. Since its inception, FROST has been used for fast dynamic gait generation of various bipedal robots [1, 14, 27].

In this paper, we present C-FROST, an open-source package that converts the direct collocation trajectory optimization problem constructed in FROST to a more computationally efficient C++ code. By reducing the computational overhead of MATLAB functions, we are able to increase the speed over previous full-order dynamic optimization problems by a factor of six to eight for a single gait. The implementation of C-FROST also makes it easier to deploy parallel computation on cloud servers for the generation of a large set of different gaits, a feature that allows the gait library approach presented in [9] to be practical on high-dimensional 3D bipedal robots and advanced exoskele-

tons [14]. Beyond generating families of gaits for various walking speeds, directions, and terrain slopes, the ability to generate gaits in parallel for a family of models is also useful for iterative design of legged mechanisms [7, 26]. Finally, as is well known for manipulators, we show that for bipedal robots, in many instances, the “velocity terms” in the model can be neglected, and doing so significantly speeds up the optimization process.

The remainder of the paper is organized as follows. Section 2 presents the testbed used in the paper, a Cassie-series biped by Agility Robotics. Section 3 overviews the FROST package and the optimization problem being solved here for gait design. Section 4 introduces a stand-alone open-source C++ package that carries out the optimization problem formulated in FROST. Its execution speeds are illustrated in Section 5 in terms of:

- including velocity terms vs suppressing them
- optimization in FROST vs C-FROST
- serial execution vs parallel, and
- laptop or desktop vs the cloud.

Section 6 demonstrates that the gait designs performed in the paper are viable on the Cassie robot. Conclusions are given in Section 7.

## 2 Testbed Model

The results of the paper will be illustrated on the Cassie-series bipedal robot shown in Fig. 1. The robot’s floating base model has 20 degrees of freedom (DOF), with seven joints in each leg with five of them actuated by electric motors through gearing and the other two joints are passive; indeed, they are realized via a specially designed four-bar linkage with one bar being a leaf spring. The robot is equipped with joint encoders and an inertial measurement unit (IMU). When in single support (SS) (i.e., supported on one foot), it is underactuated because the feet are narrow. Moreover, the springs in the four-bar linkages introduce additional underactuation.

Agility Robotics has released dynamic models of the robot in MuJuCo and in Gazebo [3]. These models include the springs in the legs. To date, the control work done at Michigan on the Cassie robot has assumed these springs have infinite stiffness, i.e, rigid links, [2] and this paper will do the same. The description of mechanical model of Cassie used in this paper is publicly released on GitHub<sup>1</sup>.

In this paper, we will use FROST to model and formulate a series of optimization problems for the Cassie robot corresponding to periodic walking, and then use C-FROST to rapidly generate these gaits in parallel. The optimization performance will be evaluated on multiple platforms—including remote cloud services—with different numbers of CPU cores. While the present paper is concerned with optimization of the open-loop model of Cassie, some of the designed gaits are implemented to demonstrate that they are physically realistic, and for that, a control policy is necessary. The control laws used in the simulations and experiments reported here are based on [10]. The details on the selection of virtual constraints for the Cassie robot and how the physical

<sup>1</sup>Available at [https://github.com/UMich-BipedLab/Cassie\\_Model](https://github.com/UMich-BipedLab/Cassie_Model).

constraints imposed for gait design relate to the physics of the robot will be given in a separate publication and the control code will be released on GitHub. To enhance our confidence that the presented optimization results are representative of what other users will find on their models, we have also run several of them on an 18-DOF exoskeleton model presented in [14]. These results are not reported here.

### 3 Dynamic Gait Optimization in FROST

FROST (Fast Robot Optimization and Simulation Toolkit) is an open source MATLAB toolbox that provides an integrated development framework for mathematical modeling, trajectory optimization, model-based control design, and simulation of complex robotic systems. One of its main features is a fast trajectory optimization algorithm for high-dimensional hybrid dynamical systems, such as legged robots. A typical process in FROST for the modeling and gait design of a bipedal robot is shown in Figure 2.

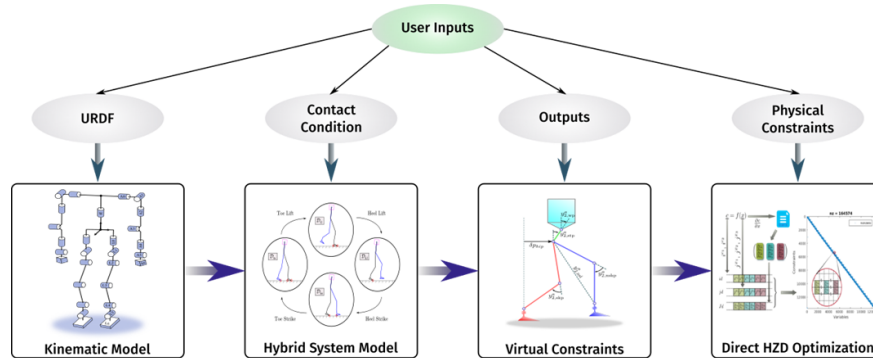


Fig. 2: The process of modeling and optimizing dynamic walking gaits in FROST. Given a robot model (e.g., via a URDF file), FROST makes it easy for users to define the desired behavior and provide the necessary physical constraints to formulate a realistic gait optimization problem.

#### 3.1 Modeling

FROST allows a user to easily compute analytical expressions of a robot’s kinematics and dynamics given the robot’s URDF file<sup>1</sup> or other equivalent model descriptions of the robot. Let  $q \in \mathcal{Q}$  be the configuration space of the robot, the floating-base dynamic equations of motion for Cassie can be expressed as

$$D(q)\dot{q} + C(q, \dot{q})\dot{q} + G(q) = Bu + J^T(q)\lambda, \quad (1)$$

<sup>1</sup>URDF represents for the Universal Robot Description Format. For more information, see <http://wiki.ros.org/urdf>.

where  $D(q)$  is the inertia matrix,  $C(q, \dot{q})\dot{q}$  contains the centrifugal and Coriolis terms,  $G(q)$  is the gravity vector,  $B$  is the torque distribution matrix, and  $\lambda$  is a vector of Lagrange multipliers representing the constraint wrenches from kinematic constraints, with  $J(q)$  being the Jacobian matrix.

*Remark 1.* Following work on manipulators, the product  $C(q, \dot{q})\dot{q}$  will be called the “velocity terms” [8]. For manipulators, it has been noted that the velocity terms can often be removed from the dynamic model (1) without adverse effects on accuracy [8, Chap. 10.7]. This seems not to have been investigated for bipedal locomotion. This practice—which simplifies the computation of system dynamics without reducing a high-dimensional system to a low-dimensional representation—will be shown here to be useful for generating dynamic locomotion in Cassie. In FROST, one can remove the velocity terms from the system dynamics by simply setting the option, `OmitCoriolisSet`, to `true` when loading the robot’s dynamics.

There are typically two types of kinematic constraints associated with a robot’s dynamics: internal constraints from the mechanical linkages, such as a four-bar link, and external constraints from interaction with the environment, such as ground contacts. In FROST, both constraints are modeled as holonomic constraints assuming a rigid ground model and rigid linkages [16]. For example, we model Cassie’s four-bar linkages as a holonomic constraint by assuming the springs are rigid links, and we model the foot contact with the ground as a line contact with friction in consideration of the narrow feet of Cassie. Letting  $J(q)$  be the Jacobian of the kinematic constraints, the holonomic constraints are enforced as:

$$J(q)\ddot{q} + \dot{J}(q, \dot{q})\dot{q} = 0. \quad (2)$$

Combining (1) and (2) determines the constraint wrenches,  $\lambda$ . However, for certain kinematic constraints, such as ground contacts, additional admissible unilateral conditions on the wrenches must be respected. An example of such unilateral constraints is the non-sliding friction cone of the foot contact with the ground. These unilateral constraints are included as physical constraints in the gait optimization problem described next.

### 3.2 Gait Trajectory Optimization

The gait optimization in FROST is based on the hybrid zero dynamics (HZD) framework [33] that was designed to mathematically synthesize controllers for realizing hybrid dynamical maneuvers, such as bipedal locomotion. One reason for using HZD is that by enforcing virtual constraints that are invariant through impact, the stability properties of the high-dimensional hybrid model are effectively captured in a lower-dimensional representation. Indeed, if one can find virtual constraints for which a periodic orbit is (locally) exponentially stable in the low-dimensional model, then there exists a class of feedback controllers that can be used to stabilize it in the full-order robot dynamics.

In FROST, the gait optimization problem is formulated as a nonlinear constrained optimization problem that determines the appropriate set of virtual constraints for a desired walking gait in terms of the robot’s speed, direction, ground slope, etc. In particular, FROST uses direct collocation methods to formulate a gait optimization problem as a nonlinear programming (NLP) problem. For more details about formulating the direct collocation gait optimization problem, the reader is referred to [16]. Here, we explain the structure of an NLP problem in FROST, and in the next section will present how to implement this optimization problem in C++ using this structure.

Let  $X \in R^{N_x}$  with  $N_x$  being the total number of optimization variables. An NLP problem in FROST has the following structure:

$$X^* = \underset{X}{\operatorname{argmin}} \sum_{i=1}^{N_o} \mathcal{L}_i(x_i) \quad (3)$$

$$\text{s.t. } \mathcal{C}_j^l \leq \mathcal{C}_j(x_j) \leq \mathcal{C}_j^u \quad \forall j \in [1, \dots, N_c], \quad (4)$$

$$X^l \leq X \leq X^u, \quad (5)$$

where  $N_o$  is the total number of cost functions with each cost function  $\mathcal{L}_i$  has dependent variables  $x_i$ , where each  $x_i$  is a collection of components of  $X$ ,  $N_c$  is the total number of constraint functions, each constraint  $\mathcal{C}_j$  has dependent variables  $x_j$  (again, each  $x_j$  is also a collection of components of  $X$ ), and  $\mathcal{C}_j^l$  and  $\mathcal{C}_j^u$ , and  $X^l$  and  $X^u$ , respectively, are the lower and upper bounds of  $\mathcal{C}_j$  and  $X$ . We also denote  $\mathcal{C} = [\mathcal{C}_1; \dots; \mathcal{C}_{N_c}]$  as the vector of all constraints, and  $\mathcal{C}^l$  and  $\mathcal{C}^u$  as the lower and upper bound vectors of  $\mathcal{C}$ , respectively.

A particular advantage of using FROST is its custom designed MATLAB symbolic math toolbox powered by the Wolfram Mathematica kernel as the backend<sup>1</sup>. FROST can compute the symbolic expressions of all constraints and cost functions and export them to optimized C++ codes for fast computation. It also computes their analytic derivatives, i.e., Jacobian matrices, with respect to the corresponding dependent variables and examines the non-zero entries in each Jacobian matrix. Then it generates two functions: one provides the row and column indices of all non-zero entries, and another one computes the values of these entries. Together, these two function can be used to formulate the sparse Jacobian matrix of the constraint or the cost function.

In FROST, the exported C++ functions will be compiled as MEX functions in MATLAB and will be called as subroutines by the NLP solvers, e.g., IPOPT.

## 4 C++ Implementation of FROST Gait Optimization

This section presents C-FROST<sup>2</sup>, an open source package that allows the user to convert and run their FROST gait optimization problem in a native C++ environment instead of MATLAB. By reducing the computational overhead in the MATLAB environment,

<sup>1</sup>A tutorial on using this symbolic math toolbox in MATLAB can be found here: [https://ayonga.github.io/frost-dev/pages/symbolic\\_overview.html](https://ayonga.github.io/frost-dev/pages/symbolic_overview.html).

<sup>2</sup>The package is publically available at <https://github.com/UMich-BipedLab/C-Frost>.

**Procedure 1** Evaluation of the NLP Constraints

---

```

1: procedure EVALFUNC( $X$ , Constraints)
2:   Initialize  $\mathcal{C} \leftarrow 0$ 
3:   for all  $f_j \in \text{Constraints}$  do
4:      $x_j \leftarrow$  the dependent variables of  $f_j$  from  $X$ 
5:      $\text{aux} \leftarrow$  the auxiliary constants of  $f_j$ 
6:      $\mathcal{C}_j \leftarrow$  the evaluation of  $f_j(x_j; \text{aux})$ 
7:      $r_j \leftarrow$  the indices of  $\mathcal{C}_j$  values in  $\mathcal{C}$ 
8:      $\mathcal{C}(r_j) \leftarrow \mathcal{C}_j$ 
9:   end for
10:  return  $\mathcal{C}$ 
11: end procedure

```

---

C-FROST noticeably speeds up the gait optimization problem constructed in FROST. It also comes with a few added benefits such as:

- making it easier to execute multiple optimization problems in parallel on multi-core processors; and
- allowing easier deployment of parallel optimization to remote cloud services.

The ability to run many different gait optimization in parallel is particularly useful for learning-based control approaches as described in [9, 10], and can also be used in the mechanical design process of a robot, where instead of gait characteristics varying, link lengths, mass distributions, and gear ratios are varied [26, 32].

C-FROST contains two main components: a collection of MATLAB functions that convert and export the original optimization problem in MATLAB to a set of C++ functions and JSON configuration files; and a C++ program that uses these exported functions and configuration files to run the optimization on a native Linux environment by calling the IPOPT solver directly.

**Exporting the NLP Problem.** To export the NLP problem to the C-FROST format, we first extract the data structure of the problem in (3) and export this information as a collection of JSON files. For each constraint, the following information is required:

- the associated C++ functions,  $f_j$  to compute the constraint or cost function,  $G_j$  to compute the non-zeros in the Jacobian matrix, and  $G_{s_j}$  to return the indices of non-zero terms;
- the index-dependent variables  $x_j$  in  $X$ ;
- the indices of constraints  $\mathcal{C}_j$  in  $\mathcal{C}$ ;
- the auxiliary constant data  $\text{aux}$  required to compute  $f_j$ ;
- the indices of non-zero Jacobian entries  $G_j$  in  $G_{nz}$ .

The above information is constructed as arrays of structured data, `Constraints`, and exported to a JSON file. The same information for the cost functions is also formulated and exported to the same JSON file. We also generate two additional configuration files with one storing the boundary values of constraints and optimization variables and another storing the initial guess for the NLP solver. The C++ functions  $f_j$ ,  $G_j$  and  $G_{s_j}$  are generated automatically using the symbolic math toolbox in FROST.

**Procedure 2** Evaluation of the sparse Jacobian matrix of NLP Constraints

---

```

1: procedure EVALJAC( $X$ , Constraints)
2:   Initialize  $G_{nz} \leftarrow 0$ ,  $i_R \leftarrow 0$ ,  $j_C \leftarrow 0$ 
3:   for all  $f_j \in \text{Constraints}$  do
4:      $x_j \leftarrow$  the dependent variables of  $f_j$  from  $X$ 
5:      $\text{aux} \leftarrow$  the auxiliary constants of  $f_j$ 
6:      $J \leftarrow$  the evaluation of  $G_j(x_j; \text{aux})$ 
7:      $(i_r, j_c) \leftarrow$  the evaluation of  $G_{s_j}(x_j; \text{aux})$ 
8:      $r_j \leftarrow$  the indices of  $J$  values in  $G_{nz}$ 
9:      $G_{nz}(r_j) \leftarrow J_i$ ,  $i_R(r_j) \leftarrow i_r$ ,  $j_C(r_j) \leftarrow j_c$ 
10:  end for
11:  return sparse( $G_{nz}$ ,  $i_R$ ,  $j_C$ ) ▷ Construct the sparse matrix
12: end procedure

```

---

**Evaluating the NLP Problem.** Using the generated C++ functions, C-FROST will create a C++ program that calls the interior-point-based NLP solver IPOPT as a shared object to solve the direct collocation optimization problem. The program will first read the exported configuration files to construct a problem for IPOPT, and then call the IPOPT optimization routine, which requires sub-routine functions that compute the cost function and its gradient, the constraints, and the sparse Jacobian of the constraints. In Procedure 1, we describe how the constraints are computed. The same procedure applies to the cost function. Procedure 2 illustrates the construction of the sparse Jacobian matrix for constraints, using the generated C++ functions and other indexing information. Again, the same procedure is used for calculating the gradient of the cost function. It is important to note that we will only need to compute the non-zero entries in the Jacobian matrix. Considering that the percentage of non-zero entries in the Jacobian of a FROST-generated NLP problems is often far less than 1%, this significantly reduces the overall computational load.

## 5 Computational Results

This section shows the computational performance for creating a collection of periodic walking gaits for Cassie Blue (see Figure 1a) under different scenarios using C-FROST.

### 5.1 Optimization Problem

The primary problem being illustrated is the design of a library of  $11^3 = 1,331$  periodic gaits<sup>1</sup>, defined on a cubic uniform grid with:

- 11 different backward/forward walking speeds ranging from  $-1$  m/s to  $1$  m/s;
- 11 different left/right walking speeds ranging from  $-0.3$  m/s to  $0.3$  m/s; and
- 11 different inclinations of the ground surface from  $-15$  cm to  $15$  cm per step.

<sup>1</sup>The source code of this work is now publically available on [https://github.com/UMich-BipedLab/Cassie\\_CFROST](https://github.com/UMich-BipedLab/Cassie_CFROST).



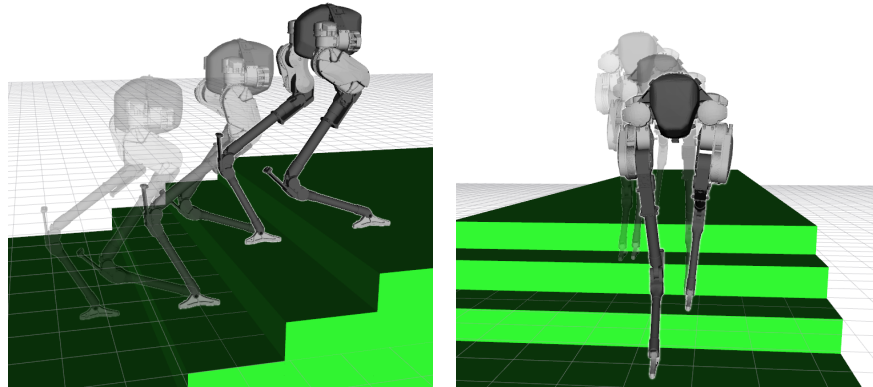
Two of the gaits from this set are pictured in Figure 3. When formulating the gait optimization problems, we impose periodicity over two steps in addition to the desired walking speeds and ground inclinations. The optimization problems are formulated in FROST using the structure described in (3). They capture torque and joint limits of the Cassie robot as well as:

- Fixed step duration of 0.4 s;
- Swing foot clearance of at least 15 cm at midstep;
- Ground reaction forces respect the friction cone and ZMP condition [13];
- Zero swing foot horizontal speeds at impact;
- For purely sagittal plane walking, require the two steps in a gait to be symmetric;
- Sagittal plane walking gaits have tighter bounds on hip abduction and rotation motors than gaits that include lateral motion; and
- Torso must remain upright within  $\pm 3$  degrees pitch and roll limits.

The cost function to be minimized in the optimization is

$$\mathcal{L} = \int_0^T \|u(t)\|^2 dt, \quad (6)$$

where  $u(t)$  is a vector of motor torques and  $T$  is the period of one step. The “pseudo energy” in (6) is not normalized by step length because the step duration is constrained.



(a) 15 cm step up while walking forward at 1 m/s. (b) 15 cm step down while walking forward at 1 m/s and left at 0.3 m/s.

Fig. 3: Stereoscopic tiles for stepping up/down at different walking speeds.

## 5.2 Removing the Velocity Terms

We first investigate the effect of removing the velocity terms from a bipedal robot’s dynamics. How much do the velocity terms contribute to a typical walking gait? Will removing the terms significantly reduce the optimization time?

It has been a classical maneuver in the control community for manipulator arms to remove the velocity terms from the dynamic model [8, Chap. 10.7]. The intuition is that a manipulator’s motions are often sufficiently slow such that the squared velocity terms

have very little impact on the system dynamics. To determine the relative contribution of the velocity terms compared to other components (such as the gravity and inertial effects) in the natural dynamics of a biped, we measure quantities,  $\|D(q)\dot{q}\|$ ,  $\|C(q, \dot{q})\dot{q}\|$ , and  $\|G(q)\|$ , along a periodic orbit of a walking gait. Figure 4 shows the contributions of the various terms when Cassie is walking forward at 1 m/s. As seen, the contribution of velocity terms is significantly overshadowed by the inertial and gravity terms.

Of course, looking at norms is a crude measure and saving computation time is only interesting if the performance of a gait computed on the basis of a model without the velocity terms is sufficiently similar to the model with the velocity terms. Here, “performance” will be interpreted in terms of the resulting limit cycle, motor torques, and the ground reaction forces. To investigate these, two gaits are generated for forward walking at 1 m/s on flat ground, one including the velocity terms and one dropping them. Figure 5 compares the limit cycles for a typical actuated joint and the only passive degree of freedom when in single support, namely the torso roll angle. While not identical, the differences could be not discerned in an experiment. The left knee joint orbits are within two tenths of a degree while the maximum deviation in roll angle is less than one degree. Figure 6 shows the torques associated with the two gaits and the normal component of the stance foot ground reaction force. Once again, the differences seem to be unimportant. It should be noted that the reported differences could be as much due to local minima as the velocity terms.

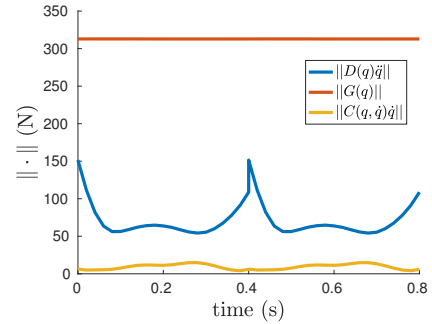


Fig. 4: Comparison of the relative contributions of the various components of the dynamic equation (1) for forward walking at 1 m/s on flat ground.

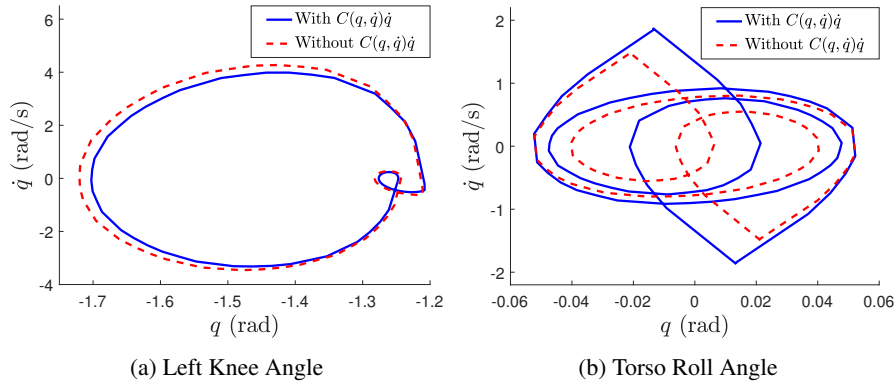


Fig. 5: Projections of the periodic orbits for the gait in Fig. 4 over one step on each leg. (a) A typical actuated joint, the left knee, and (b) the only “passive” variable in single support, torso roll. Note that the roll difference is less than one degree.

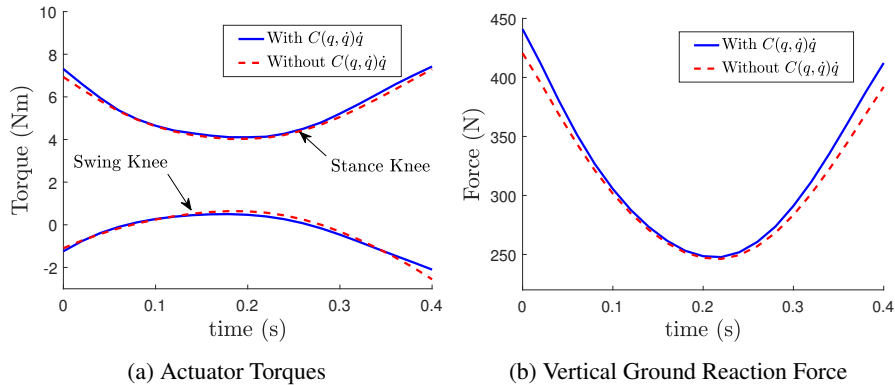


Fig. 6: Comparison of the actuator torques and the vertical ground reaction force for the gait in Fig. 4 over one step.

Dropping the velocity terms from (1) significantly reduces the time to create and run the gait optimization problem in (3) while using FROST with C-FROST. To determine the performance boost, we conducted the following tests on a desktop computer with a 10-core i9-7900X @ 3.3GHz and 64GB RAM running Ubuntu 16.04. In the first set of tests, we compared the compilation time of the 2-step periodic gait optimization problem for Cassie, as described in Section 5.1. While compiling the program with the velocity terms requires around 16 hours (i.e., almost 1000 minutes), it only takes approximately 10 minutes without the velocity terms, hence almost 100 times faster. Since the program only needs to be compiled when changes in the problem structure are made, this may not be an important consequence for many cases. But this becomes important when doing iterative hardware designs in which the robot model changes regularly.

The most useful benefit of dropping the velocity terms from the dynamics equation is the reduced evaluation time for performing a gait optimization. Table 1 shows the results of running the optimizations in parallel for the library of 1331 gaits<sup>1</sup> under these two different cases. On average, dropping the velocity terms results

Table 1: Performance comparison of optimizing 1331 gaits in parallel with and without the velocity terms from (1).

	With $C(q, \dot{q})\dot{q}$	Without $C(q, \dot{q})\dot{q}$
Total time (min)	486.17	13.83
Avg. time (sec)	21.92	0.62
Avg. # of iter.	587	104
Median # of iter.	493	92

in run times that are approximately 36 times less than when keeping them. From our tests, the speed-up is due to fewer iterations being required for convergence as well as less time required to evaluate each iteration when dropping the velocity terms. Since there is no need to compute the complicated velocity terms and associated derivatives,

<sup>1</sup>These gaits use the same problem structure with different variables and constraint bounds, therefore, there is no need to re-compile the program for each optimization.

the average evaluation time for each iteration was reduced from 37 ms to 6 ms when dropping them. Interestingly, the median number of iterations when keeping the velocity terms is around 5 – 6 times more than without them. While it is difficult to determine the reason for this, we speculate that the velocity terms increase the nonlinearity (or complexity) of the problem as well as decreasing the sparsity of the constraint Jacobians.

### 5.3 Gait Optimization using C-FROST

Next, we perform several benchmark tests to show how C-FROST can be used to improve the gait optimization process. We first compare its performance with the original MATLAB implementation in FROST, and then secondly, we demonstrate how it can be deployed to run in parallel on different platforms, including commercial cloud servers. Note that, we specifically remove the velocity terms in the rest of the tests.

**Comparison versus FROST.** In this comparison, we tested sequentially running a smaller set of 11 sagittal-plane gaits on flat ground using FROST on MATLAB and using C-FROST running as a native program on Ubuntu 16.04. The comparison was run on a ThinkPad WorkStation P50 with a 2.8GHz Xeon E3 processor.

In our test, it took 460 seconds to generate all 11 gaits when running on MATLAB, whereas, using C-FROST resulted in the gaits being generated in 132 seconds. The result shows that using C-FROST speeds up the gait optimization process by 3.5 times. This demonstrates that C-FROST can be used to rapidly generate dynamic motions for legged robots without dealing with the computational overhead associated with MATLAB while still allowing one to use the easy-to-prototype environment provided by FROST. *It should be noted that the comparison is the time it takes to run the optimizations and excludes the setup time to define the optimization problems since the latter is essentially the same for both methods.*

**Generating gaits in parallel.** The program generated from C-FROST is also easily parallelized. In our final test, all 1,331 gaits were generated in a single batch by running the optimization solvers in parallel under identical settings using all available cores on various computing platforms. When attempting to run multiple optimizations in parallel, we use the GNU Parallel package [28]. Table 2 shows the computation times, specific machines, number of cores, and OS.

The results show that utilizing all available computing resources of the given platforms, C-FROST can dramatically reduce the total time to compute batches of gaits. This feature is particularly important for learning based walking controllers, which require that one generate a large set of gaits as training data. In particular, users can take advantage of commercial cloud servers, such as Amazon’s AWS or Google’s GCP to generate a large set of gaits in a much shorter time period. For example, using 36 vCPUs on AWS yields an average-per-gait computation time of less than 0.4 seconds and the total bill for the 1,331 gaits was \$ 0.57. An interesting observation is that run times on native Ubuntu vs using Ubuntu on the Windows Subsystem for Linux (WSL) are similar.

Table 2: Time to perform  $11^3 = 1,331$  optimizations for the Cassie URDF model, without the velocity terms. The same pre-compiled code is run on all platforms. The average compute time for a gait is similar in all cases; the total times essentially inversely scale with the number of threads with slight differences with regards to the CPU frequency.

Computing Resource	CPU Cores	OS	Time (min)
Surface Pro 2017 i7-7660U @ 2.5GHz	2 cores (4 threads)	Ubuntu 16.04 on WSL	67.09
Dell XPS 9560 i7-7700HQ @ 2.8GHz	4 cores (8 threads)	Ubuntu 16.04 on WSL	38.87
Dell XPS 9560 i7-7700HQ @ 2.8GHz	4 cores (8 threads)	Ubuntu 16.04	36.88
Desktop, i9-7900X @ 3.30GHz	10 cores (20 threads)	Ubuntu 16.04	13.83
Google GCP Xeon Skylake @ 2.0 GHz	24 vCPUs (24 threads)	Ubuntu 16.04	16.95
Amazon EC2 Xeon E5-2666 v3 @ 2.6 GHz	36 vCPUs (36 threads)	AMI Linux 4.14	8.85
Amazon EC2 Xeon Platinum @ 3.0 GHz	72 vCPUs (72 threads)	AMI Linux 4.14	4.32

## 6 Experiments

As stated previously, the purpose of the experiments is to show that the gaits being designed are physically realistic. While the controller is based on [10], the details will be published separately.

During this preliminary test, the 11 sagittal gaits with speeds ranging from -1.0 m/s to 1.0 m/s on flat ground were used to generate a gait library [10] for Cassie Blue to regulate the forward and backward walking speeds. A heuristic foot placement controller was also applied to stabilize the lateral motion of the robot. In the experiment, we used a remote controller to command a reference speed profile and the robot utilized the gait library to follow the commanded speeds. The robot was able to accelerate from 0 m/s to 0.8 m/s in around 10 seconds and then slow down to walking in place (e.g., 0 m/s) in 5 seconds. Then the robot was commanded to walk backward with almost constant velocity at 0.3 m/s across the room to return to the starting point. Figure 7a shows the tracking of the commanded velocity in the experiment. In addition, Figure 7b compares the similarity in the phase portraits of the right knee angle from optimization and experiment when the robot is stepping in place (i.e., zero forward velocity). A video that illustrates the different walking motions from the gait library from optimization and the presented experimental results can be seen [4]. In the future work, we plan to implement the library of 1,331 gaits on Cassie Blue to achieve versatile uneven terrain walking.

## 7 Conclusions

The dynamic models of today’s bipedal robots are hugely complex. This has led to some research groups advocating the use of simplified models while other groups, such

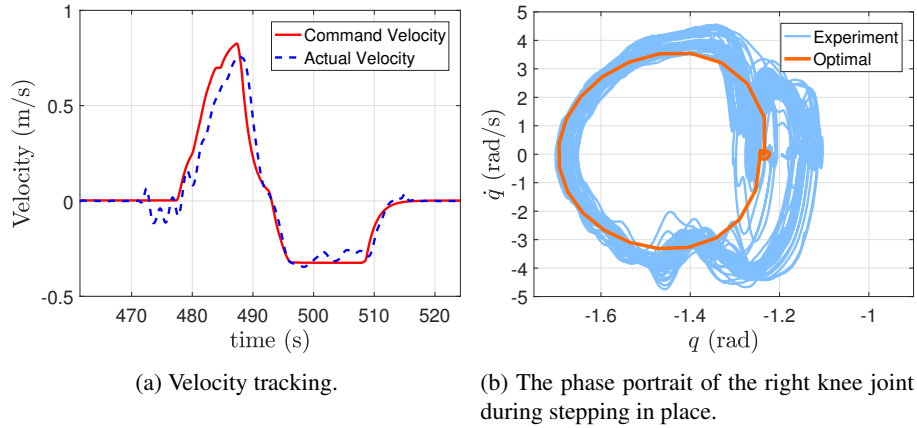


Fig. 7: Experimental results for a gait-library-based controller on Cassie Blue.

as ours, have steadfastly used the full dynamic model when doing control design. This paper has shown that the “full” models can be simplified without altering the kinematic relations and with seemingly minimal consequence on gait designs for a Cassie-series biped walking at 1 m/s. The “trick”, well known to the manipulator community, is to remove the “velocity terms”. Here it allowed gait optimization times to be cut in half and reduced model compile times in C++ by 90%.

The main objective of the paper was the presentation of C-FROST, an open-source C++ interface for the direct collocation optimization tool, FROST, which works with MATLAB. Using C-FROST, gait designs for Cassie could be sped up very significantly. For a single gait, C-FROST completes an optimization in 12 seconds vs 42 seconds in FROST. The speed up is much more significant when doing multiple gaits, such for computing a (periodic) gait library [10] or building an invariant surface of open-loop transition trajectories [9]. The paper documented the parallel computation in C-FROST of 1,331 gaits for a Cassie-series bipedal robot for a range of platforms. The computation time is roughly 12.4 seconds per gait for a single thread on a single core. Hence, on a machine with ten cores (20 available threads), the time per gait in a large batch is roughly 0.6 seconds. Currently, the time to run an optimization is essentially equal to the problem set up time, which in Frost, takes about a second. This paper has not looked at reducing that part of the design process.

## ACKNOWLEDGMENT

The authors thank D. Da for suggesting that we look into the importance of the “velocity terms” in biped models. The work of A. Hereid, O. Harib, and Y. Gong was supported by NSF Grant NRI-1525006. The work of R. Hartley is supported by the Toyota Research Institute (TRI) under award number N021515. The work of J. Grizzle was supported in part by NSF Grant NRI-1525006 and in part by TRI-N021515. The paper reflects only the opinions of its authors and not those of their funding bodies.

## References

1. Cassie Blue. [https://www.youtube.com/watch?v=oyKCBc9CZUA&list=PLFe0SMV3hBCBPg0dDG9FbqOy\\_x7H9kEDJ](https://www.youtube.com/watch?v=oyKCBc9CZUA&list=PLFe0SMV3hBCBPg0dDG9FbqOy_x7H9kEDJ). Accessed: 2018-07-08.
2. Cassie Blue Playlist on YouTube. [https://www.youtube.com/watch?v=oyKCBc9CZUA&list=PLFe0SMV3hBCBPg0dDG9FbqOy\\_x7H9kEDJ](https://www.youtube.com/watch?v=oyKCBc9CZUA&list=PLFe0SMV3hBCBPg0dDG9FbqOy_x7H9kEDJ). Accessed: 2018-06-27.
3. Cassie Simulators by Agility Robotics. <http://www.agilityrobotics.com/sims/>. Accessed: 2018-06-27.
4. Video to Illustrate CFROST on the Bipedal Robot Cassie Blue. <https://youtu.be/SNFktmY87eQ>. Accessed: 2018-07-17.
5. Victor M Becerra. Solving complex optimal control problems at no cost with PSOPT. In *Computer-Aided Control System Design (CACSD), 2010 IEEE International Symposium on*, pages 1391–1396. IEEE, 2010.
6. Justin Carpentier, Steve Tonneau, Maximilien Naveau, Olivier Stasse, and Nicolas Mansard. A versatile and efficient pattern generator for generalized legged locomotion. In *IEEE International Conference on Robotics and Automation (ICRA)*, Stockholm, Sweden, May 2016.
7. C. Chevallereau, G. Abba, Y. Aoustin, F. Plestan, E. R. Westervelt, C. Canudas-De-Wit, and J. W. Grizzle. Rabbit: a testbed for advanced control theory. *IEEE Control Systems*, 23(5):57–79, Oct 2003.
8. John J Craig. *Introduction to Robotics: Mechanics and Control*. Pearson/Prentice Hall Upper Saddle River, NJ, USA:, 3 edition, 2005.
9. Xingye Da and Jessy Grizzle. Combining Trajectory Optimization, Supervised Machine Learning, and Model Structure for Mitigating the Curse of Dimensionality in the Control of Bipedal Robots. *arXiv preprint arXiv:1711.02223*, 2017.
10. Xingye Da, Omar Harib, Ross Hartley, Brent Griffin, and Jessy W Grizzle. From 2D design of underactuated bipedal gaits to 3D implementation: Walking with Speed Tracking. *IEEE Access*, 4:3469–3478, 2016.
11. Hongkai Dai, Andrés Valenzuela, and Russ Tedrake. Whole-body motion planning with centroidal dynamics and full kinematics. In *2014 14th IEEE-RAS International Conference on Humanoid Robots (Humanoids)*, pages 295–302. IEEE, 2014.
12. Philip E. Gill, Walter Murray, and Michael A. Saunders. SNOPT: An SQP algorithm for large-scale constrained optimization. *SIAM Review*, 47(1):99–131, 2005.
13. J. W. Grizzle, C. Chevallereau, R. W. Sinnet, and A. D. Ames. Models, feedback control, and open problems of 3D bipedal robotic walking. *Automatica*, 50(8):1955 – 1988, 2014.
14. Omar Harib, Ayonga Hereid, Ayush Agrawal, Thomas Gurriet, Sylvain Finet, Guilhem Boeris, Alexis Duburcq, Eva Mungai, Matthieu Masselin, Aaron D. Ames, Koushil Sreenath, and Jessy W. Grizzle. Feedback control of an exoskeleton for paraplegics: Toward robustly stable hands-free dynamic walking. *Conditionally Accepted to IEEE Control Systems Magazine*, 2018.
15. A. Hereid and A. D. Ames. FROST\*: Fast robot optimization and simulation toolkit. In *2017 IEEE/RSJ International Conference on Intelligent Robots and Systems (IROS)*, pages 719–726, Sept 2017.
16. A. Hereid, C. M. Hubicki, E. A. Cousineau, and A. D. Ames. Dynamic Humanoid Locomotion: A Scalable Formulation for HZD Gait Optimization. *IEEE Transactions on Robotics*, 34(2):370–387, April 2018.
17. Alexander Herzog, Nicholas Rotella, Stefan Schaal, and Ludovic Righetti. Trajectory generation for multi-contact momentum control. In *Humanoid Robots (Humanoids), 2015 IEEE-RAS 15th International Conference on*, pages 874–880. IEEE, 2015.

18. S. Kajita, F. Kanehiro, K. Kaneko, K. Yokoi, and H. Hirukawa. The 3D linear inverted pendulum model: a simple modeling for a biped walking pattern generation. In *Proceedings of the IEEE/RSJ International Conference on Intelligent Robots and Systems*, pages 239–246, 2001.
19. S. Kajita, T. Yamaura, and A. Kobayashi. Dynamic walking control of biped robot along a potential energy conserving orbit. 8(4):431–437, August 1992.
20. Scott Kuindersma, Robin Deits, Maurice Fallon, Andrés Valenzuela, Hongkai Dai, Frank Permenter, Twan Koolen, Pat Marion, and Russ Tedrake. Optimization-based locomotion planning, estimation, and control design for the Atlas humanoid robot. *Auton. Robots*, 40(3):429–455, March 2016.
21. Tad McGeer. Passive dynamic walking. *the international journal of robotics research*, 9(2):62–82, 1990.
22. Michael Patterson and Anil Rao. GPOPS-II: A MATLAB software for solving multiple-phase optimal control problems using hp-adaptive gaussian quadrature collocation methods and sparse nonlinear programming. *ACM Transactions on Mathematical Software (TOMS)*, 41(1):1, 2014.
23. J. Pratt, T. Koolen, T. de Boer, J. Rebula, S. Cotton, J. Carff, M. Johnson, and P. Neuhaus. Capturability-based analysis and control of legged locomotion, part 2: Application to m2v2, a lower-body humanoid. *The International Journal of Robotics Research*, 31(10):1117–1133, August 2012.
24. Jerry E Pratt and Russ Tedrake. Velocity-based stability margins for fast bipedal walking. pages 299–324. Springer, 2006.
25. Marc H Raibert et al. *Legged robots that balance*, volume 3. MIT press Cambridge, MA, 1986.
26. Jacob Reher, Eric A. Cousineau, Ayonga Hereid, Christian M. Hubicki, and Aaron D. Ames. Realizing dynamic and efficient bipedal locomotion on the humanoid robot DURUS. In *IEEE International Conference on Robotics and Automation (ICRA)*, 2016.
27. Jacob Reher, Ayonga Hereid, Shishir Kolathaya, Christian M. Hubicki, and Aaron D. Ames. Algorithmic foundations of realizing multi-contact locomotion on the humanoid robot DURUS. In *the 12th International Workshop on the Algorithmic Foundations of Robotics (WAFR)*. Springer, 2016.
28. O. Tange. Gnu parallel - the command-line power tool. *login: The USENIX Magazine*, 36(1):42–47, Feb 2011.
29. Russ Tedrake and the Drake Development Team. Drake: A planning, control, and analysis toolbox for nonlinear dynamical systems, 2016.
30. Oskar von Stryk. Users guide for DIRCOL version 2.1. *Simulation and Systems Optimization Group, Technische Universität Darmstadt*, [www.sim.informatik.tu-darmstadt.de/sw/dircol](http://www.sim.informatik.tu-darmstadt.de/sw/dircol), 1999.
31. Andreas Wächter and T. Lorenz Biegler. On the implementation of an interior-point filter line-search algorithm for large-scale nonlinear programming. *Mathematical Programming*, 106(1):25–57, 2005.
32. E. R. Westervelt and J. W. Grizzle. Design of asymptotically stable walking for a 5-link planar biped walker via optimization. In *Proceedings 2002 IEEE International Conference on Robotics and Automation (Cat. No.02CH37292)*, volume 3, pages 3117–3122, 2002.
33. E. R. Westervelt, J. W. Grizzle, C. Chevallereau, J. H. Choi, and B. Morris. *Feedback control of dynamic bipedal robot locomotion*. CRC press Boca Raton, 2007.