

Sparse Relaxed Regularized Regression: SR3.

Peng Zheng, Travis Askham, Stephen L. Brunton, J. Nathan Kutz, and Aleksandr Y. Aravkin

Abstract

Regularized regression problems are ubiquitous in statistical modeling, signal processing, and machine learning. Sparse regression in particular has been instrumental in scientific model discovery, including compressed sensing applications, variable selection, and high-dimensional analysis. We propose a new and highly effective approach for regularized regression, called SR3. The key idea is to solve a *relaxation* of the regularized problem, which has three advantages over the state-of-the-art: (1) solutions of the relaxed problem are superior with respect to errors, false positives, and conditioning, (2) relaxation allows extremely fast algorithms for both convex and nonconvex formulations, and (3) the methods apply to composite regularizers such as total variation (TV) and its nonconvex variants. We demonstrate the improved performance of SR3 across a range of regularized regression problems with synthetic and real data, including compressed sensing, LASSO, matrix completion and TV regularization. To promote reproducible research, we include a companion MATLAB package that implements these popular applications.

I. INTRODUCTION

Regression is the cornerstone of data science. In the age of big data, optimization algorithms are largely focused on regression problems in machine learning and AI. As data volumes increase, algorithms must be fast, scalable, and robust to low-fidelity measurements (missing data, outliers, etc). Regularization, which includes priors and constraints, is essential for the recovery of interpretable solutions in high-dimensional and ill-posed settings. Sparsity-promoting regression is one such fundamental technique, that enforces solution parsimony by balancing model error with complexity. Despite tremendous progress over the last 80 years, many difficulties remain, including (i) restrictive theoretical conditions for practical performance, (ii) fast solvers for large scale and ill-conditioned problems, (iii) practical difficulties with nonconvex implementations, and (iv) high-fidelity requirements on data. To overcome these difficulties, we propose a broadly applicable method, *sparse relaxed regularized regression* (SR3), based on a relaxation reformulation of *any* regularized regression problem. We demonstrate that SR3 is fast, scalable, robust to noisy and missing data, and flexible enough to apply broadly to regularized regression problems, ranging from the ubiquitous LASSO and compressed sensing (CS), to composite regularizers such as the total variation (TV) regularization, and even to nonconvex regularizers, including ℓ_0 and rank. SR3 improves on the state-of-the-art on all of these applications, both in terms of computational speed and performance. Moreover, SR3 is flexible and simple to implement. A companion open source package implements a range of examples using SR3.

The origins of regression extend back more than two centuries to the pioneering mathematical contributions of Legendre [32] and Gauss [26], [25], who were interested in determining the orbits of celestial bodies. These early works resulted in the commonly used least-squares fitting procedure, which minimizes the sum of the squared differences between observations and the predicted model. While the least-squares formulation has a satisfying statistical interpretation, one of the primary motivations for its use was the existence of tractable methods for computing its solution, which was of particular interest to Legendre and Gauss, who performed such calculations by hand. The term “regression” was later coined by Sir Frances Galton in the late 19th century to describe hereditary data that showed the measured heights of descendants of tall ancestors tend to regress down towards a statistical average, i.e. regression to the mean [24]. Karl Pearson, who also served as Galton’s biographer, went on to generalize the concept of regression and even formulated the first version of principal component analysis in 1901 [37]. The invention of the digital electronic computer in the mid 20th century greatly increased interest in regression methods, as computations became faster and larger problems from a variety of fields became tractable.

P. Zheng, T. Askham, J. Nathan Kutz and A. Aravkin are with the Department of Applied Mathematics at the University of Washington

S. Brunton is with the Department of Mechanical Engineering at the University of Washington

Manuscript received ***

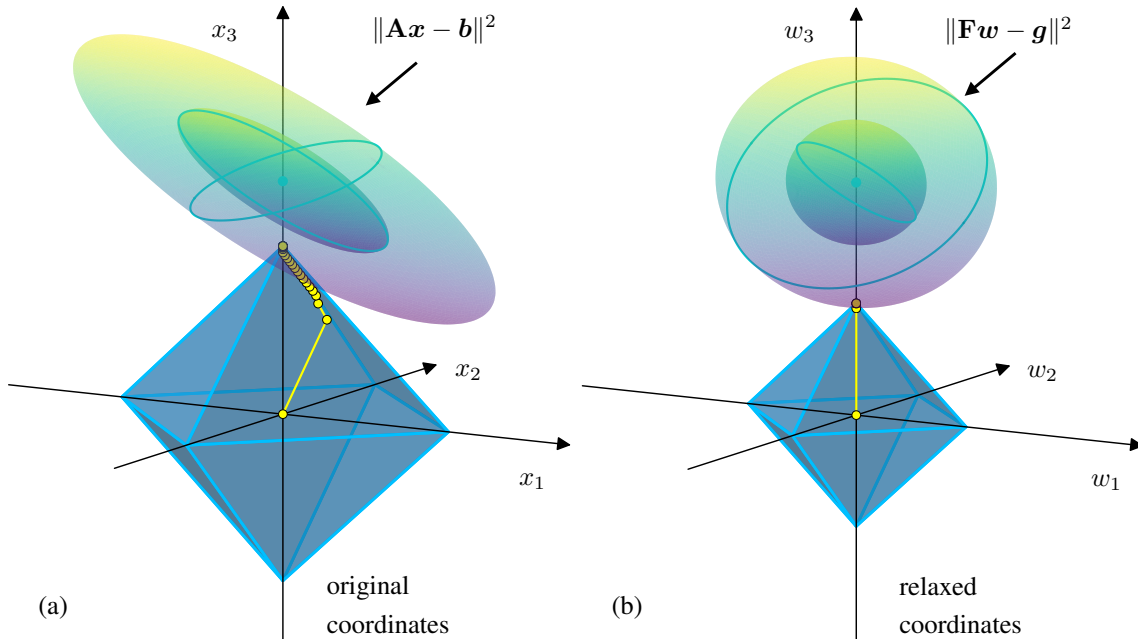


Fig. 1. (a) Level sets (green ellipses) of LASSO (1) and corresponding path of prox-gradient to the solution (40 iterations) in \mathbf{x} -coordinates. (b) Level sets (green spheres) of SR3 value function (3) and corresponding SR3 solution path (2 iterations) in relaxed coordinates \mathbf{w} . Blue diamonds show the ℓ_1 ball in each set of coordinates. \mathbf{F} decreases large singular values of \mathbf{A} without affecting small ones, ‘squashing’ the level sets into spheres, accelerating convergence, and improving performance.

It was recognized early on that many regression problems are ill-posed in nature, either being under-determined, resulting in an infinite set of candidate solutions, or otherwise sensitive to perturbations in the observations, often due to some redundancy in the set of possible models. Andrey Tikhonov [47] was the first to systematically study the use of regularizers to achieve stable and unique numerical solutions of such ill-posed problems. The regularized linear least squares problem is given by

$$\min_{\mathbf{x}} \frac{1}{2} \|\mathbf{Ax} - \mathbf{b}\|^2 + \lambda R(\mathbf{Cx}), \quad (1)$$

where $R(\cdot)$ is the regularizer, \mathbf{C} is a linear map, and λ parametrizes the strength of the regularization. Tikhonov proposed a simple ℓ_2 penalty, i.e. $R(\mathbf{x}) = \|\mathbf{x}\|^2 = \sum x_i^2$, which eventually led to the formal introduction of the *ridge* regression strategy by Hoerl and Kennard 30 years later [31]. Other important regularizers include the ℓ_0 penalty, $R(\mathbf{x}) = \|\mathbf{x}\|_0$, and the sparsity-promoting convex ℓ_1 relaxation $R(\mathbf{x}) = \|\mathbf{x}\|_1$, introduced by Chen and Donoho in 1994 [43] as *basis pursuit*, and by Tibshirani in 1996 [46] as the *least absolute shrinkage and selection operator* (LASSO)¹. In modern optimization, nonsmooth regularizers are widely used across a diverse set of applications, including in the training of neural network architectures [29]. Figure 1(a) illustrates the classic sparse regression iteration procedure for LASSO.

Our goal is to improve the robustness, computational efficiency, and accuracy of sparse and nonsmooth formulations. We *relax* (1) using an auxiliary variable \mathbf{w} that is forced to be close to \mathbf{Cx} . The general SR3 formulation is given by

$$\min_{\mathbf{x}, \mathbf{w}} \frac{1}{2} \|\mathbf{Ax} - \mathbf{b}\|^2 + \lambda R(\mathbf{w}) + \frac{1}{2\eta} \|\mathbf{Cx} - \mathbf{w}\|^2, \quad (2)$$

with η a relaxation parameter. To recover a relaxed version of LASSO, for example, we take $R(\cdot) = \|\cdot\|_1$ and $\mathbf{C} = \mathbf{I}$. The SR3 formulation allows non-convex ℓ_p ‘norms’ with $p < 1$, as well as smoothly clipped absolute deviation (SCAD) [22], and easily handles linear composite regularizers, such as TV [42].

In the convex setting, problem (2) fits into a class studied by Bauschke, Combettes, and Noll [5], who credit the natural alternating minimization algorithm to Acker and Prestel in 1980 [1], and the original alternating projections method to Cheney and Goldstein in 1959 [16] and Von Neumann in 1950 [51,

¹The ℓ_1 norm was also introduced as a *penalty* in 1969 [38], with optimization techniques developed in 1973 [19]; it was also proposed in 1973 [17] as a robust loss in geophysics.

Algorithm 1 SR3 for (2)

```

1: Input:  $\mathbf{w}_0$ 
2: Initialize:  $k = 0$ 
3: while not converged do
4:    $k \leftarrow k + 1$ 
5:    $\mathbf{x}_k \leftarrow \left( \mathbf{A}^\top \mathbf{A} + \frac{1}{\eta} \mathbf{C}^\top \mathbf{C} \right)^{-1} \left( \mathbf{A}^\top \mathbf{b} + \frac{1}{\eta} \mathbf{C}^\top \mathbf{w}_{k-1} \right)$ 
6:    $\mathbf{w}_k \leftarrow \text{prox}_{\eta\lambda R}(\mathbf{C}\mathbf{x}_k)$ 
7: end while
8: Output:  $\mathbf{w}_k, \mathbf{x}_k$ 

```

Theorem 13.7]. The main novelty of the SR3 approach is in using (2) to extract information from the \mathbf{w} variable. We also allow nonconvex regularizers $R(\cdot)$, using the structure of (2) to simplify the analysis. The success of SR3 stems from two key ideas. First, sparsity and accuracy requirements are split between \mathbf{w} and \mathbf{x} in the formulation (2), relieving the pressure these competing goals put on \mathbf{x} in (1). Second, we can partially minimize (2) in \mathbf{x} to obtain a function in \mathbf{w} alone, with nearly spherical level sets, in contrast to the elongated elliptical level sets of $\|\mathbf{A}\mathbf{x} - \mathbf{b}\|^2$. In \mathbf{w} coordinates, it is much easier to find the correct support. Figure 1(b) illustrates this advantage of SR3 on the LASSO formulation.

Minimizing (2) in \mathbf{x} , we obtain the *value function*

$$v(\mathbf{w}) := \min_{\mathbf{x}} \frac{1}{2} \|\mathbf{A}\mathbf{x} - \mathbf{b}\|^2 + \frac{1}{2\eta} \|\mathbf{C}\mathbf{x} - \mathbf{w}\|^2. \quad (3)$$

For simplicity, assume that $\mathbf{H} := \mathbf{A}^\top \mathbf{A} + \frac{1}{\eta} \mathbf{C}^\top \mathbf{C}$ is invertible², so the minimizer $\mathbf{x}(\mathbf{w}) = \mathbf{H}^{-1} (\mathbf{A}^\top \mathbf{b} + \eta^{-1} \mathbf{C}^\top \mathbf{w})$ is unique. Setting $\kappa = 1/\eta$, and defining

$$\mathbf{F} = \begin{bmatrix} \kappa \mathbf{A} \mathbf{H}^{-1} \mathbf{C}^\top \\ \sqrt{\kappa} (\mathbf{I} - \kappa \mathbf{C} \mathbf{H}^{-1} \mathbf{C}^\top) \end{bmatrix}, \mathbf{G} = \begin{bmatrix} \mathbf{I} - \mathbf{A} \mathbf{H}^{-1} \mathbf{A}^\top \\ \sqrt{\kappa} \mathbf{C} \mathbf{H}^{-1} \mathbf{A}^\top \end{bmatrix}, \quad (4)$$

and $\mathbf{g} = \mathbf{G}\mathbf{b}$, we obtain a closed form for (3) given by $v(\mathbf{w}) = \frac{1}{2} \|\mathbf{F}\mathbf{w} - \mathbf{g}\|^2$, and (2) reduces to the least-square regularization problem

$$\min_{\mathbf{w}} \frac{1}{2} \|\mathbf{F}\mathbf{w} - \mathbf{g}\|^2 + \lambda R(\mathbf{w}). \quad (5)$$

The ellipsoid in Fig. 1(a) shows the level sets of $\|\mathbf{A}\mathbf{x} - \mathbf{b}\|^2$, while the spheroid in Fig. 1(b) shows the level sets of $\|\mathbf{F}\mathbf{w} - \mathbf{g}\|^2$.

In Theorem A*, we show that partial minimization of (3) shrinks large singular values of \mathbf{F} relative to \mathbf{A} without affecting small singular values. In particular, \mathbf{F} has a lower global quadratic upper bound and ratio of largest to smallest (nonzero) singular values than \mathbf{A} , as seen in Fig. 1. We also characterize the tradeoff between these improvements and the approximation to (1) as a function of η . We find that the advantages of SR3 outweigh concerns about degradation of accuracy on a range of problems with sparse regularization. SR3 is faster than competing algorithms, and \mathbf{w} is far more useful in identifying the support of sparse signals, particularly when data are noisy and \mathbf{A} is ill-conditioned.

(5) can be solved using any of a variety of algorithms, including the prox-gradient method detailed in Algorithm 1³. The \mathbf{x} update solves (3). The \mathbf{w} update is given by

$$\hat{\mathbf{w}} = \underset{\mathbf{w}}{\operatorname{argmin}} \frac{1}{2\eta} \|\mathbf{C}\mathbf{x} - \mathbf{w}\|^2 + \lambda R(\mathbf{w}) =: \operatorname{prox}_{\lambda\eta R}(\mathbf{C}\mathbf{x}), \quad (6)$$

where $\operatorname{prox}_{\lambda\eta R}$ is the *proximity operator* (prox) for R [18] evaluated at $\mathbf{C}\mathbf{x}$. The prox is easy to evaluate for many important convex and nonconvex functions. For example, $\operatorname{prox}_{\lambda\|\cdot\|_1}$ is the *soft-thresholding* (ST) operator:

$$\operatorname{prox}_{\lambda\|\cdot\|_1}(\mathbf{x})_i = \operatorname{sign}(x_i) \max(|x_i| - \lambda, 0). \quad (7)$$

Some popular prox operators are listed below and many others can be found in the supplementary materials and in [18].

a) *Nonconvex Regularizers:* ℓ_0 .: The 1-norm is often used as a convex alternative to ℓ_0 , defined by $\|\mathbf{x}\|_0 = |\{i : x_i \neq 0\}|$. The nonconvex ℓ_0 has a simple prox — hard thresholding (HT). The SR3 formulation with the ℓ_0 regularizer uses HT instead of the ST operator ((7)) in line 6 of Algorithm 1.

² The general method does not need invertibility; $\mathbf{x}(\mathbf{w})$ can be any solution to the normal equations.

³ There are other viewpoints; in the convex case Alg. 1 is equivalent to the alternating method of [5].

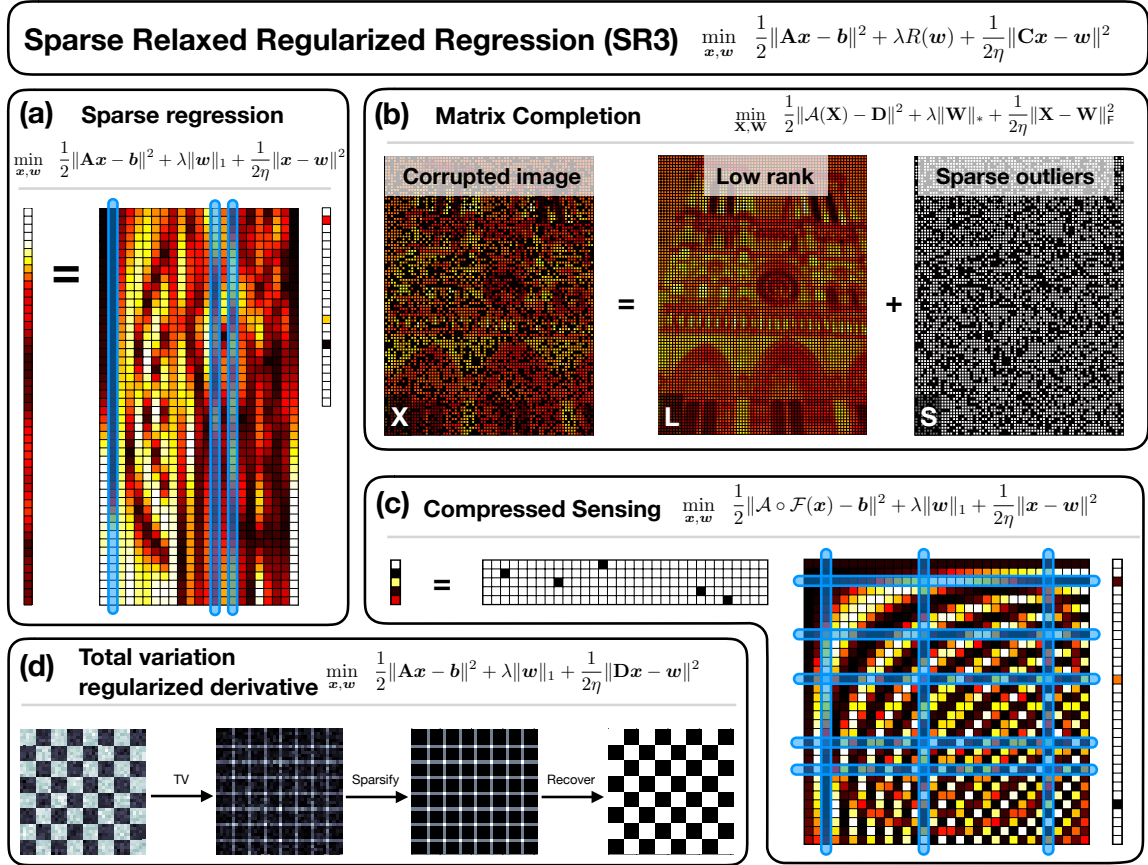


Fig. 2. Common optimization applications where the SR3 method improves performance. For each method, the specific implementation of our general architecture (2) is given.

b) Constraints as Infinite-Valued Regularizers.: The term $R(\cdot)$ does not need to be finite valued. In particular, for any set C that has a projection, we can take $R(\cdot)$ to be the convex indicator function of C^4 , with $\text{prox}_R(\mathbf{x}) = \text{proj}_C(\mathbf{x})$. Simple examples of such regularizers include convex non-negativity constraints ($\mathbf{x} \geq 0$) and nonconvex spherical constraints ($\|\mathbf{x}\|_2 = r$).

c) Composite Regularization: Total Variation (TV).: TV regularization can be written as $\text{TV}(\mathbf{x}) = R(\mathbf{Cx}) = \|\mathbf{Cx}\|_1$, with \mathbf{C} a (sparse) difference matrix (see (10)). The SR3 formulation is solved by Algorithm 1, a prox-gradient (primal) method. In contrast, most TV algorithms use primal-dual methods because of the composition $\|\mathbf{Cx}\|_1$ [14].

II. RESULTS

(1) covers many standard problems, including variable selection (LASSO), compressed sensing, TV-based image de-noising, and matrix completion, shown in Fig. 2. In this section, we demonstrate the general flexibility of the SR3 formulation and its advantages over other state-of-the-art techniques.

A. SR3 vs. LASSO and Compressed Sensing

Using Eqs. (1) and (2), the LASSO and SR3 problems are

$$\min_{\mathbf{x}} \frac{1}{2} \|\mathbf{Ax} - \mathbf{b}\|^2 + \lambda \|\mathbf{x}\|_1 \quad (8)$$

$$\min_{\mathbf{x}, \mathbf{w}} \frac{1}{2} \|\mathbf{Ax} - \mathbf{b}\|^2 + \lambda \|\mathbf{w}\|_1 + \frac{1}{2\eta} \|\mathbf{x} - \mathbf{w}\|^2 \quad (9)$$

⁴The convex indicator function of C is given by $R_C(\mathbf{x}) = \begin{cases} 0 & \mathbf{x} \in C \\ \infty & \mathbf{x} \notin C. \end{cases}$

where $\mathbf{A} \in \mathbb{R}^{m \times n}$ with $m \geq n$. LASSO is often used for variable selection, i.e. finding a sparse set of coefficients \mathbf{x} that correspond to variables (columns of \mathbf{A}) most useful for predicting the observation \mathbf{b} . We compare the quality and numerical efficiency of Eqs. (8) and (9).

In all experiments, \mathbf{A} is a random Gaussian matrix with entries independently drawn from a standard Gaussian distribution. Observations are generated by $\mathbf{b} = \mathbf{A}\mathbf{x}_t + \sigma\epsilon$, where \mathbf{x}_t is the true signal, and ϵ is independent Gaussian noise.

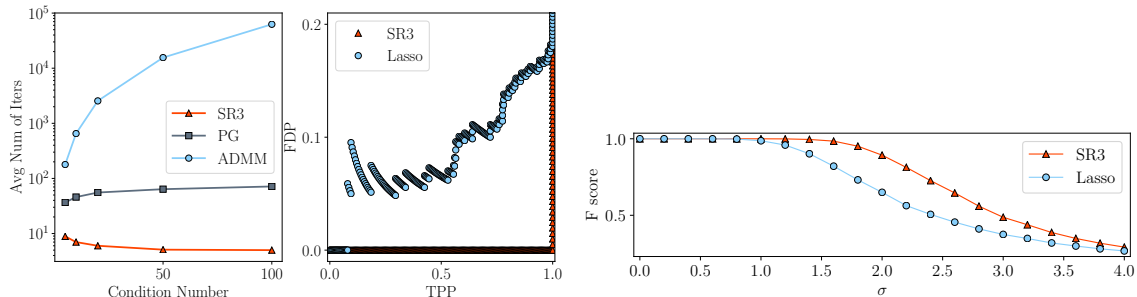


Fig. 3. **Top Left:** SR3 approach (red) is orders of magnitude faster than ADMM (blue) or other first-order methods such as proximal gradient (gray). As the condition number grows, SR3 converges in 40 iterations, while ADMM takes more than 10000. **Top Right:** True Positives vs. False Positives along the LASSO path (blue) and along the SR3 path (red). **Bottom:** F_1 score of SR3 (red) and LASSO formulation (blue) with respect to different noise levels.

a) *LASSO Path.*: The LASSO path refers to the set of solutions obtained by sweeping over λ in (1) from a maximum λ , which gives $\mathbf{x} = \mathbf{0}$, down to $\lambda = 0$, which gives the least squares solution. In [45], it was shown that (8) makes mistakes early along this path. As in [45], the measurement matrix \mathbf{A} has 1010×1000 entries drawn from $\mathcal{N}(0, 1)$. The first 200 elements of the true solution \mathbf{x} are set to be 4 and the rest to be 0; $\sigma = 1$ is used to generate \mathbf{b} . Performing a λ sweep, we track the fraction of incorrect nonzero elements in the last 800 entries vs. the fraction of nonzero elements in the first 200 entries of each solution, i.e. the false discovery proportion (FDP) and true positive proportion (TPP). The results are shown in the top-right panel of Fig. 3. LASSO makes mistakes in the early stage along the path [45]. In contrast, SR3 recovers the support without introducing any false positives along the entire path.

b) *Robustness to Noise.*: Observation noise makes signal recovery more difficult. We consider a range of noise levels $\sigma \in \{0.05i : i = 0, 1, \dots, 20\}$, solving (8) and (9) for 200 different Gaussian random matrices $\mathbf{A} \in \mathbb{R}^{600 \times 500}$ at each level. We use the F_1 -score, $F_1 = 2(\text{precision} \cdot \text{recall}) / (\text{precision} + \text{recall})$, to compare reconstruction quality. For each experiment, we perform a λ -sweep for both (8) and (9), and record the best F_1 -score. We plot the average normalized F_1 -score for different noise levels in the bottom panel of Fig. 3. SR3 has a uniformly higher F_1 -score across all noise levels.

c) *Computational Efficiency.*: We compare the computational efficiency of the Alternating Directions Method of Multipliers (ADMM) (see e.g. [9], [27]) and proximal gradient algorithms (see e.g. [18]) on (8) with Algorithm 1. We generate the observations with $\sigma = 0.1$. We choose λ in (8) to be $\|\mathbf{A}^\top \mathbf{b}\|_\infty / 5$ and $\|\mathbf{F}^\top \mathbf{g}\|_\infty / 5$ for (9). The dimension of \mathbf{A} is 600×500 , and we vary the condition number of $\kappa(\mathbf{A})$ from 1 to 100. For each condition number, we solve the problem 10 times and record the average number of iterations required to reach a specified tolerance.

The results are shown in the top left panel of Fig. 3. SR3 requires far fewer iterations than ADMM and the proximal gradient method, especially as $\kappa(\mathbf{A})$ increases. The ADMM updates look similar to those of SR3, but ADMM requires far more iterations for large $\kappa(\mathbf{A})$. A key difference is that ADMM requires dual variables, while SR3 is fundamentally a primal-only method. When $\kappa(\mathbf{A}) = 100$, ADMM needs almost 10^5 iterations to solve (8); proximal gradient descent requires 10^2 iterations; and SR3 requires 10 to solve (9).

d) *SR3 for Compressed Sensing.*: When $m \ll n$, the variable selection problem targeted by (8) is often called *compressed sensing* (CS). Sparsity is required to make the problem well-posed, as (8) has infinitely many solutions with $\lambda = 0$. In CS, columns of \mathbf{A} are basis functions, e.g. the Fourier modes $A_{ij} = \exp(i\alpha_j t_i)$, and \mathbf{b} may be corrupted by noise [11]. In this case, compression occurs when m is smaller than the number of samples required by the Shannon sampling theorem.

Finding the optimal sparse solution is inherently combinatorial, and brute force solutions are only feasible for small-scale problems. In recent years, a series of powerful theoretical tools have been developed in [13], [11], [12], [21], [20] to analyze and understand the behavior of (1) with $R(\cdot) = \|\cdot\|_1$ as a sparsity-promoting penalty. The main theme of these works is that if there is sufficient incoherence between the

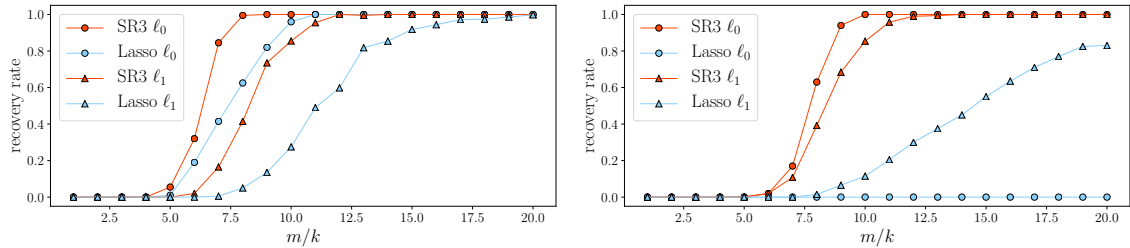


Fig. 4. (top) Compressed sensing: recovering a 20-sparse signal in \mathbb{R}^{500} vector from a small number of measurements. **Top panel:** when the observation matrix has Gaussian entries, solving a convex problem can recover the true support of the signal for a large enough ratio of m/k . We compare the phase transitions of various approaches: ℓ_1 and ℓ_0 using conventional methods vs. SR3 relaxed formulation and variable projection. In each case, SR3 is able to recover the true support with fewer observations. **Bottom panel:** When the sensing matrix has uniform entries, it does not satisfy conventional RIP assumptions, and CS with conventional approaches fails dramatically. However, SR3 approaches can still succeed, with a minor efficiency gap (measured by the m/k ratio) compared to the results in the top panel.

measurements and the basis, then exact recovery is possible. One weakness of the approach is that the incoherence requirement — for instance, having a small restricted isometry constant (RIC) [13] — may not be satisfied by the given samples, leading to sub-optimal recovery.

Here, we consider two synthetic CS problems. The sparse signal has dimension $n = 500$ and $k = 20$ nonzero coefficients with uniformly distributed positions and values randomly chosen as -2 or 2 . In the first experiment, the entries of $\mathbf{A} \in \mathbb{R}^{m \times n}$ are drawn independently from a normal distribution, which will generally have a small RIC [13] for sufficiently large m . In the second experiment, entries of $\mathbf{A} \in \mathbb{R}^{m \times n}$ are drawn from a uniform distribution on the interval $[0, 1]$, which are generally more coherent than using Gaussian entries.

In the classic CS context, recovering the support of the signal (indices of non-zero coefficients) is the main goal, as the optimal coefficients can be computed in a post-processing step. To test the effect of the number of samples m on recovery, we take measurements with additive Gaussian noise of the form $(0.1)\mathcal{N}(0, 1)$, and choose m ranging from k to $20k$. For each choice of m we solve (1) and (2) 200 times with R taken to be ℓ_1 and ℓ_0 . For each instance, we perform a grid search on λ to identify the correct non-zero support, if possible. The fraction of runs with successful support recovery is recorded. Through all the experiments we fix $\eta = 0.2$ (See Appendix for details).

The results are shown in Figure 4. For the relatively incoherent random Gaussian measurements, the standard formulation (1) succeeds, but SR3 obtains a better recovery rate for every m . For more coherent uniform measurements, SR3 obtains a recovery rate which is only slightly degraded from that of the Gaussian problem, while the results using (1) degrade drastically. Moreover, (1) with ℓ_0 never succeeds in recovering the true support, getting stuck in a sub-optimal local minimum, while (2) with ℓ_0 obtains the highest recovery rate of all methods. SR3 is more robust to both coherent measurements and to initialization for non-convex formulations.

B. SR3 for Total Variation Regularization

Natural images are effectively modeled as large, smooth features separated by a few sparse edges. It is common to regularize ill-posed inverse problems in imaging by adding the so-called total variation (TV) regularization [42], [15], [44], [35], [52], [7], [14]. Let X_{ij} denote the i, j pixel of an $m \times n$ image. For convenience, we treat the indices as doubly periodic, i.e. $X_{i+pm, j+qn} = X_{i, j}$ for $p, q \in \mathbb{Z}$. Discrete x and y derivatives are defined by $[\mathbf{D}_x \mathbf{X}]_{ij} = X_{i+1, j} - X_{i, j}$ and $[\mathbf{D}_y \mathbf{X}]_{ij} = X_{i, j+1} - X_{i, j}$, respectively. The (isotropic) total variation of the image is then given by the sum of the length of the discrete gradient at each pixel, i.e.

$$R_{\text{TV}} \left(\begin{array}{c} \mathbf{D}_x \mathbf{X} \\ \mathbf{D}_y \mathbf{X} \end{array} \right) := \sum_{i=1}^m \sum_{j=1}^n \sqrt{[\mathbf{D}_x \mathbf{X}]_{ij}^2 + [\mathbf{D}_y \mathbf{X}]_{ij}^2}. \quad (10)$$

Adding the TV regularizer (10) to a regression problem corresponds to imposing a sparsity prior on the discrete gradient.

Consider image deblurring (Fig. 5). The two-dimensional convolution $\mathbf{Y} = \mathbf{A} * \mathbf{X}$ is given by the sum $Y_{ij} = \sum_{p=1}^m \sum_{q=1}^n A_{pq} X_{i-p, j-q}$. Such convolutions are often used to model photographic effects, like distortion or motion blur. Even when the kernel \mathbf{A} is known, the problem of recovering \mathbf{X} given the

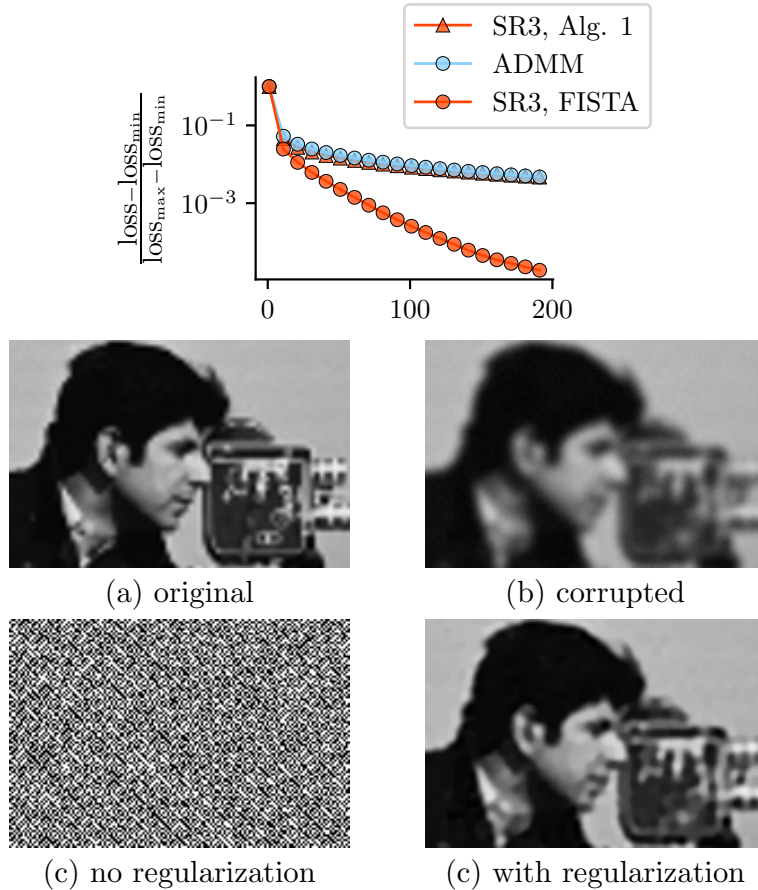


Fig. 5. The top plot compares the progress of the SR3 and ADMM-type algorithms in reducing their losses, showing similar rates of convergence. Panels (a) and (b) show a detail of the original cameraman image and the image corrupted as described in the text, respectively. The incredibly noisy image resulting from inverting the blur without regularization ($\lambda = 0$) is shown in panel (c) and the crisper image resulting from the regularized SR3 problem (with $\lambda = .075$) is shown in panel (d) (the image resulting from the ADMM type algorithm of [14] is visually similar, with a similar SNR)

blurred measurement is unstable because measurement noise is sharpened by ‘inverting’ the blur. Suppose that $\mathbf{B} = \mathbf{A} * \mathbf{X} + \nu\mathbf{G}$, where \mathbf{G} is a matrix with entries given by independent entries from a standard normal distribution and ν is the noise level. To regularize the problem of recovering \mathbf{X} from the corrupted signal \mathbf{B} , we add the TV regularization:

$$\hat{\mathbf{X}} = \underset{\mathbf{X}}{\operatorname{argmin}} \frac{1}{2} \|\mathbf{A} * \mathbf{X} - \mathbf{B}\|_F^2 + \lambda R_{\text{TV}} \begin{pmatrix} \mathbf{D}_x \mathbf{X} \\ \mathbf{D}_y \mathbf{X} \end{pmatrix}. \quad (11)$$

The natural SR3 reformulation is given by

$$\min_{\mathbf{X}, \mathbf{W}_x, \mathbf{W}_y} \frac{1}{2} \|\mathbf{A} * \mathbf{X} - \mathbf{B}\|_F^2 + \lambda R_{\text{TV}} \begin{pmatrix} \mathbf{W}_x \\ \mathbf{W}_y \end{pmatrix} + \frac{1}{2\eta} \left\| \begin{pmatrix} \mathbf{W}_x - \mathbf{D}_x \mathbf{X} \\ \mathbf{W}_y - \mathbf{D}_y \mathbf{X} \end{pmatrix} \right\|_F^2. \quad (12)$$

Consider the standard Gaussian blur kernel of size k and standard deviation σ , given by $A_{ij} = \exp(-(i^2 + j^2)/(2\sigma^2))$, when $|i| < k$ and $|j| < k$, with the rest of the entries of \mathbf{A} determined by periodicity or equal to zero. In Figure 5, we demonstrate the stabilizing effect of TV regularization. Panels (a) and (b) show the classic ‘cameraman’ image, i.e. \mathbf{X} , and the corrupted image, i.e. \mathbf{B} , using $\sigma = 2$, $k = 4$, and $\nu = 2$. In panel (c), we see that simply inverting the effect of the blur results in a meaningless image. Adding TV regularization (with $\lambda = 0.075$) gives a more reasonable result in panel (d).

In the top plot of Fig. 5, we compare SR3 and a primal-dual algorithm [14] on the objectives (35) and (34), respectively. Algorithm 1 converges as fast as the state-of-the-art method of [14]; it is not significantly faster because for TV regularization, the equivalent of the map \mathbf{C} is not the identity and the equivalent of \mathbf{F} , see (4), is still ill-conditioned. Nonetheless, since SR3 gives a primal-only method, it is straightforward

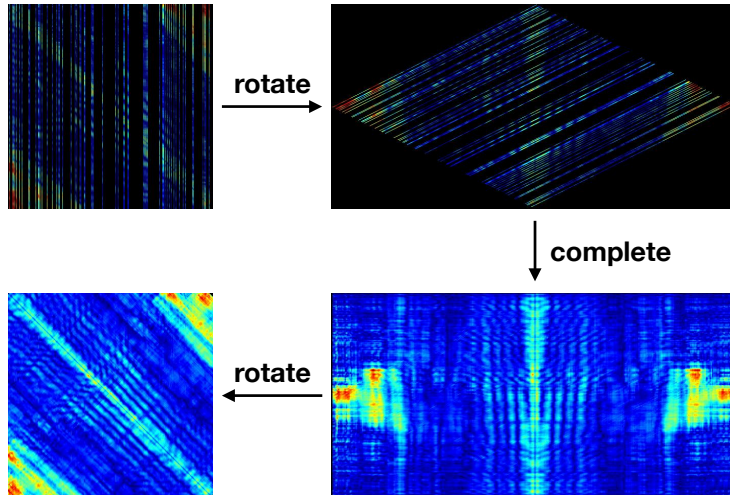


Fig. 6. Interpolating a frequency slice from the Gulf of Suez dataset. Clockwise we see subsampled data in the source-receiver domain; transformation of the data to the midpoint-offset domain, interpolation, and inverse transform back to the source/receiver domain.

to accelerate using FISTA [8] (see supplement), giving a significantly better algorithm than [14] for TV deblurring.

C. SR3 for Matrix Completion

Similar to sparsity in compressed sensing, low-rank matrix structure has been analogously used to solve a variety of matrix completion problems, including the famous Netflix Prize problem, as well as in control, system identification, signal processing, combinatorial optimization [39], [10], and seismic data interpolation/denoising [34], [3].

We compare classic rank penalty approaches using the nuclear norm (see e.g. [39]) to the SR3 approach on a geophysical interpolation example on a seismic line from the Gulf of Suez. A frequency slice of the seismic line (arranged as a matrix by source/receiver) is shown in left plot of Fig. 6. Fully sampled seismic data has a fast decay of singular values, while sub-sampling breaks this decay [3]. A convex formulation for matrix completion with nuclear norm is given by [39]

$$\min_{\mathbf{X}} \frac{1}{2} \|\mathcal{A}(\mathbf{X}) - \mathbf{D}\|_F^2 + \lambda R(\sigma(\mathbf{X})) \quad (13)$$

where \mathcal{A} maps \mathbf{X} to data \mathbf{D} , and $R(\cdot) = \|\cdot\|_1$ penalizes rank.

The SR3 model relaxes (36) to obtain the formulation

$$\min_{\mathbf{X}, \mathbf{W}} \frac{1}{2} \|\mathcal{A}(\mathbf{X}) - \mathbf{D}\|_F^2 + \lambda R(\sigma(\mathbf{W})) + \frac{1}{2\eta} \|\mathbf{W} - \mathbf{X}\|_F^2. \quad (14)$$

To find $\mathbf{X}(\mathbf{W})$, the minimizer of (37) with respect to \mathbf{X} , we solve a least squares problem. The \mathbf{W} update requires thresholding the singular values of $\mathbf{X}(\mathbf{W})$. In Figure 6, 85% of the data is missing. We arrange the frequency slice into a 401×401 matrix, and then transform the data into the midpoint-offset domain following [3], with $m = \frac{1}{2}(s+r)$ and $h = \frac{1}{2}(s-r)$, increasing the dimension to 401×801 . We then solve (37) to interpolate the slice, and compare with the original to get a signal-to-noise ratio (SNR) of 9.7 (last panel in Fig. (6)). The SNR obtained by solving (36) is 9.2. Comparisons of ℓ_0 to ℓ_1 and SR3 using Pareto curves [48] are shown in the supplementary materials.

III. DISCUSSION AND OUTLOOK

Sparsity promoting regularization of regression problems continues to play a critical role in obtaining actionable and interpretable models from data. Further, the robustness, computational efficiency, and generalizability of such algorithms is required for them to have the potential for broad applicability across the data sciences. The SR3 algorithm developed here satisfies all of these important criteria and provides a

simple architecture that is better than state-of-the-art methods for compressed sensing, matrix completion, LASSO, and TV regularization. Critical to its success is the relaxed formulation that splits the sparsity and accuracy requirements, thus providing a more stable path for convergence.

The success of the relaxed formulation suggests broader applicability of this sparsity promoting method. Specially, we can also consider the general optimization problem associated with nonlinear functions and the training of neural networks, optimizing over a set of supervised input-output responses that are given by a nonlinear function $f(\cdot)$ with constraints. The relaxed formulation of (2) generalizes to

$$\min_{\mathbf{x}, \mathbf{w}} f(\mathbf{A}, \mathbf{x}, \mathbf{b}) + \lambda R(\mathbf{w}) + \frac{1}{2\eta} \|\mathbf{C}\mathbf{x} - \mathbf{w}\|^2. \quad (15)$$

Accurate and sparse solutions for such neural network architectures can be more readily generalizable, analogously with how SR3 helps to achieve robust variable selection in sparse linear models. The application to neural networks is beyond the scope of the current manuscript, but the architecture proposed has great potential for broader applicability.

As stated in the main text, our focus is the regression problem

$$\min_{\mathbf{x}} \frac{1}{2} \|\mathbf{A}\mathbf{x} - \mathbf{b}\|^2 + \lambda R(\mathbf{C}\mathbf{x}) \quad (16)$$

and its SR3 relaxation

$$\min_{\mathbf{x}, \mathbf{w}} \frac{1}{2} \|\mathbf{A}\mathbf{x} - \mathbf{b}\|^2 + \lambda R(\mathbf{w}) + \frac{1}{2\eta} \|\mathbf{C}\mathbf{x} - \mathbf{w}\|^2. \quad (17)$$

For the majority of the theoretical results, we only consider the case when $\mathbf{C} = \mathbf{I}$, i.e. we study the problems

$$\min_{\mathbf{x}} \frac{1}{2} \|\mathbf{A}\mathbf{x} - \mathbf{b}\|^2 + \lambda R(\mathbf{x}) \quad (18)$$

and

$$\min_{\mathbf{x}, \mathbf{w}} \frac{1}{2} \|\mathbf{A}\mathbf{x} - \mathbf{b}\|^2 + \lambda R(\mathbf{w}) + \frac{1}{2\eta} \|\mathbf{x} - \mathbf{w}\|^2. \quad (19)$$

Many results extend to the linear composite case; when $\mathbf{C} = \mathbf{I}$ we obtain closed forms and easily interpretable characterizations.

In this supplement, we present a quick review of necessary preliminaries from the optimization literature, a series of theoretical results that explain some of the properties of SR3 solutions and convergence behavior, additional details and further experiments for the applications discussed in the main text.

APPENDIX A MATHEMATICAL PRELIMINARIES

Before analyzing SR3, we give some basic results from the non-smooth optimization literature.

A. Subdifferential and Optimality

In this paper, we work with nonsmooth functions, both convex and nonconvex. Given a convex nonsmooth function $f: \mathbb{R}^n \rightarrow \overline{\mathbb{R}}$ and a point \bar{x} with $f(\bar{x})$ finite, the *subdifferential* of f at \bar{x} , denoted $\partial f(\bar{x})$, is the set of all vectors v satisfying

$$f(x) \geq f(\bar{x}) + \langle v, x - \bar{x} \rangle \quad \forall x.$$

The classic necessary stationarity condition $0 \in \partial f(\bar{x})$ implies $f(x) \geq f(\bar{x})$ for all x , i.e. global optimality. The definition of subdifferential must be amended for the general nonconvex case. Given an arbitrary function $f: \mathbb{R}^n \rightarrow \overline{\mathbb{R}}$ and a point \bar{x} with $f(\bar{x})$ finite, the *Fréchet subdifferential* of f at \bar{x} , denoted $\hat{\partial} f(\bar{x})$, is the set of all vectors v satisfying

$$f(x) \geq f(\bar{x}) + \langle v, x - \bar{x} \rangle + o(\|x - \bar{x}\|) \quad \text{as } x \rightarrow \bar{x}.$$

Thus the inclusion $v \in \hat{\partial} f(\bar{x})$ holds precisely when the affine function $x \mapsto f(\bar{x}) + \langle v, x - \bar{x} \rangle$ underestimates f up to first-order near \bar{x} . In general, the limit of Fréchet subgradients $v_i \in \hat{\partial} f(x_i)$, along a sequence $x_i \rightarrow \bar{x}$, may not be a Fréchet subgradient at the limiting point \bar{x} . Therefore, one formally enlarges the Fréchet subdifferential and defines the *limiting subdifferential* of f at \bar{x} , denoted $\partial f(\bar{x})$, to consist of all vectors v for which there exist sequences x_i and v_i , satisfying $v_i \in \hat{\partial} f(x_i)$ and $(x_i, f(x_i), v_i) \rightarrow (\bar{x}, f(\bar{x}), v)$. In

this general setting, the condition $0 \in \partial f(\bar{x})$ is necessary but not sufficient. However, stationary points are the best we can hope to find using iterative methods, and distance to stationarity serves as a way to detect convergence and analyze algorithms. In particular, we design and analyze algorithms that find the stationary points of (16) and (17), which are defined below, for both convex and nonconvex regularizers $R(\cdot)$.

Definition 1 (Stationarity). *We call \hat{x} the stationary point of (16) if,*

$$\mathbf{0} \in \mathbf{A}^\top (\mathbf{A}\hat{x} - \mathbf{b}) + \lambda \mathbf{C}^\top \partial R(\hat{x}).$$

And (\hat{x}, \hat{w}) the stationary point of (17) if,

$$\begin{aligned} \mathbf{0} &= \mathbf{A}^\top (\mathbf{A}\hat{x} - \mathbf{b}) + \frac{1}{\eta} \mathbf{C}^\top (\mathbf{C}\hat{x} - \hat{w}), \\ \mathbf{0} &\in \lambda \partial R(\hat{w}) + \frac{1}{\eta} (\hat{w} - \mathbf{C}\hat{x}). \end{aligned}$$

B. Moreau Envelope and Prox Operators

For any function f and real $\nu > 0$, the *Moreau envelope* and the *proximal mapping* are defined by

$$f_\eta(x) := \inf_z \left\{ f(z) + \frac{1}{2\eta} \|z - x\|^2 \right\}, \quad (20)$$

$$\text{prox}_{\eta f}(x) := \underset{z}{\text{argmin}} \left\{ f(z) + \frac{1}{2\eta} \|z - x\|^2 \right\}, \quad (21)$$

respectively.

The Moreau envelope has a smoothing effect on convex functions, characterized by the following theorem. Note that a proper function f satisfies that $f > -\infty$ and it takes on a value other than $+\infty$ for some x . A closed function satisfies that $\{x : f(x) \leq \alpha\}$ is a closed set for each $\alpha \in \mathbb{R}$.

Theorem 1 (Regularization properties of the envelope). *Let $f: \mathbb{R}^n \rightarrow \mathbb{R}$ be a proper closed convex function. Then f_η is convex and C^1 -smooth with*

$$\nabla f_\eta(x) = \frac{1}{\eta} (x - \text{prox}_{\eta f}(x)) \quad \text{and} \quad \text{Lip}(\nabla f_\eta) \leq \frac{1}{\eta}.$$

If in addition f is L -Lipschitz, then the envelope $f_\eta(\cdot)$ is L -Lipschitz and satisfies

$$0 \leq f(x) - f_\eta(x) \leq \frac{L^2 \eta}{2} \quad \text{for all } x \in \mathbb{R}^n. \quad (22)$$

Proof. See Theorem 2.26 of [41]. □

However, when f is not convex, f_η may no longer be smooth as we show in Figure 7 where we use ℓ_0 as an example.

C. Common Prox Operators

The prox operator is useful when designing algorithms that handle non-smooth and non-convex functions. Its calculation is often straightforward when the function f decouples element-wise. To illustrate the idea, we derive proximal mappings for ℓ_1 , ℓ_0 , ℓ_2^2 , and ℓ_2 . Many more operators can be found e.g. in [18].

- $f(\cdot) = \|\cdot\|_1$. The ℓ_1 norm is a convex nonsmooth penalty often used to promote sparse solutions in regression problems. We include a derivation of the proximity operator for this problem and the remaining operators have similar derivations.

Lemma 1 (ℓ_1). *The prox operator of ℓ_1 is an element-wise soft-thresholding action on the given vector.*

$$\mathbf{x} = \text{prox}_{\alpha f}(\mathbf{y}) = \underset{\mathbf{x}}{\text{argmin}} \frac{1}{2} \|\mathbf{x} - \mathbf{y}\|^2 + \alpha \|\mathbf{x}\|_1 \Rightarrow x_i = \begin{cases} y_i - \alpha, & y_i > \alpha \\ 0, & |y_i| \leq \alpha \\ y_i + \alpha, & y_i < -\alpha \end{cases}. \quad (23)$$

Proof. Note that the optimization problem may be written as

$$\underset{\mathbf{x}}{\text{argmin}} \frac{1}{2} \|\mathbf{x} - \mathbf{y}\|^2 + \alpha \|\mathbf{x}\|_1 = \underset{\mathbf{x}}{\text{argmin}} \frac{1}{2} \sum_{i=1}^n (x_i - y_i)^2 + \alpha |x_i|, \quad (24)$$

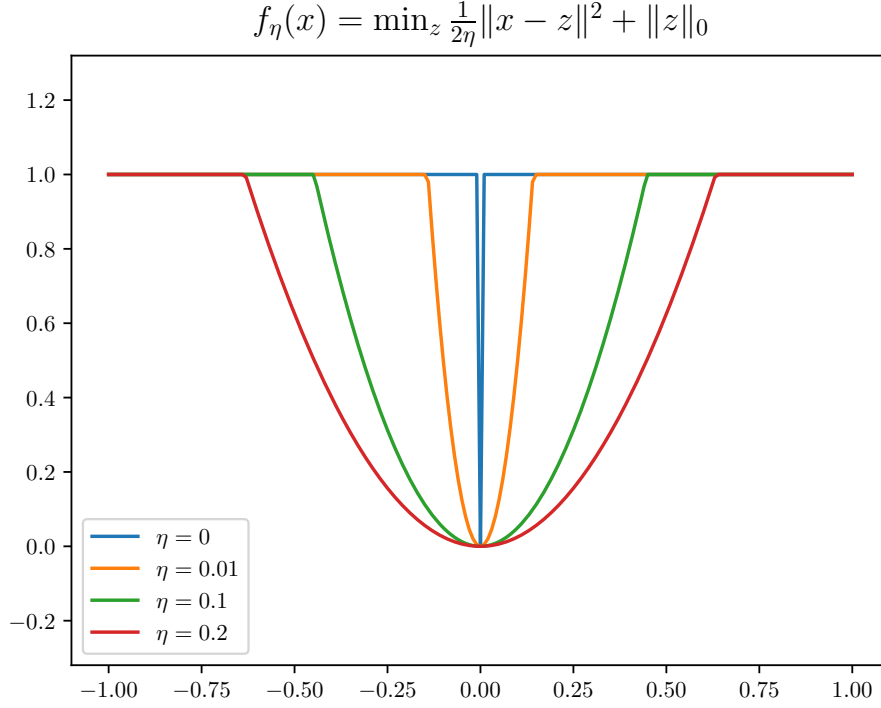


Fig. 7. Envelope functions indexed by the parameter η , for $f = \|\cdot\|_0$. In contrast to the convex case, here all f_η are nonsmooth and nonconvex.

i.e. the problem decouples over the elements of \mathbf{y} . For each i , the optimization problem has the subdifferential

$$\partial_{x_i} \left(\frac{1}{2}(x_i - y_i)^2 + \alpha|x_i| \right) = \begin{cases} x_i - y_i + \alpha, & x_i > 0 \\ x_i - y_i + \{z : |z| \leq \alpha\}, & x_i = 0 \\ x_i - y_i - \alpha, & x_i < 0 \end{cases}. \quad (25)$$

After checking the possible stationary points given this formula for the subdifferential, it is simple to derive (23). \square

- $f(\cdot) = \|\cdot\|_0$. The ℓ_0 penalty directly controls the number of non-zeros in the vector instead of penalizing the magnitude of elements as ℓ_1 does. However, it is non-convex and in practice regression formulations with ℓ_0 regularization can be trapped in local minima instead of finding the true support.

Lemma 2 (ℓ_0). *The prox operator of ℓ_0 is simple, element-wise hard-thresholding:*

$$\mathbf{x} = \text{prox}_{\alpha f}(\mathbf{y}) = \underset{\mathbf{x}}{\text{argmin}} \frac{1}{2}\|\mathbf{x} - \mathbf{y}\|^2 + \alpha\|\mathbf{x}\|_0 \Rightarrow x_i = \begin{cases} y_i, & |y_i| > \sqrt{2\alpha} \\ 0, & |y_i| \leq \sqrt{2\alpha} \end{cases}. \quad (26)$$

Proof. Analogously to the ℓ_1 , the prox problem for ℓ_0 can be decoupled across coordinates:

$$\frac{1}{2}\|\mathbf{x} - \mathbf{y}\|^2 + \alpha\|\mathbf{x}\|_0 = \underset{\mathbf{x}}{\text{argmin}} \frac{1}{2} \sum_{i=1}^n (x_i - y_i)^2 + \alpha 1_{\{x_i=0\}}.$$

From this formula, it is clear that the only possible solutions for each coordinate are $x_i = 0$ or $x_i = y_i$. The formula (26) follows from checking the conditions for these cases. \square

- $f(\cdot) = \frac{1}{2}\|\cdot\|^2$. The ℓ_2^2 penalty can be used as a smooth and convex penalty which biases towards zero. When combined with linear regression, it is commonly known as ridge regression.

Lemma 3 (ℓ_2^2). *The prox of ℓ_2^2 is scaling.*

$$\mathbf{x} = \text{prox}_{\alpha f}(\mathbf{y}) = \underset{\mathbf{x}}{\text{argmin}} \frac{1}{2}\|\mathbf{x} - \mathbf{y}\|^2 + \frac{\alpha}{2}\|\mathbf{x}\|^2 = \frac{1}{1 + \alpha}\mathbf{y}.$$

Proof. The proof follows directly from calculus. \square

- $f(\cdot) = \|\cdot\|$. The ℓ_2 norm adds a group sparsity prior, i.e. the vector \mathbf{x} is biased toward being the zero vector. Often, this penalty is applied to each column of a matrix of variables. Unlike the prox operators above, $\|\cdot\|$ (by design) does not decouple into scalar problems. Fortunately, a closed form solution is easy to obtain.

Lemma 4.

$$\mathbf{x} = \text{prox}_{\alpha f}(\mathbf{y}) = \underset{\mathbf{x}}{\text{argmin}} \frac{1}{2}\|\mathbf{x} - \mathbf{y}\|^2 + \alpha\|\mathbf{x}\| \Rightarrow \mathbf{x} = \begin{cases} \frac{\|\mathbf{y}\| - \alpha}{\|\mathbf{y}\|} \mathbf{y}, & \|\mathbf{y}\| > \alpha \\ \mathbf{0}, & \|\mathbf{y}\| \leq \alpha \end{cases}.$$

Proof. Observe that for any fixed value of $\|\mathbf{x}\|$ the objective

$$\frac{1}{2}\|\mathbf{x} - \mathbf{y}\|^2 + \alpha\|\mathbf{x}\| \quad (27)$$

is minimized by taking \mathbf{x} in the direction of \mathbf{y} . This reduces the problem to finding the optimal value of $\|\mathbf{x}\|$, for which the same reasoning as the ℓ_1 penalty applies. \square

D. Proximal Gradient Descent

Algorithm 2 Proximal gradient descent

```

1: Input:  $\mathbf{x}_0, t$ 
2: Initialize:  $k = 0$ 
3: while not converged do
4:    $k \leftarrow k + 1$ 
5:    $\mathbf{x}_k \leftarrow \text{prox}_{t g}(\mathbf{x}_{k-1} - t \nabla f(\mathbf{x}_{k-1}))$ 
6: end while
7: Output:  $\mathbf{x}_k$ 

```

Consider an objective of the form $p(x) = f(x) + g(x)$. Given a step size t , the proximal gradient descent algorithm is as defined in Algorithm 2 [18]. This algorithm has been studied extensively. Among other results, we have

Theorem 2 (Proximal Gradient Descent). *Assume $p = f + g$ and both p and g are closed convex functions. Let p^* denote the optimal function value and \mathbf{x}^* denote the optimal solution.*

- *If ∇f is β Lipschitz continuous, then, setting the step size as $1/\beta$, the iterates generated by proximal gradient descent satisfy*

$$p(\mathbf{x}^k) - p^* \leq \frac{\beta \|\mathbf{x}^0 - \mathbf{x}^*\|^2}{2(k+1)}.$$

- *Furthermore, if p is also α strongly convex, we have,*

$$\|\mathbf{x}^k - \mathbf{x}^*\|^2 \leq \left(1 - \frac{\alpha}{\beta}\right)^k \|\mathbf{x}^0 - \mathbf{x}^*\|^2.$$

These results are well known; see e.g. [8], [18], [36] and the tutorial section 4.4 of [2].

APPENDIX B THEORETICAL RESULTS AND PROPERTIES

In the main text, it is demonstrated that SR3 (19) outperforms the standard regression problem (18), achieving faster convergence and obtaining higher quality solutions. Here, we develop some theory to explain the performance of SR3 from the perspective of the relaxed coordinates, \mathbf{w} . We obtain an explicit formula for the SR3 problem in \mathbf{w} alone and then analyze the spectral properties of that new problem, demonstrating that the conditioning of the \mathbf{w} problem is greatly improved over that of the original problem. We also obtain a quantitative measure of the distance between the solutions of the original problem and the SR3 relaxation.

A. Variable Projection

The SR3 formulation fits naturally into the variable projection framework, where partial minimization of a subset of decision variables allows provably faster algorithms for structured problems [28], [4]. Let $\mathbf{x}_\eta(\mathbf{w})$ denote the optimal \mathbf{x} for a fixed \mathbf{w} , i.e.

$$\begin{aligned}\mathbf{x}_\eta(\mathbf{w}) &= \operatorname{argmin}_{\mathbf{x}} \frac{1}{2} \|\mathbf{A}\mathbf{x} - \mathbf{b}\|^2 + \lambda R(\mathbf{w}) + \frac{1}{2\eta} \|\mathbf{C}\mathbf{x} - \mathbf{w}\|^2 \\ &= (\mathbf{A}^\top \mathbf{A} + \frac{1}{\eta} \mathbf{C}^\top \mathbf{C})^{-1} (\mathbf{A}^\top \mathbf{b} + \frac{1}{\eta} \mathbf{w}).\end{aligned}$$

Substituting $\mathbf{x}_\eta(\mathbf{w})$ into (17), we obtain the value function,

$$\begin{aligned}&\frac{1}{2} \|\mathbf{A}\mathbf{x}_\eta(\mathbf{w}) - \mathbf{b}\|^2 + \lambda R(\mathbf{w}) + \frac{1}{2\eta} \|\mathbf{C}\mathbf{x}_\eta(\mathbf{w}) - \mathbf{w}\|^2 \\ &= \frac{1}{2} \|\mathbf{F}\mathbf{w} - \mathbf{g}\|^2 + \lambda R(\mathbf{w}),\end{aligned}$$

where, setting $\kappa = 1/\eta$ and $\mathbf{H} = \mathbf{A}^\top \mathbf{A} + \kappa \mathbf{C}^\top \mathbf{C}$, we have

$$\mathbf{F} = \begin{bmatrix} \kappa \mathbf{A}\mathbf{H}^{-1} \mathbf{C}^\top \\ \sqrt{\kappa} (\mathbf{I} - \kappa \mathbf{C}\mathbf{H}^{-1} \mathbf{C}^\top) \end{bmatrix}, \quad \mathbf{G} = \begin{bmatrix} \mathbf{I} - \mathbf{A}\mathbf{H}^{-1} \mathbf{A}^\top \\ \sqrt{\kappa} \mathbf{C}\mathbf{H}^{-1} \mathbf{A}^\top \end{bmatrix}, \quad \mathbf{g} = \mathbf{G}\mathbf{b}. \quad (28)$$

Solving (17) is equivalent to solving a new sparse regression problem for \mathbf{w} , i.e.

$$\min_{\mathbf{w}} \frac{1}{2} \|\mathbf{F}\mathbf{w} - \mathbf{g}\|^2 + \lambda R(\mathbf{w}). \quad (29)$$

B. Spectral Properties of \mathbf{F}

Let $\sigma(A)$ denote the vector of reduced singular values of an $m \times n$ matrix A , i.e. the first $l = \min(m, n)$ singular values. We have the following result:

Theorem 3. *When $\lambda = 0$, (29) and (18) have the same solution. Moreover, when $\mathbf{C} = \mathbf{I}$, we have that*

$$\sigma_i(\mathbf{F}(\kappa)) = \frac{\sigma_i(A)}{\sqrt{1 + \sigma_i(A)^2/\kappa}}. \quad (30)$$

Proof. The first property can be verified by direct calculation. We have

$$\begin{aligned}\mathbf{F}^\top \mathbf{F}\mathbf{w} - \mathbf{F}^\top \mathbf{g} &= (\kappa \mathbf{I} - \kappa^2 \mathbf{C}\mathbf{H}^{-1} \mathbf{C}^\top) \mathbf{w} - \kappa \mathbf{C}\mathbf{H}^{-1} \mathbf{A}^\top \mathbf{b} \\ &= \kappa \mathbf{H}^{-1} [(\mathbf{H} - \kappa \mathbf{I}) \mathbf{w} - \mathbf{A}^\top \mathbf{b}] = \kappa \mathbf{H}^{-1} (\mathbf{A}^\top \mathbf{A} \mathbf{w} - \mathbf{A}^\top \mathbf{b})\end{aligned}$$

so that $\mathbf{F}^\top \mathbf{F}\mathbf{w} - \mathbf{F}^\top \mathbf{g} = \mathbf{0} \iff \mathbf{A}^\top \mathbf{A} \mathbf{w} + \mathbf{A}^\top \mathbf{b} = \mathbf{0}$.

For the second property, we assume that $\mathbf{C} = \mathbf{I}$. By the definition of \mathbf{F} , we have that

$$\begin{aligned}\mathbf{F}^\top \mathbf{F} &= \kappa [\mathbf{I} - \kappa (\mathbf{A}^\top \mathbf{A} + \kappa \mathbf{I})^{-1}] \\ &= \mathbf{A}^\top (\mathbf{I} + \mathbf{A}\mathbf{A}^\top/\kappa)^{-1} \mathbf{A}\end{aligned}$$

Assume $\mathbf{A} \in \mathbb{R}^{m \times n}$ has the singular value decomposition (SVD) $\mathbf{A} = \mathbf{U}\mathbf{\Sigma}\mathbf{V}^\top$, where $\mathbf{U} \in \mathbb{R}^{m \times m}$, $\mathbf{\Sigma} \in \mathbb{R}^{m \times m}$, and $\mathbf{V} \in \mathbb{R}^{n \times n}$. We have

$$\mathbf{F}^\top \mathbf{F} = \mathbf{V}\mathbf{\Sigma}^\top (\mathbf{I} + \mathbf{\Sigma}\mathbf{\Sigma}^\top/\kappa)^{-1} \mathbf{\Sigma}\mathbf{V}^\top.$$

Let $\hat{\mathbf{\Sigma}} \in \mathbb{R}^{l \times l}$ denote the reduced diagonal part of $\mathbf{\Sigma}$, i.e. the top-left $l \times l$ submatrix of $\mathbf{\Sigma}$ with $l = \min(m, n)$. When $m \geq n$, we have

$$\mathbf{\Sigma} = \begin{bmatrix} \hat{\mathbf{\Sigma}} \\ \mathbf{0} \end{bmatrix}, \quad \mathbf{F}^\top \mathbf{F} = \mathbf{V} \hat{\mathbf{\Sigma}}^\top (\mathbf{I} + \hat{\mathbf{\Sigma}}^2/\kappa)^{-1} \hat{\mathbf{\Sigma}} \mathbf{V}^\top \quad (31)$$

And when $m < n$,

$$\mathbf{\Sigma} = \begin{bmatrix} \hat{\mathbf{\Sigma}} & \mathbf{0} \end{bmatrix}, \quad \mathbf{F}^\top \mathbf{F} = \mathbf{V} \begin{bmatrix} \hat{\mathbf{\Sigma}}^\top (\mathbf{I} + \hat{\mathbf{\Sigma}}^2/\kappa)^{-1} \hat{\mathbf{\Sigma}} & \mathbf{0} \\ \mathbf{0} & \mathbf{0} \end{bmatrix} \mathbf{V}^\top \quad (32)$$

(30) follows immediately by reading off the singular values of \mathbf{F} from either (31) or (32). \square

Theorem 3 lets us interpret (29) as a re-weighted version of the original problem (18). Further, the re-weighted matrix \mathbf{F} has nicer properties than \mathbf{A} (at least when $\mathbf{C} = \mathbf{I}$). In particular, letting $\text{cond}(\mathbf{A})$ denote the condition number of a matrix, i.e. $\text{cond}(\mathbf{A}) := \sigma_{\max}(\mathbf{A})/\sigma_{\min}(\mathbf{A})$, we have the following result.

Corollary 1. *Let \mathbf{A} and $\mathbf{F}(\kappa)$ be as above. Then*

$$\text{cond}(\mathbf{F}(\kappa)) = \text{cond}(\mathbf{A}) \sqrt{\frac{\kappa + \sigma_{\min}(\mathbf{A})^2}{\kappa + \sigma_{\max}(\mathbf{A})^2}}. \quad (33)$$

Proof. Note that the function

$$\frac{x}{\sqrt{1 + x^2/a}}$$

is an increasing function of x when $x, a > 0$. Therefore, by (30), we have

$$\sigma_{\max}(\mathbf{F}(\kappa)) = \frac{\sigma_{\max}(\mathbf{A})}{\sqrt{1 + \sigma_{\max}(\mathbf{A})^2/\kappa}} \quad \text{and} \quad \sigma_{\min}(\mathbf{F}(\kappa)) = \frac{\sigma_{\min}(\mathbf{A})}{\sqrt{1 + \sigma_{\min}(\mathbf{A})^2/\kappa}}.$$

(33) follows by the definition of the condition number. \square

Corollary 1 implies that the condition number of $\mathbf{F}(\kappa)$ is always less than the condition number of \mathbf{A} (when $\text{cond}(\mathbf{A}) \neq 1$) and that $\text{cond}(\mathbf{F}(\kappa)) \rightarrow 1$ as $\kappa \rightarrow 0$ and $\text{cond}(\mathbf{F}(\kappa)) \rightarrow \text{cond}(\mathbf{A})$ as $\kappa \rightarrow \infty$. For ill-conditioned \mathbf{A} , an iterative method for (29) can converge much faster than the same method applied to (18). Further, because the level sets of the quadratic part of (29) are more spherical than the level sets of the quadratic part of (18), the geometry of the transformed problem encourages the discovery of sparse solutions, as elucidated in the main text.

a) Convergence result for the convex setting.: The SR3 algorithm in the main text is equivalent to proximal gradient descent on the value function (29). We have the following convergence result for the standard variable selection problem.

Corollary 2. *Let \mathbf{A} and \mathbf{F} be as above and assume that R is closed and convex. Letting \mathbf{x}^* and \mathbf{w}^* denote the minimum values of $p_x(\mathbf{x}) := \frac{1}{2}\|\mathbf{A}\mathbf{x} - \mathbf{b}\|^2 + R(\mathbf{x})$ and $p_w(\mathbf{w}) := \frac{1}{2}\|\mathbf{F}\mathbf{w} - \mathbf{g}\|^2 + R(\mathbf{w})$, respectively, and letting \mathbf{x}^k and \mathbf{w}^k denote the iterates of proximal gradient descent (Algorithm 2) applied to p_x and p_w , with step sizes $t_x = \frac{1}{\sigma_{\max}(\mathbf{A})^2}$ and $t_w = \frac{1}{\sigma_{\max}(\mathbf{F})^2}$, we have the following bounds.*

- For degenerate (not full rank) \mathbf{A} ,

$$p_x(\mathbf{x}) - p_x(\mathbf{x}^*) \leq \frac{\sigma_{\max}(\mathbf{A})^2 \|\mathbf{x}^0 - \mathbf{x}^*\|^2}{2(k+1)}$$

$$p_w(\mathbf{w}) - p_w(\mathbf{w}^*) \leq \frac{\kappa \|\mathbf{w}^0 - \mathbf{w}^*\|^2}{2(k+1)}$$

- For full rank \mathbf{A} ,

$$\|\mathbf{x}^k - \mathbf{x}^*\|^2 \leq \left(1 - \frac{\sigma_{\min}(\mathbf{A})^2}{\sigma_{\max}(\mathbf{A})^2}\right)^k \|\mathbf{x}^0 - \mathbf{x}^*\|^2$$

$$\|\mathbf{w}^k - \mathbf{w}^*\|^2 \leq \left(1 - \frac{\sigma_{\min}(\mathbf{A})^2}{\sigma_{\max}(\mathbf{A})^2} \frac{\sigma_{\max}^2 + \kappa}{\sigma_{\min}^2 + \kappa}\right)^k \|\mathbf{w}^0 - \mathbf{w}^*\|^2$$

Proof. See Theorems 2 and 3. \square

b) Convergence result for the general case.: In the general setting, where R can be nonconvex, all we can hope to prove is that the sequence generated by the algorithm will converge to one of the stationary points, as defined in Definition 1. In [54], such a convergence result was established, which we will translate here to the specific case of regularized linear regression.

Theorem 4 (Proximal Gradient Descent for General Linear Regression). *Consider linear regression objective,*

$$\min_{\mathbf{x}} p(\mathbf{x}) := \frac{1}{2}\|\mathbf{A}\mathbf{x} - \mathbf{b}\|^2 + \lambda R(\mathbf{x}),$$

where p is assumed to be bounded below (R may be nonsmooth and nonconvex). Setting the time step $t = 1/\|\mathbf{A}\|_2^2 = 1/\sigma_{\max}(\mathbf{A})^2$, the sequence generated by Algorithm 2 with $f(\mathbf{x}) = \frac{1}{2}\|\mathbf{A}\mathbf{x} - \mathbf{b}\|^2$ and $g(\mathbf{x}) = \lambda R(\mathbf{x})$, satisfies

$$(\|\mathbf{A}\|_2^2 \mathbf{I} - \mathbf{A}^\top \mathbf{A})(\mathbf{x}_k - \mathbf{x}_{k+1}) \in \partial p(\mathbf{x}_{k+1}) = \mathbf{A}^\top (\mathbf{A}\mathbf{x}_{k+1} - \mathbf{b}) + \lambda \partial R(\mathbf{x}_{k+1}), \quad k = 0, 1, \dots$$

Moreover, we have the following convergence result

$$\frac{1}{N} \sum_{k=0}^{N-1} \|\mathbf{v}_{k+1}\|^2 \leq \frac{\|\mathbf{A}\|_2^2}{N} (p(\mathbf{x}_0) - p^*),$$

where $\mathbf{v}_{k+1} = (\|\mathbf{A}\|_2^2 \mathbf{I} - \mathbf{A}^\top \mathbf{A})(\mathbf{x}_k - \mathbf{x}_{k+1})$, and $p^* = \inf_{\mathbf{x}} p(\mathbf{x})$; i.e., the proximal gradient algorithm converges sublinearly to the stationary point of the linear regression objective.

Proof. For the iterates of the proximal gradient method, we have

$$\mathbf{x}_{k+1} = \operatorname{argmin}_{\mathbf{x}} \frac{1}{2} \|\mathbf{x} - (\mathbf{x}_k - t \nabla f(\mathbf{x}_k))\|^2 + tg(\mathbf{x})$$

and from the first order optimality condition we have

$$\begin{aligned} \mathbf{0} &\in \mathbf{x}_{k+1} - \mathbf{x}_k + t \nabla f(\mathbf{x}_k) + t \partial g(\mathbf{x}_{k+1}) \\ \Rightarrow \frac{1}{t} (\mathbf{x}_k - \mathbf{x}_{k+1}) + \nabla f(\mathbf{x}_{k+1}) - \nabla f(\mathbf{x}_k) &\in \nabla f(\mathbf{x}_{k+1}) + \partial g(\mathbf{x}_{k+1}) \\ \Rightarrow (\|\mathbf{A}\|_2^2 \mathbf{I} - \mathbf{A}^\top \mathbf{A})(\mathbf{x}_k - \mathbf{x}_{k+1}) &\in \partial p(\mathbf{x}_{k+1}), \end{aligned}$$

which establishes the first statement. Next, consider the following inequality

$$\begin{aligned} p(\mathbf{x}_{k+1}) &= \frac{1}{2} \|\mathbf{A}\mathbf{x}_{k+1} - \mathbf{b}\|^2 + \lambda R(\mathbf{x}_{k+1}) \\ &= \frac{1}{2} \|\mathbf{A}\mathbf{x}_k - \mathbf{b} + \mathbf{A}(\mathbf{x}_{k+1} - \mathbf{x}_k)\|^2 + \lambda R(\mathbf{x}_{k+1}) \\ &= \frac{1}{2} \|\mathbf{A}\mathbf{x}_k - \mathbf{b}\|^2 + \lambda R(\mathbf{x}_{k+1}) + \langle \mathbf{A}^\top (\mathbf{A}\mathbf{x}_k - \mathbf{b}), \mathbf{x}_{k+1} - \mathbf{x}_k \rangle + \frac{1}{2} \|\mathbf{A}(\mathbf{x}_{k+1} - \mathbf{x}_k)\|^2 \\ &\leq \frac{1}{2} \|\mathbf{A}\mathbf{x}_k - \mathbf{b}\|^2 + \lambda R(\mathbf{x}_k) - \frac{\|\mathbf{A}\|_2^2}{2} \|\mathbf{x}_{k+1} - \mathbf{x}_k\|^2 + \frac{1}{2} \|\mathbf{A}(\mathbf{x}_{k+1} - \mathbf{x}_k)\|^2, \end{aligned}$$

which implies the inequality

$$\begin{aligned} \langle \mathbf{x}_k - \mathbf{x}_{k+1}, (\|\mathbf{A}\|_2^2 \mathbf{I} - \mathbf{A}^\top \mathbf{A})(\mathbf{x}_k - \mathbf{x}_{k+1}) \rangle &\leq p(\mathbf{x}_k) - p(\mathbf{x}_{k+1}), \\ \Rightarrow \|\mathbf{A}\|_2^2 \|\mathbf{x}_{k+1} - \mathbf{x}_k\|^2 &\leq p(\mathbf{x}_k) - p(\mathbf{x}_{k+1}). \end{aligned}$$

Setting $\mathbf{v}_{k+1} = (\|\mathbf{A}\|_2^2 \mathbf{I} - \mathbf{A}^\top \mathbf{A})(\mathbf{x}_k - \mathbf{x}_{k+1})$, we have

$$\|\mathbf{v}_{k+1}\|^2 \leq \|\mathbf{A}\|_2^4 \|\mathbf{x}_{k+1} - \mathbf{x}_k\|^2 \leq \|\mathbf{A}\|_2^2 (p(\mathbf{x}_k) - p(\mathbf{x}_{k+1})).$$

After we add up and simplify, we obtain

$$\frac{1}{N} \sum_{k=0}^{N-1} \|\mathbf{v}_{k+1}\|^2 \leq \frac{\|\mathbf{A}\|_2^2}{N} (p(\mathbf{x}_0) - p(\mathbf{x}_N)) \leq \frac{\|\mathbf{A}\|_2^2}{N} (p(\mathbf{x}_0) - p^*),$$

which is the desired convergence result. \square

From Theorem 4, we see that, in the general case, the convergence to stationarity of the proximal gradient algorithm still depends on $\sigma_{\max}(\mathbf{A})$. In this case, the p_w formulation holds the same advantage over p_x as in the (degenerate) convex case.

Corollary 3. Define p_x and p_w as in Corollary 2, but without the convexity assumption on R . Then the convergence of Algorithm 2 satisfies

$$\begin{aligned} \frac{1}{N} \sum_{k=0}^{N-1} \|\mathbf{v}_{k+1}^x\|^2 &\leq \frac{\|\mathbf{A}\|_2^2}{N} (p_x(\mathbf{x}_0) - p_x^*) \\ \frac{1}{N} \sum_{k=0}^{N-1} \|\mathbf{v}_{k+1}^w\|^2 &\leq \frac{\kappa}{N} (p_w(\mathbf{x}_0) - p_w^*) \end{aligned}$$

where $\mathbf{v}_{k+1}^x = (\|\mathbf{A}\|_2^2 \mathbf{I} - \mathbf{A}^\top \mathbf{A})(\mathbf{x}_k - \mathbf{x}_{k+1}) \in \partial p_x(\mathbf{x}_{k+1})$, $\mathbf{v}_{k+1}^w = (\kappa \mathbf{I} - \mathbf{F}^\top \mathbf{F})(\mathbf{w}_k - \mathbf{w}_{k+1}) \in \partial p_w(\mathbf{w}_{k+1})$, and $\kappa = 1/\eta$ is the given parameter.

C. Characterizing Optimal Solutions of SR3

In this section, we quantify the relation between the solution of (18) and (29) when $\mathbf{C} = \mathbf{I}$. In this analysis, we fix κ as a constant and set $\mathbf{C} = \mathbf{I}$.

Lemma 5 (Stationarity between (18) and (29)). *Define the sets*

$$\begin{aligned} \mathcal{S}_1(\mathbf{x}, \lambda_1) &= \{\mathbf{A}^\top \mathbf{A} \mathbf{x} - \mathbf{A}^\top \mathbf{b} + \lambda_1 \mathbf{v}_1 : \mathbf{v}_1 \in \partial R(\mathbf{x})\} \\ \mathcal{S}_2(\mathbf{w}, \lambda_2) &= \{\kappa \mathbf{H}^{-1}(\mathbf{A}^\top \mathbf{A} \mathbf{w} - \mathbf{A}^\top \mathbf{b}) + \lambda_2 \mathbf{v}_2 : \mathbf{v}_2 \in \partial R(\mathbf{w})\}, \end{aligned}$$

where $\mathbf{H} = \mathbf{A}^\top \mathbf{A} + \kappa \mathbf{C}^\top \mathbf{C}$, as above. These sets contain the subgradients of (18) and (29). If we assume $\hat{\mathbf{x}}$ and $\hat{\mathbf{w}}$ are the (stationary) solutions of (18) and (29), namely

$$\mathbf{0} \in \mathcal{S}_1(\hat{\mathbf{x}}, \lambda_1), \quad \mathbf{0} \in \mathcal{S}_2(\hat{\mathbf{w}}, \lambda_2),$$

then

$$\begin{aligned} [\mathbf{I} - (\lambda_1/\lambda_2)\kappa \mathbf{H}^{-1}](\mathbf{A}^\top \mathbf{A} \hat{\mathbf{w}} - \mathbf{A}^\top \mathbf{b}) &\in \mathcal{S}_1(\hat{\mathbf{w}}, \lambda_1), \\ [\kappa \mathbf{H}^{-1} - (\lambda_2/\lambda_1)\mathbf{I}](\mathbf{A}^\top \mathbf{A} \hat{\mathbf{x}} - \mathbf{A}^\top \mathbf{b}) &\in \mathcal{S}_2(\hat{\mathbf{x}}, \lambda_2). \end{aligned}$$

Proof. As $\hat{\mathbf{x}}$ and $\hat{\mathbf{w}}$ are the (stationary) solutions of (18) and (29), we have

$$\begin{aligned} \exists \mathbf{v}_1 \in \partial R(\hat{\mathbf{x}}), \quad \lambda_1 \mathbf{v}_1 &= -(\mathbf{A}^\top \mathbf{A} \hat{\mathbf{x}} - \mathbf{A}^\top \mathbf{b}), \\ \exists \mathbf{v}_2 \in \partial R(\hat{\mathbf{w}}), \quad \lambda_2 \mathbf{v}_2 &= -\kappa \mathbf{H}^{-1}(\mathbf{A}^\top \mathbf{A} \hat{\mathbf{w}} - \mathbf{A}^\top \mathbf{b}). \end{aligned}$$

Then,

$$\begin{aligned} \mathbf{A}^\top \mathbf{A} \hat{\mathbf{w}} - \mathbf{A}^\top \mathbf{b} + \lambda_1 \mathbf{v}_2 \in \mathcal{S}_1(\hat{\mathbf{w}}, \lambda_1) &\Rightarrow [\mathbf{I} - (\lambda_1/\lambda_2)\kappa \mathbf{H}^{-1}](\mathbf{A}^\top \mathbf{A} \hat{\mathbf{w}} - \mathbf{A}^\top \mathbf{b}) \in \mathcal{S}_1(\hat{\mathbf{w}}, \lambda_1), \\ \kappa \mathbf{H}^{-1}(\mathbf{A}^\top \mathbf{A} \hat{\mathbf{x}} - \mathbf{A}^\top \mathbf{b}) + \lambda_2 \mathbf{v}_1 \in \mathcal{S}_2(\hat{\mathbf{x}}, \lambda_2) &\Rightarrow [\kappa \mathbf{H}^{-1} - (\lambda_2/\lambda_1)\mathbf{I}](\mathbf{A}^\top \mathbf{A} \hat{\mathbf{x}} - \mathbf{A}^\top \mathbf{b}) \in \mathcal{S}_2(\hat{\mathbf{x}}, \lambda_2). \end{aligned}$$

□

This lemma shows the optimality of $\hat{\mathbf{w}}$ for the original (unrelaxed) problem, (18), and the optimality of $\hat{\mathbf{x}}$ for the SR3 relaxation, (29). In particular, if $\hat{\mathbf{x}} = \hat{\mathbf{w}}$, then $\mathbf{r} = \mathbf{A}^\top \mathbf{A} \hat{\mathbf{w}} - \mathbf{A}^\top \mathbf{b} = \mathbf{A}^\top \mathbf{A} \hat{\mathbf{x}} - \mathbf{A}^\top \mathbf{b}$ is in the null space of $\tau \mathbf{I} - \kappa \mathbf{H}^{-1}$, where $\tau = \lambda_2/\lambda_1$. This establishes a connection between λ_1 and λ_2 . For instance, we have the following result.

Theorem 5 (Optimal Ratio). *With the same assumptions as Lemma 5 and setting $\tau = \lambda_2/\lambda_1$ to be*

$$\hat{\tau} = \operatorname{argmin}_{\tau > 0} \|\tau \mathbf{I} - \kappa \mathbf{H}^{-1}\|_2 = \frac{\kappa}{2}(\sigma_{\max}(\mathbf{H}^{-1}) + \sigma_{\min}(\mathbf{H}^{-1})),$$

we have

$$\operatorname{dist}(\mathbf{0}, \mathcal{S}_1(\hat{\mathbf{w}}, \lambda_1)) \leq \frac{\sigma_{\max}(\mathbf{H}) - \sigma_{\min}(\mathbf{H})}{\sigma_{\max}(\mathbf{H}) + \sigma_{\min}(\mathbf{H})} \|\mathbf{A}^\top \mathbf{A} \hat{\mathbf{w}} - \mathbf{A}^\top \mathbf{b}\|.$$

Proof.

$$\begin{aligned} \operatorname{dist}(\mathbf{0}, \mathcal{S}_1(\hat{\mathbf{w}}, \lambda_1)) &\leq \frac{1}{\hat{\tau}} \|(\hat{\tau} \mathbf{I} - \kappa \mathbf{H}^{-1})(\mathbf{A}^\top \mathbf{A} \hat{\mathbf{w}} - \mathbf{A}^\top \mathbf{b})\| \\ &= \frac{1}{\hat{\tau}} \|\hat{\tau} \mathbf{I} - \kappa \mathbf{H}^{-1}\|_2 \|\mathbf{A}^\top \mathbf{A} \hat{\mathbf{w}} - \mathbf{A}^\top \mathbf{b}\| \\ &= \frac{1}{\hat{\tau}} \|\hat{\tau} \mathbf{1} - \kappa \sigma(\mathbf{H}^{-1})\|_\infty \|\mathbf{A}^\top \mathbf{A} \hat{\mathbf{w}} - \mathbf{A}^\top \mathbf{b}\| \\ &= \frac{\sigma_{\max}(\mathbf{H}^{-1}) - \sigma_{\min}(\mathbf{H}^{-1})}{\sigma_{\max}(\mathbf{H}^{-1}) + \sigma_{\min}(\mathbf{H}^{-1})} \|\mathbf{A}^\top \mathbf{A} \hat{\mathbf{w}} - \mathbf{A}^\top \mathbf{b}\| \\ &= \frac{\sigma_{\max}(\mathbf{H}) - \sigma_{\min}(\mathbf{H})}{\sigma_{\max}(\mathbf{H}) + \sigma_{\min}(\mathbf{H})} \|\mathbf{A}^\top \mathbf{A} \hat{\mathbf{w}} - \mathbf{A}^\top \mathbf{b}\|. \end{aligned}$$

□

Theorem 5 suggests a way to choose λ_1 and λ_2 such that $\hat{\mathbf{w}}$ is close to the stationary point of (18). In the case that \mathbf{A} has orthogonal rows or columns, theorem 5 provides some explicit bounds on the distance between these solutions.

Corollary 4. *If $\mathbf{A}^\top \mathbf{A} = \mathbf{I}$, then $\text{dist}(\mathbf{0}, \mathcal{S}_1(\hat{\mathbf{w}}, \lambda_1)) = 0$, i.e. $\hat{\mathbf{w}}$ is the stationary point of (18). If $\mathbf{A}\mathbf{A}^\top = \mathbf{I}$, then $\text{dist}(\mathbf{0}, \mathcal{S}_1(\hat{\mathbf{w}}, \lambda_1)) \leq 1/(1 + 2\kappa)$.*

Proof. The formula for \mathbf{H} simplifies under these assumptions. When $\mathbf{A}^\top \mathbf{A} = \mathbf{I}$, we have $\mathbf{H} = (1 + \kappa)\mathbf{I}$ and $\sigma_{\max}(\mathbf{H}) = \sigma_{\min}(\mathbf{H}) = 1 + \kappa$. When $\mathbf{A}\mathbf{A}^\top = \mathbf{I}$, we have $\sigma_{\max}(\mathbf{H}) = 1 + \kappa$ and $\sigma_{\min}(\mathbf{H}) = \kappa$. Theorem 5 then implies the result. \square

APPENDIX C DETAILS OF TV EXPERIMENT

In the main text, we observe that, for the TV regularization example, the standard SR3 algorithm has comparable performance to ADMM, with a slow, sublinear convergence rate due to the ill-conditioned nature of the matrix. However, the SR3 formulation in \mathbf{w} , i.e. the LASSO type problem (29), suggests a straightforward acceleration strategy. In this section, we provide some details of both the ill-conditioning of \mathbf{F} and the FISTA-based acceleration [8].

a) *Spectrum of \mathbf{F} .*: Recall that, when we consider an ℓ_1 -style regularizer, we transform the TV regularized image de-noising problem,

$$\min_{\mathbf{X}} \frac{1}{2} \|\mathbf{A} * \mathbf{X} - \mathbf{B}\|_F^2 + \lambda \left\| \circ \sqrt{(\mathbf{D}_x \mathbf{X})^\circledast + (\mathbf{D}_y \mathbf{X})^\circledast} \right\|_1, \quad (34)$$

into a LASSO problem,

$$\min_{\mathbf{X}, \mathbf{W}_x, \mathbf{W}_y} \frac{1}{2} \|\mathbf{A} * \mathbf{X} - \mathbf{B}\|_F^2 + \lambda \left\| \circ \sqrt{\mathbf{W}_x^\circledast + \mathbf{W}_y^\circledast} \right\|_1 + \frac{1}{2\eta} \left\| \begin{matrix} \mathbf{W}_x - \mathbf{D}_x \mathbf{X} \\ \mathbf{W}_y - \mathbf{D}_y \mathbf{X} \end{matrix} \right\|_F^2, \quad (35)$$

where $\circ \sqrt{A}$ and A^\circledast denote element-wise square root and squaring operations, respectively. We now analyze the equivalent of \mathbf{F} for this problem. Setting $\mathbf{x} = \text{vec}(\mathbf{X})$, the operations can be written as,

$$\mathbf{A} * \mathbf{X} = \mathcal{F}^{-1} \text{Diag}(\hat{\mathbf{c}}) \mathcal{F} \mathbf{x}, \quad \mathbf{D}_x \mathbf{X} = \mathcal{F}^{-1} \text{Diag}(\hat{\mathbf{d}}_x) \mathcal{F} \mathbf{x}, \quad \mathbf{D}_y \mathbf{X} = \mathcal{F}^{-1} \text{Diag}(\hat{\mathbf{d}}_y) \mathcal{F} \mathbf{x}$$

where $\mathcal{F} \mathbf{x}$ corresponds to taking a 2D Fourier transform, i.e. of $\mathcal{F} \mathbf{x} = \text{vec}(\mathcal{F}^{(2)} \mathbf{X})$. Then, \mathbf{F} can be written as

$$\mathbf{F} = \begin{bmatrix} \kappa \mathcal{F}^{-1} \text{Diag}(\hat{\mathbf{c}}) \mathbf{H}^{-1} [\text{Diag}(\hat{\mathbf{d}}_x) \quad \text{Diag}(\hat{\mathbf{d}}_y)] \mathcal{F} \\ \sqrt{\kappa} \mathcal{F}^{-1} \left(\mathbf{I} - \kappa \begin{bmatrix} \text{Diag}(\hat{\mathbf{d}}_x) \\ \text{Diag}(\hat{\mathbf{d}}_y) \end{bmatrix} \mathbf{H}^{-1} [\text{Diag}(\hat{\mathbf{d}}_x) \quad \text{Diag}(\hat{\mathbf{d}}_y)] \right) \mathcal{F} \end{bmatrix},$$

where $\kappa = 1/\eta$, $\mathbf{H} = \mathcal{F}^{-1} \text{Diag}(\hat{\mathbf{c}} \odot \hat{\mathbf{c}} + \kappa \hat{\mathbf{d}}_x \odot \hat{\mathbf{d}}_x + \kappa \hat{\mathbf{d}}_y \odot \hat{\mathbf{d}}_y) \mathcal{F}$, and \odot is element-wise multiplication. Setting $\mathbf{w} = \text{vec}(\circ \sqrt{\mathbf{W}_x^\circledast + \mathbf{W}_y^\circledast})$, we have that the original SR3 formulation, (35), is equivalent to the LASSO-type problem

$$\min_{\mathbf{w}} \frac{1}{2} \|\mathbf{F} \mathbf{w} - \mathbf{g}\|^2 + \lambda \|\mathbf{w}\|_1.$$

Setting $\hat{\mathbf{h}} = \hat{\mathbf{c}} \odot \hat{\mathbf{c}} + \kappa \hat{\mathbf{d}}_x \odot \hat{\mathbf{d}}_x + \kappa \hat{\mathbf{d}}_y \odot \hat{\mathbf{d}}_y$, we have

$$\mathbf{F}^\top \mathbf{F} = \mathcal{F}^{-1} \begin{bmatrix} \kappa \mathbf{I} - \kappa^2 \text{Diag}(\hat{\mathbf{d}}_x \odot \hat{\mathbf{h}}^{-1} \odot \hat{\mathbf{d}}_x) & -\kappa^2 \text{Diag}(\hat{\mathbf{d}}_x \odot \hat{\mathbf{h}}^{-1} \odot \hat{\mathbf{d}}_y) \\ -\kappa^2 \text{Diag}(\hat{\mathbf{d}}_y \odot \hat{\mathbf{h}}^{-1} \odot \hat{\mathbf{d}}_x) & \kappa \mathbf{I} - \kappa^2 \text{Diag}(\hat{\mathbf{d}}_y \odot \hat{\mathbf{h}}^{-1} \odot \hat{\mathbf{d}}_y) \end{bmatrix} \mathcal{F}.$$

We see that $\mathbf{F}^\top \mathbf{F}$ consists of four diagonal matrices, which simplifies the process of computing its eigenvalues (and thereby the singular values of \mathbf{F}). In Figure 8, we plot the spectrum of \mathcal{F} . Half of the singular values are constant at the value $\sqrt{\kappa}$, and the other half drop rapidly to 0. This is the cause of the slow sublinear convergence rate of SR3, the matrix \mathbf{F} has not greatly improved in conditioning as in the other examples.

b) *Acceleration for TV:* The SR3 approach allows a simple means to accelerate the basic algorithm, which may be a more challenging proposition in other frameworks (e.g. ADMM). The basic SR3 algorithm is proximal gradient descent on the value function (35). To accelerate, we simply apply FISTA [8] instead, as described in Algorithm 3. As demonstrated in the main text, the FISTA-type algorithm converges much faster for TV image deblurring.

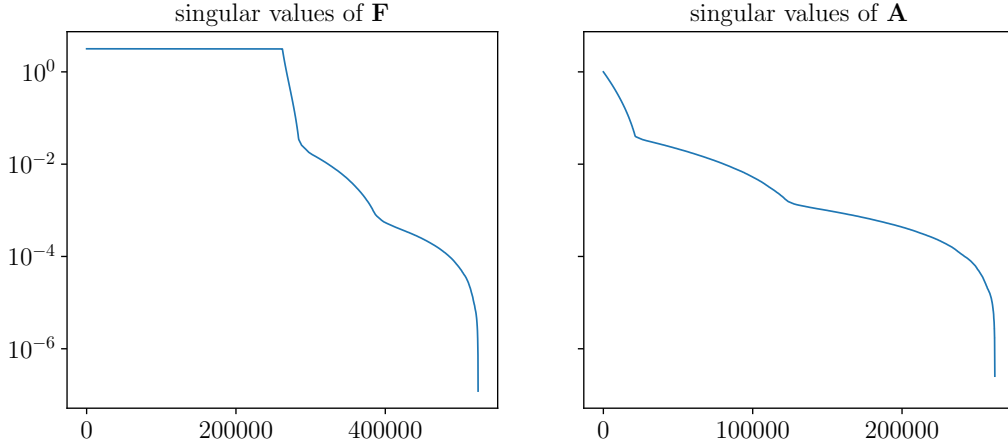


Fig. 8. Spectrum of \mathbf{F} (left panel) and \mathbf{A} (right panel) in TV example.

Algorithm 3 FISTA for (35)

- 1: **Input:** w_0
 - 2: **Initialize:** $k = 0$, $a_0 = 1$, $v_0 = w_0$
 - 3: **while** not converged **do**
 - 4: $k \leftarrow k + 1$
 - 5: $v_k \leftarrow \text{prox}_{\eta R}(w_{k-1} - \eta(\mathbf{F}^\top \mathbf{F} w_{k-1} - \mathbf{F}^\top g))$
 - 6: $a_k \leftarrow (1 + \sqrt{1 + 4a_{k-1}^2})/2$
 - 7: $w_k \leftarrow v_k + (a_{k-1} - 1)/a_k(v_k - v_{k-1})$
 - 8: **end while**
 - 9: **Output:** w_k
-

APPENDIX D
ADDITIONAL TV EXPERIMENTS

TV regularizers are often used in physical settings, where the position and the magnitude of the non-zero values for the derivative matters. In this numerical example, we use synthetic data to illustrate the efficacy of SR3 for such problems. In particular, we demonstrate that the use of nonconvex regularizers can improve performance.

Consider a piecewise constant step function with dimension $x_t \in \mathbb{R}^{500}$ and values from -2 to 2 , see the first row of Figure 9 for a sample plot. We take 100 random measurements $\mathbf{b} = \mathbf{A}x_t + \sigma\epsilon$ of the signal, where the elements of \mathbf{A} and ϵ are i.i.d. standard Gaussian, and we choose a noise level of $\sigma = 1$.

To recover the signal, we solve the SR3 formulation

$$\min_{x, w} \frac{1}{2} \|\mathbf{A}x - \mathbf{b}\|^2 + \lambda R(w) + \frac{1}{2} \|w - \mathbf{C}x\|^2,$$

where R is chosen to be $\|\cdot\|_0$ or $\|\cdot\|_1$, and \mathbf{C} is the appropriate forward difference matrix. We want to both recover the signal x_t and obtain an estimate of the discrete derivative using w . Results are shown in Figure 9, with the first row showing the recovered signals (red dash and green dot dash) vs. true signal (blue solid) and the second row showing the estimated signal derivative w .

If we explicitly use the fact that our signal is a step function, it is easy to recover an accurate approximation of the signal using both x and w . We define groups of indices corresponding to contiguous sequences for which $w_i = 0$. For such contiguous groups, we set the value of the recovered signal to be the mean of the x_i values. Ideally, there should be five such groups. In order to recover the signal, we need good group identification (positions of nonzeros in w) and an unbiased estimation for signal x . From the red dash line in the first row of Figure 9, we can see that both ℓ_0 and ℓ_1 reasonably achieve this goal using the grouping procedure.

However, such an explicit assumption on the structure of the signal may not be appropriate in more complicated applications. A more generic approach would “invert” \mathbf{C} (discrete integration in this example)

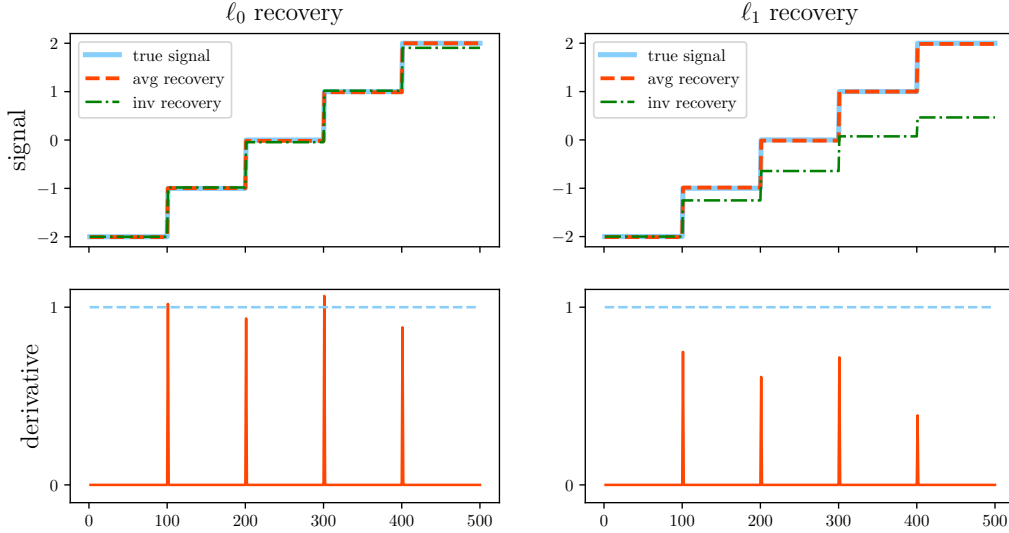


Fig. 9. SR3 TV regularization result on synthetic data. The first row plots the averaging recovery signal (dashed red line), integrating recovery signal (dot dashed green line) and the true signal (solid blue line). Second row plots the discretized derivative (solid red line) and true magnitude (dashed blue line). First column contain the results come from ℓ_0 regularization, second column is from ℓ_1 .

to reconstruct the signal given w . From the second row of Figure 9 we see that ℓ_0 -TV obtains a better unbiased estimation of the magnitude of the derivative compared to ℓ_1 -TV; accordingly, the signal reconstructed by integration is more faithful using the ℓ_0 -style regularization.

APPENDIX E GROUP SPARSITY EXPERIMENTS

Group sparsity is another example of a composite sparse regularizer which is used in multi-task learning to regularize underdetermined learning tasks by introducing redundancy in the solution vectors. Consider a set of under-determined linear systems,

$$\mathbf{b}_i = \mathbf{A}_i \mathbf{x}_i + \sigma \boldsymbol{\epsilon}_i, \quad i = 1, \dots, k,$$

where $\mathbf{A}_i \in \mathbb{R}^{m_i \times n}$ and $m_i < n$. It is assumed a priori that some of these systems might share the same solution vector. With this model assumption, we can formulate the problem of recovering the \mathbf{x}_i as

$$\min_{\mathbf{x}_i} \frac{1}{2} \sum_{i=1}^k \|\mathbf{A}_i \mathbf{x}_i - \mathbf{b}_i\|_2^2 + \lambda \sum_{i=1}^{k-1} \sum_{j=i+1}^k \|\mathbf{x}_i - \mathbf{x}_j\|_2$$

where the ℓ_2 norm (without square) promotes sparsity of the differences $\mathbf{x}_i - \mathbf{x}_j$ (or, equivalently, encourages redundancy in the \mathbf{x}_i). To write the objective in a compact way, set

$$\mathbf{x} = \begin{bmatrix} \mathbf{x}_1 \\ \vdots \\ \mathbf{x}_k \end{bmatrix}, \quad \mathbf{b} = \begin{bmatrix} \mathbf{b}_1 \\ \vdots \\ \mathbf{b}_k \end{bmatrix}, \quad \mathbf{A} = \begin{bmatrix} \mathbf{A}_1 & & \\ & \ddots & \\ & & \mathbf{A}_k \end{bmatrix}.$$

We can then re-write the optimization problem as

$$\min_{\mathbf{x}} \frac{1}{2} \|\mathbf{A}\mathbf{x} - \mathbf{b}\|_2^2 + \lambda \sum_{i=1}^{k-1} \sum_{j=i+1}^k \|\mathbf{D}_{ij}\mathbf{x}\|_2,$$

where $\mathbf{D}_{ij}\mathbf{x}$ gives the pairwise differences between \mathbf{x}_i and \mathbf{x}_j . There is no obvious primal algorithm for this objective, as $\|\cdot\|_2$ is not smooth and there is no obvious prox operation due to the linear mapping \mathbf{D}_{ij} .

To apply an SR3-style approach, we introduce the variables w_{ij} which approximate $D_{ij}\mathbf{x}$ and obtain

$$\min_{\mathbf{x}, \mathbf{w}} \frac{1}{2} \|\mathbf{A}\mathbf{x} - \mathbf{b}\|_2^2 + \lambda \sum_{i=1}^{k-1} \sum_{j=i+1}^k \|w_{ij}\|_2 + \frac{1}{2\eta} \sum_{i=1}^{k-1} \sum_{j=i+1}^k \|w_{ij} - D_{ij}\mathbf{x}\|_2^2.$$

To demonstrate the method, we set up a synthetic problem with $n = 200$, $m_i = 150$, and $k = 7$. The \mathbf{A}_i are generated as random Gaussian matrices and we set truth underlying signal $\mathbf{x}_1 = \mathbf{x}_2$, $\mathbf{x}_3 = \mathbf{x}_4$ and $\mathbf{x}_5 = \mathbf{x}_6 = \mathbf{x}_7$ where x_i random Gaussian vector. We set a noise level of $\sigma = 0.1$ and select the optimization parameters $\lambda = 10$ and $\eta = 1$.

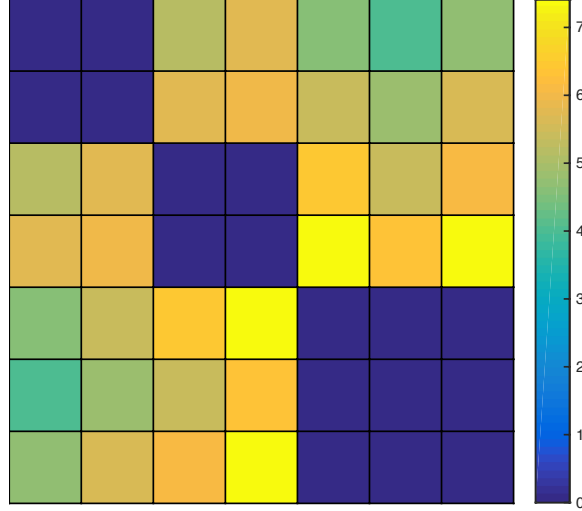


Fig. 10. Pair-Wise Distance between all decision variables of different tasks obtained by SR3.

The pairwise distance of the result is shown in Figure 10. The groups have been successfully recovered. If we directly use the \mathbf{x} from the SR3 solution, we obtain 47% relative error. However, using the pattern discovered by \mathbf{w} to regroup the least square problems, namely combine $\mathbf{A}_1, \mathbf{A}_2$ and $\mathbf{b}_1, \mathbf{b}_2$ to solve for the first group of variables, $\mathbf{x}_1 = \mathbf{x}_2$, and so on, we improve the result significantly to 1% relative error (which is essentially optimal given the noise).

APPENDIX F

EXTRA DETAILS OF MATRIX COMPLETION EXPERIMENTS

a) Background of the data set.: Seismic data interpolation is crucial for accurate inversion and imaging procedures such as full-waveform inversion [50], reverse-time migration [6] and multiple removal methods [49]. Dense acquisition is prohibitively expensive in these applications, motivating reduction in seismic measurements. On the other hand, using subsampled sources and receivers without interpolation gives unwanted imaging artifacts. A range of trace interpolation methodologies have been proposed, exploiting the low dimensional structure of seismic data, including sparsity [30], [33] and low-rank [3], [53], and theoretical guarantees for low-rank matrix recovery are available in a range of contexts [23], [40]. The main goal is to simultaneously sample and compress a signal using optimization to replace dense acquisition, thus enabling a range of applications in seismic data processing at a fraction of the cost.

b) More comparison results.: In the experiment, our seismic signal is stored in a 401×401 complex matrix. In order to compress and interpolate the data, we uniformly subsample 15% of matrix columns, and apply a matrix completion technique to test the recovery quality. We compare the results from four formulations, SR3 ℓ_0 , SR3 ℓ_1 , classic ℓ_0 and classic ℓ_1 , i.e. the equations

$$\min_{\mathbf{X}} \frac{1}{2} \|\mathcal{A}(\mathbf{X}) - \mathbf{D}\|_F^2 + \lambda R(\sigma(\mathbf{X})) \quad (36)$$

and

$$\min_{\mathbf{X}, \mathbf{W}} \frac{1}{2} \|\mathcal{A}(\mathbf{X}) - \mathbf{D}\|_F^2 + \lambda R(\sigma(\mathbf{W})) + \frac{1}{2\eta} \|\mathbf{W} - \mathbf{X}\|_F^2, \quad (37)$$

where R can be either ℓ_1 or ℓ_0 . To generate figures from SR3, we look at the signal matrix \mathbf{X} rather than the auxiliary matrix \mathbf{W} , since in this application we are interested in the interpolated result itself, rather than identifying support, as in compressive sensing examples.

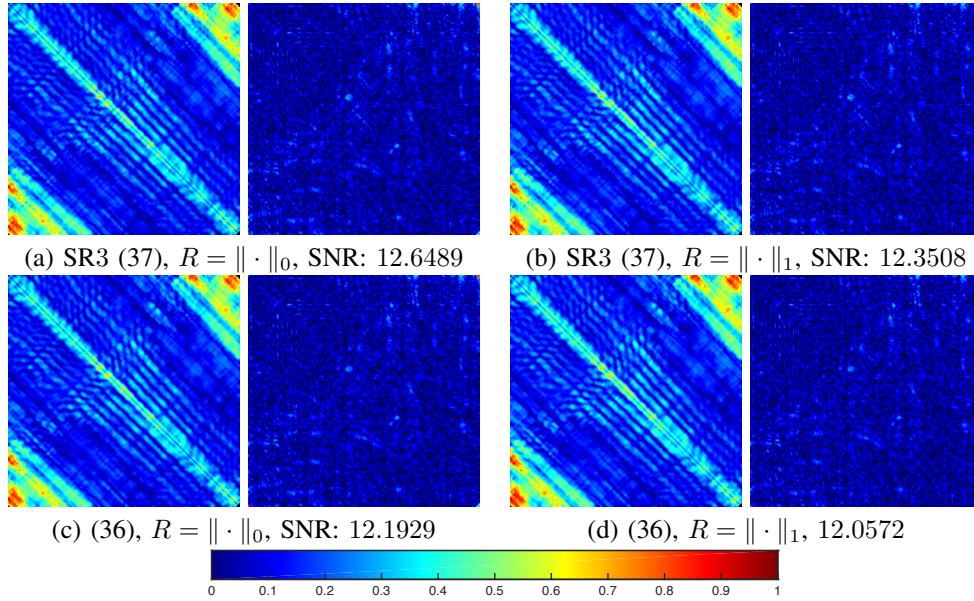


Fig. 11. Result comparison SR3 vs. Classic. In each subplot, we show the recovered signal matrix (left) and the difference between recovered the true signal (right). The corresponding SNR is provided. (a), (b) plot the results of SR3 with ℓ_0 and ℓ_1 regularizers. (c), (d) plot the results of classic formulation with ℓ_0 and ℓ_1 regularizers.

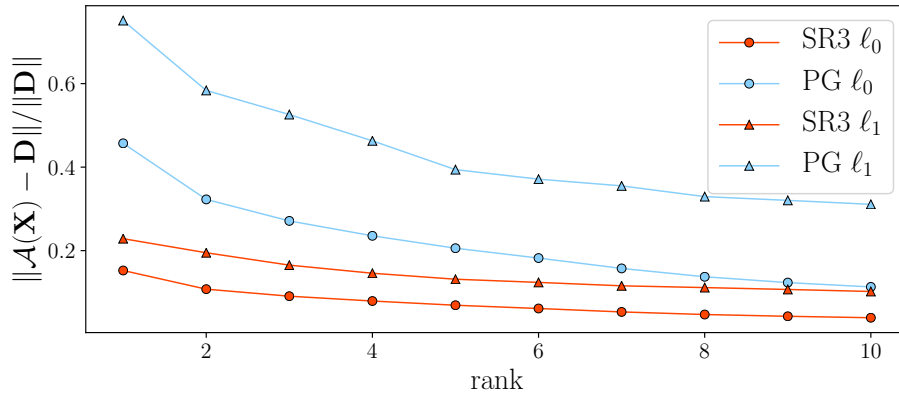


Fig. 12. Pareto frontiers (best fit achievable for each rank) for (36) with $R = \ell_1, R = \ell_0$, and for corresponding SR3 formulations (37), describing the best fits of observed values achievable for a given rank (obtained across regularizers for the four formulations). As expected, ℓ_0 formulations are more efficient than those with ℓ_1 , and SR3 formulations (37) are more efficient than the classic (36).

Results are shown in Figures 11 and 12. The relative quality of the images is hard to compare with the naked eye, so we compute the Signal to Noise Ratio (SNR) with respect to the original (fully sampled) data to present a comparison. SR3 fits original data better than the solution of (36), obtaining a maximum SNR of 12.6, see Figure 12.

We also generate Pareto curves for the four approaches, plotting achievable misfit on the observed data against the ranks of the solutions. It is well-known that the Pareto curve for formulations that use ℓ_0 lie below those that use ℓ_1 , i.e. using the 0-norm allows better data fitting for a given rank, and equivalently a lower rank at a particular error level. The curves in Figure 12 shows that the Pareto curves generated using the SR3 approach are lower still, through the relaxation. In fact, both of the Pareto curves for the SR3 approach are lower than those generated by either of the standard rank or nuclear norm regularization.

REFERENCES

- [1] F. Acker and M.-A. Prestel. Convergence d'un schéma de minimisation alternée. In *Annales de la Faculté des sciences de Toulouse: Mathématiques*, volume 2, pages 1–9. Université Paul Sabatier, 1980.
- [2] A. Aravkin, J. V. Burke, L. Ljung, A. Lozano, and G. Pillonetto. Generalized kalman smoothing: Modeling and algorithms. *Automatica*, 86:63–86, 2017.
- [3] A. Aravkin, R. Kumar, H. Mansour, B. Recht, and F. J. Herrmann. Fast methods for denoising matrix completion formulations, with applications to robust seismic data interpolation. *SIAM Journal on Scientific Computing*, 36(5):S237–S266, 2014.
- [4] A. Y. Aravkin, D. Drusvyatskiy, and T. van Leeuwen. Efficient quadratic penalization through the partial minimization technique. *IEEE Transactions on Automatic Control*, 2017.
- [5] H. H. Bauschke, P. L. Combettes, and D. Noll. Joint minimization with alternating bregman proximity operators. *Pacific Journal of Optimization*, 2(3):401–424, 2006.
- [6] E. Baysal, D. D. Kosloff, and J. W. Sherwood. Reverse time migration. *Geophysics*, 48(11):1514–1524, 1983.
- [7] A. Beck and M. Teboulle. Fast gradient-based algorithms for constrained total variation image denoising and deblurring problems. *IEEE Transactions on Image Processing*, 18(11):2419–2434, 2009.
- [8] A. Beck and M. Teboulle. A fast iterative shrinkage-thresholding algorithm for linear inverse problems. *SIAM journal on imaging sciences*, 2(1):183–202, 2009.
- [9] S. Boyd, N. Parikh, E. Chu, B. Peleato, J. Eckstein, et al. Distributed optimization and statistical learning via the alternating direction method of multipliers. *Foundations and Trends® in Machine learning*, 3(1):1–122, 2011.
- [10] E. Candès, X. Li, Y. Ma, and J. Wright. Robust principal component analysis? *Journal of the ACM*, 58(3), May 2011.
- [11] E. J. Candès, J. Romberg, and T. Tao. Robust uncertainty principles: Exact signal reconstruction from highly incomplete frequency information. *IEEE Transactions on information theory*, 52(2):489–509, 2006.
- [12] E. J. Candès, J. K. Romberg, and T. Tao. Stable signal recovery from incomplete and inaccurate measurements. *Communications on pure and applied mathematics*, 59(8):1207–1223, 2006.
- [13] E. J. Candès and T. Tao. Decoding by linear programming. *IEEE transactions on information theory*, 51(12):4203–4215, 2005.
- [14] S. H. Chan, R. Khoshabeh, K. B. Gibson, P. E. Gill, and T. Q. Nguyen. An augmented lagrangian method for total variation video restoration. *IEEE Transactions on Image Processing*, 20(11):3097–3111, 2011.
- [15] T. F. Chan and C.-K. Wong. Total variation blind deconvolution. *IEEE transactions on Image Processing*, 7(3):370–375, 1998.
- [16] W. Cheney and A. A. Goldstein. Proximity maps for convex sets. *Proceedings of the American Mathematical Society*, 10(3):448–450, 1959.
- [17] J. F. Claerbout and F. Muir. Robust modeling with erratic data. *Geophysics*, 38(5):826–844, 1973.
- [18] P. L. Combettes and J.-C. Pesquet. Proximal splitting methods in signal processing. In *Fixed-point algorithms for inverse problems in science and engineering*, pages 185–212. Springer, 2011.
- [19] A. R. Conn. Constrained optimization using a nondifferentiable penalty function. *SIAM Journal on Numerical Analysis*, 10(4):760–784, 1973.
- [20] D. Donoho and J. Tanner. Observed universality of phase transitions in high-dimensional geometry, with implications for modern data analysis and signal processing. *Philosophical Transactions of the Royal Society of London A: Mathematical, Physical and Engineering Sciences*, 367(1906):4273–4293, 2009.
- [21] D. L. Donoho. Compressed sensing. *IEEE Transactions on information theory*, 52(4):1289–1306, 2006.
- [22] J. Fan and R. Li. Variable selection via nonconcave penalized likelihood and its oracle properties. *Journal of the American statistical Association*, 96(456):1348–1360, 2001.
- [23] M. Fazel. *Matrix rank minimization with applications*. PhD thesis, PhD thesis, Stanford University, 2002.
- [24] F. Galton. Regression towards mediocrity in hereditary stature. *The Journal of the Anthropological Institute of Great Britain and Ireland*, 15:246–263, 1886.
- [25] C. Gauss. Theory of the combination of observations which leads to the smallest errors. *Gauss Werke*, 4:1–93, 1821.
- [26] C. F. Gauss. *Theoria motus corporum coelestium*. *Werke*, 1809.
- [27] T. Goldstein and S. Osher. The split bregman method for l1-regularized problems. *SIAM journal on imaging sciences*, 2(2):323–343, 2009.
- [28] G. Golub and V. Pereyra. Separable nonlinear least squares: the variable projection method and its applications. *Inverse problems*, 19(2):R1, 2003.
- [29] I. Goodfellow, Y. Bengio, and A. Courville. *Deep Learning*. MIT Press, 2016.
- [30] F. J. Herrmann and G. Hennenfent. Non-parametric seismic data recovery with curvelet frames. *Geophysical Journal International*, 173(1):233–248, 2008.
- [31] A. E. Hoerl and R. W. Kennard. Ridge regression iterative estimation of the biasing parameter. *Communications in Statistics-Theory and Methods*, 5(1):77–88, 1976.
- [32] A. M. Legendre. *Nouvelles méthodes pour la détermination des orbites des comètes*. F. Didot, 1805.
- [33] H. Mansour, F. J. Herrmann, and Ö. Yilmaz. Improved wavefield reconstruction from randomized sampling via weighted one-norm minimization. *Geophysics*, 78(5):V193–V206, 2013.
- [34] V. Oropeza and M. Sacchi. Simultaneous seismic data denoising and reconstruction via multichannel singular spectrum analysis. *Geophysics*, 76(3):V25–V32, 2011.
- [35] S. Osher, M. Burger, D. Goldfarb, J. Xu, and W. Yin. An iterative regularization method for total variation-based image restoration. *Multiscale Modeling & Simulation*, 4(2):460–489, 2005.
- [36] N. Parikh, S. Boyd, et al. Proximal algorithms. *Foundations and Trends® in Optimization*, 1(3):127–239, 2014.
- [37] K. Pearson. Principal components analysis. *The London, Edinburgh, and Dublin Philosophical Magazine and Journal of Science*, 6(2):559, 1901.
- [38] T. Pietrzykowski. An exact potential method for constrained maxima. *SIAM Journal on numerical analysis*, 6(2):299–304, 1969.
- [39] B. Recht, M. Fazel, and P. Parrilo. Guaranteed minimum rank solutions to linear matrix equations via nuclear norm minimization. *SIAM Review*, 52(3):471–501, 2010.
- [40] B. Recht, M. Fazel, and P. A. Parrilo. Guaranteed minimum-rank solutions of linear matrix equations via nuclear norm minimization. *SIAM review*, 52(3):471–501, 2010.
- [41] R. Rockafellar and R.-B. Wets. *Variational Analysis*. Grundlehren der mathematischen Wissenschaften, Vol 317, Springer, Berlin, 1998.

- [42] L. I. Rudin, S. Osher, and E. Fatemi. Nonlinear total variation based noise removal algorithms. *Physica D: nonlinear phenomena*, 60(1-4):259–268, 1992.
- [43] C. Shaobing and D. Donoho. Basis pursuit. In *28th Asilomar conf. Signals, Systems Computers*, 1994.
- [44] D. Strong and T. Chan. Edge-preserving and scale-dependent properties of total variation regularization. *Inverse problems*, 19(6):S165, 2003.
- [45] W. Su, M. Bogdan, E. Candes, et al. False discoveries occur early on the lasso path. *The Annals of Statistics*, 45(5):2133–2150, 2017.
- [46] R. Tibshirani. Regression shrinkage and selection via the lasso. *Journal of the Royal Statistical Society. Series B (Methodological)*, pages 267–288, 1996.
- [47] A. Tihonov. Ob ustojchivosti obratnyh zadach. *On stability of inverse problems*. *DAN SSSR—Reports of the USSR Academy of Sciences*, 39:195–198, 1943.
- [48] E. Van Den Berg and M. P. Friedlander. Probing the pareto frontier for basis pursuit solutions. *SIAM Journal on Scientific Computing*, 31(2):890–912, 2008.
- [49] D. J. Vershuur, A. Berkhout, and C. Wapenaar. Adaptive surface-related multiple elimination. *Geophysics*, 57(9):1166–1177, 1992.
- [50] J. Virieux and S. Operto. An overview of full-waveform inversion in exploration geophysics. *Geophysics*, 74(6):WCC1–WCC26, 2009.
- [51] J. Von Neumann. *Functional Operators, Volume 2: The Geometry of Orthogonal Spaces*, volume 2. Princeton University Press, 1950.
- [52] Y. Wang, J. Yang, W. Yin, and Y. Zhang. A new alternating minimization algorithm for total variation image reconstruction. *SIAM Journal on Imaging Sciences*, 1(3):248–272, 2008.
- [53] Y. Yang, J. Ma, and S. Osher. Seismic data reconstruction via matrix completion. *Inverse Problems and Imaging*, 7(4):1379–1392, 2013.
- [54] P. Zheng and A. Aravkin. Fast methods for nonsmooth nonconvex minimization. *arXiv preprint arXiv:1802.02654*, 2018.