

Heuristics as conceptual lens for understanding and studying
the usage of bibliometrics in research evaluation

Lutz Bornmann*+ & Julian N. Marewski**

Both authors contributed equally.

*Administrative Headquarters of the Max Planck Society

Division for Science and Innovation Studies

Hofgartenstr. 8,

80539 Munich, Germany.

E-mail: bornmann@gv.mpg.de

**Université de Lausanne

Faculty of Business and Economics

Quartier UNIL-Dorigny, Bâtiment Internef

1015 Lausanne, Switzerland.

E-mail: julian.marewski@unil.ch

+ Corresponding author

Abstract

While bibliometrics is widely used for research evaluation purposes, a common theoretical framework for conceptually understanding, empirically studying, and effectively teaching their usage is lacking. In this paper, we develop one such framework: the fast-and-frugal heuristics research program, proposed originally in the context of the cognitive and decision sciences, lends itself particularly well for understanding and investigating the usage of bibliometrics in research evaluations. Such evaluations represent judgments under uncertainty in which typically neither all possible outcomes, nor their consequences, and probabilities are known, knowable, or can be reliably estimated. In such situations of fuzzy and incomplete information, good descriptive and prescriptive models of human behavior are heuristics. Heuristics are simple strategies that, by exploiting the structure of environments, can aid people to make smart decisions. Relying on heuristics does not mean trading off accuracy against effort: while reducing complexity, heuristics can yield better decisions than more information-greedy procedures in many environments. This is well-documented in a large literature, cutting across psychology, computer science, crime, the law, medicine, and other domains. We outline the fast-and-frugal research program, illustrate examples of past research on heuristics outside the field of bibliometrics, explain why heuristics are especially suitable for studying the usage of bibliometrics, and outline a corresponding conceptual framework.

Key words: bibliometrics, fast-and-frugal heuristics, research evaluation.

1 Introduction

A man is rushed into a hospital; he suffers from serious chest pain. While such pain might have various causes, it could also be due to acute ischemic heart disease. The medical personnel have to make a decision: should the man be directed quickly to the coronary care unit or, first, be assigned to a regular nursing bed for monitoring? The responsible doctor sends the patient to the coronary care unit.

Yet, how precisely does that physician arrive at such a decision? There are at least three ways. First, a doctor might not make a decision in the first place, but simply follow the rule of thumb to play it safe by sending alike patients directly to the coronary care unit. The downside of this strategy: Many patients, who do not warrant special attention, will end up in that unit, eventually overcrowding it, while decreasing the quality of care and increasing costs. Second and third, the doctor might have relied on one of two decision aids. One is the *Heart Disease Predictive Instrument*. This tool relies on a logistic regression to estimate the probability that a patient better be assigned into the coronary care unit. Another much simpler tool is the decision tree shown in Figure 1. As can be seen, a doctor can base her or his decision at most on three relevant questions: If the electrocardiogram reveals a change in the so-called ST-segment, the patient is immediately sent to the coronary care unit without that any other information is considered. Only if there is no such change, but the chief complaint is chest pain, the patient is assigned a regular nursing bed. If chest pain is not the chief complaint but any one of five other factors is present, the patient is sent to the coronary care unit; else the patient ends up in a regular nursing bed. As it turns out, basing a decision on those questions can lead to better outcomes than following the more complex regression-based instrument (see Marewski & Gigerenzer, 2012).

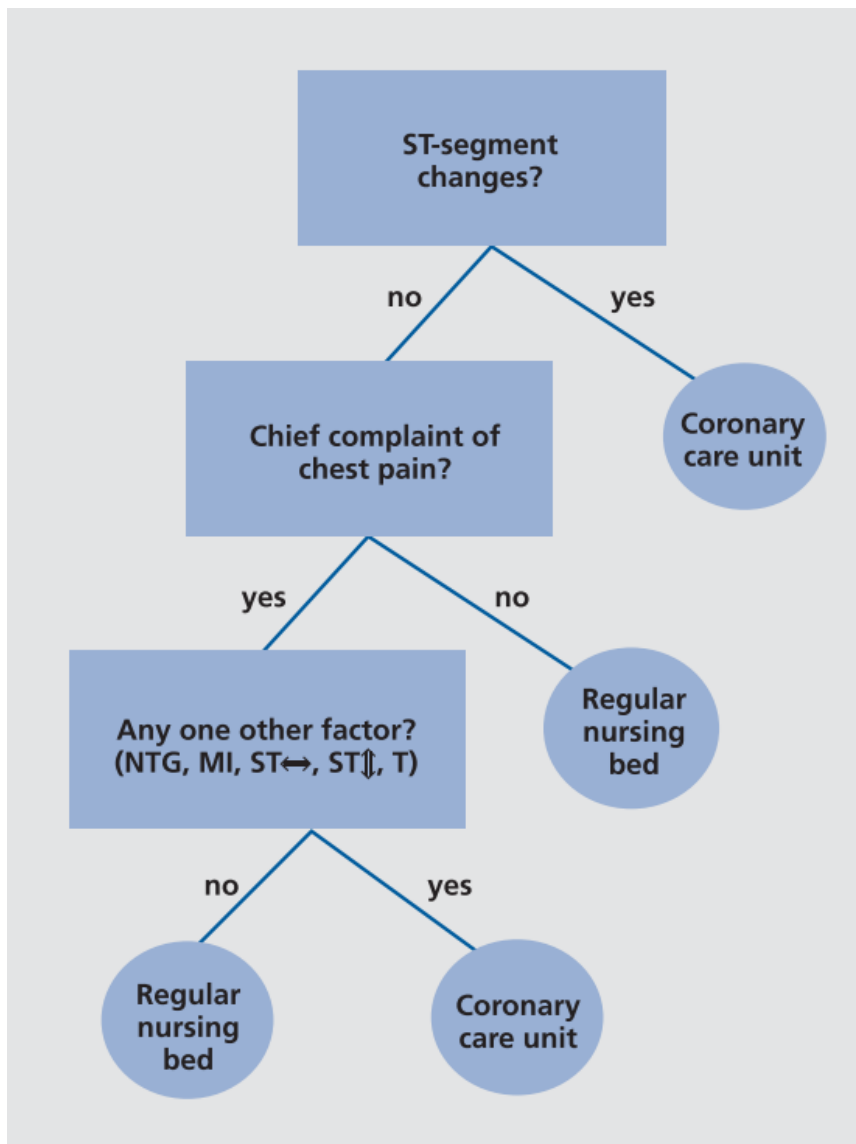


Figure 1. A simple heuristic for deciding whether a patient should be assigned to the coronary care unit or to a regular nursing bed (NTG: nitroglycerin; MI: myocardial infarction; T: T-waves with peaking or inversion). Source: Marewski and Gigerenzer (2012, p. 78).

The decision aid depicted in Figure 1 is a *fast-and-frugal heuristic* (Gigerenzer, Todd, & ABC Research Group, 1999). The word “heuristic” has Greek roots and means “serving to find out or discover” (Gigerenzer & Brighton, 2009, p. 108). A fast-and-frugal heuristic is a decision strategy that bases decisions on little information (hence dubbed *frugal*), and that, in so doing, allows making quick decisions (hence *fast*). Counterintuitively, basing decisions on little information can also aid making accurate decisions: in many real-world situations, relevant information comes with irrelevant bits, including mere random noise. In addition to

setting the irrelevant aside, fast-and-frugal heuristics exploit the statistical structure of decision making environments, such as the ways in which information is distributed, or how predictor variables correlate with each other. Indeed, not only in medical settings have such fast-and-frugal heuristics been found to yield accurate decisions, but also in business, crime, sports, voting, and other domains, where they can serve as decision aids for classification and forecasting. At the same time, heuristic decision strategies capture how humans actually make decisions; that is, they are good descriptive models of behavior (see Gigerenzer & Gaissmaier, 2011, for an overview). Fast-and-frugal heuristics and their application to research evaluation using bibliometrics are the topics of this paper.

2 Overview

Our central thesis is as follows. While many real-world environments appear to afford making good decisions based on little information, there are still domains in which the dominant line of thought prescribes searching for complex solutions: When decision makers in science (scientists or managers) evaluate units (e.g., research groups or institutions), complex solutions are generally preferred, since scientific quality is regarded as a phenomenon having many dimensions. The perceived complexity can refer to different aspects in a certain research evaluation situation.

First, it can refer to the consideration of many indicators, which are separately presented or combined in a (weighted) composite indicator. A good example is U-Multirank (see <https://www.umultirank.org>) – a recently developed international university ranking (van Vught & Ziegele, 2012). Alongside the ranking, an indicators book was published explaining the many included indicators on more than 100 pages (U-Multirank, 2017). The Altmetric Attention Score for measuring public attention of research is based on 15 differently weighted alternative metrics (altmetrics), such as Twitter and Facebook counts (see

<https://help.altmetric.com/support/solutions/articles/6000060969-how-is-the-altmetric-attention-score-calculated->).

Second, complexity can come in the guise of encompassing evaluation procedures which include numerous internal and external reviews. Examples for these procedures are institutional assessment procedures which have been established at many universities (e.g., at the University of Trier, Germany). These procedures usually start with an internal evaluation, in which a research unit (e.g., a university department or faculty) evaluates itself resulting in a comprehensive self-evaluation report including many statistics. It follows an external evaluation, in which a group of well-known experts visits the department for some days. The visit typically finishes with a report on the strengths and weaknesses of the unit. The experts' assessments are based on their own impressions and the self-evaluation report (Bornmann, Mittag, & Daniel, 2006). For these procedures, the unit and a group of reputable peers is completely absorbed – leading to long periods without active research.

Bibliometrics is a method for assessing research activities, which is frequently used in research evaluation procedures (besides peer review). Research activities are evaluated with bibliometrics by reducing the information considered to publication and citation numbers. Despite its frequent use, the method is often criticized. According to Macilwain (2013), for instance, a fundamental defect with quantitative research-assessment tools, such as bibliometrics, is: they are largely built on sand. They cannot directly measure the quality of research, so instead they use “weak surrogates, such as the citation indices of individuals“. An overview of further critical points on bibliometrics (especially citation analysis) can be found in the paper *The mismeasure of science: citation analysis*, published by MacRoberts and MacRoberts (2017). Critics mention, for instance, important publications for the advancement of science, which have been nevertheless scarcely cited, or point to citation circles which cite each other by courtesy.

Many publications, which have critically targeted bibliometrics, focus either on the method as a whole or on flawed bibliometric indicators (e.g., the h index), which should be replaced by more suitable indicators. We think that many critical points are justified and should be considered in the use of and research on bibliometrics, but the points are not processed in coordinated research activities targeting the valid reliance on bibliometrics in research evaluation. Bibliometrics lacks a common, foundational research program which could function as an aegis for these activities. We think that an important condition for a common program is the existence of a conceptual model (underlying the evaluative use of bibliometrics) which can be targeted by bibliometric research. The objective of this paper is to introduce the *fast-and-frugal heuristics framework* (Gigerenzer, Hertwig, & Pachur, 2011; Gigerenzer et al., 1999) as conceptual lens for understanding the usage of bibliometrics in research evaluation so that this usage can be conceptually understood, empirically studied, and effectively taught.

To illustrate this, if the h index and other bibliometric indicators are conceived of as heuristics, a series of research questions emerge. First, a conceptualization of indicators as heuristics asks in what environment which indicator will yield smart judgments, and in which ones not. That is, contrary to the bibliometric literature about flawed bibliometric indicators which should be fully abandoned or be replaced by more suitable indicators, a heuristic view on indicators is *ecological*: just like any other heuristic, no indicator is good or bad per se; instead the performance of each indicator hinges on the environment (see Waltman & van Eck, 2016). Precisely describing the environments in which a heuristic work, in turns, is one of the key research goals of the fast-and-frugal heuristics framework.¹

¹ Note that this ecological approach to studying decisions is one of the several lines of division between the fast-and-frugal heuristics and alternative approaches to studying decision making. The literature on *heuristics-and-biases* (e.g., Kahnemann, Slovic, & Tversky, 1982), for instance, is often taken to suggest that heuristics are error-prone, biased mental shortcuts that rational decision makers ought to avoid (see e.g., Marewski, Gaissmaier, & Gigerenzer, 2010a; Marewski, Gaissmaier, & Gigerenzer, 2010b, for a discussion) (see also Lopes, 1992).

Second, the fast-and-frugal heuristics framework prescribes not only studying when which heuristics will work well and when they will fail; this framework also asks the question when and how people will use which heuristic. Hence *descriptive* work on bibliometrics would investigate when and how scientists, administrators, and others rely on the *h* index and other indicators. In so doing, models of heuristics focus on the process and not only on the results of problem solving. They describe (1) procedures of rules, (2) skills using these rules, and (iii) the categories of problems which can be solved (i.e. the environments in which the heuristics can be successfully applied). For example, like many other heuristics, fast-and-frugal trees can be specified in terms of three sets of rules: A *search rule* that specifies what information (e.g., predictor variables) is searched for, a *stopping rule* that prescribes when information search ends, and a *decision rule* that determines how the acquired information is combined. In their general form, the rules specifying fast-and-frugal trees read as follows:

Search rule: Look up predictor variables in the order of their importance.

Stopping rule: Stop information search once one predictor variable is found that allows for it.

Decision rule: Classify according to this predictor variable.

Skills necessary for using the fast-and-frugal tree shown in Figure 1 include expertise in medical diagnosis, such as knowing how to assess changes in the ST-segment and T-waves, corresponding to the first and third predictor variable, respectively. The clinic environment in which this tree will yield accurate decisions, in turn, must be specified in terms of the patient population and its attributes, because the same classifier might yield different classifications, for instance, depending on the prevalence of a condition of interest within a population.

Third, several studies on fast-and-frugal heuristics have shown that their predictive accuracy can be at the same level or higher as that of weighted-additive and other more information-greedy models (e.g., Brighton, 2006a; Czerlinski, Gigerenzer, & Goldstein, 1999; Gigerenzer & Brighton, 2009). The simple *take-the-best heuristic* (Gigerenzer & Goldstein,

1996), which similarly to fast-and-frugal trees bases decisions on just one predictor variable, is able to predict the results of baseball matches as exactly as the Bayesian estimation (Todorov, 2001). The academic achievements of students could be similarly predicted with unit weights (i.e., weighting all information equally) as with multiple regressions (Czerlinski et al., 1999; Dawes & Corrigan, 1974). Indeed, when comparing whether take-the-best, a unit-weight model, multiple regression, or yet another simple heuristic called *minimalist* would make more accurate predictions in 20 different environments from psychology, sociology, demography, economics, health, transportation, biology, transportation, and environmental science, take-the-best came out first, the unit-weight model second, minimalist third, and regression last (Czerlinski et al., 1999).

That is, research on fast-and-frugal heuristics prescribes studying the performance of heuristics *not* in isolation, but in formal model comparisons. The prescriptive power of a given heuristic is to be evaluated *relative* to that of other models – including both heuristics and complex decision procedures – in a given environment. Such model comparisons allow uncovering which decision strategies are the most useful in an environment. They typically also illustrate when relying on a heuristic represents a sensible approach to take, and when decision makers would be better off to integrate more information, including in a more complex way.

Fourth, the adaptation of the concept of heuristics to bibliometrics seems particularly reasonable, because bibliometrics is commonly used to assess a highly complex phenomenon, albeit one that comes with fuzzy and uncertain criteria – scientific quality. What exactly counts as scientific quality? And when will that quality reveal itself: in a year from now, five years, or perhaps never? Unclear success criteria also lead to uncertainty in decision-making. Heuristics are tools for dealing with uncertainty. Yet, surprisingly, in the bibliometrics literature, only a few hints to heuristics can be found and those are not based on fast-and-frugal (or other heuristic concepts from the cognitive and decision sciences) as tools for

managing uncertainty. For example, Saad (2006), Prathap (2014), and Moreira, Zeng, and Amaral (2015) denote the h index (and its variants, see Bornmann, Mutz, Hug, & Daniel, 2011) as a heuristic tool which reduces quantity and quality information to a single value. Heinze (2012) and Heinze (2013) introduce a heuristic tool (actually a classification scheme) “that singles out creative research accomplishments from other contributions in science” (p. 583). Relatedly, to the best of our knowledge, people’s use of heuristics in the area of evaluative bibliometrics has not been (empirically) researched. It is unclear whether heuristics are applied and – if so – in which form: if the use of certain shortcuts could be identified, their frequency of use could be detected and empirical investigations could be undertaken about the validity of the judgments based on them. It could become the goal of research on bibliometrics to formulate and evaluate formal models of heuristics: “Formal models of heuristics allow asking at least two questions: whether they can describe decisions, and whether they can prescribe how to make better decisions than, say, a complex statistical method” (Gigerenzer & Gaissmaier, 2011, p. 459).

Fifth, humans are not omniscient and omnipotent. They cannot foresee the future, and their information-processing capacities are limited. Defying the rational economic theories of his time, Nobel Laureate Herbert Simon coined the term *bounded rationality* to refer to those limits. Simon also stressed that human cognitive capacities are nevertheless adapted to their environment. The fast-and-frugal heuristics research program has taken up those lines of thoughts (e.g., Simon, 1955a; Simon, 1956, 1990). Heuristics are tools for managing and reducing complexity, for instance, by allowing decision makers to focus on a few relevant attributes or weights, this way simplifying decision tasks. In conceiving of heuristics as a conceptual lens for studying bibliometrics in research evaluation, we also suggest that those heuristics might ease the complex process of assessing scientific quality and to decide on units (e.g., on scientists, research groups, or countries; Bornmann, 2015).

Although several theoretical approaches already exist in the context of bibliometrics, these approaches do not focus on the use of bibliometrics in research evaluation, but on the process of citing publications by asking why researchers cite certain publications. These approaches, which explain the process of citing and justify or question the use of citations in research evaluation (depending on the direction of the approach), are the focus of the next section.

3 Theoretical approaches explaining citation decisions

Since the introduction of the use of citations as measures of quality or research impact, scientists have tried to formulate theories of citations (Bornmann & Daniel, 2008; Moed, 2017). These theories do not focus on the evaluative use of citations, but on the process of citing publications: why do authors (researchers) cite certain publications? Two prominent citation theories have been introduced hitherto (see overviews in Cronin, 1984; Davis, 2009; Moed, 2005; Nicolaisen, 2007). The first theory is the *normative citation theory* (proposed by Merton, 1973): publications are cited because they have cognitively influenced the author of the citing publication. Merton's (1973) theory provides the theoretical basis for using citations in research evaluation, since citations indicate recognition by peers and the allocation of achievements to publishing authors. More citations mean more recognition and attributed achievements. Publishing researchers are generally motivated to cite other researchers, because they belief in the justice of allocating credit to successfully publishing (researching) authors.

The normative citation theory has been heavily criticized since its introduction. The most important critical points refer to the fact that the theory does not explain all citation decisions (or no real decisions at all). Many empirical studies have identified other factors besides cognitive influence and peer recognition which play a significant role (see the overview in Tahamtan, Safipour Afshar, & Ahamdzadeh, 2016). One of the earliest studies in

this respect is Gilbert (1977), who interprets citations as tools for persuasion. Authors select publications for citing, which were published by reputable researchers in their fields. Thus, it is not the scientific content of publications, which leads to citation decisions, but the anticipated influence of the cited author on the reader. These accompanying citations are set to confirm the claims of the citing author. Factors influencing citation decisions, such as the reputation of the cited author, are mostly regarded as a confirmation of the social-constructivist theory of citing (Bornmann & Daniel, 2008). In the context of this theory, citations are seen as rhetorical devices which are more or less independent of the scientific content of the cited publication. Proponents of the social-constructivist theory question the validity of the normative theory of citations. Citation decisions are seen as multi-dimensional processes which cannot be completely explained by cognitive influence.

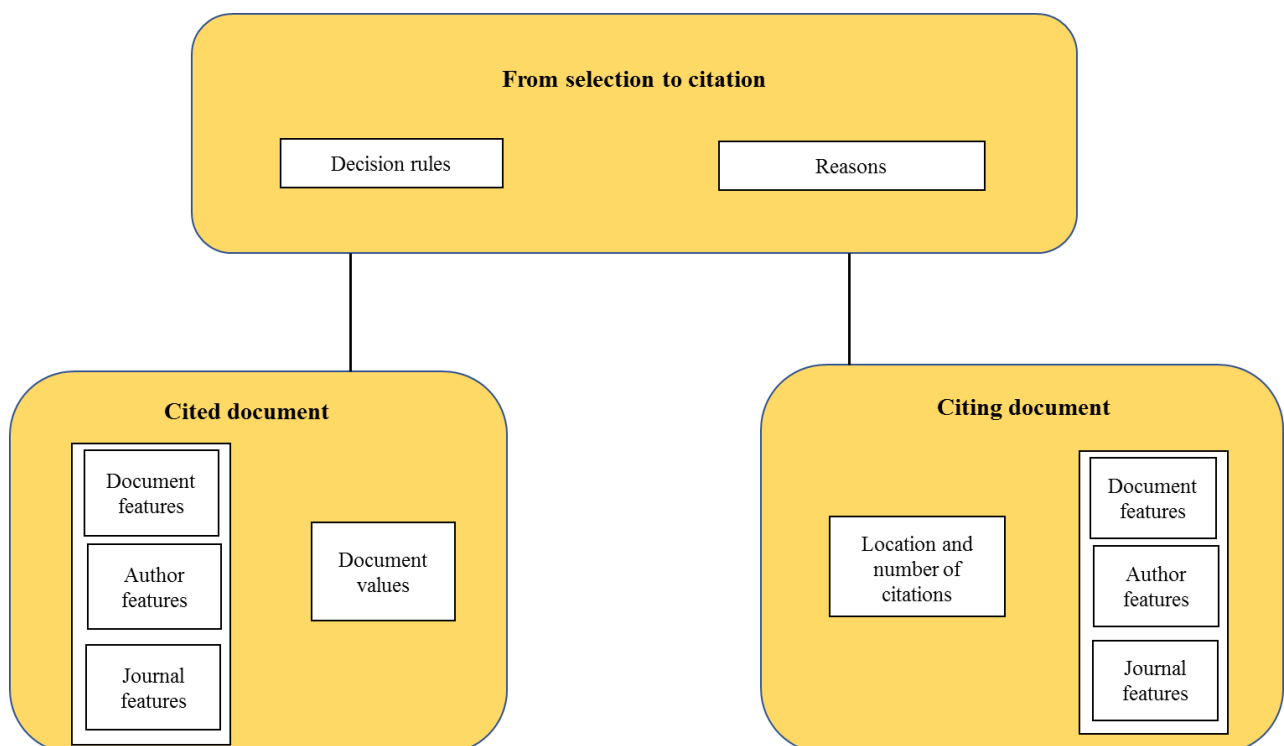


Figure 2. Core elements in the process of citing. Source: Tahamtan and Bornmann (2018, p. 205)

Tahamtan and Bornmann (2018) did not develop a theory of citation, but synthesized the empirical literature on citation decisions in a conceptual overview. This overview is rooted in a model visualizing three core elements of the process of citing: cited document, from selection to citation, and citing document (see Figure 2). Thus, the model distinguishes between the publication, which is cited (the cited document in Figure 2) and the publication, which cites (the citing document in Figure 2). For both citing and cited publications, the empirical studies dealing with the process of citing focus on the relevance of the features pertinent to the document, the author, or the journal for citing publications. The cited and citing publications are connected by the process, which spans from selection to citation of publications. This process is determined by specific reasons to cite and decision rules of selecting publications for citing (see Figure 2).

With the proposal of using heuristics as an underlying conceptual lens for the use of bibliometrics in research evaluation, the theoretical approaches in bibliometrics are extended by a new dimension. Whereas the normative and social-constructivist approaches focus on the citing behaviour of authors, heuristics are intended to deal with the behaviour of decision makers in using bibliometrics. This dimension is new in bibliometric theory building. A research program dealing with the evaluative use of bibliometrics as heuristics could deal with the identification of heuristics which are actually used by scientists and their reasons for use. Furthermore, decision environments in research evaluation could be examined in terms of their suitability for the use of bibliometrics as heuristics. The findings of the different studies in the heuristics research program could result in a similar conceptual overview as proposed by Tahamtan and Bornmann (2018) for citation decisions (see Figure 2). For example, Katsikopoulos (2011) developed a simple tree for deciding, more generally, when to rely on fast-and-frugal trees as opposed to more complex (optimization) procedures, notably regression.

4 Judgments under uncertainty about the quality of research

In the introduction, we presented two typical examples (the international university ranking “U-Multirank” and research evaluation procedures at universities) for complex evaluation procedures in science. One reason for the tendency in research evaluation for complexity might be that quality or performance assessments by science managers and researchers are associated with a high degree of uncertainty. Under uncertainty, decision makers cannot reliably process all information. They do not know all their options and the different options’ consequences. Moreover, the probabilities that any of those consequences will occur are unknown, unknowable, or mathematically imprecise under uncertainty. Binmore (2009) referred to those fuzzy situations as *large* (or *uncertain*) *worlds*.

In uncertain worlds, the premises of classic rational approaches (e.g., Bayesian) to decision making are not fulfilled. Yet, those classic approaches dominate much thinking in science and society. For instance, decision analysis with full decision trees, as nowadays still taught in business education worldwide, suggests one can and should enlist all options, all consequences, and all probabilities, compute the expected (monetary) value of each option, and, in so doing derive the optimal course of action. That is, the lemma is not only “the more information, the better”, but considering all information is actually prescribed from the start. Also, science managers and researchers might feel they can justify their performance assessments with complex procedures in a better way than by admitting to work with simple procedures. To offer a final example, rational theories of human and animal behaviour and cognition assume that optimal courses of action can be specified, be it from a descriptive or prescriptive point of view (e.g., Anderson, 1991; Becker, 1993; Stephens & Krebs, 1986).

When applying such conceptual lenses to decision problems, uncertainty and calculable risk (e.g., Gigerenzer, 2014) are often confused: Under *risk*, the probabilities for occurrences of events are known or can be reliably estimated. Examples of such predictable

and well-defined situations are gambles of chance, such as card games, roulette, and lotteries. Such settings of perfect information were dubbed *small worlds* by the fore thinker of modern Bayesian decision theory (Savage, 1954).

Most real-world situations, so the conceptual lens of fast-and-frugal heuristics suggests, are situations of uncertainty: large worlds that may or may not entail elements of risk, but that, in so doing, still remain fundamentally uncertain. For instance, imagine it might be possible to reliably assess what budget will be available to fund social science research at your university during the next two years; it might also be known which projects are in need of funding. However, what might not be known or knowable is the likelihood that any of those projects will lead to an outcome that justifies investing in it in the first place.

Conceptually speaking, judgments about the quality of units in science, such as manuscripts or grants, represent classifications. However, these classifications can never be perfect: reviewers give good research good judgements (“*correct positives*”) and bad research bad judgements (“*correct negatives*”). However, they also give good judgements to bad research (“*false positives*”) and bad judgements to good research (“*false negatives*”) (Bornmann & Daniel, 2010). As mentioned above, to improve decision making in areas other than research evaluation (e.g., in medical diagnosis; see Marewski & Gigerenzer, 2012), one investigates different judgement algorithms in model comparisons. One such model comparison – between the Heart Disease Predictive Instrument and a fast-and-frugal tree is shown in Figure 3 for a hospital in Michigan (U.S). Just as in research evaluation, the decisions made by different classifiers can be described as follows: There is a true, but unknown state of the world (e.g., disease is present or not) and a classifier that infers the state of the world (e.g., assuming that the disease is present or not). In comparing the true state of the world with that assumed by the classifier, the classifier’s performance is reflected in four indicators: There is a *hit-rate* (e.g., the proportion of sick patients correctly classified as “sick”), a *false-positive rate* (e.g., the proportion of healthy patients incorrectly classified as

“sick”), a *false-negative rate* (e.g., the proportion of sick patients incorrectly classified as “healthy”), and a *correct-rejection rate* (e.g., the proportion of sick patients correctly classified as “sick”).

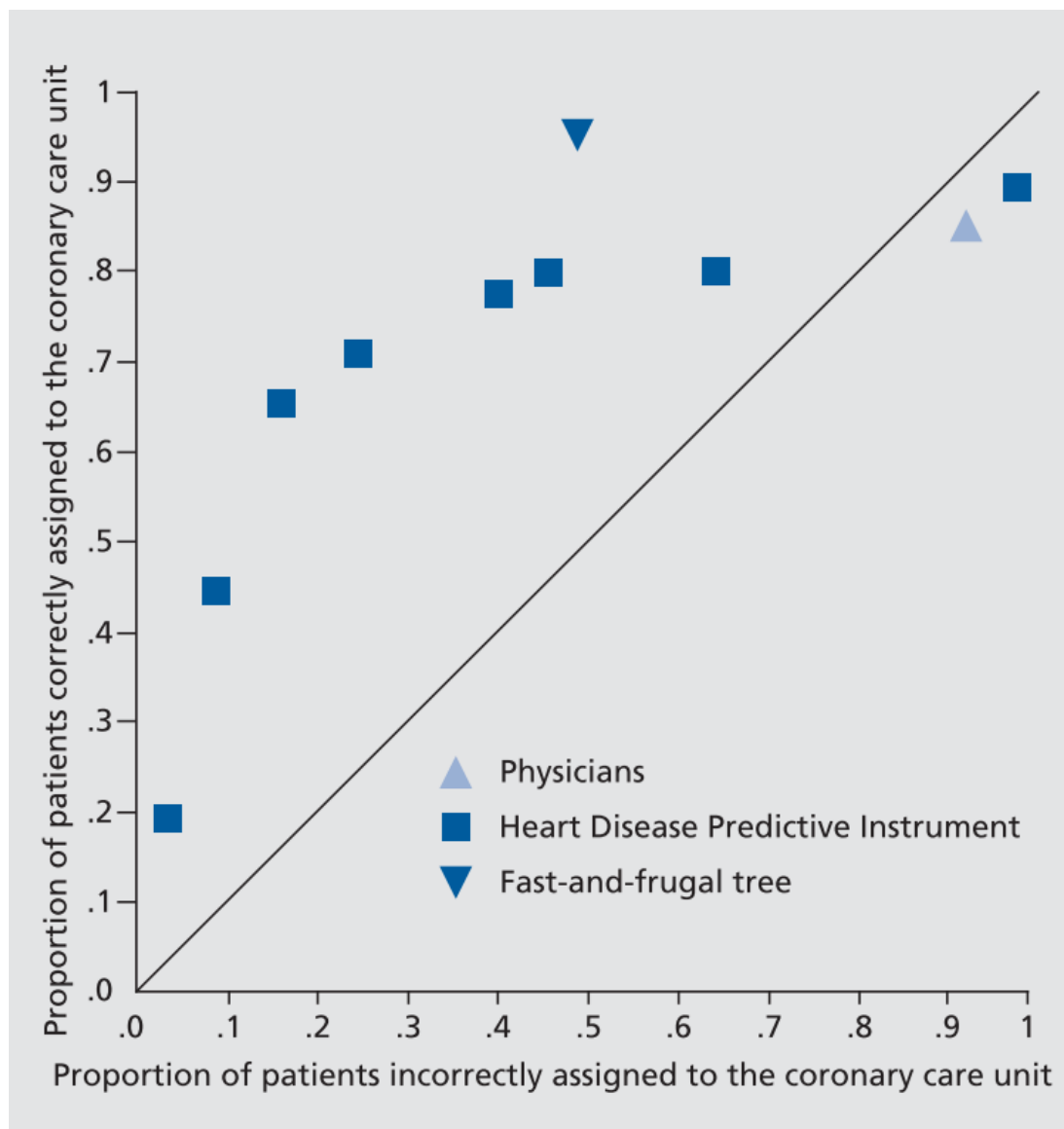


Figure 3. The performance of a decision tree for coronary care unit allocations, compared with that of the Heart Disease Predictive Instrument, and physicians’ judgments. Source: Marewski and Gigerenzer (2012, p. 79).

Figure 3 plots the proportion of patients who were correctly assigned to the coronary care unit (the so-called *sensitivity*) over the false-positive rate for the Heart Disease Predictive Instrument and the fast-and-frugal tree. In addition, the allocation decisions of physicians

when they do not rely on either one of the two formal decision aids are plotted. As can be seen, the fast-and-frugal tree results in the largest sensitivity for a reasonable false-positive rate. Not even at the cost of increasing the false-positive rate to a maximum, do the Heart Disease Predictive Instrument and the physicians' allocation decisions outperform the tree. Based on such a model comparisons, cost-benefit considerations can be made. In the case of the Michigan hospital shown in Figure 3, the case seems obvious: the fast-and-frugal tree is the preferred tool.

Yet, imagine that both the performance of the Heart Disease Predictive Instrument and the physicians' expert judgments were above change level (this is not the case in Figure 3), and furthermore imagine that the fast-and-frugal tree did not exist. In this case, one might have to make a decision whether to rely on the physicians' judgements or on the Heart Disease Predictive Instrument. That instrument's decisions hinge on how the sensitivity is traded off against the false-positive rate, which is why several data points are plotted for it. When deciding whether to rely on that instrument or on the expert judgment, only when accepting an even larger false-positive rate than the one that comes with the expert judgment, will the Heart Disease Predictive Instrument yield a larger sensitivity than the latter. Hence, when deciding which of the two to trust, the question is what error, false-positive or false-negative classifications, is valued to be more costly. "Costs" can be assessed in terms of outcomes for patients' health, and, as is often the case in the medical world, in terms of monetary costs for diagnosis and treatment.

Taking such a systematic approach to assessing the performance of different classifiers in terms of both classification accuracy (e.g., sensitivity, false-positive rate) and the costs that come with different misclassifications is difficult in research evaluation for at least two reasons (Marewski & Bornmann, in preparation):

First, in order to test the accuracy of judgements, a criterion variable – a valid outside yardstick – is needed. In the medical world, that is the actual absence and presence of a

disease. However, this type of yardstick does usually not exist in research evaluation. Leaving obvious and trivial cases aside, one does often not know *how good* a piece of research really is. An indication for the missing yardstick is the generally low agreement between two reviewers in journal peer review procedures assessing the same manuscript (Bornmann, Mutz, & Daniel, 2011). In other areas than research evaluation it is easier to work with outside criteria. Take industrial quality control. A production glitch (e.g., an imperfection on a metal tube) might be present or not. If the classifier (e.g., a scanner) predicts the imperfection to be present and it is indeed present, one has a correct positive classification; if it is not present, but is predicted by the classifier, one has a false positive, and so on.

Second, in research evaluation, the “real” costs and benefits associated with correct positive, correct negative, false negative, and false positive judgements are difficult to estimate or are completely unknowable. One can only speculate about the costs (e.g., for the taxpayer or the individual scientist) if a single landmark piece of research is classified as “bad”, or thousands of trivial empirical findings as “excellent”. In contrast, in medicine, quality control, and other areas those costs can often be estimated, or at least be roughly understood: For instance, when it comes to breast cancer screening, one can ask what costs and benefits are there from a health perspective. Figure 4 shows those. Since it is thus difficult for decision makers to have reliable information about the accuracy and cost-benefit structure that come with classifications in research evaluation, they may resort to heuristics that hinge less on gaining access to the yardstick of interest. Candidate strategies for such situations of limited information are social heuristics – a class of heuristics we will discuss in more detail in section 6 below.

Early detection of breast cancer by mammography screening



Numbers for women aged 50 years or older* who either did or did not participate in mammography screening for approximately 11 years.

	1,000 women without screening	1,000 women with screening
Benefits		
How many women died from breast cancer?	5	4
How many women died from all types of cancer?	22	22
Harms		
How many women experienced false alarms and had additional testing or tissue removed (biopsy)?	–	100
How many women with non-progressive breast cancer had unnecessary partial or complete removal of a breast?	–	5

*Where no data for women above 50 years of age are available, numbers refer to women above 40 years of age.

Short summary: Mammography screening reduced the number of women who died from breast cancer by 1 in 1,000. However, it had no effect on the number of women who died of cancer overall. Among all women taking part in screening, some with non-progressive cancer were overdiagnosed and unnecessarily treated.

Source: Gøtzsche & Jørgensen. *Cochrane Database Syst Rev* 2013(6):CD001877.

Letztes Update: November 2017

www.harding-center.mpg.de/de/faktenboxen

Figure 4. The fact box shows the benefits and harms of mammography screening compared to no mammography screening. Source: <https://www.harding-center.mpg.de/en/fact-boxes/early-detection-of-cancer/breast-cancer-early-detection>

Indeed, an important notion in the fast-and-frugal heuristics framework is that of the *adaptive toolbox*: Rather than assuming decision makers come equipped with just one type of strategy (i.e., one “tool”) to solve all problems, the fast-and-frugal heuristic framework posits that people can adaptively select from a large repertoire of different strategies (including both different heuristics and other more complex tools), with each strategy being tuned to a given task environment. Being able to smartly choose among the different tools from this toolbox as a function of the environment makes up the expertise (and art) of clever decision making (see e.g., Hafenbrädl, Waeger, Marewski, & Gigerenzer, 2016).

The study of heuristics asks four basic questions, all of which are relevant for the discussion of heuristics in the context of research evaluation using bibliometrics (Gigerenzer, Hoffrage, & Goldstein, 2008): (1) *Descriptive*: What heuristics do people use when they rely

on which heuristic? (2) *Ecological*: To which environmental structures are the heuristics adapted, that is, when does relying on a given heuristic lead to accurate, fast, or otherwise adaptive decisions and when not? The environment is an important factor in studying heuristics in research evaluation, since performance measurements depends on the environment. (3) *Applied*: How can we help people to make better decisions? If we know when people use which heuristic and when different heuristics lead to adaptive decisions, we can help people to make better decisions. For instance, by changing the environment (so that the environment better fits the heuristics used) or by changing the heuristics the decision maker uses (so that the heuristic better fits the environment). (4) *Methodological*: How can people's use of heuristics and the environments in which those heuristics work (and fail) be studied? In contrast to the descriptive and methodological questions, the applied and ecological questions can have normative (prescriptive) connotations: when should people rely on which heuristic?

5 The usage of bibliometrics-based heuristics in research evaluation

How should rational decisions be made? Rooting in the Enlightenment, classic models of rational decision making assume the more information, the better for finding an optimal (and hence rational) solution. As mentioned above, nowadays, this view is still common, for instance, in economics and biology. (*Subjective*) *expected utility maximization* and Bayesian models are examples (Arrow, 1966; Edwards, 1954; Savage, 1954; von Neumann & Morgenstern, 1947) (for a more recent approach, see e.g., Becker, 1993). Statistical tools (e.g., regressions) that estimate coefficients while trying to minimize errors also belong to this category. Classic models of rational decision making also place emphasis on coherence: The rules of logic are another hallmark for rationality. In contrast, fast-and-frugal heuristics assume an ecological view of rationality (dubbed *ecological rationality*): what really matters

is only whether a decision making mechanism can aid an agent to solve a problem in a given environment. Simon (1955a, 1956) coined the notion of *satisficing*: A good solution does not have to be optimal; it has to be satisfactory for achieving a given task. As many mathematical analyses, computer simulations, and experiments suggest, in many task environments, under uncertainty, such simple solutions “can often be more accurate than complex ‘rational’ strategies” (Gigerenzer & Gaissmaier, 2011, p. 473).

And, sometimes, what is an ecologically rational heuristic for one decision maker’s tasks, is an unsatisfactory heuristic for another agent. To illustrate this, if physicians work in an environment where they risk being sued for mistakes, and if it is, hence their goal to avoid being held accountable for those mistakes, then defensive medicine, such as simply sending all patients to the coronary care unit may represent a strategy that is ecologically rational (Marewski & Gigerenzer, 2012). This defensive strategy might, however not be beneficial for patients, because it increases the false-positive rate (see e.g., Figure 3), potentially leading to harmful overdiagnosis and overtreatment. That is, no strategy is universally rational for all people and situations, instead the rationality of a given strategy always has to be examined relative to a task and goal of the decision maker in a given environment. In research evaluation, an analogous defensive heuristic might be to always give positive assessments of other units when the review is non-anonymous (to not make enemies).

Another example may be an administrator in a public funding agency instructing the agency’s evaluation panel what reasons for rejections of proposals need to be put in writing: the goal is not only to inform applicants and give them a chance to improve their proposal, but to make sure that enlisted reasons are legally bullet-proof so that applicants cannot sue the funding agency for rejections. A further example from the area of research evaluation may be to justify evaluations with journal impact factors or the *h* index, even when knowing that those might be meaningless in a given context (e.g., when it comes to comparing units from

different disciplines), but when one believes that those numbers are still socially more accepted than seemingly more subjective assessments (e.g., based on reading papers).

In the area of research evaluation, the oldest and most frequently used method for assessing research activities is the peer review process (Bornmann, 2011). This qualitative form of research evaluation belongs in most instances to the class of complex and ‘rational’ judgements strategies. The peer review process is frequently applied in the evaluation of single contributions, such as journal submissions and grant applications. However, as the example in the introduction shows, the process is also used in the evaluation of other units, such as universities or single researchers. Peer review processes presumably are based on the assumption that *all* possible information (on manuscripts, researchers, applications etc.) are taken into account and then differentially weighted. The involvement of experts in research evaluation is based on the premise that these people consider an assessment of all information to make a decision. This premise is limited by reviewer tasks which exceed field-specific expertise: societal impact considerations are difficult to assess for reviewers in grant peer review procedures (Derrick & Samuel, 2016).

Since the end of the 1980s, the use of bibliometrics (which is based on publication and citation numbers as one part of all available information) as an alternative or complement to the peer review process has become more and more popular (Bornmann, in press). The advantages of bibliometrics (against peer review) are that

- (1) the application of bibliometrics is less costly than that of peer review (the time of experts is valuable);
- (2) bibliometrics offer numbers, which allow a more or less clear ranking of evaluated units (the outcomes of peer review are usually not so finely granulated that a ranking is possible);
- (3) large numbers of units can be evaluated and compared (it is difficult for peers to overview and assess a large number of units);

(4) publication and citation numbers can be used to assess large units (peers have usually problems to assess large units, such as institutions and countries, because of their complexity).

In the evaluation of research, bibliometrics and peer review are often used alone without any additional methods for assessing research. The Leiden ranking, for instance, is a sheer bibliometric ranking of universities worldwide (see www.leidenranking.com). Submissions to journals are assessed by reviewers only to decide on their suitability for publication. However, bibliometrics is also used in combination with peer review in an informed peer review process, whereby peers assess units (e.g., institutions) by their own impressions and based on a bibliometric report. Moreover, in the evaluation of research, it is also common to include not only bibliometric indicators, but also further indicators. Good examples here are university rankings (e.g., the Academic Ranking of World Universities, see <http://www.shanghairanking.com>), which are mostly based on bibliometric measures, but additionally include further indicators (such as the number of Nobel laureates) to assess research performance. Although these different forms of research evaluation exist, complex procedures are seen in general (i.e. in all evaluation environments) as more appropriate than simple procedures to evaluate research activities. It is regarded as imperative that a complex research process with many uncertainties is evaluated with a complex – and hence seemingly rational – procedure.

Although complex procedures are generally seen as more favorable than simple procedures, there is empirical evidence that simple procedures, such as counting the number of publications or citations, lead to similar results as the complex peer review procedure. Auspurg, Diekmann, Hinz, and Näf (2015) investigated the research rating process by the *German Wissenschaftsrat* (German science council; see <https://www.wissenschaftsrat.de>), which compared and appraised the performance of German universities and non-university research institutions. The authors focussed on the research rating in the field of sociology

including more than 200 institutional research units. Between 2006 and 2008, 16 reviewers (well-known sociologists) evaluated these units in an informed peer review process; each reviewer had to perform up to 80 single judgements (on an ordinal scale: excellent, very good, good, and satisfying). The peer review process was very sophisticated; the group of reviewers met at 15 days. The workload per reviewer has been estimated with two to three months.

With their empirical analysis, Auspurg et al. (2015) focussed on the institutional assessment of research quality by peer review. They performed regression analyses for identifying how much variance in the judgements of the reviewers could be explained by bibliometric measures (and some other indicators which have been controlled). Although the reviewers based their judgements on institutional indicators (including basic bibliometric indicators), they undertook the unique effort of reading selected publications, which have been submitted by the evaluated institutions. The reviewers tried to abstain from sheer metrics-based judgements. Despite this unique effort by the reviewers, the results of the regression analyses by Auspurg et al. (2015) can be taken to suggest that the research performance (quality) of the evaluated units – as determined by the group of reviewers – could be similarly measured by significantly more simple compilations of bibliometric data (number of publications and citations). In other words, the results demonstrate that the research performance of German institutions in sociology could have been identified in a simpler way with bibliometrics than with the peer review process. It seems that a corresponding heuristic would lead to similar results as the complex procedure.

A similar conclusion can be drawn from the empirical results of another study by Diekmann, Näf, and Schubiger (2012) investigating the awarding of prestigious prizes to articles by a jury: citations exactly point to the same praiseworthy articles as the jury (similar results are published by Jansen, 2012). The authors investigated “whether journal articles winning a prestigious award of the Thyssen foundation have a higher impact in the scientific literature than a control group of non-awarded articles. In average, awarded articles harvest

significantly more citations than articles in the control group. Most remarkably, the average citation rank exactly matches the rank order of awards. The top award earns most citations while the second award, the third award and the non-awarded articles exhibit citation counts in declining order” (pp. 563-564). In their study, the authors also considered that the awarding of the prestigious price could be *the reason* for higher citation counts rather than an indicator of scientific quality: hence they focused the citation analysis on the period between the publication date and date of price awarding. Since the citation analyses exactly matched the results of the peer review process, reviewers (or the Thyssen foundation itself) might as well have relied upon citations as heuristic to select the price-winning articles.

Pride and Knoth (2018) investigated the relationship between peer reviews and citation data at an institutional level using data from the Research Excellence Framework (REF) 2014. The REF is the “UK’s system for assessing the excellence of research in higher education institutions” (see <http://www.ref.ac.uk>). The study is based on a dataset including 190,628 academic papers in 36 disciplines submitted to UK REF 2014 and institutional/discipline level peer-review judgments (154 institutions, 36 Units of Assessment, UoAs). The study found strong correlations between peer-review judgements and citation data. The results suggest – according to Pride and Knoth (2018) – that “citation-based indicators are sufficiently aligned with peer review results at the institutional level to be used to lessen the overall burden of peer review on national evaluation exercises leading to considerable cost savings”. Traag and Waltman (in preparation) used the same dataset also to investigate the relationship between peer review and bibliometrics on the institutional level. They found a relatively minor difference between metrics and peer review in clinical medicine, physics, and public health, health services and primary care.

The studies by Auspurg et al. (2015), Diekmann et al. (2012), Pride and Knoth (2018), and Traag and Waltman (in preparation) seem to allow for making similar conclusions as studies on other areas of heuristic use. For instance, in business Wübben and Wangenheim

(2008) examined different approaches in the development and implementation of customer base analysis models. They report that managers seem to rely on a simple recency-of-last-purchase rule, which can be called as *hiatus heuristic*, instead of complex approaches.

Decision rule: If a customer has not purchased within a certain number of months (the hiatus), the customer is classified as inactive; otherwise, the customer is classified as active.

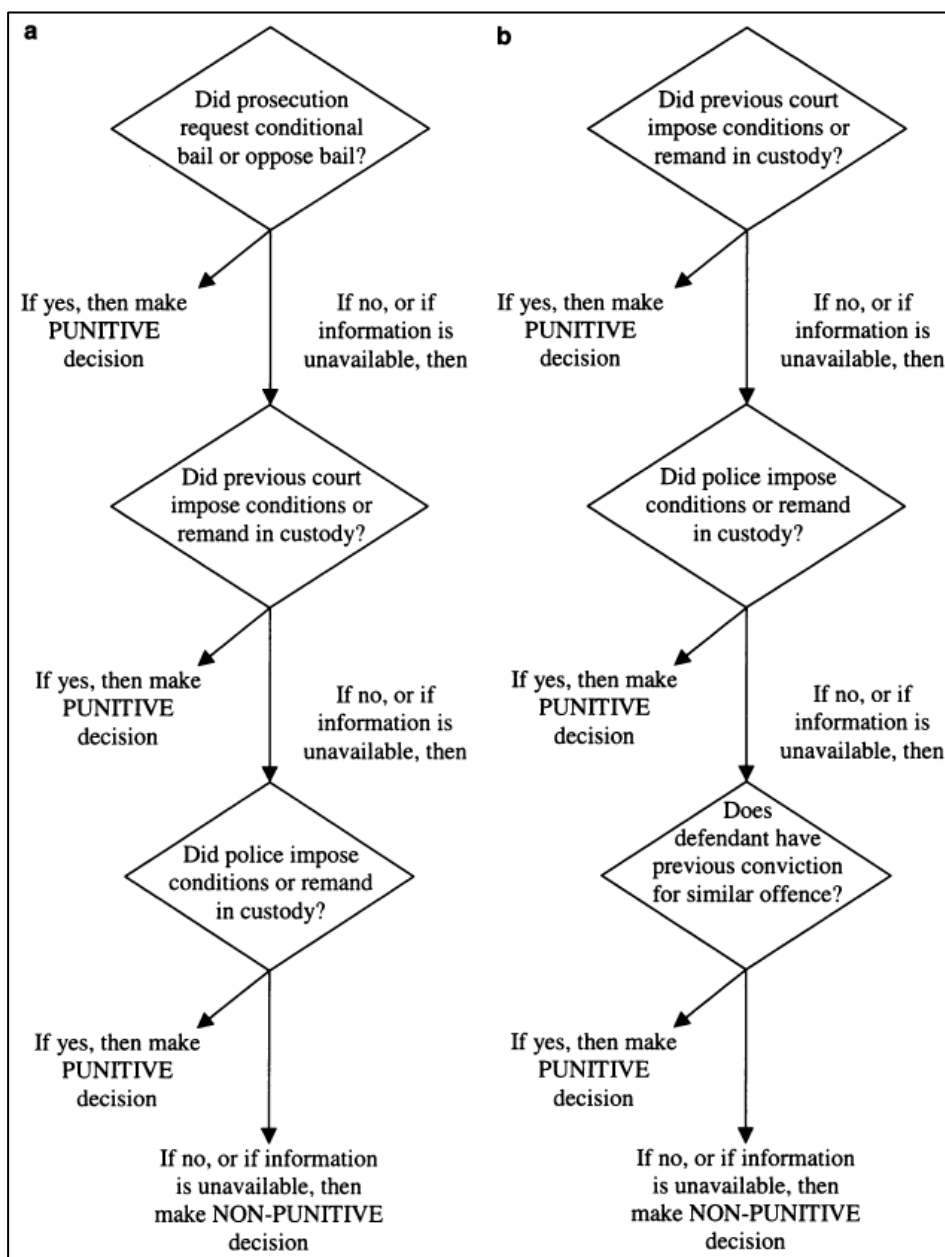


Figure 5. Matching heuristics for Court A (a) and Court B (b). Source: Dhimi (2003, p. 179).

Another example is the study by Dhimi (2003) who investigated trials in London courts. In interviews, magistrates responded that they carefully examine cases by weighting all information (Dhimi & Ayton, 2001). However, the results of Dhimi (2003) shows that magistrates spent not more than 10 minutes on average on a case. Furthermore, the results point out that fast-and-frugal heuristics were better able to explain their decisions than weighting and adding the information. Figure 5 shows the matching heuristics for two courts (A and B).

Put differently, the studies by Auspurg et al. (2015), Diekmann et al. (2012), Pride and Knoth (2018), and Traag and Waltman (in preparation) exhibit – similarly as in other areas of research on heuristics – a less-is-equal effect: the complex procedure uses more information than a simple tool and performs extensive assessments, but nevertheless lead to similar final judgements.

We propose to conceptualize bibliometrics as fast-and-frugal heuristics, since they can be used as shortcuts which are able to assess research units in a short time with minimal effort. Furthermore, the use of bibliometrics is frugal, because it is based on minimal information and ignores the rest. Research achievements are reduced to publication and citation numbers and without the consideration of further indicators, such as number of grants, editorships, contributions to conferences etc. (see an overview of existing indicators in Montada, Krampen, & Burkard, 1999). Against the backdrop of the many indicators, which can be used to measure research performance, one might wonder why bibliometrics received a prominent role in research evaluation. Other indicators such as the amount of raised third-party funds or number of presentations could have become this role equally. However, bibliometrics has some advantages compared to other indicators, which might explain its dominance:

- (1) The data are available in large-scale databases (e.g., Web of Science, WoS, or Scopus).

- (2) The data can be used for empirical analyses either within single fields or for cross-field comparisons.
- (3) Bibliometrics substantially correlates with other indicators (see e.g., Gralka, Wohlrabe, & Bornmann, in preparation).
- (4) Bibliometrics is rooted in the research process of nearly every researcher. It is the task of researchers to make their results public available (this differentiates public research from industrial research) and to embed the results in previous results (research stands on the shoulders of giants, see Merton, 1965).
- (5) If simple indicators, such as the number of publications or citations, are used in research evaluations, researchers are able to interpret the results based on their own (long-standing) experiences in the field. Since researchers are usually publishing researchers, they pick up publication practices and citation cultures in their careers. They know which journals are reputable journals, and which number of publications and citations is high or low.²
- (6) Since bibliometric data are available for many researchers and science managers, they can be used in situations, in which time constraints exclude complex methods of research evaluation, researchers have to assess research activities outside of their own area of expertise, or have to assess many and big units (e.g., countries). In other words, bibliometrics can be applied in certain situations, which are concerned by capacity limitations. In these situations, bibliometrics (interpreted as heuristics) provides a “ballpark figure” of research performance which might be “ecologically rational to the

² That said, a research program with policy implications for science evaluations should study the dynamic nature of environments to develop and inform policies that monitor the ecological rationality of bibliometrics-based heuristics in dynamically changing environments. For instance, if citations become a surrogate for quality (Gigerenzer & Marewski, 2015), that is, if they are not used as a (noisy) predictor variable but are taken to represent the criterion itself (quality), then some researchers may start to act to “maximize” their own citations, and, perhaps even those of their peers (see Rijcke, Wouters, Rushforth, Franssen, & Hammarfelt, 2016). If this happens on a larger scale, those relying on citations to infer the real thing (quality) will be misled. That is, as environments changes, heuristics that were once ecologically rational to rely upon, may become inappropriate. Note that this is not a problem of bibliometrics-based heuristics per se, but an issue that can affect any strategy, be it simple and heuristic, or a complex (e.g., optimization) procedure.

degree that it is adapted to the structure of the environment” (Gigerenzer et al., 1999, p. 13).

(7) The availability and use of bibliometrics can be thought of in terms of a “rational” trade-off. Not every research assessment is important enough to warrant spending very long time; thus, researchers choose bibliometric indicators, such as the *h* index, that save efforts. To have a rough impression of the research performance of some researchers at a department, simple publication and citation numbers can be obtained by considering possible different academic ages of the researchers (Bornmann & Marx, 2014a).

Gigerenzer and Gaissmaier (2011) proposed four classes of heuristics to which the proposed heuristics in the (psychological) literature can be assigned to: “The first class exploits recognition memory, the second relies on one good reason only (and ignores all other reasons), the third weights all cues (i.e., predictor variables) or alternatives equally, and the fourth relies on social information” (p. 459). In the following sections, we focus on two heuristics, which belong to the second (one-clever-cue heuristics) and fourth (social heuristics) classes. We demonstrate how the use of bibliometrics in research evaluation can be interpreted in the context of these heuristics. Our selection of only two heuristics does not mean that bibliometrics is sufficiently discussed thereby in the heuristics universe. The two heuristics are only used as examples for illustrative purposes.

Other heuristics which might be interesting to be discussed or investigated in the context of evaluative bibliometrics in the future are profiling ones. Geographic profiling is, for instance, used “to predict where a serial criminal is most likely to live given the sites of the crimes” (Gigerenzer & Gaissmaier, 2011, p. 463). Spatial bibliometrics (see an overview in Frenken, Hardeman, & Hoekman, 2009) is an emerging topic in scientometrics with increasing popularity which can be used to identify hot and cold spots of international research (Bornmann & de Moya Anegón, in press).

6 Bibliometric-based social heuristics: Wisdom of the crowds

When classifying objects (e.g., papers, research programs) according to their “quality”, social information and thus social heuristics might come into play – and be particularly useful from an ecological point of view. Citations are social information. Returning to our discussion about classification (see section 4), social information represent predictor variables in classifications (e.g., analogous to the ST-Segment in Figure 1) and not the criterion to be assessed (e.g., “disease present or not”, “quality publication or not”). Unlike as in other areas (e.g., medicine) in science evaluation the criterion does not directly reveal itself (e.g., quality can become apparent years later, when strange theses – the earth is round – turn out to be true). This lack of information might foster scientists’ and evaluators’ reliance on social strategies: if direct feedback learning is not possible, people have to turn to forms of social learning. As Gigerenzer and Gaissmaier (2011) point out, “social heuristics prove particularly helpful in situations in which the actor has little knowledge” (p. 472). Also social imitation strategies (e.g., *Do what the majority does! Imitate the most successful!*), which are likely deeply rooted in our evolutionary history, bet on this principle. Why and when can social information be useful in science evaluation?

Bornmann and Marx (2014b) discuss the benefits of citation analysis in research evaluation based on what Galton (1907) called the “wisdom of crowds”. His reports on the results “of a contest at an English livestock show where contestants were asked to guess the weight of a publicly displayed ox. After sorting the 787 entries by weight, Galton found that the median estimate of 1,207 pounds differed from the true weight of 1,198 pounds by less than 1%” (Herron, 2012, p. 2278). When many people make a judgement or an estimate, we can expect that it will be valid (see also Laland, 2001). Averaging the judgments of others has been proposed as social heuristics to exploit the “wisdom of crowds” (Hertwig & Herzog, 2009).

It is the approach of citation analyses that they are based on the judgements of many people: a publication is cited (or not cited) by the scientific community when it has turned out to be useful (or not useful). The premise of Galton (1907) on the validity of crowd judgements is the base for a book by Surowiecki (2004) entitled *The wisdom of crowds*. Surowiecki (2004) argues that not all crowds are wise. They are only wise and achieve a high level of accuracy if the individual judgements are based on independent opinions. If we apply these conditions to bibliometrics, citation analyses seem to allow a high level of accuracy on two conditions: (1) citations are based on the opinions of a large number of different authors. (2) Most citations are based on independent opinions of citing authors. Only in a few cases citations are dependent decisions, because authors have cited their own publications (self-citations) or reviewers have asked in journal peer review processes that certain citations should be made (see section 3).³

The wisdom of crowds in bibliometrics usually leads to skewed citation distributions: only a few publications receive many citations and most of the publications only a few or no citations at all (see Simon, 1955b). Indeed, distributions of journal impact factors (Garfield, 2006) show that a few journals have very high mean citations, but many journals very low (around or below 1). Leaving alternative explanations aside, the skewed citation distributions seem to reflect the great differences in significance and usefulness of contributions (Wang, 2014). Only a few publications or journals are extremely helpful in various fields, research contexts, and time periods in promoting science and development (Bornmann, de Moya-

³ Put in terms of the conceptual language typically employed when analyzing the performance of heuristics, citations might not only carry *signal* (i.e., information that is indicative of the inaccessible criterion to be judged: quality). They can also carry *noise*. That noise can be produced by various other social decision strategies (e.g., heuristics) used by researchers to decide whom to cite (see section 3). For instance, (some) researchers might (sometimes) follow the simple social decision rule to cite their peers or themselves. And those citations might not be linked in any way to the quality of the work cited. That noise can also be produced by (some) researchers deciding to cite certain papers because many others cite them. This might happen when a researcher needs a reference on a topic about which she or he has little expertise, and turns to citations as an indicator of quality and relevance. While such individual citation decisions may not contribute a lot of noise, one can speculate under what conditions such rules might have a long-term impact on the aggregate. That is, the environment relevant to citation-based heuristics which can be used for judging the quality of research can change in the long run. In this case, the accuracy of citation-based heuristics for judging the quality of research would change, too. While this scenario might be deemed unrealistic (or not), it illustrates how important it is to understand the interplay between heuristics and environmental structure.

Anegón, & Leydesdorff, 2010). Most publications do not seem to be of significant importance for later research. In other words, those social data point to an unequal distribution of usefulness and recognition in science. Hence it might be ecologically rational to rely on citation counts to single out the very “best” papers. However, comparisons based on citations are not as simple as one would think.

One can describe three types of comparisons: (1) between highly cited publications, (2) between a highly and a lowly cited publication, and (3) between two lowly cited publications. Depending on the exact shape of the distributions, the second comparisons might be easy and yield with relative clear-cut and accurate results. At the same time, statistically this comparison has the potential to be relatively common (while there are few highly cited papers, there are many lowly cited papers to which the highly cited papers can be compared to). The first comparison is less frequent (because there are few highly cited publications), and the third comparison is the most common (because there are many lowly cited publications). Of course this analysis leaves other factors aside, such as who gets compared more often (e.g., authors with highly cited publications might apply more often for funding and get more often compared). Yet, independent of those factors the first and third comparison will likely be more difficult, resulting in more judgmental errors. Hence it is possible that citation counts-based heuristics are particularly useful for the second comparison, but not for the other two, including what would (statistically) be expected to be the most frequent comparison (between two lowly cited). Put differently, also here what matters is specifying precisely the environment in which different heuristics will perform well and where not.

7 Bibliometrics implemented in one-clever-cue heuristics

Social heuristics may be useful when little or no information is available, making turning to others a sensible course of action. In other situations, more information might be

accessible. One type of strategy that can exploit more information are one-reason decision making heuristics – the aforementioned take-the-best heuristic is one example. Take-the-best prescribes sequentially considering predictor variables (called cues) in the order of their predictive accuracy (called *validity*), and bases a decision on the first cue that differentiates between options: “Take-the-best simplifies decision making by searching sequentially through binary predictor variables that can have positive values (1) or not (0) and by stopping after the first predictor that discriminates” (Marewski & Gigerenzer, 2012, p. 83). This form of one-reason decision making requires expertise, and hence ample information and learning opportunities, be they social or not: to use take-the-best, decision makers need to know which cues are the most predictive ones in order to sequentially consult them (see Garcia-Retamero & Dhami, 2009).

Also another sub-class of one-reason decision making heuristics bases decisions on just one cue, but it does not sequentially consult many of them. Once-clever cue heuristics focus on just one “clever” cue and base their decisions exclusively on that cue. Gigerenzer and Gaissmaier (2011) explain these heuristics by which “many animal species appear to rely on a single ‘clever’ cue for locating food, nest sites, or mates. For instance, in order to pursue a prey or a mate, bats, birds, and fish do not compute trajectories in three-dimensional space, but simply maintain a constant optical angle between their target and themselves” (p. 463). The (frequent) use of certain bibliometric indicators by researchers and science managers seems to be consistent with the definition of one-clever-cue heuristics. The popular *h* index or journal impact factor is used to get a rough impression of a researcher’s academic performance. The share of a university’s papers which belong to the 10% most-frequently cited papers in their subject category and publication year is used in the Leiden Ranking to identify the best universities worldwide. Many further examples from evaluative bibliometrics could be given here, but we know that the reader of this paper will also have many examples from her own practice.

In our opinion, there are good reasons why the use of bibliometrics (number of publications and citations) as one-clever-cue heuristics in evaluations may be ecologically rational. Research results, which are not published, cannot contribute to the archived knowledge in most of the disciplines. Thus, the publication of results is an essential part of being a researcher (in most of the disciplines). A high number of publications for a researcher show that the researcher is active in many research projects, collaborate successfully with other researchers (co-authors), and received funds for the different projects. In other words, the number of publications is closely related to other indicators, as research funds received and participation in common research projects. Furthermore, it is essential for publishing scientists to embed their own results in the archived knowledge by citing the corresponding publications from other researchers. Citations reveal the cognitive influences of the citing scientists and the roots on which their research stands (see section 3). Not without reasons, do bibliometricians regard citations as a measure for one part of quality: the impact of research on research. Other parts are accuracy and importance (Martin & Irvine, 1983).

Since a few years, what one might call an (adaptive) toolbox for using bibliometric methods in research evaluation seems to be emerging. For instance, Todeschini and Baccini (2016) published the *Handbook of Bibliometric Indicators: Quantitative Tools for Studying and Evaluating Research*; Waltman (2016) reviews the literature on size-dependent and size-independent citation impact indicators. Most evaluative tasks focus on the output and citation impact of scientific units (e.g., of single researchers). In the comparison of different researchers from the same field, an output-oriented one-clever-cue heuristic might be:

Search rule: Search for all substantial publications (articles and reviews), produced by two researchers (A and B).

Stopping rule: Stop search, once all such publications have been identified.

Decision rule: If scientist A has published more substantial publications than scientist B and both scientists are in the same academic age, then infer that scientist A is more active in research than scientist B.

This heuristic works in academic environments where different authorship orders play no role (or average each other out) (Bornmann & Marx, 2014a).

It is standard in bibliometrics to measure impact in cross-field comparisons with field- and time-normalized citation scores. The Leiden Manifesto (Hicks, Wouters, Waltman, de Rijcke, & Rafols, 2015) recommends the percentile indicators as the most robust normalization method: “Each paper is weighted on the basis of the percentile to which it belongs in the citation distribution of its field (the top 1%, 10% or 20%, for example)” (p. 430). The share of top x% papers for units in research allows a clear decision on their standing: higher values than x point to units with an above average impact in the corresponding fields and publication years. Thus, the decision rule for an impact-oriented heuristic for institutional assessments might be:

Search rule: Search for all substantial publications (articles and reviews), produced by the institute.

Stopping rule: Stop search, once all such publications have been identified.

Decision rule: If the institute has published papers over several years with at least 12% top 10% papers in the corresponding fields and publication years, the institute has a (significantly) better performance than an average institute in the world.

This decision rule resembles the hiatus heuristic mentioned above (see section 5). One may be inclined to speculate to what extent this heuristic may work particularly well in environments where publication rates are highly skewed.

The success of bibliometric indicators from the adaptive toolbox as heuristics in decision making depends on environmental structures which include “1. Uncertainty: how well a criterion can be predicted. 2. Redundancy: the correlation between cues. 3. Sample

size: number of observations (relative to number of cues). 4. Variability in weights: the distribution of the cue weights (e.g., skewed or uniform)” (Gigerenzer & Gaissmaier, 2011, p. 457). With respect to bibliometric indicators, this means that heuristics might be especially suitable in environments, in which (1) it is difficult to predict research quality (e.g., in the evaluation of greater units, such as institutions or countries), (2) bibliometric indicators are highly correlated with other indicators of research performance (this is also especially the case with greater units), and (3) many units have to be assessed (e.g., many institutions or countries).

Naturally as any other heuristic, also bibliometric indicators will lead to errors; but the error rate may well be not higher than with methods of judgment which follow other, more complex rules (Bornmann & Daniel, 2007). And especially when scientists or science administrators are not established experts in the evaluated subject area (in which an assessed applicant or author may be working), it may surely be an advantage to work with heuristics based on bibliometrics.

Leaving such ecological considerations aside, from a descriptive point of view, it seems reasonable to assume that one-clever-cue heuristics based on bibliometric indicators are frequently used in the evaluation of research: research must be evaluated these days under great time pressure (although no large scale surveys in the area of bibliometrics exist to the best of our knowledge). Indeed, many decision environments in science have structures which may favour one-reason decision making heuristics. Science is characterized by the Pareto principle of the ‘vital few and the trivial many’ (Bornmann et al., 2010). Juran (1954) explains the principle as follows: “In any series of elements to be controlled, a selected small fraction, in terms of numbers of elements, always accounts for a large fraction, in terms of effect” (p. 758). In these environments, the prediction of each predictor cannot be overruled by the combined predictions of all less important predictors together (Hafenbrädl et al., 2016). “This condition is met, for example, by assigning binary predictors the weights of 1/2, 1/4,

1/8, 1/16 or the weights 100, 10, 1, 0.1. As can be seen, no trade-offs among predictor variables can be made with these non-compensatory weights (e.g., 1/2 cannot be overruled by 1/4, 1/8, 1/16; 1/4 cannot be overruled by 1/8, 1/16; and so on). In such an environment, simply relying on the best predictor will lead to the same choice as trying to weigh and add all predictors” (Hafenbrädl et al., 2016, p. 218).

Furthermore, it may depend on the specifics of the evaluative task environment at hand, to what extent bibliometrics can (and should) be successfully used as one-clever-cue heuristics. If only a few research institutes with different missions have to be evaluated, an informed peer review process including a thorough indicator report – reflecting the different missions – may be feasible to conduct. However, simple heuristics have their advantages in situations with many and rather similar units regarding mission (first and foremost basic research). Those heuristics seem to be especially important early in the decision process used, where they can aid reducing the number of given options. Studies investigating the choice of computers (Kohli & Jedidi, 2007) and smartphones (Yee, Dahan, Hauser, & Orlin, 2007) suggest that consumers use sequential heuristics to eliminate products for further consideration and “evaluate the remaining options more carefully” (Gigerenzer & Gaissmaier, 2011, p. 466). According to Hauser (2011) fast-and-frugal heuristics “are excellent descriptions of the decision rules that consumers use to consider brands and to choose brands” (p. 406).

Foundations for the promotion of research often receive too many applications (e.g., for post-doctoral fellowship programs) than can be processed in a thorough peer review process (Bornmann & Daniel, 2004). Thus, it is necessary to perform a pre-selection, which reduces the number of candidates for an evaluation in the peer review process. The results of Horta and Santos (2016) show that “those who publish during their PhD have greater research production and productivity, and greater numbers of yearly citations and citations throughout their career compared to those who did not publish during their PhD” (p. 28). Similar results

have been reported by Pinheiro, Melkers, and Youtie (2014) and Laurance, Useche, Laurance, and Bradshaw (2013). Based on the results of such studies, a one-clever-cue heuristic for the pre-selection of applicants (in a program focusing on one scientific field only) could prescribe selecting those who have published the most papers (articles or reviews) during their PhD:

Search rule: Search for all substantial publications (articles and reviews), produced by the candidates during their PhD.

Stopping rule: Stop search, once all such publications have been identified.

Decision rule: Pre-select those candidates who have published most papers.

This heuristic might work in environments where applications focus on just one scientific field (e.g., decision making), implying that publication practices would be similar across applicants. Reversely, this heuristic would not be well-suited in task environments where, say, historians compete for grants alongside with neuro scientists: The latter will, likely, have more publications at the end of their PhD.

Leaving those considerations aside, this pre-selection heuristic could be further refined – based on the results by Bornmann and Williams (2017) as well as Cole and Cole (1967) – by considering citations or journal metrics to include quality aspects in the assessment. The pre-selected candidates with the most papers (in reputable journals or with a minimum threshold of citations) could then be further evaluated in a thorough peer review process. In other words, heuristics are used in the first step of the evaluation process of the foundation to reduce the candidates for the qualitative, second selection step to a manageable number.

Another application could be the selection of candidates which are in the last decision round of a peer review process. In these last rounds, foundations face the problem of selecting candidates which are all well suited, but the funds are not enough for supporting all. Funders experiment with a lottery system to select among these candidates (Bishop, 2018). The problem with lottery systems is that they do not rely on scientific quality criteria.

Bibliometrics-based heuristics could be an interesting alternative. For example, those

candidates could be selected who have published the most highly-cited papers (i.e. papers belonging to the 10% most frequently cited papers within their field and publication year). This indicator is seen as the most robust field-normalized indicator (Hicks et al., 2015).

8 Discussion

Heuristics offer a theoretical framework for understanding how people make decisions. Many heuristics use a single cue (or few cues) among the many available cues for decision-making. Davis-Stober, Dana, and Budescu (2010) call this reduction “overweighting” to describe the “effect of a single predictor cue receiving disproportionately more weight than any other predictor cue according to an optimal weighting strategy” (p. 217). Other heuristics use many predictor variables, but weigh them equally. Those heuristics simplify tasks by ignoring order (ordering is, mathematically, a form of weighting). In contrast to the widespread view that complex tasks need complex solutions and simple solutions reduces accuracy, the study of heuristics has shown – to speak with Gigerenzer and Brighton (2009) – that “less information, computation, and time can in fact improve accuracy” (p. 107). Moreover, decision makers – as a rule – often do not know all the relevant information, have limited time, and information-processing constraints, including failing memories or incomplete data bases. They frequently operate in environments which are difficult to predict (e.g., decision makers in science who try to select the next breakthrough research project). In these uncertain environments, less information can be more when it comes to make inferences – that is, judgments about something that is unknown at present, be it because the criterion to be inferred lies in the future or is simply not accessible to the decision making. In other words, ignorance can be useful (Gigerenzer & Gaissmaier, 2011).

In this paper, we propose to conceptualize the use of bibliometrics in research evaluation in terms of fast-and-frugal heuristics. Bibliometrics is frequently used in different evaluative contexts, whereby the information for decision-making is reduced to publication

and citation numbers. More generally speaking, this reduction may be ecological rational in environments where active researchers are publishing researchers and where every new research has to be framed into past research (by citing the corresponding publications). These environments can be found in most of the disciplines. In sections 6 and 7, we gave two examples of how bibliometrics can be conceptualized as heuristics (social and one-clever-cue heuristics). However, these conceptualizations can be seen as first rough attempts.

In psychology (and beyond), a line of systematic research of heuristics has emerged with numerous publications. The search in WoS for publications (articles and reviews) with the topic “heuristic” and the research area “psychology” found 3800 documents. Gigerenzer and Brighton (2009) present “ten well-studied heuristics for which there is evidence that they are in the adaptive toolbox of humans” (p. 130). The authors also present a vision of human nature – *homo heuristicus* – “based on an adaptive toolbox of heuristics rather than on traits, attitudes, preferences, and similar internal explanations” (p. 135).

Based on the results from research on heuristics, we encourage studying the use of bibliometrics in research evaluation under the umbrella of the heuristics concept. This does not mean that the use of bibliometrics is reduced to only one heuristic model. Instead, it should be the objective to develop an adaptive toolbox (Marewski et al., 2010a) including a collection of heuristics to have a coordinated set of bibliometric indicators available for specific evaluation environments. This objective is in accordance with a recent call by Waltman and van Eck (2016) for contextualized scientometric analyses “which is based on the principles of context, simplicity, and diversity” (p. 542). Every heuristic should be tuned to specific environments and designed for specific evaluation tasks (Bornmann & Marx, in press; Marewski et al., 2010a).

Note that specifying the toolbox of bibliometrics-based heuristics does *not* necessarily entail coming up with an unlimited (or very large) number of heuristics: The overview of Gigerenzer and Gaissmaier (2011) demonstrates how many different heuristics that have

already been identified and tested outside the area of research evaluation are built from common building blocks. Those building blocks reduce the larger collection of heuristics to a smaller number of combinable components. Specifically, depending on how a small number of different search, stopping and decision rules is combined, a larger number of heuristics can emerge. For instance, an alternative to the searching and stopping rules specified for the fast-and-frugal tree from Figure 1 might prescribe considering predictor variables in any order, and ending search after a certain number (e.g., 3) has been identified. Decisions could be based by simply counting how many predictor variables suggest one option as opposed to another. This equal-weighting principle is built into, for instance, tallying heuristics (see, e.g., Gigerenzer & Goldstein, 1996; Marewski et al., 2010a), and is helpful in many domains, ranging from medicine to financial investment and avalanche forecasting (Hafenbrädl et al., 2016). Identifying such building blocks might, too, be helpful for studying the use of bibliometrics as heuristics.

The beginning of this new heuristic line of research on the bibliometric use in research evaluation should target several topics (see section 4):

- (1) Descriptive: The use of bibliometrics in research evaluation should be systematically studied based on the conceptual framework. Do researchers and other decision-makers in science use heuristics? If so, what heuristic do they use in which context and how frequently? What are the common building blocks of those heuristics? Are there differences in the use of heuristics between citizen and professional bibliometricians (Leydesdorff, Wouters, & Bornmann, 2016)? According to Gigerenzer and Gaissmaier (2011) “numerous studies have documented systematic individual differences in the use of heuristics” (p. 459). It is the goal of the studies targeting these questions to work on the content and development of the adaptive toolbox (see above).

- (2) Ecological: If bibliometrics-based heuristics are used in research evaluation, to which evaluative environments are the heuristics adapted? In which contexts does relying on a certain heuristic lead to accurate (and fast) decisions and in which environments do they fail? Those questions focus on the ‘ecological rationality’ of heuristics.
- (3) Applied: If bibliometrics-based heuristics are used for research evaluation purposes, how can the resulting decisions and the corresponding heuristics be improved? Research on the ecological rationality of heuristics can inform prescriptions and recommendations: The International Society for Informetrics and Scientometrics (ISSI) – the international association of scholars and professionals active in the interdisciplinary study science of science, science communication, and science policy (see <http://www.issi-society.org>) – could publish a list of well-studied heuristics (an adaptive toolbox for the use of bibliometrics) alongside with the environments for which there is evidence that those heuristics lead to accurate decisions (Bornmann & Marx, in press). Based on this adaptive toolbox, the use of bibliometrics can be effectively taught by professional bibliometricians in workshops and courses. Moreover, from a policy-point of view, the environment could be changed so that certain heuristics work better, or alternatively, decision makers could be recommended to use other (e.g., new) heuristics than they used previously. These recommendations could be published by the ISSI Society (see above).
- (4) Methodological: How can the usage of bibliometrics-based heuristics be studied? Field and laboratory studies could be used in a similar ways as they have been relied upon for research on other heuristics (e.g., Brandstätter, Gigerenzer, & Hertwig, 2006; Bröder & Gaissmaier, 2007; Garcia-Retamero & Dhami, 2009; Goldstein & Gigerenzer, 2002). Those studies might not only

indicate when people may rely on a given heuristic, equally important, they can also show when people do not rely on a given heuristic (see e.g., Bröder, 2011; Pohl, 2006, for examples from other areas of research on heuristics). How can the success of heuristics be investigated? This prescriptive, ecological question might be answered with mathematical analyses and computer simulation studies – again, similar to research on the ecological rationality of heuristics in other areas (e.g., Gigerenzer & Goldstein, 1996; Katsikopoulos, Schooler, & Hertwig, 2010; Marewski & Schooler, 2011; Martignon & Hoffrage, 1999). Benchmarks to gauge the performance of heuristics might be, for instance, assessments made by peers. The studies by Auspurg et al. (2015), Diekmann et al. (2012), Pride and Knoth (2018), and Traag and Waltman (in preparation) which we discuss in section 5 are examples for comparing peer-assessments and bibliometrics. Other benchmarks might be machine-learning algorithms, and other advanced inference and classification machineries – just as in alike model comparisons for heuristics in other areas (e.g., Brighton, 2006b; Gigerenzer & Brighton, 2009; Goldstein & Gigerenzer, 2009).

We are aware of only a few studies investigating the use of bibliometrics in the different evaluative contexts empirically. For example, Moed, Burger, Frankfort, and van Raan (1985) produced bibliometric results for research groups in the Faculty of Medicine and the Faculty of Mathematics and Natural Sciences at the University of Leiden. The results were discussed then with researchers from the two faculties. The study points to several problems in the evaluative use of bibliometric data. Many studies which have investigated the use of bibliometrics in science focus – as the literature overview of Rijcke et al. (2016) show – on “possible effects of evaluation exercises, ‘gaming’ of indicators, and strategic responses by scientific communities and others to requirements in research assessments” (p. 161). Thus,

the manipulative and negative aspects of the bibliometric enterprise are at the forefront of interest, but not the fruitful and advantageous use of indicators.

Moreover, there does not exist a research program studying the environments in which specific research evaluation approaches (e.g., the use of certain bibliometric indicators in an informed peer review or without peer review) are more successful than other approaches. Since bibliometric indicators are – as a rule – critically assessed, but used very frequently, the gap between empirical studies and practical use is surprising. The frequent use seems to show that bibliometrics is very attractive in certain evaluative environments (e.g., because they are easy to use, i.e., fast and frugal) which leads to a positive feedback loop (among researchers and policy makers) and increases the likelihood of future uses in the similar environments. It would be interesting to investigate to what extent this positive feedback loop really exist and how it works. How is it possible that certain bibliometric indicators, such as the journal impact factor, remain instruments of research evaluations although prominent and popular declarations, such as the Declaration on Research Assessment (DORA, see <https://sfdora.org>), exist against its use? What are the benefits which are gained by the use of certain indicators (although justified critique exist)?

To conclude, a heuristic research program on the evaluative use of bibliometrics might reveal the following: (1) Bibliometrics-based heuristics can be similarly accurate as complex procedures (such as peer review) even though they are more simple. (2) The ecological rationality (e.g., accuracy) of such heuristics depends on the task environment. (3) Users of bibliometrics can learn to select those heuristics from an adaptive toolbox (e.g., provided by the ISSI society) that fit to a given task environment. (4) Science evaluation comes with uncertainty, and the criteria for scientific performance and quality can be fuzzy, which in turn, might foster the usage of heuristics, both from a descriptive and from a prescriptive (i.e., policy-making) point of view.

References

- Anderson, J. R. (1991). Is Human Cognition Adaptive. *Behavioral and Brain Sciences*, 14(3), 471-484. doi: Doi 10.1017/S0140525x00070801.
- Arrow, K. J. (1966). Exposition of the Theory of Choice under Uncertainty. *Synthese*, 16(3-4), 253-269. doi: 10.1007/Bf00485082.
- Auspurg, K., Diekmann, A., Hinz, T., & Näf, M. (2015). Das Forschungsrating des Wissenschaftsrates für die Soziologie in Deutschland revisited. *Soziale Welt*, 66(2), 177-191.
- Becker, G. S. (1993). Nobel Lecture - the Economic Way of Looking at Behavior. *Journal of Political Economy*, 101(3), 385-409. doi: 10.1086/261880.
- Binmore, K. (2009). *Rational decisions*. Princeton, NJ: Princeton University Press.
- Bishop, D. (2018). Luck of the draw. Funders should assign research grants via a lottery system to reduce human bias. Retrieved May 16, 2018, from <https://www.natureindex.com/news-blog/luck-of-the-draw>
- Bornmann, L. (2011). Scientific peer review. *Annual Review of Information Science and Technology*, 45, 199-245.
- Bornmann, L. (2015). Complex tasks and simple solutions: The use of heuristics in the evaluation of research. *Journal of the Association for Information Science and Technology*, 66(8), 1738-1739. doi: 10.1002/asi.23318.
- Bornmann, L. (in press). Bibliometric indicators – methods for measuring science. In R. Williams (Ed.), *Encyclopedia of Research methods*. Thousand Oaks, CA, USA: Sage.
- Bornmann, L., & Daniel, H.-D. (2004). Reliability, fairness and predictive validity of committee peer review. Evaluation of the selection of post-graduate fellowship holders by the Boehringer Ingelheim Fonds. *B.I.F. Futura*, 19, 7-19.
- Bornmann, L., & Daniel, H.-D. (2007). Convergent validation of peer review decisions using the *h* index: extent of and reasons for type I and type II errors. *Journal of Informetrics*, 1(3), 204-213.
- Bornmann, L., & Daniel, H.-D. (2008). What do citation counts measure? A review of studies on citing behavior. *Journal of Documentation*, 64(1), 45-80. doi: 10.1108/00220410810844150.
- Bornmann, L., & Daniel, H.-D. (2010). The Usefulness of Peer Review for Selecting Manuscripts for Publication: A Utility Analysis Taking as an Example a High-Impact Journal. *PLoS ONE*, 5(6), e11344. doi: 10.1371/journal.pone.0011344.
- Bornmann, L., de Moya-Anegón, F., & Leydesdorff, L. (2010). Do scientific advancements lean on the shoulders of giants? A bibliometric investigation of the Ortega hypothesis. *PLoS ONE*, 5(10), e11344.
- Bornmann, L., & de Moya Anegón, F. (in press). Hot and cold spots in the US research: A spatial analysis of bibliometric data on the institutional level. *Journal of Information Science*.
- Bornmann, L., & Marx, W. (2014a). How to evaluate individual researchers working in the natural and life sciences meaningfully? A proposal of methods based on percentiles of citations. *Scientometrics*, 98(1), 487-509. doi: 10.1007/s11192-013-1161-y.
- Bornmann, L., & Marx, W. (2014b). The wisdom of citing scientists. *Journal of the American Society of Information Science and Technology*, 65(6), 1288-1292.
- Bornmann, L., & Marx, W. (in press). Critical rationalism and the search for standard (field-normalized) indicators in bibliometrics. *Journal of Informetrics*.
- Bornmann, L., Mittag, S., & Daniel, H.-D. (2006). Quality assurance in higher education – meta-evaluation of multi-stage evaluation procedures in Germany. *Higher Education*, 52(4), 687-709.

- Bornmann, L., Mutz, R., & Daniel, H.-D. (2011). A reliability-generalization study of journal peer reviews - a multilevel meta-analysis of inter-rater reliability and its determinants. *PLoS One*, 5(12), e14331.
- Bornmann, L., Mutz, R., Hug, S. E., & Daniel, H.-D. (2011). A meta-analysis of studies reporting correlations between the h index and 37 different h index variants. *Journal of Informetrics*, 5(3), 346-359. doi: 10.1016/j.joi.2011.01.006.
- Bornmann, L., & Williams, R. (2017). Can the journal impact factor be used as a criterion for the selection of junior researchers? A large-scale empirical study based on ResearcherID data. *Journal of Informetrics*, 11(3), 788-799. doi: 10.1016/j.joi.2017.06.001.
- Brandstätter, E., Gigerenzer, G., & Hertwig, R. (2006). The Priority Heuristic: Making Choices Without Trade-Offs. *Psychological review*, 113(2), 409-432. doi: 10.1037/0033-295X.113.2.409.
- Brighton, H. (2006a). Robust inference with simple cognitive models. In C. Lebiere & B. Wray (Eds.), *Between a rock and a hard place: cognitive science principles meet AI-hard problems. Papers from the AAAI spring symposium (AAAI Tech. Rep. No. SS-06-03)* (pp. 17-22). Menlo Park, CA: AAAI Press.
- Brighton, H. (2006b). Robust Inference with Simple Cognitive Models. In C. Lebiere & R. Wray (Eds.), *AAAI Spring Symposium: Cognitive Science Principles Meet AI Hard Problems* (pp. 17-22): American Association for Artificial Intelligence.
- Bröder, A. (2011). The quest for take the best - Insights and outlooks from experimental research. In G. Gigerenzer (Ed.), *Heuristics : the foundations of adaptive behavior* (pp. 364-382). Oxford: Oxford Univ. Press.
- Bröder, A., & Gaissmaier, W. (2007). Sequential processing of cues in memory-based multiattribute decisions. *Psychonomic Bulletin & Review*, 14(5), 895-900. doi: 10.3758/bf03194118.
- Cole, S., & Cole, J. R. (1967). Scientific output and recognition: a study in operation of reward system in science. *American Sociological Review*, 32(3), 377-390.
- Cronin, B. (1984). *The citation process. The role and significance of citations in scientific communication*. London: Taylor Graham.
- Czerlinski, J., Gigerenzer, G., & Goldstein, D. G. (1999). How Good Are Simple Heuristics? In G. Gigerenzer, P. M. Todd & ABC Research Group (Eds.), *Simple heuristics that make us smart* (pp. 97-118). Oxford, UK: Oxford University Press.
- Davis-Stober, C. P., Dana, J., & Budescu, D. V. (2010). Why recognition is rational: Optimality results on single-variable decision rules. *Judgment and Decision Making*, 5(4), 216-229.
- Davis, P. M. (2009). Reward or persuasion? The battle to define the meaning of a citation. *Learned Publishing*, 22(1), 5-11. doi: Doi 10.1087/095315108x378712.
- Dawes, R. M., & Corrigan, B. (1974). Linear Models in Decision Making. *Psychological Bulletin*, 95-106.
- Derrick, G. E., & Samuel, G. S. (2016). "All this grassroots, real life knowledge": Comparing perceived with realised concerns of including non-academic evaluators in societal impact assessment. In I. Ràfols, J. Molas-Gallart, E. Castro-Martínez & R. Woolley (Eds.), *Proceedings of the 21 ST International Conference on Science and Technology Indicator*. València, Spain: Universitat Politècnica de València.
- Dhami, M. K. (2003). Psychological models of professional decision making. *Psychological Science*, 14(2), 175-180. doi: Doi 10.1111/1467-9280.01438.
- Dhami, M. K., & Ayton, P. (2001). Bailing and jailing the fast and frugal way. *Journal of Behavioral Decision Making*, 14(2), 141-168. doi: DOI 10.1002/bdm.371.abs.

- Diekmann, A., Näf, M., & Schubiger, M. (2012). The impact of (Thyssen)-awarded articles in the scientific community. *Kölner Zeitschrift für Soziologie und Sozialpsychologie*, 64(3), 563-581. doi: 10.1007/s11577-012-0175-4.
- Edwards, W. (1954). The Theory of Decision Making. *Psychological Bulletin*, 51(4), 380-417. doi: 10.1037/h0053870.
- Frenken, K., Hardeman, S., & Hoekman, J. (2009). Spatial scientometrics: towards a cumulative research program. *Journal of Informetrics*, 3(3), 222-232. doi: 10.1016/j.joi.2009.03.005.
- Galton, F. (1907). Vox populi. *Nature*, 75, 450-451. doi: 10.1038/075450a0.
- Garcia-Retamero, R., & Dhami, M. K. (2009). Take-the-best in expert-novice decision strategies for residential burglary. *Psychonomic Bulletin & Review*, 16(1), 163-169. doi: 10.3758/Pbr.16.1.163.
- Garfield, E. (2006). The history and meaning of the Journal Impact Factor. *Journal of the American Medical Association*, 295(1), 90-93.
- Gigerenzer, G. (2014). *Risk savvy: How to make good decisions*. New York, NY, USA: Viking.
- Gigerenzer, G., & Brighton, H. (2009). Homo Heuristicus: Why Biased Minds Make Better Inferences. *Topics in Cognitive Science*, 1(1), 107-143. doi: 10.1111/j.1756-8765.2008.01006.x.
- Gigerenzer, G., & Gaissmaier, W. (2011). Heuristic decision making. *Annual Review of Psychology*, 62, 451-482.
- Gigerenzer, G., & Goldstein, D. G. (1996). Reasoning the fast and frugal way: Models of bounded rationality. *Psychological Review*, 103(4), 650-669. doi: Doi 10.1037/0033-295x.103.4.650.
- Gigerenzer, G., Hertwig, R., & Pachur, T. (Eds.). (2011). *Heuristics: The foundations of adaptive behavior*. Oxford, UK: Oxford University Press.
- Gigerenzer, G., Hoffrage, U., & Goldstein, D. G. (2008). Fast and frugal heuristics are plausible models of cognition: Reply to Dougherty, Franco-Watkins, and Thomas (2008). *Psychological Review*, 115(1), 230-239. doi: 10.1037/0033-295X.115.1.230.
- Gigerenzer, G., & Marewski, J. N. (2015). Surrogate Science: The Idol of a Universal Method for Scientific Inference. *Journal of Management*, 41(2), 421-440. doi: 10.1177/0149206314547522.
- Gigerenzer, G., Todd, P. M., & ABC Research Group (Eds.). (1999). *Simple heuristics that make us smart*. Oxford, UK: Oxford University Press.
- Gilbert, N. (1977). Referencing as persuasion. *Social Studies of Science*, 7(1), 113-122.
- Goldstein, D. G., & Gigerenzer, G. (2002). Models of ecological rationality: The recognition heuristic. *Psychological Review*, 109(1), 75-90. doi: 10.1037//0033-295x.109.1.75.
- Goldstein, D. G., & Gigerenzer, G. (2009). Fast and frugal forecasting. *International Journal of Forecasting*, 25(4), 760-772. doi: 10.1016/j.ijforecast.2009.05.010.
- Gralka, S., Wohlrabe, K., & Bornmann, L. (in preparation). How to Measure Research Efficiency in Higher Education? Research Grants vs. Publication Output.
- Hafenbrädl, S., Waeger, D., Marewski, J. N., & Gigerenzer, G. (2016). Applied Decision Making With Fast-and-Frugal Heuristics. *Journal of Applied Research in Memory and Cognition*, 5(2), 215-231. doi: 10.1016/j.jarmac.2016.04.011.
- Hauser, J. R. (2011). A marketing science perspective on recognition-based heuristics (and the fast-and-frugal paradigm). *Judgment and Decision Making*, 6(5), 396-408.
- Heinze, T. (2012). What are creative accomplishments in science? Conceptual considerations using examples from science history and bibliometric findings. *Kolner Zeitschrift Fur Soziologie Und Sozialpsychologie*, 64(3), 583-599. doi: 10.1007/s11577-012-0173-6.

- Heinze, T. (2013). Creative accomplishments in science: definition, theoretical considerations, examples from science history, and bibliometric findings. *Scientometrics*, 95(3), 927-940. doi: DOI 10.1007/s11192-012-0848-9.
- Herron, D. M. (2012). Is expert peer review obsolete? A model suggests that post-publication reader review may exceed the accuracy of traditional peer review. *Surgical Endoscopy and Other Interventional Techniques*, 26(8), 2275-2280. doi: 10.1007/s00464-012-2171-1.
- Hertwig, R., & Herzog, S. M. (2009). Fast and Frugal Heuristics: Tools of Social Rationality. *Social Cognition*, 27(5), 661-698. doi: DOI 10.1521/soco.2009.27.5.661.
- Hicks, D., Wouters, P., Waltman, L., de Rijcke, S., & Rafols, I. (2015). Bibliometrics: The Leiden Manifesto for research metrics. *Nature*, 520(7548), 429-431.
- Horta, H., & Santos, J. M. (2016). The Impact of Publishing During PhD Studies on Career Research Publication, Visibility, and Collaborations. *Research in Higher Education*, 57(1), 28-50. doi: 10.1007/s11162-015-9380-0.
- Jansen, M. (2012). Reputationsdimensionen in den Sozialwissenschaften. *Soziologie*, 41(1), 28-54.
- Juran, J. M. (1954). Universals in management planning and controlling. *Management Review*, 43, 748-761.
- Kahnemann, D., Slovic, P., & Tversky, A. (1982). *Judgment under uncertainty: heuristics and biases*. New York, USA: Cambridge University Press.
- Katsikopoulos, K. V. (2011). Psychological Heuristics for Making Inferences: Definition, Performance, and the Emerging Theory and Practice. *Decision Analysis*, 8(1), 10-29. doi: 10.1287/deca.1100.0191.
- Katsikopoulos, K. V., Schooler, L. J., & Hertwig, R. (2010). The Robust Beauty of Ordinary Information. *Psychological Review*, 117(4), 1259-1266. doi: 10.1037/a0020418.
- Kohli, R., & Jedidi, K. (2007). Representation and inference of lexicographic preference models and their variants. *Marketing Science*, 26(3), 380-399. doi: 10.1287/mksc.1060.0241.
- Laland, K. N. (2001). Imitation, social learning, and preparedness as mechanisms of bounded rationality. In G. Gigerenzer & R. Selten (Eds.), *Bounded rationality: The adaptive toolbox* (pp. 233-247). Cambridge, MA: MIT Press.
- Laurance, W. F., Useche, D. C., Laurance, S. G., & Bradshaw, C. J. A. (2013). Predicting Publication Success for Biologists. *Bioscience*, 63(10), 817-823. doi: 10.1525/bio.2013.63.10.9.
- Leydesdorff, L., Wouters, P., & Bornmann, L. (2016). Professional and citizen bibliometrics: complementarities and ambivalences in the development and use of indicators—a state-of-the-art report. *Scientometrics*, 109(3), 2129-2150. doi: 10.1007/s11192-016-2150-8.
- Lopes, L. L. (1992). 3 Misleading Assumptions in the Customary Rhetoric of the Bias Literature. *Theory & Psychology*, 2(2), 231-236. doi: Doi 10.1177/0959354392022010.
- Macilwain, C. (2013). Halt the avalanche of performance metrics. *Nature*, 500(7462), 255.
- MacRoberts, M. H., & MacRoberts, B. R. (2017). The mismeasure of science: Citation analysis. *Journal of the Association for Information Science and Technology*, 69(3), 474-482. doi: 10.1002/asi.23970.
- Marewski, J. N., & Bornmann, L. (in preparation). Opium in science and society: Numbers.
- Marewski, J. N., Gaissmaier, W., & Gigerenzer, G. (2010a). Good judgments do not require complex cognition. *Cognitive Processing*, 11(2), 103-121. doi: 10.1007/s10339-009-0337-0.

- Marewski, J. N., Gaissmaier, W., & Gigerenzer, G. (2010b). We favor formal models of heuristics rather than lists of loose dichotomies: a reply to Evans and Over. *Cognitive Processing*, 11(2), 177-179. doi: 10.1007/s10339-009-0340-5.
- Marewski, J. N., & Gigerenzer, G. (2012). Heuristic decision making in medicine. *Dialogues in Clinical Neuroscience*, 14(1), 77-89.
- Marewski, J. N., & Schooler, L. J. (2011). Cognitive Niches: An Ecological Model of Strategy Selection. *Psychological Review*, 118(3), 393-437. doi: DOI 10.1037/a0024143.
- Martignon, L., & Hoffrage, U. (1999). Why does one-reason decision making work? A case study in ecological rationality. In G. Gigerenzer, P. M. Todd & ABC Research Group (Eds.), *Simple heuristics that make us smart* (pp. 119-140). New York, NY, USA: Oxford University Press.
- Martin, B. R., & Irvine, J. (1983). Assessing basic research - some partial indicators of scientific progress in radio astronomy. *Research Policy*, 12(2), 61-90.
- Merton, R. K. (1965). *On the shoulders of giants*. New York, NY, USA: Free Press.
- Merton, R. K. (1973). *The sociology of science: theoretical and empirical investigations*. Chicago, IL, USA: University of Chicago Press.
- Moed, H. F. (2005). *Citation analysis in research evaluation* (Vol. 9): Springer Science & Business Media.
- Moed, H. F. (2017). *Applied Evaluative Informetrics*. Heidelberg, Germany: Springer.
- Moed, H. F., Burger, W. J. M., Frankfort, J. G., & van Raan, A. F. J. (1985). The use of bibliometric data for the measurement of university research performance. *Research Policy*, 14(3), 131-149.
- Montada, L., Krampen, G., & Burkard, P. (1999). Persönliche und soziale Orientierungslagen von Hochschullehrern/innen der Psychologie zu Evaluationskriterien über eigene berufliche Leistungen. *Psychologische Rundschau*, 50(2), 69-89.
- Moreira, J. A. G., Zeng, X. H. T., & Amaral, L. A. N. (2015). The Distribution of the Asymptotic Number of Citations to Sets of Publications by a Researcher or from an Academic Department Are Consistent with a Discrete Lognormal Model. *Plos One*, 10(11). doi: 10.1371/journal.pone.0143108.
- Nicolaisen, J. (2007). Citation analysis. *Annual review of information science and technology*, 41(1), 609-641.
- Pinheiro, D., Melkers, J., & Youtie, J. (2014). Learning to play the game: Student publishing as an indicator of future scholarly success. *Technological Forecasting and Social Change*, 81, 56-66. doi: 10.1016/j.techfore.2012.09.008.
- Pohl, R. F. (2006). Empirical tests of the recognition heuristic. *Journal of Behavioral Decision Making*, 19(3), 251-271. doi: doi:10.1002/bdm.522.
- Prathap, G. (2014). Single parameter indices and bibliometric outliers. *Scientometrics*, 101(3), 1781-1787. doi: 10.1007/s11192-013-1225-z.
- Pride, D., & Knoth, P. (2018). Peer review and citation data in predicting university rankings, a large-scale analysis. Retrieved June 1, 2018, from <https://arxiv.org/abs/1805.08529>
- Rijcke, S. d., Wouters, P. F., Rushforth, A. D., Franssen, T. P., & Hammarfelt, B. (2016). Evaluation practices and effects of indicator use—a literature review. *Research Evaluation*, 25(2), 161-169. doi: 10.1093/reseval/rvv038.
- Saad, G. (2006). Exploring the h-index at the author and journal levels using bibliometric data of productive consumer scholars and business-related journals respectively. *Scientometrics*, 69(1), 117-120.
- Savage, L. J. (1954). *The foundation of statistics*. New York, NY: Wiley.
- Simon, H. A. (1955a). A Behavioral Model of Rational Choice. *Quarterly Journal of Economics*, 69(1), 99-118. doi: Doi 10.2307/1884852.

- Simon, H. A. (1955b). On a Class of Skew Distribution Functions. *Biometrika*, 42(3-4), 425-440.
- Simon, H. A. (1956). Rational Choice and the Structure of the Environment. *Psychological Review*, 63(2), 129-138. doi: 10.1037/h0042769.
- Simon, H. A. (1990). Invariants of Human-Behavior. *Annual Review of Psychology*, 41, 1-19. doi: DOI 10.1146/annurev.ps.41.020190.000245.
- Stephens, D. W., & Krebs, J. R. (1986). *Foraging theory*. Princeton, N.J.: Princeton University Press.
- Surowiecki, J. (2004). *The wisdom of crowds*. New York, NY, USA: Random House.
- Tahamtan, I., & Bornmann, L. (2018). Core elements in the process of citing publications: Conceptual overview of the literature. *Journal of Informetrics*, 12(1), 203-216. doi: 10.1016/j.joi.2018.01.002.
- Tahamtan, I., Safipour Afshar, A., & Ahamdzadeh, K. (2016). Factors affecting number of citations: a comprehensive review of the literature. *Scientometrics*, 107(3), 1195-1225. doi: 10.1007/s11192-016-1889-2.
- Todeschini, R., & Baccini, A. (2016). *Handbook of Bibliometric Indicators: Quantitative Tools for Studying and Evaluating Research*. Weinheim, Germany: Wiley.
- Todorov, A. (2001). Predicting real outcomes: When heuristics are as smart as statistical models. Unpublished manuscript.
- Traag, V. A., & Waltman, L. (in preparation). Systematic analysis of agreement between metrics and peer review in the UK REF.
- U-Multirank. (2017). *Indicator book*. Gütersloh, Germany: U-Multirank.
- van Vught, F. A., & Ziegele, F. (Eds.). (2012). *Multidimensional ranking: the design and development of U-Multirank*. Dordrecht, the Netherlands: Springer.
- von Neumann, J., & Morgenstern, O. (1947). *Theory of games and economic behavior* (2. ed.). Princeton, NJ: Princeton University Press.
- Waltman, L. (2016). A review of the literature on citation impact indicators. *Journal of Informetrics*, 10(2), 365-391.
- Waltman, L., & van Eck, N. J. (2016). The need for contextualized scientometric analysis: An opinion paper. In I. Ràfols, J. Molas-Gallart, E. Castro-Martínez & R. Woolley (Eds.), *Proceedings of the 21 ST International Conference on Science and Technology Indicator* (pp. 541-549). València, Spain: Universitat Politècnica de València.
- Wang, J. (2014). Unpacking the Matthew effect in citations. *Journal of Informetrics*, 8(2), 329-339. doi: <http://dx.doi.org/10.1016/j.joi.2014.01.006>.
- Wübben, M., & Wangenheim, F. v. (2008). Instant Customer Base Analysis: Managerial Heuristics Often “Get It Right”. *Journal of Marketing*, 72(3), 82-93. doi: 10.1509/jmkg.72.3.82.
- Yee, M., Dahan, E., Hauser, J. R., & Orlin, J. (2007). Greedoid-based noncompensatory inference. *Marketing Science*, 26(4), 532-549. doi: DOI 10.1287/mksc.1060.0213.