

Facilitating information system development with Panoramic view on data

Dejan Lavbič, Iztok Lajovic, and Marjan Krisper

Dejan Lavbič, Iztok Lajovic, and Marjan Krisper. 2010. **Facilitating information system development with Panoramic view on data**, Computer Science and Information Systems (ComSIS), 4(7), pp. 737 - 767.

Abstract

The increasing amount of information and the absence of an effective tool for assisting users with minimal technical knowledge lead us to use associative thinking paradigm for implementation of a software solution – Panorama. In this study, we present object recognition process, based on context + focus information visualization techniques, as a foundation for realization of Panorama. We show that user can easily define data vocabulary of selected domain that is furthermore used as the application framework. The purpose of Panorama approach is to facilitate software development of certain problem domains by shortening the Software Development Life Cycle with minimizing the impact of implementation, review and maintenance phase. Our approach is focused on using and updating data vocabulary by users without extensive programming skills. Panorama therefore facilitates traversing through data by following associations where user does not need to be familiar with the query language, the data structure and does not need to know the problem domain fully. Our approach has been verified by detailed comparison to existing approaches and in an experiment by implementing selected use cases. The results confirmed that Panorama fits problem domains with emphasis on data oriented rather than ones with process oriented aspects. In such cases the development of selected problem domains is shortened up to 25%, where emphasis is mainly on analysis, logical design and testing, while omitting physical design and programming, which is performed automatically by Panorama tool.

Keywords

Software development, associative thinking, object recognition, rapid application development

1 Introduction

There is a vast amount of data available on a daily basis from various sources that we have to perceive, analyse and comprehend. Several approaches to organising data on computers exist, starting from straightforward support for simple data structures that majority of operating systems offer, to sophisticated database management systems for storage of composed and complex data structures (Harbron, 1988; Tharp, 1988). Every approach deals with management of data in its own distinct way, where user is able to enter and edit the data as well as prepare and view reports. The key question is how a user without extensive IT knowledge can successfully cope with the complexity of all perceived data.

The development of Computer Science was always focused on aiding human actors at performing tasks (Caramia and Felici, 2006; Tell, 1992; Ortner, 1991; Lavbič et al., 2010). In this paper, Panorama as an implementation of our approach to support human actors in information management and software development will be discussed. Panorama is based on principles of associative thinking and it supports inclusion of various data structures that compound our information space and facilitates traversing through data by following associations. This concept is based on the human observation of the environment and its context – the complete information about selected object is available at certain time with a possibility of

further exploration of related concepts through associations. The present paper presents Panorama approach with object recognition process, based on context + focus information visualization techniques (Ware, 2004), that starts with observation and perception of the environment and continues with context of observed object. This paper also addresses how software development is facilitated with Panorama tool. There a user can develop, use and maintain an information system that would suit his/her needs for information management without an extensive technical knowledge. The advantage of Panorama is in its efficient coding of information with the principle of searching for information introduced in our solution being very similar to human information processing within memory system. Panorama's main goal is to facilitate the process of transferring concepts from long-term memory to short-term memory by associations (Ware, 2004; Atkinson and Shiffrin, 1968; Waugh and Norman, 1965) among concepts that user can freely traverse. The emphasis is given to intuitive user interface (Obrenović and Starčević, 2006) that enables user with minimal technical skills to start browsing and building the information space without extensive previous training. The ideas of Memex (Chakrabarti et al., 2000; Cole et al., 2002; Bush, 1945), associations, context + focus techniques and particularly frames had a profound influence on our notion of how Panorama was designed and implemented. Panorama follows those concepts and presents an approach in presenting data based on principles of associative thinking. In employing Panorama approach for information system development several good practices from existing object-oriented, rapid development and peopleoriented methodologies were considered, while considering low level of IT expertise required for development.

The remainder of this paper is structured as follows. In section 2, an overview of our approach to implementation of information systems is given. The following section 3 includes detailed comparison of Panorama approach and similar approaches in different themes in information systems development. An experiment is also presented that compares Panorama approach to object-oriented approach on selected use cases. This is followed by the final section that presents the conclusions and plans for future work.

2 Panorama approach

In the following section first architecture of Panorama will be introduced with elements of data vocabulary and traversing the information space. Then some aspects of Panorama, as input and reporting module, will be discussed with other elements of panoramic view on data. This section will also present information system development with Panorama approach. After short comparison to existing approaches detail steps will be depicted and their impact on the process.

The distinct value of Panorama approach is in supporting tool Panorama that is used throughout the process – in development and in using the implemented system. When developing information system Panorama facilitates definition of data vocabulary and enables automatic transformation of logical model to implementation model and therefore minimizes the required technical knowledge of users. By enabling this transformation in Panorama approach users don't deal with programming phase, but rather put more attention to analysis and design. After successful implementation of information system, Panorama serves as intuitive user interface with employing of design patterns (Ahmed and Ashraf, 2007) and enabling traversing the information space by following associations and focus + context visualization techniques that improve user experience.

2.1 Data vocabulary and traversing the information space

Panorama has a two-layer architecture. The top layer is the data vocabulary containing all information about concepts being used. Data vocabulary serves for creating underlying tables with all fields corresponding to data vocabulary definition including fields that bind tables with links. Data vocabulary characterizes objects of classes and describes possible interconnections of objects from different classes. Based on the content of data vocabulary Panorama "interprets" individual attributes and presents appropriate visualization to the user.

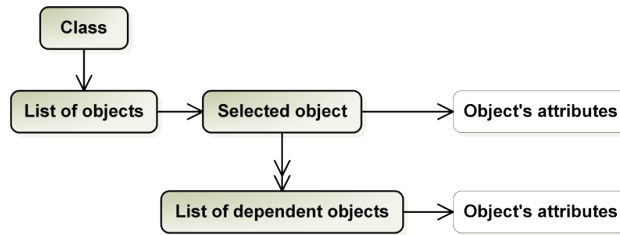


Figure 1: Panorama's 5 dimensional space

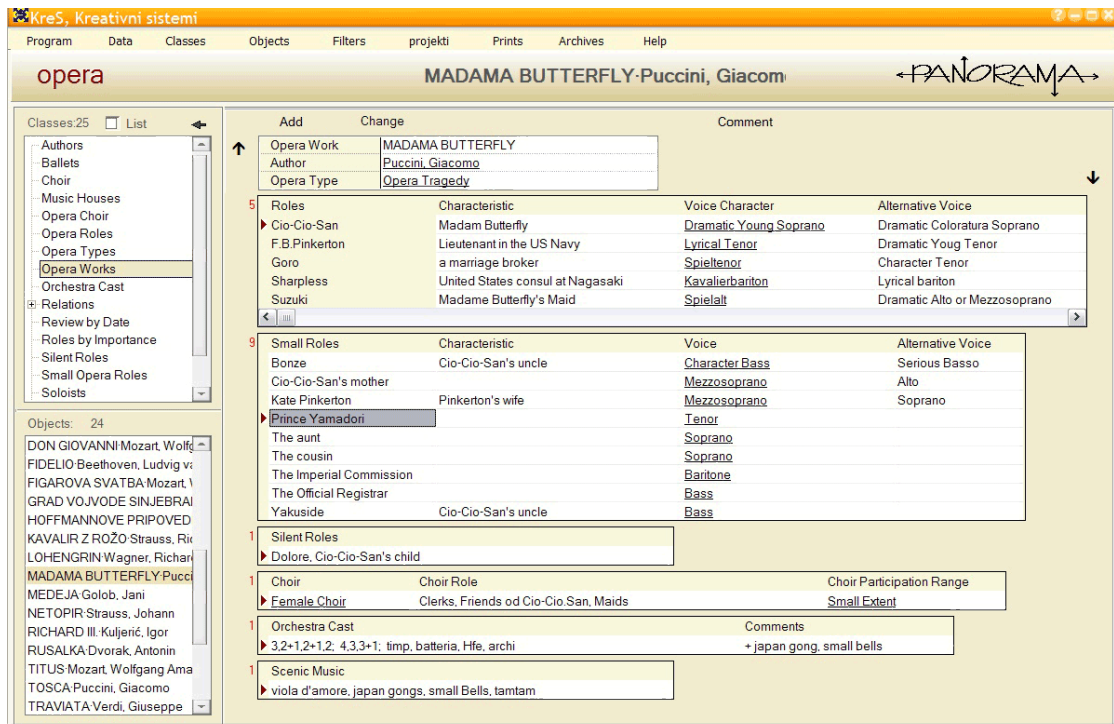


Figure 2: Panorama's user interface

Panorama's advantage is in **bidirectional nature of links** in opposite to unidirectional links in documents for example found on the internet. Panorama is using network data structure with all input and output links indexed thus providing fast and elegant data retrieval. User has the possibility to compare level of authority, i.e. number of incoming links, just by clicking neighbour records of the same class and after choosing one of them he can enable filter on selected record to broaden record which are shown in subsequent search.

When using Panorama user deals with 5-dimensional space as depicted in Figure 1. It follows a visual information-seeking mantra for designers (Tergan and Keller, 2005): overview first, zoom and filter, then details-on-demand. User interface supports traversing through this multi-dimensional space and is furthermore divided into two parts (Figure 2):

- on the left hand side are selection windows for setting restrictions and
- on the right hand side is the viewing window for displaying the observed object and its context.

Selection windows contain a list of **classes**, **objects** and **filters**. With the selection of a class (1st dimension), list of objects (2nd dimension) is simultaneously updated.

The class interconnection is the way of changing point of view of data. Record attributes that belong to class interconnection data type are implemented as links between data records. All links in Panorama are

bidirectional so the user can jump to records in both directions. Jump to record pointed to by selected link opens new possibilities for link selection and further data investigation. There is no need to go back in the tree of selected choices to change the path of investigation as is the case in tree data structure.

In Figure 2 an example of opera works, developed by one of the world famous conductors using Panorama tools is presented. When one selects class Opera Works, the list of operas Don Giovanni, Fidelio, Figaro's wedding and others is displayed. Furthermore, by selecting the object (Madame Butterfly in our example), all the related data within its context is displayed in **viewing window**. This first of all includes object's attributes (3rd dimension) and the list of dependent objects (4th dimension) with its attributes (5th dimension) respectively. Object's attribute in our examples is Opera Work Madam Butterfly while dependant objects are objects from various classes - Roles (Cio-Cio-San, F. B. Pinkerton etc.), Small Roles (Bonze, Cio-Cio-San's mother etc.), Silent Roles (Dolore, Cio-Cio-San's child), Choir (Female Choir), Orchestra Cast and Scenic Music. All record links are displayed underlined.

Traversing from one information node to another is feasible simply by a mouse click on a selected concept that consequently becomes the new object of observation. As aforesaid one of the key elements of Panorama are bidirectional links. They enable unlimited traversal across information space. The observed object can also be marked as anchor which denotes that, while traversing through related links is limited only to selected object.

The starting point for all mechanisms in Panorama that facilitate traversing from one object to another is in the design of specially structured database that enables to establish n-way relationships between objects and support object recognition process. Objects within the context of observation are stored in the database and grouped into classes of objects. All objects, instances of selected class, share the same set of properties, but differ in values of attributes. Among multi-value attributes, linking attributes can be found and they represent a connection between object of observation and its neighbourhood. Database used in Panorama is based on concepts of relational databases (RDB) (Codd, 1970; Dietrich, 2004) with functionalities of object oriented databases (OODB) (Kim, 1990; Bernstein, 1998). Access to data in OODB can be faster because joins are often not needed (as in a tabular implementation of a RDB). This is because an object can be retrieved directly by following pointers and without a search. At the ground level navigational databases approach (Jutla et al., 1999) is followed which incorporates both the network model and hierarchical model of database interfaces. Navigational techniques use pointers and paths to navigate among data records. This is in contrast to the relational model (implemented in RDB), which strives to use declarative or logic programming techniques where system is being queried for result instead of being navigated to.

Panorama enables a simple definition of relationships between objects, without restrictions in quantity. Objects in Panorama can be linked in the following ways:

- **1:1** or **1:n** relationship by a pointer attribute that is a member of source object's set of attributes. Panorama uses this type of relationship for defining **links**. For example: compositions can have the same title (Symphony No. 1), but different authors (Ludwig van Beethoven, Johannes Brahms etc.). When traversing through information space, Panorama offers a list of all known authors of selected compositions and on the other hand all compositions of each author are displayed regarding to the context.
- **m:n** relationship can be established by an intermediate class or an object and in its simplest form the intermediate object contains a two pointer attribute, forming the concatenated key of the object.
- **m:n:q** relationship (and subsequent cardinalities of relationships) can also be established by intermediate objects. The key is formed from concatenation of pointers and cardinality equals to number of relationships. Intermediate objects behave as normal objects and can be linked to subsequent relationships as basic objects can. They have their own identity and cannot be fully accessible through concatenated key. The multiple relationships with cardinality two or more represent the **information node**.

So far data vocabulary design of Panorama and structure of user interface was presented, but this is only a prerequisite for computer aided associative thinking process that is performed by the user.

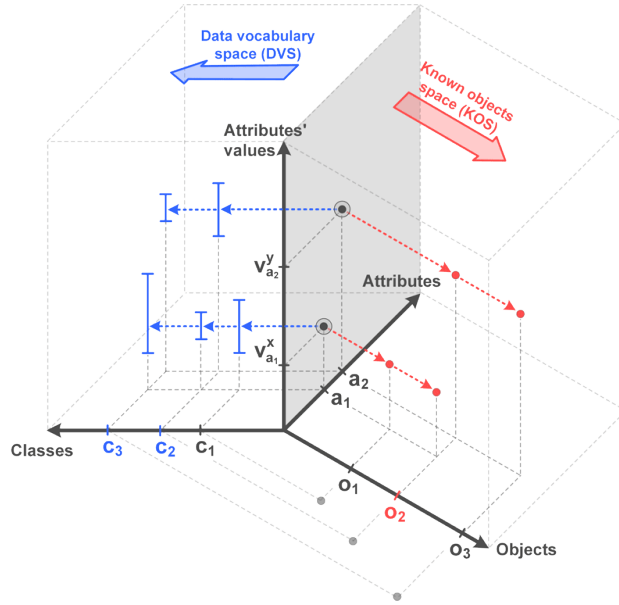


Figure 3: Object recognition process in information space

2.2 Panoramic view on data

Besides controlled input of data and reporting module, Panorama also offers user friendly, easy to use, intuitive interface for data review and for traversing the information space. In ordinary applications all these functionalities have yet to be programmed.

Computer aided associative thinking process supported in Panorama is based on object recognition process (see Figure 3) that starts with observation and perception of the environment. When observing the surrounding environment the focus is on the specific object of observation, nevertheless all the neighbouring objects are also comprehended. Therefore the context of the observed object is identified by the set of objects in the neighbourhood of that object. Classification of objects into classes is based on the equality of attributes' sets (and interval of values) that belong to respective objects from a set of objects.

The question that arises is what kind of mechanism to use for neighbourhood observation and how to recognize each object based upon their attributes? Obviously all information about classes, their attributes and possible values for each of the attributes is stored somewhere in our brains. This leads to the conclusion that we need a very powerful data vocabulary, progressive by quantity of stored information and by search methods and data classification. When a new object is noticed, visible attributes of the object are perceived and we try to find a match in our data vocabulary. The pattern of recognized attributes defines the most probable class that the object belongs to. In some cases further analysis of other attributes is needed to confirm the correct class membership or to classify object into different class.

In Panorama object recognition is based on information residing in two information spaces (see Figure 3):

- **data vocabulary space (DVS)** and
- **known object space (KOS).**

The techniques used for recognition of new objects and traversing through information space are based on several techniques in information visualization (Ware, 2004), especially overview + detail and focus + context approaches.

The simplicity of usage is one of the key elements of Panorama, because target users are users with very little technical knowledge of details in implementation. Querying complex data structures is based on intuitive graphical interface, whereas Panorama does not use query language to explore the information space, but

it's rather based on drag-and-drop approach by selecting objects with a mouse. This leads to the following advantages:

- **User doesn't need to be familiar with the query language such as SQL** (similar approach to Query-by-Example and Visual Query Builder methods).
- **There is no need for being familiar with the data structure**, where in navigational approach users not need to know the names of appropriate attributes to build a query, because a user only follows associations.
- For traversing the information space, **user also does not need to know the problem domain fully**.

A major disadvantage of using query languages is responding with “no result found” message to user in case of a false condition. User is not interested in what cannot be found, but only wants to know what is available. With the use of Panorama and traversal that it supports it is impossible to make a wrong turn to an empty information space.

The problems introduced are solved with intuitive user interface – display of multiple concepts with filtered data that are in direct relationship with observed object. Traversing through information does not require entering commands, but only to follow the links that represent a connection with linked objects. The traversal is feasible in all directions and not limited by iteration. To facilitate quick start usage of Panorama, several import options exist. Data can be imported for selected class from multiple sources, while Panorama will recognize the input structure and display it to the user who can take appropriate actions. To maintain high level of adaptability, filters and anchors are also available to help the user in coping with the large amount of information and the appropriate formatting and displaying at latter to the screen. Filter is used to simply restrict our traversal through information space, so we can focus only on desired concepts. Anchor can be set for multiple classes and it limits the displaying of objects of selected classes only. For integration with other applications various types (screen, printer, clipboard or file – Excel, DBF, SQL, HTML, XML, TXT, RTF, PDF) of exports are available. The common quality of creating reports is the analogy with traversing the information space. Report can simply be defined for selected object of observation and its context or list of objects with applied restrictions. Again, no technical knowledge is required in a form of entering query expressions, but simply by selecting appropriate restrictions from data vocabulary.

2.3 Panorama and IS development

The general approach to developing information systems is the Information Systems Development Life Cycle (SDLC) (Rob, 2006; Avison and Fitzgerald, 2006). Although there are many variants, it has the following basic structure:

1. feasibility study,
2. system investigation,
3. systems analysis,
4. systems design stage,
5. implementation and
6. review and maintenance.

The use of methodology improves the practice of information systems development, but due to dynamic environment and constantly changing requirements it's hard to adopt only one approach with strictly defined phases, techniques and tools. Panorama with its novel approach to developing information systems follows examples mainly from **Object-oriented methodologies** (Rob, 2006; Coad and Yourdon, 1990; Jacobson et al., 1999), **Rapid development methodologies** (Martin, 1991; Jeffries et al., 2000; Vidgen et al., 2002; Milosavljević and Perišić, 2004), **People-oriented methodologies** (Schreiber et al., 1999; Griggs et al., 2002; Smaizys and Vasilecas, 2009) and **Model-Driven approach** (Gonzales-Perez and Henderson-Sellers, 2007; Frankel, 2003).

Panorama also includes some aspects of Method Engineering (ME). ME, sometimes referred to as methodology engineering, is the process of designing, constructing, and merging methods and techniques to support

information systems development (Brinkkemper, 1996; Vavpotič and Bajec, 2009). ME is especially important in IS development as it is a sign of progress in the adaptation of methodologies to changing IS/IT environments and progress in methodology design itself. ME is often associated with the hierarchical and bureaucratic approaches of the 1980s as techniques were combined to form meta-methodologies. Normally it is concerned with the blending of methods and techniques into a methodology or framework. However, according to (Avison and Fitzgerald, 2006; Henderson-Sellers and Ralyte, 2010), its most recent form is Enterprise resource planning (ERP) systems, which are combinations of application types rather than methods and techniques. There are also other known advances in ME such as The OPEN Process Framework (OPF) (Henderson-Sellers, 2000) and the ISO/IEC 24744 international standard (ISO/IEC-24744, 2007).

The essential building blocks of information systems in object-oriented methodologies are captured by defining objects – both data and process encapsulated together. The resemblance with using Panorama for observation and perception of the environment can be found especially in Object-Oriented Analysis (OOA). In OOA five major activities exist: finding classes and objects, identifying structures, identifying subjects, defining attributes and defining services. The end result of finding classes and objects is a set of relevant classes, and for each class the associated objects modelled using the appropriate conventions. The second activity organizes basic classes and objects into hierarchies that will enable the benefits of inheritance. Afterwards, identifying subjects reduces the complexity of the model produced so far by dividing or grouping into more manageable and understandable subject areas. According to OOA, objects are composed of data and processing, where defining attributes defines the data and defining services defines the processing. The similar process is also conducted when building data vocabulary in Panorama. Implementation (step 5) and review and maintenance (step 6) in SDLC represent the majority of the time spent on project development (Lajovic, 2005). To successfully complete projects that don't require a lot of calculation and don't emphasize process oriented aspects (e.g. office management, CRM or record management), Panorama offers a fast and efficient way. The first four phases (feasibility study, system integration, systems analysis and systems design) from SDLC are always present, because the development is not feasible without presence of requirements and designs. Panorama on the other hand tries to minimize the impact of phases 5 and 6 on the time required for completing the project. Our solution contains required mechanisms for updating and printing the content of data vocabulary and also controlled input of data with referential integrity checking. This leads to avoidance of the major part of the work that has to be done in implementation and review and maintenance phase. Furthermore the vast majority of complications are also avoided:

- The lack of communication between designers and programmers leads to misunderstandings.
- Data model doesn't cover all the requirements.
- The final application is not fully tested and it contains several bugs.
- Subsequent changes to the application, based on the requirements defined after the completion of the project etc.

Guidelines similar to those of Panorama's can also be found in Rapid development methodologies, whereas Rapid Application Development (RAD) is a response to the need to develop information systems more quickly (Avison and Fitzgerald, 2006) because of rapidly changing business requirements. James Martin's RAD (JMRAD) and Web IS development methodology (WISDM) place emphasis on the early stages of systems development as is the case of using Panorama. This concerns the definition of requirements, analysis and design with the use of a language that is of the business and the users, rather than the more technical language of information systems. As mentioned before, common guidelines can also be found in People-oriented methodologies, particularly in KADS, CommonKADS and End-user computing (EUC). People-oriented methodologies encompass the socio-technical view that, in order to be effective, the technology must fit closely with the social and organizational factors in the application domain. These methodologies are people oriented in the sense that they attempt to capture the expertise and knowledge of people in the organization. They emphasize the importance of knowledge management and leverage knowledge as an important organizational resource. Knowledge, the ability to use information in action for a particular purpose, is even more important than information, which is more commonplace. Panorama in some aspects follows End-user computing paradigm, found in people oriented themes, where application is developed by non-specialist IT people, particularly in the form of spread-sheets. Main advantages are an effective way of providing some functionality of the information systems in organizations and an increase in user satisfaction. As Method Engineering

emphasizes usage of best practices from systems development, Panorama can also be analysed using this perspective, but it is limited to data oriented approaches. While Method Engineering approaches (i.e. OPF) mainly focus on the process (framework, libraries, reusable methods, usage guidelines), thou also mention tools, Panorama is rather focused on the tool support that follows proposed approach.

We can therefore conclude that Panorama follows a kind of knowledgeengineering methodology with iterative approach and following next steps:

1. Determination of the domain,
2. Identification and grouping of information (project definition),
 1. Assembling of important concepts,
 2. Defining classes,
 3. Defining attributes and relationships and
3. Using the project.

We start with defining the domain and scope (step 1) which coincides with step 1 from SDLC. This includes the determination of the problem domain, type of questions that the Panorama model should provide answers to, users responsible for using and maintaining data vocabulary and known objects space etc.

Step 2 deals with construction of data vocabulary that characterizes objects of classes and describes possible interconnections of objects from different classes. Based on the content of data vocabulary, Panorama interprets individual attributes and presents appropriate visualization to the user. Defining data vocabulary is furthermore consisted of three sub steps: assembling of important concepts, defining the classes and defining the properties.

In assembling of important concepts the main concepts are identified, what properties those concepts have and what would we like to say about them. It is important to get a comprehensive list of concepts without paying special attention to overlaps between concepts they represent, relationships among the concepts and properties.

The next action is to define the classes which are used to group objects with the same properties. When classes are described they alone don't provide enough information to answer the questions from step 1, therefore we must describe the internal structure of concepts.

The phase of defining classes has already selected classes from the list created in step 2.1. Most of the remaining concepts are likely to be attributes of these classes, mandatory or optional. Besides these proprietary attributes, each object also consists of a set of additional attributes that position selected object in space and time. By defining relationships among concepts we define foundation for Panorama to enable traversing through information space. Actions that have been made so far have roughly covered steps 2 to 5 in SDLC and prepared all the necessary requirements to start using Panorama. By using Panorama we consider entering new data or defining known objects space (step 3). This requires selecting a class, creating individual instance of that class and filling in perceived attributes.

Panorama tool offers users complete support in using this approach. In initial steps users define data vocabulary with all the restrictions that apply. The tool supports building data vocabulary from scratch and also importing data from several resources. When data vocabulary is defined user can enter all the restrictions that apply and finally couple this schema with actual data again from scratch or from various data sources. At this stage the use of the project starts where Panorama deals with all translations from abstract concepts in data vocabulary to actual implementation at the information system level. The traversal through information space is supported by intuitive user interface which does not require users to learn query language.

3 Evaluation

In the evaluation part of this research we tackled the following research questions:

1. How does developing computer software with Panorama approach differs from existing, especially object-oriented approaches?
2. What are the problem domains where application of Panorama approach is the most feasible?
3. What is the impact of Panorama approach regarding time and technical knowledge of users for completing the software development life cycle?

First a comparison between Panorama approach, STRADIS, SSADM, IE, DSDM, OOA and RUP was conducted following framework for comparing methodologies defined in (Avison and Fitzgerald, 2006). Based on the findings from that comparison an experiment was carried out with 4 experts and 24 students as raters, who rated 2 problem domains and 2 approaches. Raters heuristically evaluated the required a priori knowledge for each of the approaches and time required to complete individual phase was measured.

3.1 Comparison of approaches

3.1.1 Method

We are aware that Panorama approach is not a methodology, because a methodology encompasses much more than an approach. Nevertheless the framework mentioned before is still appropriate due to its very generic design. There are several questions that need to be answered to give a complete comparison:

- What are the underlying philosophical assumptions of the methodology? What makes it a legitimate approach?
- What particular skills are required of the participants?
- What representation, abstractions, and models are employed?
- What aspects of the development process does the methodology cover?
- What is the focus of the methodology? Is it, for example, people-, data-, process-, and/or problem-oriented? Does it address organizational and strategic issues?

Besides Panorama approach six other approaches from different themes in information systems development were considered for comparison as follows:

- **Structured Analysis, Design and Implementation of Information Systems (STRADIS)** from process-oriented methodologies,
- **Structured Systems Analysis and Design Method (SSADM)** from blended methodologies,
- **Information Engineering (IE)** from blended methodologies,
- **Dynamic Systems Development Method (DSDM)** from rapid development methodologies,
- **Object-Oriented Analysis (OOA)** from object-oriented methodologies and
- **Rational Unified Process (RUP)** from object-oriented methodologies.

Each of the seven selected approaches was discussed and mutually compared according to elements of the framework for comparing methodologies.

3.1.2 Results

There are number of sub elements to **philosophy** which we will examine in turn. The first sub element is paradigm where science and systems paradigm are identified as to be of critical importance. In science paradigm complexity is handled through reductionism, breaking things down into smaller and smaller parts for examination and explanation. In systems paradigm concern is for the whole picture, the emergent properties (e.g. the whole is greater than the sum of parts), and the interrelationships between parts of the whole. All approaches (STRADIS, SSADM, IE, DSDM, OOA, RUP and Panorama) follow science paradigm with clear reductionist approach and they all accept the ontological position of realism. They all argue that universe comprises objectively given, immutable objects and structure, whereas these exist as empirical entities, on their own, independent of the observer's appreciation of them. One of fairly obvious clue to the methodology philosophy is the stated objectives. DSDM, although often resulting in the design of computer systems, is sometimes used to address organizational or general problemsolving issues. STRADIS, SSADM, IE, OOA

and RUP all claim that they are not general problem-solving methodologies, but have clear objectives to develop computerized information systems. Panorama is also not general problem-solving approach, but its objective is to combine very heterogeneous information into a stable and networked computerized information system. Very important aspect is to enable display of object and its context and enable two-way interactions with objects from the context. The third factor relating to philosophy is the domain of situations that methodologies address. IE is identified as being of the planning, organization, and strategy type. It is an approach adopting the philosophy that an organization needs a strategic plan in order to function effectively, and that success is related to the identification of information systems that will benefit the organization and help achieve its strategic objectives. STRADIS, SSADM, DSDM, OOA and RUP are classified as specific problem-solving methodologies; i.e. they do not focus on identifying systems required by the organization but begin by assuming that a specific problem is to be addressed. Panorama can like others also be classified as specific problem-solving methodologies with distinct top-down approach and identification of organization's focus. It is also important to notice that Panorama is not intended for process oriented domains. Most methodologies appear to claim to be general purpose. OOA and RUP are considered to be general purpose, although it is suggested that they are not very helpful for simple, limited systems or systems with only a few class & objects. STRADIS is also stated to be general purpose and applicable to any size of system, yet the main technique is data flow diagramming, which is not particularly suitable for all types of application, for example, the development of management information systems or web-based systems. SSADM and also STRADIS, IE, OOA and RUP have all been designed primarily for use in large organizations. Panorama is intended to help develop information systems in smaller environments or where the target system is PC-based. It is particularly suitable for the following types of application – office management, CRM, record management, planning, maintenance; and various user types, including management level.

The second element of the framework, the **model**, can be investigated in terms of the type of model, the levels of abstraction of the model, and the orientation or focus of the model. The primary process model used is the data flow diagram and it can be found in STRADIS, while in SSADM is an important model, although not the only one. It is also present in IE, but play a less significant role than, for example, in STRADIS. The data flow diagram is predominantly a process model, and data are only modeled as a by-product of the processes. In OOA and RUP the basic models are in integration of both process and data orientation, often in the same diagram, which is a key element of the object-oriented approach. Panorama in contrast to other approaches uses data-oriented modeling approach such as ER model whereas process orientation is not handled as an important aspect.

The third element of the framework is that of the **techniques and tools** that a methodology employs. STRADIS is an example of a methodology which is largely described in terms of its techniques. A methodology which advocates the clear separation of the modeling of data and processes is SSADM. OOA and RUP use object-oriented techniques and models or models that incorporate the essential combination of data and process. Tools range from simple drawing tools through to tools supporting the whole development process, including prototyping, project management, code generation, simulation and so on. IE explicitly suggest that the techniques are not fundamental part of the methodology and that the current recommended techniques can be replaced. Panorama approach is mainly presented in a view of a tool that is used in throughout the development process by developers and users and as a final product by users. It supports the complete lifecycle of software development and is also deployed to a client and plays a vital role as a toolset which encompasses model, editor, reports, graphics screen interfaces, code and database generators, configuration tools etc.

Scope is an indication of the stages of the life cycle of stems development which the methodology covers (0 – it does not mention, 1 – briefly mentioned, 2 – address the area, 3 – covers the stage in some detail) and is presented in the following Table 1.

The main focus of most compared methodologies is at the analysis and design stages, while maintenance is by far the worst covered stage. Panorama is also very strong in analysis and design phase but it also addresses maintenance.

The next element in the framework evaluates the **deliverables** at each stage and, in particular, the nature of the final deliverable. This can vary from being an analysis specification to a working implementation of a

Table 1: Scope comparison of different software development approaches

Stage	STRADIS	SSADM	IE	DSDM	OOA	RUP	Panorama
Strategy	0	2	3	2	0	1	0
Feasibility	3	3	2	3	0	2	1
Analysis	3	3	3	3	3	3	3
Logical design	3	3	3	3	3	3	3
Physical design	3	3	3	3	2	3	3
Programming	2	0	2	2	0	2	3
Testing	2	0	3	2	0	3	2
Implementation	1	2	2	2	0	3	3
Evaluation	1	1	2	0	0	2	0
Maintenance	0	0	1	0	0	0	1

system and all its related procedures. STRADIS, SSADM, IE, DSDM, OOA and RUP all include analysis and design specification, while STRADIS, SSADM, IE, DSDM and RUP also cover working implementation of a system. In Panorama approach the emphasis is on working implementation of a system while products at the end of phases include a working version of logical model and data vocabulary.

The background of the methodology broadly identifies its origins in terms of academic or commercial. STRADIS, SSADM, IE, DSSDM, OOA and Panorama lie in the commercial sphere, whereas RUP has academic backgrounds. There is a view that commercial methodologies are not in as widespread use as is claimed but finding evidence is difficult. According to a research (Avison and Fitzgerald, 2006) 57% of organizations were using a systems development methodology, but, of these, only 11% used a commercial development methodology, 30% used a commercial methodology adapted for in-house use, and 59% a methodology which was internally developed and not based on an a commercial methodology. Panorama approach has a wide user base among different levels in organizations. Because of its design it is interesting to point out that is especially suitable for less technically oriented users.

The traditional view of information systems development is that a specialist team of professional systems analysts and designers perform the analysis and design aspects and professional programmers design the programs and write the code. Although the exact roles have different names, in general systems development is undertaken by professional technical developers. This view is taken by STRADIS, SSADM, IE, DSDM, OOA and RUP. Panorama takes a different view, and users have a much more active role by following JAD (Joint Application Design) which includes domain experts and professional technical developers. Therefore in Panorama, the users are directly involved in the analysis and design with the professional analysts as consultants. It has turned out, as seen in the following experiment, that leaving out analysis of current state could have beneficial consequences. In almost all methodologies considerable training and experience is necessary for at least some of the players. This may significantly increase the time and costs required to develop a project. With Panorama time required for implementation is very short because majority of features are automatically built from data vocabulary.

The last element of the framework is what purchasers actually get for their money. This may consist of software, written documentation, an agreed number of hours' training, a telephone help service, and consultancy etc. With SSADM the product is large and copious sets of manuals. RUP has a range of documents, books, and specifications but also has a multimedia website, and indeed claims that the methodology product is actually delivered using this web technology. Panorama approach produces two types of products:

- a tool that facilitates software development and is at later stage also used on a client side as implementation and
- the project, based on JAD approach together with documentation.

Table 2: Comparison of software development approaches (abbreviations used are further explained in the text, following the table)

	STRADIS	SSADM	IE	DSDM	OOA	RUP	Panorama
1. Philosophy							
a) Paradigm	Pa-1	Pa-1	Pa-1	Pa-1	Pa-1	Pa-1	Pa-1
b) Objectives	Ob-1	Ob-1	Ob-1	Ob-2	Ob-1	Ob-1	Ob-3
c) Domain	Do-1	Do-1	Do-2	Do-1	Do-1	Do-1	Do-3
d) Target	Ta-1	Ta-1	Ta-1	Ta-1	Ta-1	Ta-1	Ta-2
2. Model	Mo-1	Mo-2	Mo-2	Mo-3	Mo-4	Mo-4	Mo-5
3. Techniques and tools	TT-1	TT-2	TT-3	TT-4	TT-5	TT-6	TT-7
4. Scope	Sc-1	Sc-2	Sc-3	Sc-4	Sc-5	Sc-6	Sc-7
5. Outputs	Ou-1	Ou-1	Ou-1	Ou-1	Ou-1	Ou-1	Ou-2
6. Practice							
a) Background	Bg-1	Bg-1	Bg-1	Bg-1	Bg-1	Bg-2	Bg-1, Bg-2
b) User base	Us-1	Us-1	Us-1	Us-1	Us-1	Us-1	Us-2
c) Participants	Ba-1	Ba-1	Ba-1	Ba-1, Ba-2	Ba-1	Ba-1	Ba-1, Ba-2
7. Product	Pr-1	Pr-2	Pr-1	Pr-1	Pr-1	Pr-3	Pr-4

3.1.3 Discussion

The following table summarizes the view about comparing selected methodologies. It can be argued that several differences exist among approaches, which is expected, because of their origin in different themes in information systems development.

Panorama stands out especially because of its data-oriented model and very strong orientation into a working implementation of a system with object and its context visualization approaches (see Table 2).

Abbreviations used in the Table 2 are as follows:

- **Paradigm:**
 - (Pa-1) Science paradigm, clear reductionist approach, acceptance of the ontological position of realism.
- **Objectives:**
 - (Ob-1) Not a general problem-solving methodology, but as having clear objectives to develop computerized information systems.
 - (Ob-2) Often resulting in the design of computer systems, but is still sometimes used to address general problem-solving issues.
 - (Ob-3) Not a general problem-solving approach, but to combine very heterogeneous information into networked IS.
- **Domain:**
 - (Do-1) Specific problem-solving methodologies. Do not focus on identifying the systems required by the organization but begin by assuming that a specific problem is to be addressed.
 - (Do-2) Planning, organization and strategy type, where organization needs a strategic plan in order to function effectively.
 - (Do-3) Specific problem-solving approach. Not intended for process oriented domains.
- **Target:**
 - (Ta-1) General purpose, primarily designed for use in large organizations,
 - (Ta-2) Smaller environments, especially office management, CRM, record management, planning, project management, maintenance etc.
- **Model:**
 - (Mo-1) Data flow diagram is the primary process model,

- (Mo-2) Data flow diagram is an important (although not only one) model,
- (Mo-3) Usually data flow diagram and data oriented model,
- (Mo-4) The basic model is an integration of both process and data orientation, often in the same diagram, which is a key element of the object-orient approach.
- (Mo-5) Data-oriented model.
- **Techniques and tools:**
 - (TT-1) Largely described in terms of techniques,
 - (TT-2) Clear separation of modeling of data and processes. Recommend the tools to some degree.
 - (TT-3) Techniques are not fundamental part.
 - (TT-4) No specific tools are recommended,
 - (TT-5) OO techniques. Tools might be helpful but are not necessarily essential.
 - (TT-6) OO techniques. Process should not be contemplated without the use of tools, the process being too complicated and time consuming.
 - (TT-7) ER model as primary technique and mainly presented in a view of a tool Panorama.
- **Scope:**
 - (Sc-1) Feasibility, analysis, logical and physical design are covered in detail. Programming and testing are addressed. Implementation and evaluation are only briefly mentioned.
 - (Sc-2) Feasibility, analysis, logical and physical design are covered in detail. Strategy and implementation are addressed. Evaluation is only briefly mentioned.
 - (Sc-3) Strategy, analysis, logical and physical design and testing are covered in detail. Feasibility, programming, implementation and evaluation are addressed. Maintenance is briefly mentioned.
 - (Sc-4) Feasibility, analysis, logical and physical design are covered in detail. Strategy, programming, testing and implementation are addressed.
 - (Sc-5) Analysis and logical design are covered in detail. Physical design is addressed.
 - (Sc-6) Analysis, logical and physical design, testing, implementation and evaluation are covered in detail. Feasibility and programming are addressed. Strategy is only briefly mentioned.
 - (Sc-7) Analysis, logical and physical design, programming, and implementation are covered in detail. Testing is addressed. Feasibility and maintenance are only briefly mentioned.
- **Outputs:**
 - (Ou-1) Analysis and design specification and working implementation of a system and
 - (Ou-2) Working version of logical model and data vocabulary and working implementation of a system.
- **Background:**
 - (Bg-1) Commercial and
 - (Bg-2) Academic.
- **User base:**
 - (Us-1) Various and numerous and
 - (Us-2) Small.
- **Participants:**
 - (Ba-1) Professional technical developers and
 - (Ba-2) Business users.
- **Product:**
 - (Pr-1) Documentation,
 - (Pr-2) Large and copious sets of manuals,
 - (Pr-3) Range of documents, books, specifications and a multimedia website and
 - (Pr-4) Tool, project implementation and documentation.

Based on these findings an experiment was conducted to measure the effectiveness of object-oriented (OO) and Panorama approach on two selected domains, as those approaches share the most commonalities and OO approach is one of the most widespread in information system development.

Table 3: Procedure of conducting experiment

	Object-oriented approach	Panorama approach
Step 1: Use case C_1	group A	group B
Step 2: Use case C_2	group B	group A

3.2 Experiment

3.2.1 Method

Altogether 28 members were chosen to conduct the experiment. 4 members (P_1 to P_4) from University of Ljubljana, Faculty of Computer and Information Systems, Information Systems laboratory and 24 students (S_1 to S_{24}) that attended undergraduate program at the same University. Evaluators P_1 to P_4 were experts in software development and had extensive practical experience with object-oriented software development, while evaluators S_1 to S_{24} were users without extensive technical knowledge and inexperienced in software development. Panorama approach was presented to all evaluators before conducting the experiment, because none of them had any previous experience.

Before engaging the experiment all evaluators were randomly divided into two groups A and B of equal size and the same ratio among experts and students. This resulted in individual groups containing 2 expert members and 12 students. Each of the group had to evaluate both Object-oriented and Panorama approach, but in turn in different problem domain.

For evaluation purposes two fairly simple use cases C_1 and C_2 were identified. Use case C_1 is concerned about **information system support for cinemas**, whereas information about cinema halls, timetables, movies, genres and customer’s preferred seats by each cinema hall has to be available. Several functionalities had to be implemented, including performing analyses by customer to see which movie genre are they interested in, when they go to the cinema etc. Use C_2 deals with **information support for mobile operators billing**. Support for bundled services, customers, packages, bill detail types, conversation rates and subscription fees had to be captured. Master-detail view on the expenses related to customer has to be supported to enable further analyses of rating information.

Each group of participants (A and B) was requested to implement use cases C_1 and C_2 using Object-oriented and Panorama approach. The requirements of cases C_1 and C_2 were described in detail with the natural language. Participants had a goal to produce a working computer program following given use case and accompanying documentation. In the last phase of Software Development lifecycle – Evaluation, all results from participants were independently double-blind evaluated by domain experts according to the original objectives and requirements. If these requests were not met, users were required to repair their solution and if afterwards the solution was still inadequate, the participant (P_1 to P_4 and S_1 to S_{24}) was excluded from the analysis. Due to this issue three participants were excluded from the set of raters which resulted in reduced number of participants from 27 to 24.

With Object-oriented approach PowerDesigner tool was used in analysis and design phase for user requirements analysis and logical design of the system. UML modeling notation was used to capture and define the problem domain (use case diagrams, class diagrams etc.). Eclipse development environment with a Microsoft SQL Server database was used in the programming phase. For Panorama approach Panorama tool was used throughout the software development cycle, following steps defined in section 2.3.

The experiment was then performed in two steps (see Table 3). First group A implemented case study C_1 using Object-oriented approach, while group B implemented case study C_1 using Panorama approach. In second step roles have been reversed and group B implemented C_2 using object-oriented approach and group A implemented C_2 using Panorama approach.

For each participant several elements were measured, from time required to complete each stage of software development lifecycle, final outputs and artifacts between the stages and at the end whether the requirements

Table 4: Questionnaire for measuring the development process

	Time spent [min]	Outputs
Analysis		
Includes user requirements analysis.		
Logical design		
Design independent of physical environment.		
Physical design		
Programming		
Physical development of the system.		
Testing		
Planning as well as the testing of systems, programs, and procedures.		
Implementation		
Planning and implementation of technical, social, and organizational aspects.		
Evaluation		
Measurement and evaluation of the implemented system and a comparison with the original objectives.		

Table 5: Hypotheses of the experiment

H_1	Time spent to complete software development of selected use cases is shorter with Panorama than object-oriented approach.
H_2	Panorama puts emphasis on analysis, logical design and testing, while objectoriented approach on physical design and programming.
H_3	Panorama is more appropriate for domains with static (data oriented) rather than dynamic (process oriented) components.
H_4	With Panorama approach in contrast to object-oriented approach, users are more encouraged to participate, required technical knowledge for development is lower, introducing additional functionalities is less demanding and the approach is easier to learn.

were met.

The phases of the Software Development approach were evaluated on a time consumption and output basis. In analysis users were required to get familiar with problem domain and no special outputs were requested from this phase. In logical design users had to capture the requirements in selected notation (UML use case and class diagrams for Object-oriented approach and business vocabulary in Panorama). In physical design transformation of logical into physical model is required when specific environment is selected. The outputs required from this phase include generation of database schema in Object-oriented approach. In programming phase users were requested to implement required functionalities and the output is a working prototype. The following phase of testing deals with implemented prototype and leads to elimination of any development errors. As already mentioned, in evaluation results are compared to original requirements.

Besides measurements, the questionnaire (Table 4) was introduced to give feedback on different approaches used for information system development. The aim was to capture users view on important aspects such as capability of approach to express static and dynamic aspects of the system, the required effort to progress from design to implementation stage, level of user participation etc. All questions were in Liker-type format.

The aim of the experiment was to investigate following hypotheses presented in Table 5 and after collecting the data the analysis was performed using SPSS toolkit.

Table 6: Tests of between-subjects effects on dependent variable Total time

		F-value	Sig.
Corrected model	$F(3, 55) =$	46,44	✓
Intercept	$F(1, 55) =$	6.357,42	✓
Approach	$F(1, 55) =$	137,48	✓
Case study	$F(1, 55) =$	0,05	
Approach \times Case study	$F(1, 55) =$	1,78	

3.2.2 Results

A total of 2 case studies (C_1 and C_2), 28 raters (P_1 to P_4 and S_1 to S_{24}) and 2 approaches (Panorama and Object-oriented) were included in the experiment. Aforementioned resources resulted in 56 executions using different approaches on different use cases ($2 \times 2 \times 14$).

To test for differences in rater bias ANOVA (ANalysis Of VAriance) model was used, including the calculation of intraclass correlation (ICC) and to describe raters' marginal distributions graphical method of histograms was employed.

With intraclass correlation (ICC) (Shrout and Fleiss, 1979; Yaffee, 1998; Hart et al., 2008) rating reliability was assessed by comparing the variability of different ratings of the same subject (questions from the questionnaire and effort distributions on Software Development activities by approach) to the total variation across all ratings and all subjects. ICC is calculated according to the following formula

$$ICC = \frac{\sigma^2(subjects)}{\sigma^2(subjects) + \sigma^2(raters)} \quad (1)$$

Because in practice we do not know the true values of $\sigma^2(subjects)$ and $\sigma^2(raters)$, we must instead estimate them from sample data. With calculation of ICC we have to be aware that there exist several types - Case 1, Case 2 and Case 3. For our experiment Case 2 was selected, where the same set of k raters rate each subject. This corresponds to a fully-crossed ($rater \times subject$), 2-way ANOVA design in which both $subject$ and $rater$ are separate effects. Because rater is considered a random effect, this means that k raters in the study are considered a random sample from a population of potential raters; therefore this type 2 of ICC estimates the reliability of the larger population of raters.

3.2.2.1 Hypothesis H_1

The claim of H_1 is that time spent to complete software development of selected use cases is shorter with Panorama than Object-oriented approach. The hypothesis was tested with 2-way ANOVA model with factors *Approach* and *Case study* and dependent variable *Total time*. Before conducting ANOVA test, exploratory data analysis was performed to confirm that data is normally distributed, so first pre-requirement to proceed with ANOVA was met. Levene's test of equality of error variances also indicated that the error variance of the dependent variable is equal across the groups, i.e. the assumption of the ANOVA test has been met.

The results of 2-way ANOVA test are depicted in Table 6, where is clearly seen that the only significant effect on Total time variable is of the factor *Approach*, while factor *Case study* and *Approach together with Case study* don't have a significant effect on *Total time*.

Based on this findings we can reject the null hypothesis of mean times spent to complete software development of selected cases are the same for Object-oriented and Panorama approach. This leads to accepting alternative hypothesis of mean times for development being significantly different. Descriptive statistics in Table 7 and graphical presentation of mean time spent to complete software development of use cases clearly show that time required to complete development is shorter with Panorama than Object-oriented approach.

Table 7: Descriptive statistics of total time

Approach	Case study	N	Mean
Object-oriented	C_1	14	12h 59min
	C_2	14	13h 25min
	Total	28	13h 22min
Panorama	C_1	14	9h 59min
	C_2	14	9h 40min
	Total	28	9h 49min
Total	C_1	14	11h 29min
	C_2	14	11h 33min
	Total	28	11h 31min

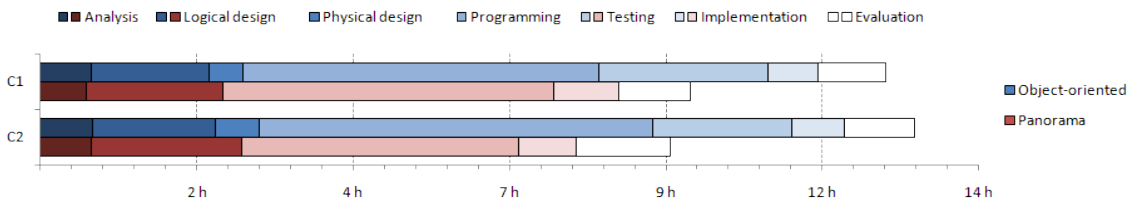


Figure 4: Mean time spent to complete software development of use cases

To conclude, there is a significant difference between the mean time spent to complete software development of selected use cases using Object-oriented and Panorama approach, with $F(1, 55) = 137, 48$ and level of significance $p < 0, 05$ and that time is shorter with Panorama than object-oriented approach.

With use cases C_1 and C_2 the development with Panorama was 25% faster than with Object-oriented approach, as depicted in Figure 4.

3.2.2.2 Hypothesis H_2

Hypothesis H_2 asserts that Panorama puts emphasis on analysis, logical design and testing, while object-oriented approach on physical design and programming.

When examining the data we can see from Figure 4 that effort distribution by approaches (Object-oriented and Panorama) is not equally divided. The comparison depicts distribution on Software Development activities by approaches, where we can notice that in Panorama approach majority of the time is spent in Analysis, Logical design and Testing, while no time is allocated to Programming and Physical design. In contrast to Panorama is in Object-oriented approach time allocated to Programming and Physical design quite substantial. The Programming and Physical design phase in Panorama is omitted, due to the fact that user defines all the requirements in Analysis and Logical design, while the code at implementation level is automatically generated and supported by Panorama tool.

For better comparison of effort distribution on Software Development activities the visualization depicted in Figure 5 groups aforementioned phases and approaches. The data is normalized regarding the total time required to complete use cases C_1 and C_2 and belonging percentage of time of selected phase is than displayed.

To test the significance of the results multiple 1-way ANOVA tests with factor *Approach* and following groups of dependent variables:

- *Analysis, logical design and testing;*

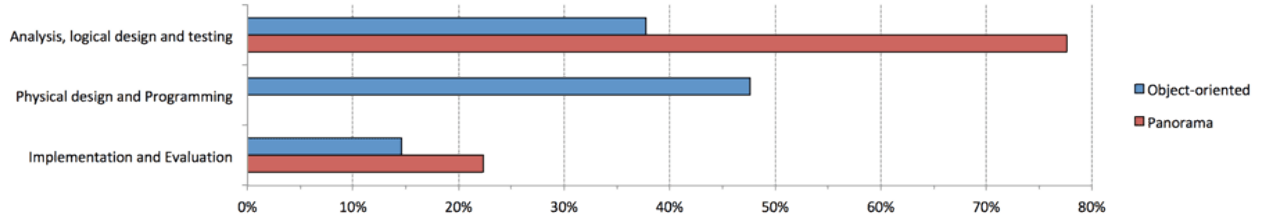


Figure 5: Mean effort distribution on Software Development activities grouped by significant factors

Table 8: ANOVA results and descriptive statistics of combined effort distributions on Software Development activities

Approach	N	Mean	F-value	Sig.
I) Analysis, logical design and testing				
Object-oriented	28	37, 76%	$F(1, 54) = 1, 755$	✓
Panorama	28	77, 64%		
Total	56	57, 70%		
II) Physical design and programming				
Object-oriented	28	47, 65%	$F(1, 54) = 4, 668$	✓
Panorama	28	0, 00%		
Total	56	23, 83%		
III) Implementation and evaluation				
Object-oriented	28	14, 59%	$F(1, 54) = 107, 00$	✓
Panorama	28	22, 36%		
Total	56	18, 47%		

- *Physical design and programming* and
- *Implementation and evaluation*

were conducted. Exploratory data analysis confirmed that data is normally distributed and Levene’s test also confirmed the assumption of the ANOVA test. The results of ANOVA test and accompanying descriptive statistics are depicted in, where we can confirm for all 3 factors *I*, *II* and *III* that the mean effort distribution between Object-oriented and Panorama approach differs significantly (see Table 8).

The most significant is difference in mean effort distributions of *Physical design and programming* between Object-oriented and Panorama approach with $F(1, 54) = 4, 668$ and level of significance $p < 0, 05$, which confirms the fact that in Panorama users don’t spent time for physical design and programming, because this is done automatically by underlying system. The second most significant difference in mean effort distributions is of *Analysis, logical design and testing* between Object-oriented and Panorama approach with $F(1, 54) = 1, 755$ and level of significance $p < 0, 05$, which confirms the fact that this phases are significantly more addressed in Panorama than in Object-oriented approach. Mean effort distributions of *Implementation and evaluation* is with $F(1, 54) = 107, 00$ and level of significance $p < 0, 05$ also significant but is less notable than with previous factors. Based on these findings we can confirm hypothesis H_2 .

More detail interpretation of time allocations by software development activities and critical overview can be found in (Kruchten, 2008).

3.2.2.3 Questionnaire analysis

The results of the questionnaire are summarized in Table 9 and grouped by selected approach. Each of the 7 questions was rated on a Likert-type scale from 1 to 10.

The interpretation of Likert-scale values from Table 9 are as follows:

Table 9: ANOVA results and descriptive statistics of question analysis from questionnaire

	Mean score by approach			F-value	Sig.
	OO	Panorama	Total		
C. What is your experience with the methodology you are assessing?	3, 89	2, 32	3, 11	$F(1, 54) = \mathbf{8, 86}$	✓
D. The notation is capable of expressing models of both static aspects of the system (e.g. structure) and dynamic aspects (e.g. processing)?	8, 57	4, 32	6, 45	$F(1, 54) = \mathbf{187, 15}$	✓
E. Did you find the notation and modeling language easy to learn?	6, 07	7, 57	6, 82	$F(1, 54) = \mathbf{38, 04}$	✓
F. Identify the required a priori technical knowledge for conducting analysis and design stage of software development life cycle!	6, 09	7, 29	6, 68	$F(1, 54) = \mathbf{20, 81}$	✓
G. Estimate the effort required to progress from design into implementation stage!	4, 82	9, 07	6, 95	$F(1, 54) = \mathbf{379, 69}$	✓
H. How well is user participation encouraged and supported?	7, 04	9, 32	8, 18	$F(1, 54) = \mathbf{87, 63}$	✓
I. Estimate the effort required introducing additional functionalities in working software product!	4, 46	8, 21	6, 34	$F(1, 54) = \mathbf{267, 93}$	✓

- C) What is your experience with the methodology you are assessing?
- 1 - somewhat familiar, 4 - knows its details, 7 - I've used it, 10 - I've created it
- D) The notation is capable of expressing models of both static aspects of the system (e.g. structure) and dynamic aspects (e.g. processing)?
- 1 - strongly disagree, 4 - disagree, 7 - agree, 10 - strongly agree
- E) Did you find the notation and modeling language easy to learn?
- 1 - very hard, 4 - hard, 7 - fairly easy, 10 - very easy
- F) Identify the required a priori technical knowledge for conducting analysis and design stage of software development life cycle!
- 1 - very detailed software development knowledge, 3 - advanced software development knowledge, 7 - basics of software development, 10 - intuitive approach, very little knowledge required
- G) Estimate the effort required to progress from design into implementation stage!
- 1 - manually with user intervention, 3 - semi-automatically with major user interventions, 7 - semi-automatically with minor user interventions, 10 - automatically, without user intervention
- H) How well is user participation encouraged and supported?
- 1 - very difficult, only professional developers are involved in software development, 4 - satisfactory, users are involved on their request, 7 - intermediate, with users involvement in early stages of software development, 10 - very well, the user can even build a simple system from scratch to working prototype
- I) Estimate the effort required introducing additional functionalities in working software product!
- 1 - very demanding, it requires complete reorganization of software product and involvement of multiple actors, 4 - intermediate, new user requirements are passed to developers, 8 - minor changes can be done immediately with cooperation between users and developers, 10 - very intuitive, user can introduce changes to software product without the support of technical staff

The first question (C) addressed evaluators' background and their experience with given approach. As expected, evaluators had more experience in Object-oriented approach (mean = 3,89) than Panorama (mean = 2,32). That's because they previously hadn't worked with Panorama but evaluators S_1 to S_{24} had introductory knowledge and P_1 to P_4 had experience in Object-oriented approach. Mean experience with the

Table 10: ANOVA results and descriptive statistics of question analysis from questionnaire

	Consistency		Absolute agreement	
	Single measures	Average measures	Single measures	Average measures
	$ICC(2, 1)$	$ICC(2, k)$	$ICC(2, 1)$	$ICC(2, k)$
Experts ($k = 4$)	0,949	0,987	0,943	0,985
Students ($k = 24$)	0,959	0,998	0,959	0,998
All ($k = 28$)	0,948	0,998	0,946	0,998

methodology is with $F(1, 54) = 8,86$ and level of significance $p < 0,05$, which confirms that evaluators have different experience in selected approaches.

3.2.2.4 Hypothesis H_3

The claim of H_3 is that Panorama is more appropriate for domains with static (data oriented) rather than dynamic (process oriented) components. This aspect of development approach was addressed in question D (see Table 9) where users had to indicate whether the approach is capable of expressing models of both static aspects of the system (e.g. structure) and dynamic aspects (e.g. processing). The difference in *mean notation capability of expressing dynamics* with $F(1, 54) = 187,15$ and level of significance $p < 0,05$, which confirms that null hypothesis can be rejected and alternative hypothesis is confirmed. Mean notation capability of expressing dynamics in Object-oriented approach is **8,57** and with Panorama **4,32**, that leads to conclusion that Panorama with score of 4,32 on a 1 to 10 scale is not appropriate for problem domains with emphasis on processing but rather for data oriented applications. Object-oriented approach has, as expected, scored very high score, because its notation is capable of expressing statics and dynamics of the system.

3.2.2.5 Hypothesis H_4

Hypothesis H_4 asserts that with Panorama approach in contrast to Object-oriented, users are more encouraged to participate, required technical knowledge for development is lower, introducing additional functionalities is less demanding and the approach is easier to learn. The aforementioned hypothesis is concerned about questions E, F, G, H and I from the questionnaire depicted in Table 9.

Based on analysis of aforementioned questions from Table 9 (simplicity to learn the approach, low a priori technical knowledge, simplicity of progress from design to implementation, user participation and simplicity of introducing additional functionalities) we can confirm with significance that hypothesis H_4 is valid.

3.2.2.6 Association and bias of raters

Intraclass correlation (ICC) across raters P_1 to P_4 and S_1 to S_{24} was analyzed. In our experiment this was the case 2 ICC with the same set of raters that rate each subject, which corresponds to a fully-crossed ($rater \times subject$), 2-way ANOVA design in which both subject and rater are separate effects. There were 28 raters (P_1 to P_4 and S_1 to S_{24}) and 30 subjects (8 questions about the development process and 7 effort distributions of development time) included in ICC calculation. In case 2, rater is considered a random affects, which means the raters in the study are considered a random sample from a population of potential raters. The case 2 ICC estimates the reliability of the larger population of raters. ICC was used separately to evaluate expert and student users and to estimate the reliability of a single rating (consistency) and the reliability of a mean of several ratings (absolute agreement). The result of both measurements is depicted in Table 10.

The results in Table 10 denote that there exist a statistically significant positive correlation between all raters - experts and students. Both reliability of a single rating and reliability of a mean of several ratings are high. ICC approaches 1 when there is no variance within subjects, indicating total variation in measurements on

the Likert scale is due solely to the target variable. ICC is high because any given subject tends to have the same score across the raters. ICC is also interpreted as the ratio of variance explained by the independent variable divided by total variance, where total variance is the explained variance plus variance due to the raters plus residual variance. High ICC is a result of no or little variance due to the raters and no residual variance to explain.

Based on the nature of Case 2 intraclass correlation with random effects that was used, the results obtained can be generalized to other raters.

3.2.3 Discussion

The results show that time spent to complete software development of selected use cases C_1 and C_2 is shorter when using Panorama approach opposed to using Object-oriented approach (see Figure 4). In Panorama approach the emphasis is on logical design stage, where business vocabulary is constructed and on testing stage, where actual data is inserted into the system and actual testing is performed. On the other hand with Object-oriented approach extra work is conducted in programming and physical design stage.

In average this results in 25% less time required to complete software development life cycle using Panorama approach towards Object-oriented. It has to be noted that this is valid for problem domains with emphasis on data oriented aspects rather than process oriented.

The results of questionnaire analysis (see Table 8) show that the experience of raters is higher in Object-oriented approach due to raters' background and high dissemination of Object-oriented approach in modern software development projects. Panorama approach is not as strong as Object-oriented approach in expressing dynamic aspects (e.g. processing) of the system, while it focuses on static aspects (e.g. structure). Notation and modeling language is slightly easier to learn in Panorama approach as it is mainly focused on data modeling techniques. The same applies to a priori technical knowledge for analysis and design. As progressing from design to implementation stage is concerned Panorama turns out to be preferred approach due to availability of automatic code generation and transformation from logical to physical design. Following JAD approach Panorama also emphasizes user participation and received better score than Object-oriented approach. An important aspect is also the effort for introducing additional functionalities in working software product, whereas Panorama approach scored higher than object-oriented approach because of almost nonexistent programming phase which is automatically implemented in Panorama tool.

4 Conclusions and future work

In this paper a software solution for facilitating associative thinking paradigm, Panorama, was presented. The main goal was to create a "user friendly" tool for information management and software development for people with low IT skills. This was accomplished by introducing visualization in multi-dimensional space with focus on the chosen node (object of observation) and its nearest neighbours (object's context). Only semantically nearest nodes with appropriate attributes are being displayed with a possibility of freely traversing through information space by changing to the new object of observation. The user interface we have developed is very simple and pursues presenting and organizing the information on the screen in a way that user is not overloaded but still has the ability to expand the context and view the situation in all its extent (following focus + context information visualization techniques).

We can conclude that the conceptual idea of using associative thinking paradigm in computer aided software development was successfully realized in several real world cases. By following the proposed methodology with the Panorama tool, the user is given an opportunity to design the application and start using it, without extensive technical knowledge. Panorama especially minimizes the impact on the last two phases in Software Development Life Cycle (implementation and review), due to existence of all required mechanisms for updating and viewing the content of data vocabulary and controlling the input of data with referential integrity checking. Future trends in information visualization were also addressed. One of them was utilization

of information visualization techniques in information systems development process that was realized in Panorama tool.

With the detailed comparison of Panorama approach to existing software development approaches Panorama is positioned as a specific problem-solving approach. It is not intended for process oriented domains, but rather for smaller environments, especially office management, CRM, record management, planning, maintenance etc. The conducted experiment pointed out that there was less time spent to complete software development of selected use cases than using Object-oriented techniques and approaches. One of the findings is also the effort distribution of Software Development activities. In Object-oriented approaches emphasis is on design and programming, while Panorama eliminates programming activity and is focused mainly on design and testing.

This research has several limitations as already pointed out in section 3. The Panorama approach is suitable only for problem domains that emphasize data oriented problem domains while it lacks to support the ones with process oriented aspects.

The results of this research could also assist ontology management community, where Panorama can be used as an ontology editor. Export of Panorama's data vocabulary and known objects space to XML format is already supported, but clearly further work is required to make data available in ontological languages with more expressive power. In our future work we will therefore expand the variety of export formats that Panorama supports. Data from Panorama available in a form of ontology could enable reuse of knowledge in intelligent systems with inference capabilities to derive new knowledge.

References

- Ahmed, S. and Ashraf, G. (2007). Model-based user interface engineering with design patterns. *Journal of Systems and Software*, 80(8):1408–1422.
- Atkinson, R. C. and Shiffrin, R. M. (1968). Human memory: A proposed system and its control processes. *The Psychology of Learning and Motivation: Advances in Research and Theory*, 2:89–195.
- Avison, D. and Fitzgerald, G. (2006). *Information Systems Development: Methodologies, Techniques and Tools, 4th edition*. McGraw-Hill, Maidenhead, UK.
- Bernstein, P. A. (1998). Repositories and Object Oriented Databases. *ACM SIGMOD Record*, 27(1):88–96.
- Brinkkemper, S. (1996). Method engineering: Engineering of information systems development methods and tools. *Information and Software Technology*, 38(4):275–280.
- Bush, V. (1945). As we may think. *The Atlantic Monthly*, 176.
- Caramia, M. and Felici, G. (2006). Mining relevant information on the Web: a clique-based approach. *International Journal of Production Research*, 44(14):2771–2787.
- Chakrabarti, S., Srivastava, S., Subramanyam, M., and Tiwari, M. (2000). Using Memex to archive and mine community Web browsing experience. *Computer Networks*, 33(1-6):669–684.
- Coad, P. and Yourdon, E. (1990). *Object Oriented Analysis, 2nd edition*. Prentice Hall, New York, USA.
- Codd, E. F. (1970). A Relational Model of Data for Large Shared Data Banks. *Communications of the ACM*, 13(6):377–387.
- Cole, C., Mandelblatt, B., and Stevenson, J. (2002). Visualizing a high recall search strategy output for undergraduates in an exploration stage of researching a term paper. *Information Processing & Management*, 38(1):37–54.
- Dietrich, S. W. (2004). *An Advanced Course in Database Systems: Beyond Relational Databases*. Prentice Hall, New York, USA.

- Frankel, D. S. (2003). *Model Driven Architecture: Applying MDA to Enterprise Computing*. Wiley.
- Gonzales-Perez, C. and Henderson-Sellers, B. (2007). Modelling software development methodologies: A conceptual foundation. *Journal of Systems and Software*, 80(11):1778–1796.
- Griggs, K. A., Wild, R. H., and Li, E. Y. (2002). A Web-based knowledge management environment for consulting and research organizations. *Journal of Computer Information Systems*, 42(5):110–118.
- Harbron, T. R. (1988). *File Systems: Structures and Algorithms*. Prentice Hall, New York, USA.
- Hart, T. A., Chaparro, B. S., and Halcomb, C. G. (2008). Evaluating websites for older adults: adherence to ‘senior-friendly’ guidelines and end-user performance. *Behaviour & Information Technology*, 27(3):191–199.
- Henderson-Sellers, B. (2000). The OPEN framework for enhancing productivity. *Ieee Software*, 17(2):53–+.
- Henderson-Sellers, B. and Ralyte, J. (2010). Situational Method Engineering: State-of-the-Art Review. *Journal of Universal Computer Science*, 16(3):424–478.
- ISO/IEC-24744 (2007). Software Engineering - Metamodel for Development Methodologies. Technical report.
- Jacobson, I., Booch, G., and Rumbaugh, J. (1999). *The Unified Software Development Process*. Addison-Wesley, Boston, USA.
- Jeffries, R., Anderson, A., and Hendrickson, C. (2000). *Extreme Programming Installed*. Addison-Wesley, Boston, USA.
- Jutla, D., Bodorik, P., and Wang, Y. (1999). Developing internet e-commerce benchmarks. *Information Systems*, 24(6):475–493.
- Kim, W. (1990). *Introduction to Object-Oriented Databases*. MIT Press, Cambridge, USA.
- Kruchten, P. (2008). What do software architects really do? *Journal of Systems and Software*, 81(12):2413–2416.
- Lajovic, I. (2005). Panoramic view on databases. In *Proceedings of the Slovenian Informatics conference*.
- Lavbič, D., Vasilecas, O., and Rupnik, R. (2010). Ontology-based multi-agent system to support business users and management. *Technological and Economic Development of Economy*, 16(2):327–347. <https://sandbox.lavbic.net/publications/2010/TEDE>.
- Martin, J. (1991). *Rapid Application Development*. MacMillan Publishing, Indianapolis, USA.
- Milosavljević, G. and Perišić, B. (2004). A Method and a Tool for Rapid Prototyping of Large-Scale Business Information Systems. *Computer Science and Information Systems*, 1(2).
- Obrenović, Z. and Starčević, D. (2006). Adapting the Unified Software Development Process for User Interface Development. *Computer Science and Information Systems*, 3(1).
- Ortner, E. (1991). Enterprise Data Modeling as a Basis for Integrated Information-Processing in Business and Administration. *Wirtschaftsinformatik*, 33(4):269–280.
- Rob, M. A. (2006). Dilemma between the structured and object-oriented approaches to systems analysis and design. *Journal of Computer Information Systems*, 46(3):32–42.
- Schreiber, G., Akkermans, H., Anjewierden, A., de Hoog, R., Shadbolt, N., van de Velde, W., and Wielinga, B. (1999). *Knowledge engineering and management - The CommonKADS methodology*. The MIT Press: Cambridge, Massachusetts, London, England.
- Shrout, P. E. and Fleiss, J. L. (1979). Intraclass correlations - Uses in assessing rater reliability. *Psychological Bulletin*, 86(2):420–428.

- Smaizys, A. and Vasilecas, O. (2009). Business Rules based agile ERP systems development. *Informatica*, 20(3):439–460.
- Tell, B. V. (1992). Towards Intelligent Management of Information Resources - a Case for Special-Libraries or the National Intelligence. *Libri*, 42(1):20–34.
- Tergan, S.-O. and Keller, T. (2005). *Knowledge and Information Visualization: Searching for Synergies*, volume 3426 of *Lecture Notes in Computer Science*. Springer-Verlag, Heidelberg, Germany.
- Tharp, A. L. (1988). *File organization and processing*. John Wiley & Sons, New York, USA.
- Vavpotič, D. and Bajec, M. (2009). An approach for concurrent evaluation of technical and social aspects of software development methodologies. *Information and Software Technology*, 51(2):528–545.
- Vidgen, R., Avison, D. E., Wood, R., and Wood-Harper, A. T. (2002). *Developing Internet Applications*. McGraw-Hill, Oxford, UK.
- Ware, C. (2004). *Information visualization: Perception for design, 2nd edition*. Morgan Kaufmann, San Francisco, USA.
- Waugh, N. C. and Norman, D. A. (1965). Primary Memory. *Psychological Review*, 72(2):89–104.
- Yaffee, R. A. (1998). *Enhancement of Reliability Analysis: Application of Intraclass Correlations with SPSS/Windows v.8*.