

CT-GAN: Conditional Transformation Generative Adversarial Network for Image Attribute Modification

Sangpil Kim, Nick Winovich, Guang Lin, Karthik Ramani

Purdue University, West Lafayette, USA
 {kim2030, nwinovic, guanglin, ramani}@purdue.edu

Abstract. We propose a novel, fully-convolutional conditional generative model capable of learning image transformations using a light-weight network suited for real-time applications. We introduce the conditional transformation unit (CTU) designed to produce specified attribute modifications and an adaptive discriminator used to stabilize the learning procedure. We show that the network is capable of accurately modeling several discrete modifications simultaneously and can produce seamless continuous attribute modification via piece-wise interpolation. We also propose a task-divided decoder that incorporates a refinement map, designed to improve the network’s coarse pixel estimation, along with RGB color balance parameters. We exceed state-of-the-art results on synthetic face and chair datasets and demonstrate the model’s robustness using real hand pose datasets. Moreover, the proposed fully-convolutional model requires significantly fewer weights than conventional alternatives and is shown to provide an effective framework for producing a diverse range of real-time image attribute modifications.

Keywords: Conditional generative model, deep learning, fully-convolutional network, image attribute modification, multi-view prediction

1 Introduction

Simultaneous transformation and modification of images with diverse attributes is crucial for human-level vision usages. There are a variety of applications that require image modification in robotics, computer vision, and computer graphics [1,2,3,4]. However, a comprehensive method for producing diverse attribute modifications in real-time does not exist. The construction of light-weight, scalable generative models capable of interpreting diverse, highly expressive data distributions such as images, depth sensor data, and three-dimensional object renderings has remained relatively elusive.

The Conditional Transformation - Generative Adversarial Network (CT-GAN) defined herein has been designed to address this gap, and is shown to outperform existing methods. In this framework, a conditional transformation unit (CTU), Φ , is introduced to provide a means for navigating the underlying manifold structure of the latent space. The CTU is realized in the form of a collection of convolutional layers which are designed to approximate the latent space operators defined by mapping encoded inputs to the encoded representations of specified targets (see Figure 1). This is enforced by introducing an additional *consistency* term to the network’s loss function to guide the CTU mappings during the training process. In addition, a conditional discriminator unit

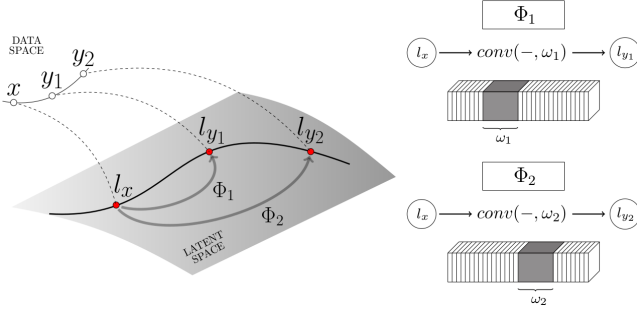


Fig. 1: The conditional transformation unit Φ constructs a collection of mappings $\{\Phi_k\}$ in the latent space which produce high-level attribute changes to the decoded outputs. Conditioning information is used to select the appropriate convolutional weights ω_k for the specified transformation; the encoding l_x of the original input image x is transformed to $\hat{l}_{y_k} = \Phi_k(l_x) = \text{conv}(l_x, \omega_k)$ and provides an approximation to the encoding l_{y_k} of the attribute-modified target image y_k .

(CDU), Ψ , which is also realized as a collection of convolutional layers, is placed inside of the network’s discriminator. The CDU is designed to improve the network’s ability to identify and eliminate transformation specific artifacts in the network’s predictions.

The network has also been equipped with RGB balance parameters consisting of three values $\{\theta_R, \theta_G, \theta_B\}$ designed to give the network the ability to quickly adjust the global color balance of the images it produces and better align with that of the true data distribution. In this way, the network is easily able to remove unnatural hues and focus on estimating local pixel values by adjusting the three RGB parameters rather than correcting each pixel individually. In addition, we introduce a novel estimation strategy for efficiently learning shape and color properties simultaneously; a *task-divided* decoder is designed to produce a coarse pixel-value map along with a refinement map in order to split the network’s overall task into distinct, dedicated network components.

Contributions:

1. We introduce the conditional transformation unit, with a family of modular filter weights, to learn high-level mappings within a low-dimensional latent space.
2. We show that dense latent space connections can be replaced by a convolutional process which simultaneously reduces complexity and improves performance.
3. We propose a novel framework for color inference which separates the generative process into distinct network components dedicated to learning i) coarse pixel estimates, ii) pixel refinement scaling factors, and iii) global RGB color balance.
4. We introduce the conditional discriminator unit which is designed to identify and eliminate transformation-specific artifacts present in generated images.

We have shown that the proposed framework significantly outperforms other state-of-the-art conditional generative models at performing simultaneous colorization and

attribute-modification on face and chair datasets, producing sharp, realistic predictions. In addition, we demonstrate the model’s ability to produce accurate multi-view depth images of complex hand poses from a single depth image using real and synthetic data; it is shown that multiple, distinct views can be generated simultaneously in real-time. Moreover, each contribution proposed above has been shown to provide a significant improvement to the network’s overall performance through a series of ablation studies.

2 Related Work

Two of the most prevalent and well-established generative model frameworks available are 1.) the variational autoencoder (VAE) [5,6] which is designed to maximize the evidence lower-bound to approximate posterior inference and 2.) the generative adversarial network (GAN) [7,8,9,10] which comprises two network components designed to converge to an equilibrium state in an adversarial ‘game’ which models the data distribution. VAE-based models have the drawback of learning simplified, unimodal distributions [11], however, and blending between distinct object classes can result in blurred, unrealistic predictions. GAN-based models have the capacity for learning diverse multi-modal distributions, but are not adequately suited for inference applications due to the one-directional training procedure (in contrast to the bidirectional, encoder/decoder training for VAEs). Recently, the adversarial autoencoder (AAE) [12] model has been introduced to balance these trade-offs by incorporating an encoding component to the adversarial framework to provide inference capabilities.

Conditional generative models have been designed to leverage the latent space structure to generate data of a specified class, or data possessing certain attributes, based on conditioning information passed to the network [13,14,15]. The conditional generative adversarial network (CGAN) uses a supervised training procedure to generate samples from specified classes; this framework allows for the generative model to be directed/controlled, but due to the lack of an encoding component the network is unable to perform inference [16]. Recently, Chen et al. [14] have used the concept of mutual information (an entropy-based, information theoretic measure) to train a conditional generative model, InfoGAN, in an unsupervised setting. Like the CGAN model, however, InfoGAN focuses on data generation and is not suited for inference due to the lack of an encoder.

Other works have focused on the inference-based attribute modification capabilities of deep networks and have introduced a clamping strategy to enforce a specific organizational structure in the latent space [17,13]. Tejas et al. [13] have proposed the Deep Convolutional Inverse Graphics Network (DC-IGN) which combines the VAE architecture with the clamped strategy designed to learn the different poses and lighting directions of input images. The training procedure relies on the use of raw graphics codes used to generate objects with a pre-existing rendering engine, however, and thus limits the applicability of the model in more general scenarios where concise, detailed parameterizations of the data distribution are not available.

Kingma et al. [18] provides a semi-supervised approach to learning attributes of the underlying data distribution. Unlike the fully supervised models, however, the specific attributes which are explained/modeled by these latent values cannot be explicitly spec-

ified beforehand, and are instead selected by the network itself during training. Accordingly, it is difficult to target specific, pre-defined data attributes using this framework.

Conditional generative models have been widely used in computer vision areas such as geometric prediction [19,2,20,21] and non-rigid object modification such as human face deformation [22,17,23,24]. Dosovitskiy et al. [15] has proposed a supervised, conditional generative model trained to generate images of chairs, tables, and cars with specified attributes which are controlled by transformation and view parameters passed to the network. The conditional variational autoencoder (CVAE) has been introduced by Sohn et al. [25] to perform structured output prediction using the stochastic gradient variational Bayes (SGVB) framework of VAEs. Recently, Zhang et al. [22] have introduced the conditional adversarial autoencoder (CAAE) designed to model age progression/regression in human faces. This is achieved by concatenating conditioning information (i.e. age) with the input’s latent representation before proceeding to the decoding process. In this way, the decoder learns to map the latent representation back to the data space in different ways based on the conditioning information it receives.

To the best of our knowledge, all existing conditional generative models use fixed hidden layers and concatenate conditioning information directly with latent representations; in contrast to these existing methods, the proposed model incorporates conditioning information by defining dedicated, transformation-specific convolutional layers at the latent level. The resulting architecture provides a flexible framework capable of performing the attribute modification tasks considered by the strongly supervised (e.g. DC-IGN) models without the need for introducing an explicit clamping strategy for maintaining object identity information [13,17].

3 CT-GAN

In this section, we introduce the methods used to define the proposed CT-GAN model. We first give a brief overview of the CT-GAN network structure. We then detail how conditional transformation unit mappings are defined and trained to operate on the latent space, and subsequently describe the task-division framework for the decoding process. Lastly, we define the conditional discriminator unit designed to provide a more robust discriminator and provide details for the specific loss function used during training.

3.1 Network overview

The basic workflow of the proposed model is as follows:

1. Encode the input image x to a latent representation $l_x = \text{Encode}(x)$.
2. Use conditional information k to select conditional, convolutional filter weights ω_k .
3. Map the latent representation l_x to $\hat{l}_{y_k} = \Phi_k(l_x) = \text{conv}(l_x, \omega_k)$, an approximation of the encoded latent representation l_{y_k} of the specified target image y_k .
4. Decode \hat{l}_{y_k} to obtain a coarse pixel value map and a refinement map.
5. Scale the channels of the pixel value map by the RGB balance parameters and take the Hadamard product with the refinement map to obtain the final prediction \hat{y}_k .
6. Pass real images y_k as well as generated images \hat{y}_k to the discriminator, and use the conditional information to select the discriminator’s conditional filter weights $\bar{\omega}_k$.

7. Compute loss and update weights using ADAM optimization and backpropagation.

A more detailed overview of the proposed network structure is shown in Figure 2. Input images of resolution 64×64 are passed through a Block v1 collaborative filter followed by a max pooling layer to produce the 32×32 features at the far left end. The Block v1 filter used for the first two network layers comprises four parallel, *collaborative* filters: the identity; a 3×3 filter; a series of one 1×1 and two 3×3 filters; and a series of one 1×1 and three 3×3 filters. The Block v2 filter used for the third and fourth layers comprises three collaborative filters: the identity; a 2×2 filter; and a 3×3 filter.

At the bottle-neck between the encoder and decoder, a conditional transformation unit (CTU) is used to map the 2×2 latent features directly left of the noise vector to the transformed 2×2 latent features on the right. This CTU is implemented as a convolutional layer with filter weights selected based on the conditioning information provided to the network. The noise vector is concatenated to the transformed 2×2 features and passed to the decoder. The 32×32 features near the end of the decoder component are processed by two independent convolution transpose layers: one corresponding to the value estimation map and the other corresponding to the refinement map. The channels of the value estimation map are rescaled by the RGB balance parameters, and the Hadamard product is taken with the refinement map to produce the final network output.

The network discriminator, shown on the right of Figure 2, consists of convolution and max pooling layers followed by a sequence of fully-connected layers. To improve the discriminator’s ability to detect generated images (and thus improve the model’s performance overall as well), we have also included a conditional discriminator unit (CDU) into the discriminator network structure. The CDU is also implemented as a convolutional layer with filter weights selected based on the same conditioning information which was passed to the network’s encoder/decoder components. The CDU is applied to the discriminator’s 8×8 features and followed by a max pooling layer to produce the 4×4 features of the discriminator. These features are then processed by two convolutional layers followed by two fully-connected layers to produce a likelihood estimate of whether the discriminator’s input is a real image or a generated one.

3.2 Activation functions

The choice of activation functions used in network layers is among the most critical design decisions; these units provide the network’s non-linear modeling capacity and are responsible for controlling the gradient flows which guide the training process. Recently the Swish [26] activation function has been proposed: $f_\beta(x) = x \cdot \sigma(\beta x)$, where $\sigma(x) = (1 + \exp(-x))^{-1}$ denotes the standard sigmoidal function. Setting $\beta = 0$, we note that the Swish activation simplifies to $f_0(x) = x/2$. Moreover, since:

$$\lim_{\beta \rightarrow \infty} f_\beta(x) = x \cdot \lim_{\beta \rightarrow \infty} \sigma(\beta \cdot x) = \begin{cases} x & x \geq 0 \\ 0 & x < 0 \end{cases} \quad (1)$$

we see that the Swish activation is able to provide a highly accurate approximation to the standard ReLU activation function by selecting large values of β . Of note is the fact that the Swish activation is non-monotonic, in contrast to traditional activation functions, and features a learnable parameter β which is used to control gradient flow.

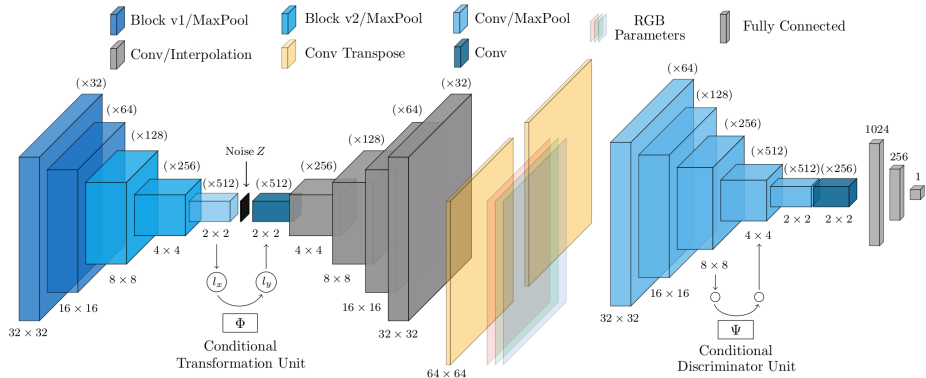


Fig. 2: The proposed network structure for the encoder/decoder (left) and discriminator (right). Features have been color-coded according to the type of layer which has produced them.

3.3 Conditional transformation unit

Generative models have repeatedly been designed to disentangle the latent space in order to enable high-level attribute modification through linear, latent space interpolation. This linear organizational structure is one which is imposed by design decisions, however, and may not be the most natural way for the deep network to internalize features of the data distribution. To lift this modeling constraint, several network structures have been proposed which include nonlinear layers for processing conditioning information at the latent space level. Conventionally, networks use dense connections to the latent space and incorporate conditioning information via concatenation; six of these conventional conditional network designs are illustrated in Figure 3 along with the proposed CT-GAN network design for incorporating conditioning information. In the conventional conditional generative frameworks, conditioning information is introduced by combining features extracted from the input with features extracted from the conditioning information; this is typically accomplished using standard vector concatenation, although some have opted to use channel concatenation [22,27].

Rather than directly concatenating conditional information in the feature space, we propose using a conditional transformation unit (CTU), a collection of convolutional mappings at the bottle-neck / latent space level of the network. Each CTU mapping maintains its own collection of convolutional filter weights and uses Swish activations. The filter weights and Swish parameters of each CTU mapping are selectively updated by controlling the gradient flow based on the conditioning information and target output associated with the mapping. The CTU mappings are trained to transform the encoded, latent space representation of the network’s input in a manner which produces a modification of a specified attribute upon decoding. This is accomplished by introducing a *consistency* term into the loss function which is minimized when the CTU mappings behave precisely as depicted in Figure 1. In this way, different angles of view, light directions, and deformations, for example, can be generated from a single input image.

Training Procedure

Require: Labeled dataset $\{(x, \{y_k\}_{k \in \mathcal{T}})\}$ with target attributes indexed by \mathcal{T} , encoder weights θ_E , decoder weights θ_D , RGB balance parameters $\{\theta_R, \theta_G, \theta_B\}$, conditional transformation unit weights $\{\omega_k\}_{k \in \mathcal{T}}$, a discriminator \mathcal{D} with standard weights $\theta_{\mathcal{D}}$ and conditionally selected weights $\{\bar{\omega}_k\}_{k \in \mathcal{T}}$, as well as loss function hyperparameters $\gamma, \rho, \lambda, \kappa$ corresponding to smoothness, reconstruction, adversarial, and consistency terms, respectively. The specific loss function components are defined in detail in Equations 3 - 7 in Section 3.5.

```

1: function CTU( $l_x, k$ ):                                # CTU is implemented as a convolutional
2:   return conv( $l_x, \omega_k$ )                             # layer with conditionally selected weights
3: procedure TRAIN()
4:    $x = \text{get\_train\_batch}()$                            # Sample input from training dataset
5:    $\{y_k\}_{k \in \mathcal{T}} = \text{get\_targets}(x)$                # Target images corresponding to  $x$ 
6:    $l_x = \text{Encode}[x]$                                    # Encoding of original input image
7:   for  $k$  in  $\mathcal{T}$  do
8:      $l_{y_k} = \text{Encode}[y_k]$                            # True encoding of target image
9:      $\hat{l}_{y_k} = \text{CTU}[l_x, k]$                        # Approximate encoding of target
10:     $\hat{y}_k = \text{Decode}[\hat{l}_{y_k}]$                      # Network prediction for target image
11:
12:    # Update encoder, decoder, RGB, and CTU weights
13:     $\mathcal{L}_{adv} = -\log(\mathcal{D}(\hat{y}_k))$ 
14:     $\mathcal{L}_{guide} = \gamma \cdot \mathcal{L}_{smooth}(\hat{y}_k) + \rho \cdot \mathcal{L}_{recon}(\hat{y}_k, y_k)$ 
15:     $\mathcal{L}_{consist} = \|\hat{l}_{y_k} - l_{y_k}\|_1$ 
16:     $\mathcal{L} = \lambda \cdot \mathcal{L}_{adv} + \mathcal{L}_{guide} + \kappa \cdot \mathcal{L}_{consist}$ 
17:    for  $\theta$  in  $\{\theta_E, \theta_D, \theta_R, \theta_G, \theta_B, \omega_k\}$  do
18:       $\theta = \theta - \nabla_{\theta} \mathcal{L}$ 
19:
20:    # Update discriminator and CDU weights
21:     $\mathcal{L}_{adv}^{\mathcal{D}} = -\log(\mathcal{D}(y_k)) - \log(1 - \mathcal{D}(\hat{y}_k))$ 
22:    for  $\theta$  in  $\{\theta_{\mathcal{D}}, \bar{\omega}_k\}$  do
23:       $\theta = \theta - \nabla_{\theta} \mathcal{L}_{adv}^{\mathcal{D}}$ 

```

3.4 Task separation / Task-divided decoder

The decoding process has been divided into three tasks: estimating the refinement mask, pixel-values, and RGB color balance of the dataset. We have found this decoupled framework for estimation helps the network converge to better local/global minima to produce sharp, realistic outputs.

The decoder is designed to produce a value map, which serves as an approximation to the desired output, along with a refinement map. The decoding process begins with convolutional layers and bilinear interpolation used to upsample the low resolution latent information. The last component of the decoder's upsampling process consists of two distinct transpose convolutional layers used for task separation; one layer is allocated for predicting the refinement map while the other is trained to predict pixel-values. The refinement map layer incorporates a sigmoidal activation function which outputs scaling factors intended to refine the coarse pixel value estimations. RGB balance parameters, consisting of three trainable variables, are used as weights for balancing the

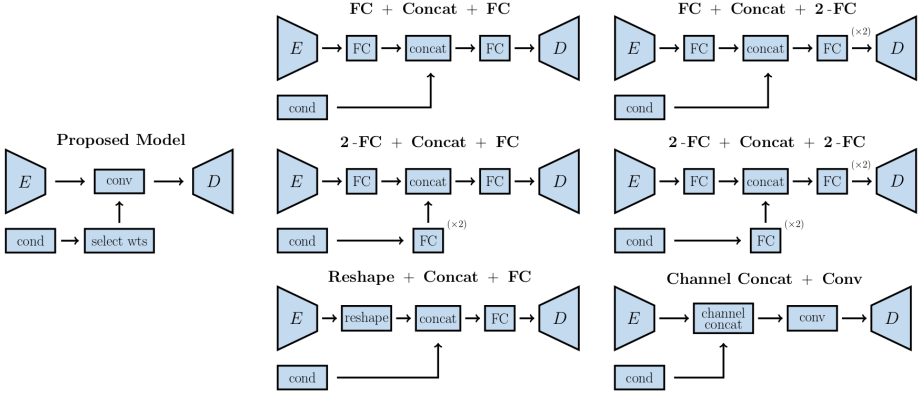


Fig. 3: Selected methods for incorporating conditioning information; the proposed CTGAN method is illustrated on the left, and six conventional alternatives are shown to the right.

color channels of the pixel value map. The Hadamard product of the refinement map and the RGB-rescaled value map is then taken to be the network’s final output:

$$\hat{y} = [\hat{y}_R, \hat{y}_G, \hat{y}_B] \text{ where } \hat{y}_C = \theta_C \cdot \hat{y}_C^{value} \odot \hat{y}_C^{refine} \text{ for } C \in \{R, G, B\} \quad (2)$$

In this way, the network has the capacity to mask values which lie outside of the target object (i.e. by setting refinement map values to zero) which allows the value map to focus on the object itself during the training process. Experimental results show that the refinement maps learn to produce masks which closely resemble the target objects’ shapes and have sharp drop-offs along the objects’ boundaries. In addition to masking extraneous pixels, these refinement maps have been shown to apply local color balancing by, for example, filtering out the green and blue channels near lips when applied to human faces. It has been observed that the training process proceeds sequentially through two distinct phases; the model first learns to accurately approximate the target shape and subsequently begins to focus on pixel value-estimation.

3.5 Discriminator and loss function

The discriminator used in the adversarial training process is also passed conditioning information which specifies the transformation which the model has attempted to make. The conditional discriminator unit is then trained to specifically identify unrealistic artifacts which are being produced by the corresponding conditional transformation unit mappings. The incorporation of this context-aware discriminator structure has significantly boosted the performance of the network.

The proposed model uses adversarial loss as the primary loss component. The discriminator, \mathcal{D} , is trained using exclusively the adversarial loss term $\mathcal{L}_{adv}^{\mathcal{D}}$ defined below

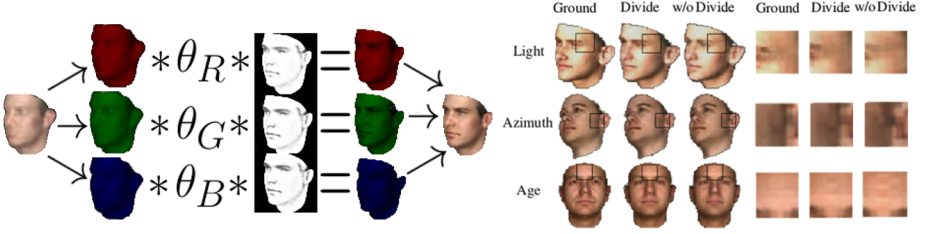


Fig. 4: Proposed task separation design for the CT-GAN decoder is shown to the left. The coarse pixel value estimation map is split into RGB channels, rescaled by the RGB balance parameters, and multiplied element-wise by the refinement map values to produce the final network prediction. To the right, qualitative comparisons between the ground truth and the proposed model’s predictions with and without task separation are shown.

in Equation 3. Additional loss terms corresponding to structural reconstruction, smoothness [28], and a notion of consistency, are also used for training the encoder/decoder:

$$\mathcal{L}_{adv}^{\mathcal{D}} = -\log \mathcal{D}(y_k) - \log (1 - \mathcal{D}(\hat{y}_k)) \quad (3)$$

$$\mathcal{L}_{adv} = -\log \mathcal{D}(\hat{y}_k) \quad (4)$$

$$\mathcal{L}_{recon} = \|\hat{y}_k - y_k\|_2^2 \quad (5)$$

$$\mathcal{L}_{smooth} = 1/8 \cdot \sum_{i \in \{0, \pm 1\}} \sum_{j \in \{0, \pm 1\}} \|\hat{y}_k - \tau_{i,j} \hat{y}_k\|_1 \quad (6)$$

$$\mathcal{L}_{consist} = \|\Phi_k(\text{Encode}[x]) - \text{Encode}[y_k]\|_1 \quad (7)$$

where y_k is the modified target image corresponding to an input image x , Φ_k is the CTU mapping corresponding to the k^{th} transformation, $\hat{y}_k = \text{Decode}(\Phi_k(\text{Encode}[x]))$ is the network prediction, and $\tau_{i,j}$ is the two-dimensional, discrete shift operator. The final loss function for the encoder and decoder components is given by the weighted sum:

$$\mathcal{L} = \lambda \cdot \mathcal{L}_{adv} + \rho \cdot \mathcal{L}_{recon} + \gamma \cdot \mathcal{L}_{smooth} + \kappa \cdot \mathcal{L}_{consist} \quad (8)$$

with hyperparameters typically selected so that $\lambda, \rho \gg \gamma, \kappa$. The smooth loss is included to encourage smooth predictions. The consistency loss is designed to guide the CTU mappings toward approximations of the latent space operators which connect the latent representations of inputs and targets as depicted in Figure 1. In particular, the consistency loss term enforces the condition that the transformed encoding, $\Phi_k(\text{Encode}[x])$, approximates the encoding of the target image, $\text{Encode}[y_k]$, during the training process.

4 Experiments and Results

In this section, we describe experiments conducted on a diverse range of datasets including faces, chairs, and hand depth-maps. For applications to attribute modification on

	Elevation		Azimuth		Light Direction		Age	
Model	SSIM	L_1	SSIM	L_1	SSIM	L_1	SSIM	L_1
Ours	.923	.107	.923	.108	.941	.093	.925	.102
CVAE-GAN [27]	.864	.158	.863	.180	.824	.209	.848	.166
CVAE (Sohn) [25]	.799	.166	.812	.157	.806	.209	.795	.173
CVAE (Kingma) [18]	.784	.177	.782	.184	.604	.243	.763	.197
AAE [12]	.748	.184	.520	.335	.850	.271	.737	.209
CAAE [22]	.777	.175	.521	.338	.856	.270	.751	.207
MV3D [2]	.766	.192	.657	.282	.685	.225	.641	.291

Table 1: Results for colorization and attribute modification on synthetic face dataset.

	Elevation		Azimuth		Light Direction		Age	
Model	SSIM	L_1	SSIM	L_1	SSIM	L_1	SSIM	L_1
CT-GAN + Task-Divide + Consist	.923	.107	.923	.108	.941	.093	.925	.102
CT-GAN + Task-Divide	.917	.112	.922	.119	.938	.097	.913	.115
CT-GAN	.901	.135	.908	.125	.921	.121	.868	.118
CT-GAN without CDU	.889	.142	.878	.135	.901	.131	.831	.148
Channel Concat + Conv	.803	.179	.821	.173	.816	.182	.780	.188
2-FC + Concat + 2-FC	.674	.258	.499	.355	.779	.322	.686	.243
2-FC + Concat + FC	.691	.233	.506	.358	.787	.316	.687	.240
FC + Concat + 2-FC	.673	.261	.500	.360	.774	.346	.683	.249
FC + Concat + FC	.681	.271	.497	.355	.785	.315	.692	.246
Reshape + Concat + FC	.671	.276	.489	.357	.780	.318	.685	.251

Table 2: Ablation/comparison results using identical encoder, decoder, and training procedure.

faces, we have opted to use synthetic images generated from a 3D face model which allows for a more diverse set of attributes to be considered. We demonstrate the proposed model’s ability to perform simultaneous colorization and attribute modification on the face dataset, including changes in azimuth, elevation, age, and light direction (made possible by the use of synthetic faces). We have also conducted experiments with rigid objects, using a chair dataset and comparing results with existing works which focus exclusively on multi-view reconstruction. Lastly, to demonstrate the model’s applicability to real-world data, we have performed multi-view estimation based on depth-images of hands in various poses. For each experiment we have trained the models using 80% of the datasets, and the standard L_1 mean pixel-wise error along with the structural similarity index measure (SSIM) [2,19,20,29,30] have been used as evaluation metrics.

4.1 Dataset creation

To generate realistic human faces, we have used the simulator created by Paysan et al. [31] to create 4488 distinct faces. For each face, the following attributes have been

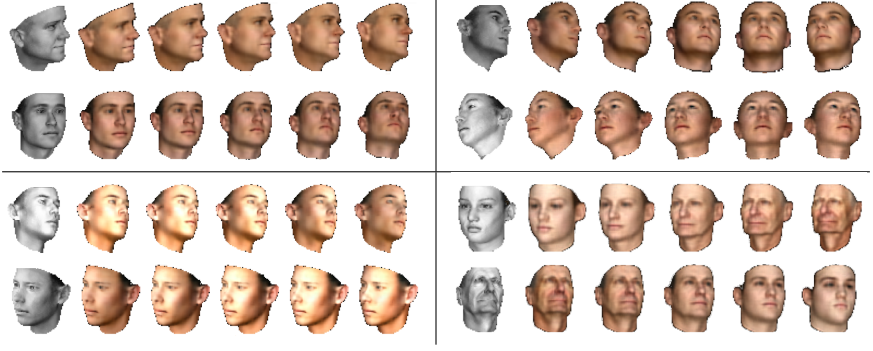


Fig. 5: Examples of attribute-modified faces generated by the CT-GAN model. A single gray-scale image is provided as input to the network (shown in gray) and changes in elevation (top-left), azimuth (top-right), light direction (bottom-left), and age (bottom-right) are produced.

modified; elevation, azimuth, light direction, and age. Elevation and azimuth changes are used to show rigid transformations in images, light direction is used to highlight transformations in color, and age has been selected as an example of deformation. Each face has been rendered at four distinct age ranges, and four different lighting directions have been used. The orientation of faces is allowed to vary in elevation from -20° to 29° by increments of 7° and in azimuth from 10° to 150° by increments of 20° . To demonstrate the model’s colorization capabilities, the input images have been converted to gray-scale using the luminosity method.

Chairs from the ShapeNet [32] 3D model repository have been rotated horizontally 20° 17 times and vertically 10° 3 times; 6742 chairs have been selected following the data creation methodology from Park et al.[19]. A kinematic hand model with 33 degrees of freedom has been used to generate 200,000 distinct hand poses with nine depth images from different viewpoints for each pose. The nine viewpoints are centered around a designated input view and correspond to 30° changes in the spherical coordinates of the viewer (i.e. 30° up, 30° right, 30° up and 30° right, etc.).

4.2 Diverse attribute exploration

To evaluate the proposed framework’s performance with regard to attribute modification on the face dataset, six conditional generative models with comparable encoder/decoder structures have been selected for comparison: CVAE-GAN [27], CVAE (Sohn) [25], CVAE (Kingma) [18], AAE [12], CAAE [22], and MV3D [2]. In order to make the comparisons balanced with regard to network complexity, the methods [18,12,25] are provided with the same encoder/decoder structure as the base CT-GAN model. For the CAAE results, however, we have kept the authors’ more complex network structure, modifying the code of Zhang et al. [22] to train on the face dataset. Table 1 shows the performance of the CT-GAN model in comparison with these six existing methods.



Fig. 6: Near continuous attribute modification is attainable using piecewise-linear interpolation in the latent space. Provided a gray-scale image (corresponding to the faces on the far left), modified images corresponding to changes in light direction (first), age (second), azimuth (third), and elevation (fourth) are produced with 17 degrees of variation. These attribute modified images have been produced using 9 CTU mappings, corresponding to varying degrees of modification, and linearly interpolating between the discrete transformation encodings in the latent space.

The base ‘CT-GAN’ model is defined by incorporating a CTU between the encoder and decoder as well as a DTU in the discriminator. A minimalist ‘CT-GAN without DTU’ model is obtained by removing the DTU from the base model. The ‘CT-GAN + Task-Divide’ model is defined by adding the RGB parameters and task-divided decoder, as described in Section 3.4, to the base model, and the ‘CT-GAN + Task-Divide + Consist’ model is defined by further adding the consistency loss term from Equation 7. Table 2 shows the performance of these four CT-GAN models as well as the performance of the networks defined by replacing the proposed CTU framework with each of the six concatenation-based alternatives shown in Figure 3.

The results of the experiment show that the proposed CT-GAN models are robust across all of the attribute modification tasks considered. The significant performance gap between the CT-GAN models and existing methods illustrates the substantial advantages of the proposed latent space transformation framework over traditional concatenation methods. As shown in the results listed in Table 2, the use of RGB parameters and a task-divided decoder in the CT-GAN model provides a clear improvement in overall performance. The use of a task-divided decoder can also be seen to remove artifacts in the generated images (e.g. the side of the ear, the eyebrows, and the reddish stripe on the forehead in Figure 4 for azimuth, light, and age predictions, resp.).

Near continuous attribute modification is also possible using the proposed model, as shown in Figure 6; CTU mappings are trained to perform discrete, incremental changes in an attribute, then linear latent-space interpolation can be used to produce the intermediate changes. CTU mappings can also be trained to learn distinct attribute changes and composed with one another to modify multiple attributes at once, as shown in Figure 7.

4.3 Transformation of objects

We have also tested our model’s ability to perform 360° viewpoint estimation on the chair dataset and have compared the results with state-of-the-art methods. In order to



Fig. 7: Simultaneous learning of multiple attribute modifications. Azimuth and age (left), light and age (center), and light and azimuth (right) combined modifications are shown. The network has been trained using 4 CTU mappings per attribute (e.g. 4 azimuth mappings and 4 age mappings); results shown have been generated by composing CTU mappings in the latent space and decoding.



Fig. 8: Generated 360° views for chair dataset. The ground truth images are shown in the second and fourth rows, with the proposed model’s predictions shown above in the first and third rows. A single, gray-scale image of the chair at the far left (shown in box) is provided to the network.

utilize the full $256 \times 256 \times 3$ resolution images in the dataset, we have extended our model to include two additional Block v1 layers in the encoder as well as two additional convolutional layers with bilinear interpolation in the decoder. We also train with noise-injection to improve performance. As shown in Table 3, the proposed model outperforms existing models specifically designed for the task of multi-view prediction.

4.4 Experiment using real data

To demonstrate the proposed model’s flexibility, we have performed an experiment on real hand depth images from the MSRA15 [33] and NYU [34] datasets using a model trained entirely on synthetic depth data. The model has been trained to perform the multi-view reconstruction task of producing 9 depth images from distinct viewpoints given a single view. This is a challenging problem due to self-occlusion and the presence of local self-similarity; moreover, the NYU depth images contain high levels of noise

Model	SSIM	L_1
Ours	.912	.217
MV3D [2]	.895	.248
AFN [20]	.891	.240
TVSN [19]	.894	.230

Table 3: Results on chair dataset compared with values from [19].

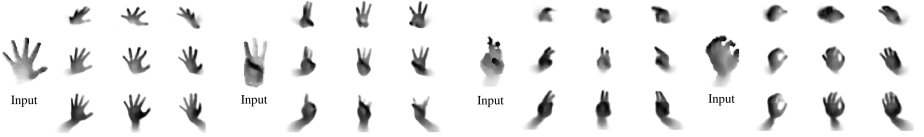


Fig. 9: Applying proposed model trained on synthetic data to real hand depth image datasets [Left: MSRA15 / Right: NYU].

which further complicates the task. Ground truth depth images for the generated views were not available, however the qualitative results from this experiment show realistic multi-view predictions, as seen in Figure 9. With regard to real-time applications, our proposed model runs at 114 fps for a single input and at 1975 fps when applied to a mini-batch of size 128 (using a single TITAN Xp GPU and Intel i7-6850K CPU).

4.5 Implementation of CT-GAN

Our method has been implemented and developed using the TensorFlow framework. The models have been trained using stochastic gradient descent (SGD) and the ADAM optimizer [6] with initial parameters: $\text{learning_rate} = 0.005$, $\beta_1 = 0.9$, and $\beta_2 = 0.999$ (as defined in the TensorFlow API r1.6 documentation for `tf.train.AdamOptimizer`). A mini-batch size of 32 has been selected, along with loss function hyperparameters: $\lambda = 0.8$, $\rho = 0.2$, $\gamma = 0.0002$, and $\kappa = 0.00005$ (as introduced in Equation 8). The discriminator is updated once every two encoder/decoder updates, and one-sided label smoothing [35] has been used to improve stability of the discriminator training procedure. The dataset has also been normalized for improved training stability, and the learning rate has been decreased by a factor of 2 every 50 epochs during training.

The encoder incorporates two main block layers (see supplementary material) which are designed to provide efficient feature extraction; these blocks follow a similar design to that proposed by Szegedy et al. [36], but include dense connections between blocks, as introduced by Huang et al. [37]. We normalize the output of each network layer using the batch normalization method as described in [38]. For the decoder, we have opted for a minimalist design, inspired by the work of Paszke et al. [39]. Standard convolutional layers with 3×3 filters and same padding are used through the penultimate decoding layer, and transpose convolutional layers with 5×5 filters and same padding are used to

produce the value-estimation and refinement maps. All parameters have been initialized using the variance scaling initialization method described in [40].

5 Conclusion

We present a novel framework for incorporating conditional information into generative models. We introduce the notion of a task-divided decoder which is designed to allocate specific subtasks to dedicated network components. In addition, we propose a context-aware discriminator which is capable of identifying transformation specific artifacts produced by the network. Each contribution is shown to improve the network’s overall performance, and outperform existing methods, through a series of ablation and comparison studies. Future research will be directed toward extending this framework more broadly to real image data. Our results for multi-view estimation of real and synthetic hand pose depth images provide a glimpse at the potential for the model to work with noisy, real-world data. To investigate the potential of the proposed model further, we plan to extend our model and develop a network for modifying real images of faces.

References

1. Varley, J., DeChant, C., Richardson, A., Nair, A., Ruales, J., Allen, P.: Shape completion enabled robotic grasping. arXiv preprint arXiv:1609.08546 (2016)
2. Tatarchenko, M., Dosovitskiy, A., Brox, T.: Multi-view 3d models from single images with a convolutional network. In: European Conference on Computer Vision, Springer (2016) 322–337
3. Kholgade, N., Simon, T., Efros, A., Sheikh, Y.: 3d object manipulation in a single photograph using stock 3d models. ACM Transactions on Graphics (TOG) **33**(4) (2014) 127
4. Shum, H., Kang, S.B.: Review of image-based rendering techniques. In: Visual Communications and Image Processing 2000. Volume 4067., International Society for Optics and Photonics (2000) 2–14
5. Kingma, D.P., Welling, M.: Auto-encoding variational bayes. arXiv preprint arXiv:1312.6114 (2013)
6. Kingma, D., Ba, J.: Adam: A method for stochastic optimization. arXiv preprint arXiv:1412.6980 (2014)
7. Goodfellow, I., Pouget-Abadie, J., Mirza, M., Xu, B., Warde-Farley, D., Ozair, S., Courville, A., Bengio, Y.: Generative adversarial nets. In: Advances in neural information processing systems. (2014) 2672–2680
8. Berthelot, D., Schumm, T., Metz, L.: Began: Boundary equilibrium generative adversarial networks. arXiv preprint arXiv:1703.10717 (2017)
9. Arjovsky, M., Chintala, S., Bottou, L.: Wasserstein gan. arXiv preprint arXiv:1701.07875 (2017)
10. Mao, X., Li, Q., Xie, H., Lau, R.Y., Wang, Z., Smolley, S.P.: Least squares generative adversarial networks. arXiv preprint ArXiv:1611.04076 (2016)
11. Goodfellow, I.J.: NIPS 2016 tutorial: Generative adversarial networks. CoRR **abs/1701.00160** (2017)
12. Makhzani, A., Shlens, J., Jaitly, N., Goodfellow, I., Frey, B.: Adversarial autoencoders. arXiv preprint arXiv:1511.05644 (2015)
13. Kulkarni, T.D., Whitney, W.F., Kohli, P., Tenenbaum, J.: Deep convolutional inverse graphics network. In: Advances in Neural Information Processing Systems. (2015) 2539–2547
14. Chen, X., Duan, Y., Houthoofd, R., Schulman, J., Sutskever, I., Abbeel, P.: Infogan: Interpretable representation learning by information maximizing generative adversarial nets. In: Advances in Neural Information Processing Systems. (2016) 2172–2180
15. Dosovitskiy, A., Tobias Springenberg, J., Brox, T.: Learning to generate chairs with convolutional neural networks. In: Proceedings of the IEEE Conference on Computer Vision and Pattern Recognition. (2015) 1538–1546
16. Mirza, M., Osindero, S.: Conditional generative adversarial nets. arXiv preprint arXiv:1411.1784 (2014)
17. Reed, S., Sohn, K., Zhang, Y., Lee, H.: Learning to disentangle factors of variation with manifold interaction. In: International Conference on Machine Learning. (2014) 1431–1439
18. Kingma, D.P., Mohamed, S., Rezende, D.J., Welling, M.: Semi-supervised learning with deep generative models. In: Advances in Neural Information Processing Systems. (2014) 3581–3589
19. Park, E., Yang, J., Yumer, E., Ceylan, D., Berg, A.C.: Transformation-grounded image generation network for novel 3d view synthesis. arXiv preprint arXiv:1703.02921 (2017)
20. Zhou, T., Tulsiani, S., Sun, W., Malik, J., Efros, A.A.: View synthesis by appearance flow. In: European Conference on Computer Vision, Springer (2016) 286–301
21. Rezende, D.J., Eslami, S.A., Mohamed, S., Battaglia, P., Jaderberg, M., Heess, N.: Unsupervised learning of 3d structure from images. In: Advances in Neural Information Processing Systems. (2016) 4996–5004

22. Zhang, Z., Song, Y., Qi, H.: Age progression/regression by conditional adversarial autoencoder. arXiv preprint arXiv:1702.08423 (2017)
23. Gauthier, J.: Conditional generative adversarial nets for convolutional face generation. Class Project for Stanford CS231N: Convolutional Neural Networks for Visual Recognition, Winter semester **2014**(5) (2014) 2
24. Antipov, G., Baccouche, M., Dugelay, J.L.: Face aging with conditional generative adversarial networks. arXiv preprint arXiv:1702.01983 (2017)
25. Sohn, K., Lee, H., Yan, X.: Learning structured output representation using deep conditional generative models. In: Advances in Neural Information Processing Systems. (2015) 3483–3491
26. Ramachandran, P., Zoph, B., Le, Q.V.: Swish: a self-gated activation function. arXiv preprint arXiv:1710.05941 (2017)
27. Bao, J., Chen, D., Wen, F., Li, H., Hua, G.: Cvae-gan: Fine-grained image generation through asymmetric training. arXiv preprint arXiv:1703.10155 (2017)
28. Jason, J.Y., Harley, A.W., Derpanis, K.G.: Back to basics: Unsupervised learning of optical flow via brightness constancy and motion smoothness. In: Computer Vision—ECCV 2016 Workshops, Springer (2016) 3–10
29. Wang, Z., Bovik, A.C., Sheikh, H.R., Simoncelli, E.P.: Image quality assessment: from error visibility to structural similarity. IEEE transactions on image processing **13**(4) (2004) 600–612
30. Mathieu, M., Couprie, C., LeCun, Y.: Deep multi-scale video prediction beyond mean square error. arXiv preprint arXiv:1511.05440 (2015)
31. Paysan, P., Knothe, R., Amberg, B., Romdhani, S., Vetter, T.: A 3d face model for pose and illumination invariant face recognition. In: Advanced Video and Signal Based Surveillance, 2009. AVSS’09. Sixth IEEE International Conference on, Ieee (2009) 296–301
32. Chang, A., Funkhouser, T., Guibas, L., Hanrahan, P., Huang, Q., Li, Z., Savarese, S., Savva, M., Song, S., Su, H., et al.: An information-rich 3d model repository. arxiv preprint. arXiv preprint arXiv:1512.03012 **1**(7) (2015) 8
33. Sun, X., Wei, Y., Liang, S., Tang, X., Sun, J.: Cascaded hand pose regression. In: Proceedings of the IEEE Conference on Computer Vision and Pattern Recognition. (2015) 824–832
34. Tompson, J., Stein, M., Lecun, Y., Perlin, K.: Real-time continuous pose recovery of human hands using convolutional networks. ACM Transactions on Graphics (ToG) **33**(5) (2014) 169
35. Salimans, T., Goodfellow, I., Zaremba, W., Cheung, V., Radford, A., Chen, X.: Improved techniques for training gans. In: Advances in Neural Information Processing Systems. (2016) 2234–2242
36. Szegedy, C., Liu, W., Jia, Y., Sermanet, P., Reed, S., Anguelov, D., Erhan, D., Vanhoucke, V., Rabinovich, A.: Going deeper with convolutions. In: Proceedings of the IEEE conference on computer vision and pattern recognition. (2015) 1–9
37. Huang, G., Liu, Z., Weinberger, K.Q., van der Maaten, L.: Densely connected convolutional networks. arXiv preprint arXiv:1608.06993 (2016)
38. Ioffe, S., Szegedy, C.: Batch normalization: Accelerating deep network training by reducing internal covariate shift. In: International conference on machine learning. (2015) 448–456
39. Paszke, A., Chaurasia, A., Kim, S., Culurciello, E.: Enet: A deep neural network architecture for real-time semantic segmentation. arXiv preprint arXiv:1606.02147 (2016)
40. He, K., Zhang, X., Ren, S., Sun, J.: Delving deep into rectifiers: Surpassing human-level performance on imagenet classification. In: Proceedings of the IEEE international conference on computer vision. (2015) 1026–1034