

Stable Throughput Region of the Two-User Interference Channel

Nikolaos Pappas and Marios Kountouris

Abstract—The stable throughput region of the two-user interference channel is investigated here. First, the stability region for the general case is characterized. Second, we study the cases where the receivers treat interference as noise or perform successive interference cancellation. Furthermore, we provide conditions for the convexity of the stability region and for which a certain interference management strategy leads to broader stability region. Finally, we study the effect of random access on the stability region of the two-user interference channel.

I. INTRODUCTION

The theoretical foundation behind some of our society's most advanced technologies and communication infrastructure can be found in information theory, which has been a success story providing valuable insights and a roadmap to communication theorists and engineers. Information theory, as developed ever since Shannon's seminal paper, has mainly focused on single links (source-channel-destination) and centralized networks. A central question has been the maximization of the rate of reliable data transmission from a source to a destination and the concept of capacity, i.e. the boundary between the physically possible and physically impossible in terms of reliable data rate, plays a cardinal role. Communication link rates now approach the Shannon limit even in challenging time-varying wireless channels. The remarkable success of Shannon theory has not yet translated to communication networks. Extending the information-theoretic approach to a multi-terminal system involves the characterization of the maximum joint achievable rates at which different users sharing the channel can transmit (capacity region). Link-based information theory does not appear well-suited to the role of understanding network performance limits. This is partly because the capacity region is usually derived under the assumption of backlogged users and saturated (non-empty) queues. Considering the stochastic and bursty nature of traffic, other measures of rate performance become relevant and meaningful, such as the maximum stable throughput or stability region (in packets/slot). The stability region is defined as the union of all arrival rates for which all queue lengths stay finite or have a non-degenerate limiting probability distribution (there are several definitions of stability) [1]. These two regions are not in general identical and the conditions under which they coincide are known in very few cases [2].

There already exists a vast literature related to the determination of the stability region in wireless. Early work focuses on simple models, such as the collision channel and point-to-point communication link [3]. In this paper, we consider the two-user interference channel, which models communication scenarios in which multiple one-to-one transmissions over a common frequency band are taking place creating interference one each other. The capacity region of the general Gaussian interference channel is a long standing problem and is only known for special cases, such as Gaussian channels with weak ("noisy") or strong interference [4]–[6]. Furthermore, information-theoretic results advocate for different ways of handling the interference, including orthogonal access, treating interference as noise (IAN), successive interference cancellation (SIC), joint decoding and interference alignment [7]. There is a large amount of information- and communication-theoretic studies for the interference channels, including multi-user cognitive interference channels [8], power allocation [9], and multi-antenna beamforming [10]. Nevertheless, these studies ignore the effect of bursty traffic. Here, we investigate the stability region of the two-user interference channel, which, to the best of our knowledge, has not been reported to the literature.

A. Related work

In [11], the effect of multipacket reception on stability and delay of slotted ALOHA-based random access systems is considered. The stability region of the two-user broadcast channel is derived in [12]. In [13], the authors studied a cognitive interference channel, as well as the case of a primary user and a cognitive user with and without relaying capabilities. The maximum stable throughput of the cognitive user for a fixed throughput selected by the primary user is derived. Using the effective capacity framework, [14] studies the throughput region of broadcast and interference channels under statistical delay constraints. The stability region exploiting past receptions is derived in [15] and [16] focuses on the power allocation of two-user interference channels with unsaturated traffic. The stability region of the two-user interference channel is first derived in the conference version of this journal [17].

B. Contributions

In this work, we investigate the two-user interference channel, where each user has bursty arrivals and transmits a packet whenever its queue is not empty, and we obtain the exact stability region for the general case. The characterization of the stability region is a challenging problem due to the fact

N. Pappas is with the Department of Science and Technology, Linköping University, SE-60174 Norrköping, Sweden. Email: nikolaos.pappas@liu.se.

M. Kountouris is with the Mathematical and Algorithmic Sciences Lab, Paris Research Center, Huawei Technologies Co. Ltd. Boulogne-Billancourt, 92100, France. Email: marios.kountouris@huawei.com.

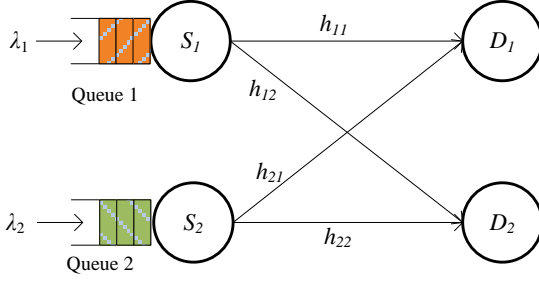


Fig. 1: Two-user interference channel with bursty arrivals.

that the user queues are coupled, i.e. the service process of a queue depends on the status of the other queues. To overcome this difficulty, the stochastic dominance technique is used here [18]. We also consider the cases where each receiver treats interference as noise or employ successive interference cancellation. Furthermore, we derive conditions for the convexity of the stability region and we show under which system parameters, each interference management technique is superior (in the sense of broader stability region) compared to the other. Finally, we study the case of random access and we derive the stability conditions of the two-user interference channel under random access.

In Section II we describe the system model and using this in Section III we calculate the stability region and obtain the convexity conditions. In Sections IV and V we consider the case where both the receivers treat interference as noise and apply successive interference cancellation. In Section VI we consider the case where one receiver treat interference as noise and the other apply successive interference cancellation. In Section VII, we derive the stability region in the general case under random access and in Section VIII we discuss about the closure of the stability region. In Section IX we provide numerical evaluation of the analytical results presented in the aforementioned sections. The paper concludes in Section X.

II. SYSTEM MODEL

We consider a two-user interference channel, as depicted in Fig. 1, in which each source $S_i, i = 1, 2$ intends to communicate with its respective destination $D_i, i = 1, 2$. The packet arrival processes at S_1 and S_2 are assumed to be independent and stationary with mean rates λ_1 and λ_2 , respectively. Transmitter S_i has an infinite capacity queue to store incoming packets and Q_i denotes the size in number packets of the i -th queue. The packets are assumed to have the same size.

Time is assumed to be slotted and each source transmits a packet in a timeslot if its queue is not empty; otherwise it remains silent.¹ The transmission of one packet requires one timeslot and we assume that ACKs are instantaneous and error-free, this is a simplifying, standard assumption in studies of this kind. If a packet fails to be decoded correctly by its intended destination, then the packet will remain in its queue and will be retransmitted in the next time slot.

¹In Section VII, we will consider the case of random access.

A block fading channel model is considered here with Rayleigh fading, i.e. the fading coefficients h_{ij} remain constant during one timeslot, but change independently from one timeslot to another based on a circularly symmetric complex Gaussian distribution with zero mean and unit variance. The noise is assumed to be additive white Gaussian with zero mean and unit variance. With p_i we denote the transmission power of source S_i , and r_{ij} is the distance between transmitter S_i and receiver D_j with α being the path loss exponent.

Let \mathcal{D}_i^T denote the event that destination i is able to decode the packet transmitted from the i -th source given a set of active transmitters denoted by \mathcal{T} i.e. $\mathcal{D}_1^{\{1,2\}}$ denotes the event that the first destination can decode the information from the first source when both transmitters are active, i.e. $\mathcal{T} = \{1, 2\}$. When only S_i is active the event $\mathcal{D}_i^{\{i\}}$ is defined as

$$\mathcal{D}_i^{\{i\}} \triangleq \left\{ \text{SNR}_i \triangleq |h_{ii}|^2 r_{ii}^{-\alpha} p_i \geq \gamma_i \right\}, \quad (1)$$

which denotes that the received signal-to-noise ratio (SNR) of the i -th receiver is above a certain threshold γ_i . Then, the probability that the link ii is not in outage when only S_i is active is given by [19]

$$\Pr(\mathcal{D}_i^{\{i\}}) = \Pr\{\text{SNR}_i \geq \gamma_i\} = \exp\left(-\frac{\gamma_i r_{ii}^\alpha}{p_i}\right). \quad (2)$$

The events $\mathcal{D}_i^{\{i,j\}}$ (both sources are active) are defined based on the specific interference treatment on each receiver, thus we will present them the next sections.

A. Stability Criterion

We adopt the following definition of queue stability [1]:

Definition 1. Denote by Q_i^t the length of queue i at the beginning of time slot t . The queue is said to be stable if $\lim_{t \rightarrow \infty} \Pr[Q_i^t < x] = F(x)$ and $\lim_{x \rightarrow \infty} F(x) = 1$.

Although we do not make explicit use of this definition we use its corollary consequence which is Loynes' theorem [20] that states that if the arrival and service processes of a queue are strictly jointly stationary and the average arrival rate is less than the average service rate, then the queue is stable. If the average arrival rate is greater than the average service rate, then the queue is unstable and the value of Q_i^t approaches infinity almost surely.

The stability region of the system is defined as the set of arrival rate vectors $\lambda = (\lambda_1, \lambda_2)$ for which the queues in the system are stable.

III. STABILITY ANALYSIS: GENERAL CASE

In this section we provide the stability region in a parametric form without considering any specific technique for treating the interference at the receivers. The main result of this section is oblivious to the details of how successful reception is achieved. It is just based on the values of the success probabilities which may depend on several factors like power, rate, distance, coding and decoding algorithms. Those are considered in subsequent sections.

The service rates for the sources are given by

$$\mu_1 = \Pr[Q_2 > 0] \Pr(\mathcal{D}_1^{\{1,2\}}) + \Pr[Q_2 = 0] \Pr(\mathcal{D}_1^{\{1\}}), \quad (3)$$

$$\mu_2 = \Pr[Q_1 > 0] \Pr(\mathcal{D}_2^{\{1,2\}}) + \Pr[Q_1 = 0] \Pr(\mathcal{D}_2^{\{2\}}). \quad (4)$$

Since the average service rate of each queue depends on the queue size of the other queues, it cannot be computed directly. Therefore, we apply the stochastic dominance technique [18]; that is, we construct hypothetical dominant systems, in which one of the sources transmits dummy packets when its packet queue is empty, while the other transmits according to its traffic.

A. The first dominant system

We consider the first dominant system, in which S_1 transmits dummy packets whenever its queue is empty, while S_2 behaves in the same way as in the original system. All other assumptions remain unaltered in the dominant system.

From Loyne's criterion [20] it is known that the queue at the second source is stable if and only if $\lambda_2 < \mu_2$. Therefore, the stability condition is given by

$$\lambda_2 < \mu_2 = \Pr(\mathcal{D}_2^{\{1,2\}}). \quad (5)$$

From Little's theorem [21], the probability that the queue of the second transmitter is empty is given by

$$\Pr[Q_2 > 0] = \frac{\lambda_2}{\Pr(\mathcal{D}_2^{\{1,2\}})}. \quad (6)$$

Substituting (6) into (3), we have that the service rate for the first source is given by

$$\mu_1 = \Pr(\mathcal{D}_1^{\{1\}}) - \frac{\lambda_2 \Pr(\mathcal{D}_1^{\{1\}})}{\Pr(\mathcal{D}_2^{\{1,2\}})} + \frac{\lambda_2 \Pr(\mathcal{D}_1^{\{1,2\}})}{\Pr(\mathcal{D}_2^{\{1,2\}})}. \quad (7)$$

The queue at the first source is stable if and only if $\lambda_1 < \mu_1$; hence the stability condition is given by

$$\lambda_1 < \Pr(\mathcal{D}_1^{\{1\}}) - \frac{\lambda_2 \Pr(\mathcal{D}_1^{\{1\}})}{\Pr(\mathcal{D}_2^{\{1,2\}})} + \frac{\lambda_2 \Pr(\mathcal{D}_1^{\{1,2\}})}{\Pr(\mathcal{D}_2^{\{1,2\}})}. \quad (8)$$

The stability region \mathcal{R}_1 , obtained by the first dominant system and conditions (8) and (5), is given by (9) (on top of the next page).

B. The second dominant system

In the second dominant system, source S_2 transmits dummy packets when its queue is empty and all other assumptions remain unaltered. Similarly to the first dominant system and using Loyne's criterion, the stability condition is given by

$$\lambda_1 < \mu_1 = \Pr(\mathcal{D}_1^{\{1,2\}}), \quad (11)$$

since the queue at the first source is stable if and only if $\lambda_1 < \mu_1$.

The probability that the queue of the first user is empty is given by

$$\Pr[Q_1 > 0] = \frac{\lambda_1}{\Pr(\mathcal{D}_1^{\{1,2\}})}. \quad (12)$$

Therefore, substituting (12) into (4) and given that the second queue is stable if and only if $\lambda_2 < \mu_2$, the stability condition is given by

$$\lambda_2 < \mu_2 = \Pr(\mathcal{D}_2^{\{2\}}) - \frac{\lambda_1 \Pr(\mathcal{D}_2^{\{2\}})}{\Pr(\mathcal{D}_1^{\{1,2\}})} + \frac{\lambda_1 \Pr(\mathcal{D}_2^{\{1,2\}})}{\Pr(\mathcal{D}_1^{\{1,2\}})}. \quad (13)$$

The stability region \mathcal{R}_2 , obtained by the second dominant system and conditions (13) and (11), is given on the top of this page by (10).

An important observation made in [18] is that the stability conditions obtained by the stochastic dominance technique are not only sufficient but also necessary conditions for the stability of the original system. The *indistinguishability* argument [18] applies to our problem as well. Based on the construction of the dominant system, it is easy to see that the queues of the dominant system are always larger in size than those of the original system, provided they are both initialized to the same value. Therefore, given $\lambda_2 < \mu_2$, if for some λ_1 , the queue at S_1 is stable in the dominant system, then the corresponding queue in the original system must be stable. Conversely, if for some λ_1 in the dominant system, the queue at node S_1 saturates, then it will not transmit dummy packets, and as long as S_1 has a packet to transmit, the behavior of the dominant system is identical to that of the original system because dummy packet transmissions are eliminated as we approach the stability boundary. Therefore, the original and the dominant systems are indistinguishable at the boundary points.

The stability region is given by $\mathcal{R} = \mathcal{R}_1 \cup \mathcal{R}_2$, is depicted in Fig. 2, and is a two-dimensional *convex polyhedron* when the following condition holds:

$$\frac{\Pr(\mathcal{D}_1^{\{1,2\}})}{\Pr(\mathcal{D}_1^{\{1\}})} + \frac{\Pr(\mathcal{D}_2^{\{1,2\}})}{\Pr(\mathcal{D}_2^{\{2\}})} \geq 1. \quad (14)$$

When equality holds in (14), the region is a triangle and coincides with the case of time-sharing. Convexity is an important property since it corresponds to the case when parallel concurrent transmissions are preferable to a time-sharing scheme. Additionally, convexity of the stability region implies that if two rate pairs are stable, then any rate pair lying on the line segment joining those two rate pairs is also stable.

The aforementioned result on the stability region holds for any interference management technique. In the following sections, we particularize the stability conditions considering different ways of treating the interference.

IV. IAN AT BOTH RECEIVERS

In this section, we consider the case where both destinations decode their individual messages by treating the interference

$$\mathcal{R}_1 = \left\{ (\lambda_1, \lambda_2) : \frac{\lambda_1}{\Pr(\mathcal{D}_1^{\{1\}})} + \frac{[\Pr(\mathcal{D}_1^{\{1\}}) - \Pr(\mathcal{D}_1^{\{1,2\}})] \lambda_2}{\Pr(\mathcal{D}_1^{\{1\}}) \Pr(\mathcal{D}_2^{\{1,2\}})} < 1, \lambda_2 < \Pr(\mathcal{D}_2^{\{1,2\}}) \right\} \quad (9)$$

$$\mathcal{R}_2 = \left\{ (\lambda_1, \lambda_2) : \frac{\lambda_2}{\Pr(\mathcal{D}_2^{\{2\}})} + \frac{[\Pr(\mathcal{D}_2^{\{2\}}) - \Pr(\mathcal{D}_2^{\{1,2\}})] \lambda_1}{\Pr(\mathcal{D}_2^{\{2\}}) \Pr(\mathcal{D}_1^{\{1,2\}})} < 1, \lambda_1 < \Pr(\mathcal{D}_1^{\{1,2\}}) \right\} \quad (10)$$

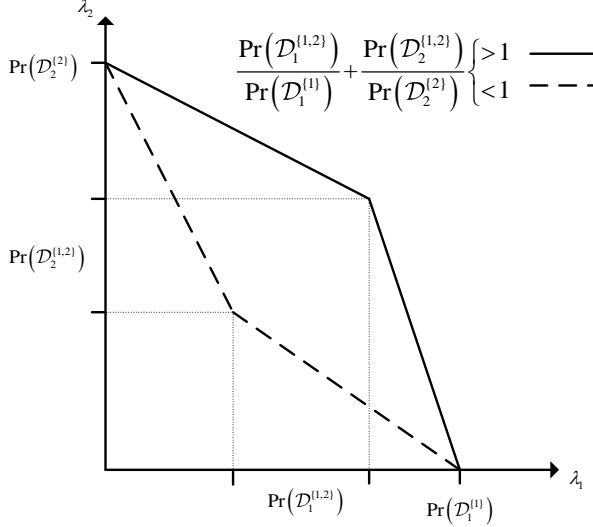


Fig. 2: The stability region for the general case.

from unintended sources as noise. When both transmitters are active, the event $\mathcal{D}_i^{\{i,j\}}$ is given by

$$\mathcal{D}_i^{\{i,j\}} \triangleq \left\{ \gamma_i \leq \frac{|h_{ii}|^2 r_{ii}^{-a} p_i}{1 + |h_{ji}|^2 r_{ji}^{-a} p_j} \triangleq \text{SINR}_i \right\}. \quad (15)$$

The probability that the channel between the i -th transmitter and the i -th receiver is not in outage when all the sources are active is given by [19]:

$$\begin{aligned} \Pr(\mathcal{D}_i^{\{i,j\}}) &= \Pr\{\text{SINR}_i \geq \gamma_i\} = \\ &= \exp\left(-\frac{\gamma_i r_{ii}^a}{p_i}\right) \left[1 + \gamma_i \frac{p_j}{p_i} \left(\frac{r_{ii}}{r_{ji}}\right)^a\right]^{-1}, \text{ for } i = 1, 2 \end{aligned} \quad (16)$$

Substituting (2), (16) to (9), (10), we obtain the stability sub-regions (17) and (18) respectively, given on the top of next page. The $\mathcal{R}_1^{\text{IAN}}$ and $\mathcal{R}_2^{\text{IAN}}$ can be presented in a more compact form given in (19) and (20), respectively.

The stability region when both receivers can decode their messages by treating interference as noise is $\mathcal{R}^{\text{IAN}} = \mathcal{R}_1^{\text{IAN}} \cup \mathcal{R}_2^{\text{IAN}}$.

Substituting (2) and (16) to (14) we have that \mathcal{R}^{IAN} is a convex set when $\frac{\Pr\{\text{SINR}_1 \geq \gamma_1\}}{\Pr\{\text{SNR}_1 \geq \gamma_1\}} + \frac{\Pr\{\text{SINR}_2 \geq \gamma_2\}}{\Pr\{\text{SNR}_2 \geq \gamma_2\}} \geq 1$, which leads to the condition

$$\gamma_1 \gamma_2 \leq \left(\frac{r_{12} r_{21}}{r_{22} r_{11}}\right)^a. \quad (21)$$

The \mathcal{R}^{IAN} when (21) holds, is depicted in Fig. 3.

V. SIC AT BOTH RECEIVERS

In this section we consider the case where both receivers employ successive interference cancellation when both transmitters are active. If the destination D_j knows the codebook of S_i , it can perform SIC by first decoding the message sent by S_i , removing its contribution (interference) to the received signal, and then decoding its own message. By following the described procedure, receiver D_i is able to decode the transmitted packet by S_i when both sources are active, if the following conditions are satisfied

$$\gamma_j \leq \frac{|h_{ji}|^2 r_{ji}^{-a} p_j}{1 + |h_{ii}|^2 r_{ii}^{-a} p_i} \triangleq \text{SINR}_{ji} \text{ and } \gamma_i \leq \text{SNR}_i. \quad (22)$$

Thus, the event $\mathcal{D}_i^{\{i,j\}}$ is given by $\mathcal{D}_i^{\{i,j\}} = \{\text{SINR}_{ji} \geq \gamma_j\} \cap \{\text{SNR}_i \geq \gamma_i\}$. The following lemma provides the probability that D_i can decode the transmitted information from S_i given that both sources are active.

Lemma 1. *The success probability between the i -th transmitter and the i -th receiver, when both sources are active and the i -th receiver performs SIC is given by*

$$\begin{aligned} \Pr(\mathcal{D}_i^{\{i,j\}}) &= \Pr\{\{\text{SINR}_{ji} \geq \gamma_j\} \cap \{\text{SNR}_i \geq \gamma_i\}\} \\ &= \exp\left(-\frac{\gamma_i r_{ii}^a}{p_i}\right) \exp\left[-\frac{\gamma_j (1 + \gamma_i) r_{ji}^a}{p_j}\right] \left[1 + \gamma_j \frac{p_i}{p_j} \left(\frac{r_{ji}}{r_{ii}}\right)^a\right]^{-1}. \end{aligned} \quad (23)$$

Proof. Without loss of generality, we will give the proof for the success probability for the first transmitter. The transmission to the first receiver, when both sources are active, is successful if $\{\text{SINR}_{j1} \geq \gamma_j\} \cap \{\text{SNR}_1 \geq \gamma_1\}$ which is equivalent to

$$\left\{ \frac{|h_{21}|^2 r_{21}^{-a} p_2}{1 + |h_{11}|^2 r_{11}^{-a} p_1} \geq \gamma_2 \right\} \cap \{p_1 |h_{11}|^2 r_{11}^{-a} \geq \gamma_1\}. \quad (24)$$

Then we obtain that

$$\left\{ |h_{21}|^2 \geq \frac{\gamma_2 + \gamma_2 |h_{11}|^2 r_{11}^{-a} p_1}{r_{21}^{-a} p_2} \right\} \cap \left\{ |h_{11}|^2 \geq \frac{\gamma_1}{p_1 r_{11}^{-a}} \right\}. \quad (25)$$

$$\mathcal{R}_1^{\text{IAN}} = \left\{ (\lambda_1, \lambda_2) : \frac{\lambda_1}{\exp\left(-\frac{\gamma_1 r_{11}^a}{p_1}\right)} + \frac{\gamma_1 \frac{p_2}{p_1} \left(\frac{r_{11}}{r_{21}}\right)^a + \gamma_1 \gamma_2 \left(\frac{r_{11} r_{22}}{r_{12} r_{21}}\right)^a}{\exp\left(-\frac{\gamma_2 r_{22}^a}{p_2}\right)} \lambda_2 < 1, \lambda_2 < \frac{\exp\left(-\frac{\gamma_2 r_{22}^a}{p_2}\right)}{\left[1 + \gamma_2 \frac{p_1}{p_2} \left(\frac{r_{22}}{r_{12}}\right)^a\right]} \right\} \quad (17)$$

$$\mathcal{R}_2^{\text{IAN}} = \left\{ (\lambda_1, \lambda_2) : \frac{\lambda_2}{\exp\left(-\frac{\gamma_2 r_{22}^a}{p_2}\right)} + \frac{\gamma_2 \frac{p_1}{p_2} \left(\frac{r_{22}}{r_{12}}\right)^a + \gamma_1 \gamma_2 \left(\frac{r_{22} r_{11}}{r_{12} r_{21}}\right)^a}{\exp\left(-\frac{\gamma_1 r_{11}^a}{p_1}\right)} \lambda_1 < 1, \lambda_1 < \frac{\exp\left(-\frac{\gamma_1 r_{11}^a}{p_1}\right)}{\left[1 + \gamma_1 \frac{p_2}{p_1} \left(\frac{r_{11}}{r_{21}}\right)^a\right]} \right\} \quad (18)$$

$$\mathcal{R}_1^{\text{IAN}} = \left\{ (\lambda_1, \lambda_2) : \frac{\lambda_1}{\Pr\{\text{SNR}_1 \geq \gamma_1\}} + \frac{\Pr\{\text{SNR}_1 \geq \gamma_1\} - \Pr\{\text{SINR}_1 \geq \gamma_1\}}{\Pr\{\text{SNR}_1 \geq \gamma_1\} \Pr\{\text{SINR}_2 \geq \gamma_2\}} \lambda_2 < 1, \lambda_2 < \Pr\{\text{SINR}_2 \geq \gamma_2\} \right\} \quad (19)$$

$$\mathcal{R}_2^{\text{IAN}} = \left\{ (\lambda_1, \lambda_2) : \frac{\lambda_2}{\Pr\{\text{SNR}_2 \geq \gamma_2\}} + \frac{\Pr\{\text{SNR}_2 \geq \gamma_2\} - \Pr\{\text{SINR}_2 \geq \gamma_2\}}{\Pr\{\text{SNR}_2 \geq \gamma_2\} \Pr\{\text{SINR}_1 \geq \gamma_1\}} \lambda_1 < 1, \lambda_1 < \Pr\{\text{SINR}_1 \geq \gamma_1\} \right\} \quad (20)$$

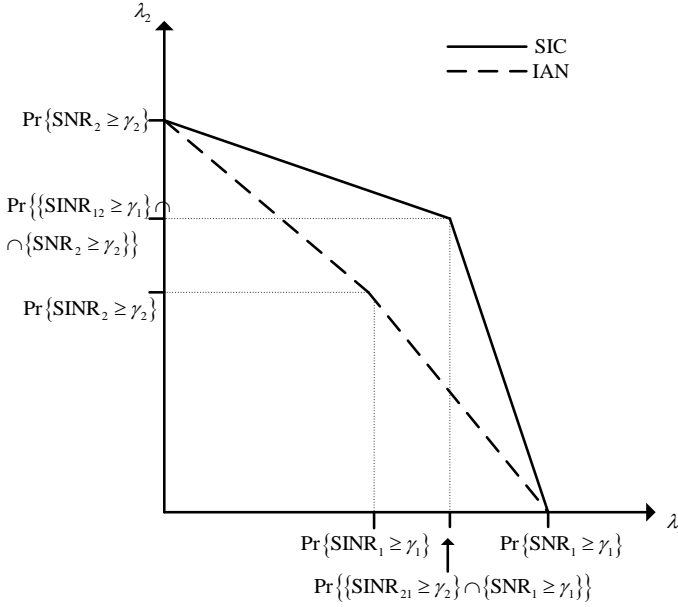


Fig. 3: The stability region for the case where both receivers apply IAN and SIC. The condition (31) holds for both receivers.

The success probability can be expressed as

$$\begin{aligned} \Pr \left[\left\{ |h_{21}|^2 \geq \frac{\gamma_2 + \gamma_2 |h_{11}|^2 r_{11}^{-a} p_1}{r_{21}^{-a} p_2} \right\} \cap \left\{ |h_{11}|^2 \geq \frac{\gamma_1}{p_1 r_{11}^{-a}} \right\} \right] &= \\ &= \int_{\frac{\gamma_1}{p_1 r_{11}^{-a}}}^{\infty} \Pr \left[|h_{21}|^2 \geq \frac{\gamma_2 + \gamma_2 r_{11}^{-a} p_1 x}{r_{21}^{-a} p_2} \mid |h_{11}|^2 = x \right] \Pr\{\text{SINR}_i \geq \gamma_i\} < \Pr\{\{\text{SINR}_{ji} \geq \gamma_j\} \cap \{\text{SNR}_i \geq \gamma_i\}\}, \\ &\quad \times f_{|h_{11}|^2}(x) dx. \end{aligned} \quad (26)$$

Then, we have that the success probability can be written as

$$\begin{aligned} \Pr(\mathcal{D}_1^{\{1,2\}}) &= \\ &= \int_{\frac{\gamma_1}{p_1 r_{11}^{-a}}}^{\infty} \left[1 - F_{|h_{21}|^2} \left(\frac{\gamma_2 + \gamma_2 r_{11}^{-a} p_1 x}{r_{21}^{-a} p_2} \right) \right] \\ &\quad \times f_{|h_{11}|^2}(x) dx. \end{aligned} \quad (27)$$

Note that $f_{|h_{11}|^2}(x) = \exp(-x)$ and $F_{|h_{11}|^2}(x) = 1 - \exp(-x)$ due to the Rayleigh fading assumption.

Then, we can conclude that the success probability is given by

$$\Pr(\mathcal{D}_1^{\{1,2\}}) = \exp\left(-\frac{\gamma_1 r_{11}^a}{p_1}\right) \frac{\exp\left[-\frac{\gamma_2(1+\gamma_1)r_{21}^a}{p_2}\right]}{\left[1 + \gamma_2 \frac{p_1}{p_2} \left(\frac{r_{21}}{r_{11}}\right)^a\right]}. \quad (28)$$

□

The probability $\Pr(\mathcal{D}_i^{\{i\}}) = \Pr(\text{SNR}_i \geq \gamma_i)$ is given by (2). Substituting (2) and (23) to (9) and (10) we obtain that the subregions are (29) and (30).

The stability region $\mathcal{R}^{\text{SIC}} = \mathcal{R}_1^{\text{SIC}} \cup \mathcal{R}_2^{\text{SIC}}$ is a convex set if

$$\Pr\{\{\text{SINR}_{21} \geq \gamma_2\} \mid \{\text{SNR}_1 \geq \gamma_1\}\} + \Pr\{\{\text{SINR}_{12} \geq \gamma_1\} \mid \{\text{SNR}_2 \geq \gamma_2\}\} \geq 1.$$

The \mathcal{R}^{SIC} is depicted in Fig. 3 when is a convex set.

A. SIC vs. IAN

We provide here the conditions under which SIC is better than IAN in the sense that $\mathcal{R}^{\text{IAN}} \subset \mathcal{R}^{\text{SIC}}$. Comparing \mathcal{R}^{IAN} and \mathcal{R}^{SIC} , we have that SIC provides better performance when the following condition is met for both receivers (see Fig. 3):

which leads to the following condition after substitution:

$$\frac{1 + \gamma_j \frac{p_i}{p_j} \left(\frac{r_{ji}}{r_{ii}}\right)^a}{1 + \gamma_i \frac{p_j}{p_i} \left(\frac{r_{ii}}{r_{ji}}\right)^a} < \exp\left(-\frac{\gamma_j(1+\gamma_i)r_{ji}^a}{p_j}\right). \quad (32)$$

If the condition (32) is not satisfied at both receivers, then IAN provides superior performance as compared to SIC. In the case that the condition is not met at D_i but holds for D_j , then IAN should be used for D_i and SIC for D_j . The stability region for the aforementioned case is provided in the next section.

$$\mathcal{R}_1^{\text{SIC}} = \left\{ (\lambda_1, \lambda_2) : \frac{\lambda_1}{\Pr\{\text{SNR}_1 \geq \gamma_1\}} + \frac{1 - \Pr\{\{\text{SINR}_{21} \geq \gamma_2\} \mid \{\text{SNR}_1 \geq \gamma_1\}\}}{\Pr\{\{\text{SINR}_{12} \geq \gamma_1\} \cap \{\text{SNR}_2 \geq \gamma_2\}\}} \lambda_2 < 1, \right. \\ \left. \lambda_2 < \Pr\{\{\text{SINR}_{12} \geq \gamma_1\} \cap \{\text{SNR}_2 \geq \gamma_2\}\} \right\} \quad (29)$$

$$\mathcal{R}_2^{\text{SIC}} = \left\{ (\lambda_1, \lambda_2) : \frac{\lambda_2}{\Pr\{\text{SNR}_2 \geq \gamma_2\}} + \frac{1 - \Pr\{\{\text{SINR}_{12} \geq \gamma_1\} \mid \{\text{SNR}_2 \geq \gamma_2\}\}}{\Pr\{\{\text{SINR}_{21} \geq \gamma_2\} \cap \{\text{SNR}_1 \geq \gamma_1\}\}} \lambda_1 < 1, \right. \\ \left. \lambda_1 < \Pr\{\{\text{SINR}_{21} \geq \gamma_2\} \cap \{\text{SNR}_1 \geq \gamma_1\}\} \right\} \quad (30)$$

VI. SIC AT D_1 - IAN AT D_2

In this section we consider the case where, without loss of generality, the first receiver decodes the interference using SIC (condition (32) holds for D_1), whereas the second receiver applies IAN, i.e. inequality (32) holds with the opposite direction.

For the first destination, which decodes the transmitted message applying SIC, the probability of successful event $\Pr(\mathcal{D}_1^{\{1,2\}}) = \Pr\{\{\text{SNR}_1 \geq \gamma_1\} \cap \Pr\{\text{SINR}_{21} \geq \gamma_2\}\}$, is given by (23).

For the second destination, the probability $\Pr(\mathcal{D}_2^{\{1,2\}}) = \Pr\{\text{SINR}_2 \geq \gamma_2\}$ is given by (16). Note that when only i -th source transmits, then we need that the SNR to be greater than threshold γ_i .

The stability region is given by $\mathcal{R}^{\text{SIC-IAN}} = \mathcal{R}_1^{\text{SIC-IAN}} \cup \mathcal{R}_2^{\text{SIC-IAN}}$ and is shown in Fig. 4. The subregions (33) and (34) are obtained respectively by substituting (16) and (23) into (9) and (10) for the first and section destination respectively.

Note that the stability region $\mathcal{R}^{\text{SIC-IAN}}$ is a convex set if $\Pr\{\{\text{SINR}_{21} \geq \gamma_2\} \mid \{\text{SNR}_1 \geq \gamma_1\}\} + \frac{\Pr\{\text{SINR}_2 \geq \gamma_2\}}{\Pr\{\text{SNR}_2 \geq \gamma_2\}} \geq 1$.

VII. THE EFFECT OF RANDOM ACCESS IN THE STABILITY REGION

Random access is an active research area, which has recently re-gained interest because of the need of massive uncoordinated access in large networks. Several fundamental questions remain open even for very simple network configurations.

Here we extend the previous analysis to the case where the sources transmit in a random access manner. More specifically, when a source $i, i = 1, 2$, has a non-empty queue transmits a packet with probability q_i . Then the service rates for the sources are given by

$$\mu_1 = q_1 q_2 \Pr[Q_2 > 0] \Pr(\mathcal{D}_1^{\{1,2\}}) + \quad (35)$$

$$+ q_1 (1 - q_2 \Pr[Q_2 = 0]) \Pr(\mathcal{D}_1^{\{1\}}), \quad (36)$$

$$\mu_2 = q_1 q_2 \Pr[Q_1 > 0] \Pr(\mathcal{D}_2^{\{1,2\}}) + \quad (37)$$

$$+ q_2 (1 - q_1 \Pr[Q_1 = 0]) \Pr(\mathcal{D}_2^{\{2\}}). \quad (38)$$

Since the queues are coupled, we follow the same methodology of dominant systems as in Section III, and we obtain the stability region $\mathcal{R}^{\text{RA}} = \mathcal{R}_1^{\text{RA}} \cup \mathcal{R}_2^{\text{RA}}$. $\mathcal{R}_1^{\text{RA}}$ and $\mathcal{R}_2^{\text{RA}}$ are given by (39) and (40) respectively.

In order to compute the success probabilities in the stability region, we can consider the techniques in Sections IV, V, and VI.

VIII. CLOSURE OF THE STABILITY REGION

In the Sections III - VI, we obtained the stability region in terms of success probabilities under the assumption of fixed powers.

If we take the union of these regions over all possible power allocations to the transmitters, we obtain the envelope of the individual stability regions. This corresponds to the closure of the stability region and is defined in (41).

$$\mathcal{L} \triangleq \bigcup_{(p_1, p_2) \in [0, p_{\max}]^2} (\mathcal{L}_1(p_1, p_2) \cup \mathcal{L}_2(p_1, p_2)) \quad (41)$$

In (41), $\mathcal{L}_i(p_1, p_2) \triangleq \mathcal{R}_i$ for $i = 1, 2$ are obtained Section III in the general form, and p_{\max} denotes the maximum power that we can allocate in a transmitter.

In Section VII, we obtained the stability region when the sources access the medium in a random access manner. We obtained the stability region with fixed transmission probability vectors (q_1, q_2) and with fixed power allocations (p_1, p_2) . If we take the union of these regions over all possible transmission probabilities of the users and over all power allocations we obtain the closure of the stability region defined as

$$\mathcal{F} \triangleq \left(\bigcup_{\vec{v} \in [0,1]^2 \times [0, p_{\max}]^2} \mathcal{F}_1(\vec{v}) \right) \cup \left(\bigcup_{\vec{v} \in [0,1]^2 \times [0, p_{\max}]^2} \mathcal{F}_2(\vec{v}) \right), \quad (42)$$

where $\mathcal{F}_i(\vec{v}) \triangleq \mathcal{R}_i^{\text{RA}}$ for $i = 1, 2$ are obtained in Section VII and $\vec{v} = (q_1, q_2, p_1, p_2)$.

In general, the analytical derivation of the closure of the stability region is a difficult task. In the next section we will provide numerical evaluation of the closure for several cases.

IX. NUMERICAL RESULTS

In this section, we evaluate numerically the analytical results obtained in the previous sections. We examine two topologies of the two-user interference channel, $r_{11} = r_{22} = 10$, $r_{12} = r_{21} = 5$, and $r_{11} = r_{22} = 14$, $r_{12} = 15$, $r_{21} = 10$. We let $a = 2$ and $p_{\max} = 800$. Furthermore, we consider two sets for the SINR thresholds, $\gamma_1 = 0.5$, $\gamma_2 = 0.4$ and $\gamma_1 = 2$, $\gamma_2 = 1.4$ respectively. Recall that the fading model is assumed to be Rayleigh distributed, and the noise is assumed additive white Gaussian with zero mean and unit variance.

$$\mathcal{R}_1^{\text{SIC-IAN}} = \left\{ (\lambda_1, \lambda_2) : \frac{\lambda_1}{\Pr\{\text{SNR}_1 \geq \gamma_1\}} + \frac{1 - \Pr\{\{\text{SINR}_{21} \geq \gamma_2\} \mid \{\text{SNR}_1 \geq \gamma_1\}\}}{\Pr\{\text{SINR}_2 \geq \gamma_2\}} \lambda_2 < 1, \lambda_2 < \Pr\{\text{SINR}_2 \geq \gamma_2\} \right\} \quad (33)$$

$$\mathcal{R}_2^{\text{SIC-IAN}} = \left\{ (\lambda_1, \lambda_2) : \frac{\lambda_2}{\Pr\{\text{SNR}_2 \geq \gamma_2\}} + \frac{\Pr\{\text{SNR}_2 \geq \gamma_2\} - \Pr\{\text{SINR}_2 \geq \gamma_2\}}{\Pr\{\text{SNR}_2 \geq \gamma_2\} \Pr\{\{\text{SINR}_{21} \geq \gamma_2\} \cap \{\text{SNR}_1 \geq \gamma_1\}\}} \lambda_1 < 1, \right. \quad (34)$$

$$\left. \lambda_1 < \Pr\{\{\text{SINR}_{21} \geq \gamma_2\} \cap \{\text{SNR}_1 \geq \gamma_1\}\} \right\}$$

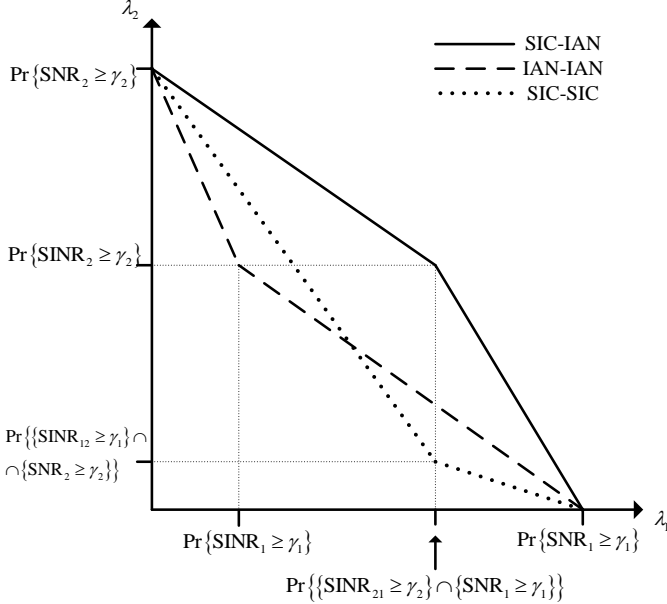


Fig. 4: Stability region comparison when condition (31) does not hold for both receivers.

A. Closure of the stability region over all power allocations

1) *First Topology*: $r_{11} = r_{22} = 10$, $r_{12} = r_{21} = 5$: In Fig. 5 is depicted the closure of the stability regions for the case where both the receiver apply IAN, SIC, and the case where one applies SIC and the second IAN. The black line in Figs. 5 (a)-(d) denotes the stability region for each scheme for the case where both sources transmit with the maximum allowed power $p_{max} = 800$.

An interesting observation is that for the SIC case, the black line defines the closure of the region which is not the case for IAN. For IAN when the SINR thresholds are less than one, the black line defines the closure for the case where the traffic is on the low regime for the one transmitted and the high for the other. On the other hand, when the SINR thresholds are higher than one, then the black line approaches the closure.

We observe that SIC has the best performance among the schemes, which is expected, since in this topology, it is easier to decode the received interference first and then decode the intended packet with the SNR criterion.

We observe that for both $\gamma_1 = 0.5$, $\gamma_2 = 0.4$ and $\gamma_1 = 2$, $\gamma_2 = 1.4$, the closure of the stability region for SIC is convex set, which also shows superiority compared to time division. For IAN, we have in both cases a non-convex set, but for the SIC-IAN scheme which is depicted in Fig. 5 (e) and 5 (f), we have a transition from the convex to the non-convex set for

the higher values of the SINR threshold.

2) *Second Topology*: $r_{11} = r_{22} = 14$, $r_{12} = 15$, $r_{21} = 10$: In this part, we consider the closure over all power allocations for the three considered schemes and the topology described by $r_{11} = r_{22} = 14$, $r_{12} = 15$, $r_{21} = 10$. The closures are depicted in Fig. 6 for two cases of SINR thresholds $\gamma_1 = 0.5$, $\gamma_2 = 0.4$ and $\gamma_1 = 2$, $\gamma_2 = 1.4$ respectively.

The black line in Figs. 5 (a)-(d) denotes the stability region for each scheme for the case where both sources transmit with the maximum allowed power $p_{max} = 800$.

We observe that the black line defines the closure for the SIC for both cases of SINR thresholds. For the IAN, the black line approximates the closure, for lower SINR thresholds there is a deviation in the area of high traffic regime for the transmitter and the medium-low traffic regime for the second transmitter. For the higher SINR thresholds, the black line approximates well the closure for the IAN.

Another observation is that for the higher SINR thresholds, all the cases are non-convex sets, which is an indication that is better to apply time sharing schemes, however, the SIC-IAN scheme is closer to the performance of time sharing. For the lower SINR thresholds, there is no clear superior scheme, it depends on the traffic regimes.

X. CONCLUSIONS

We derived the stability region of the two-user interference channel for the general case and for different interference management strategies, namely treating interference as noise and successive interference cancellation at the receivers. Furthermore, we provided conditions for the convexity of the stability regions, as well as for which a certain interference management technique leads to broader stability region compared to the others. In addition, we considered the effect of random access on the stable throughput.

Future extensions of this work will include the investigation of other random access schemes for the two-user interference channel, such as queue-aware schemes that can further increase the performance of the stable throughput in combination with successive interference cancellation. A future direction of this work is the investigation of the delay performance by utilizing the theory of Boundary Value problems [22]. Another possible extension of this work is to consider the effect of successive interference cancellation in network level cooperative schemes [23]–[25].

ACKNOWLEDGEMENTS

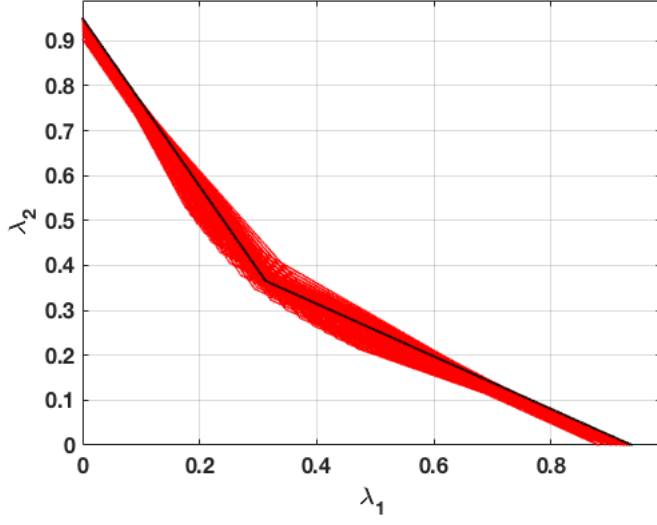
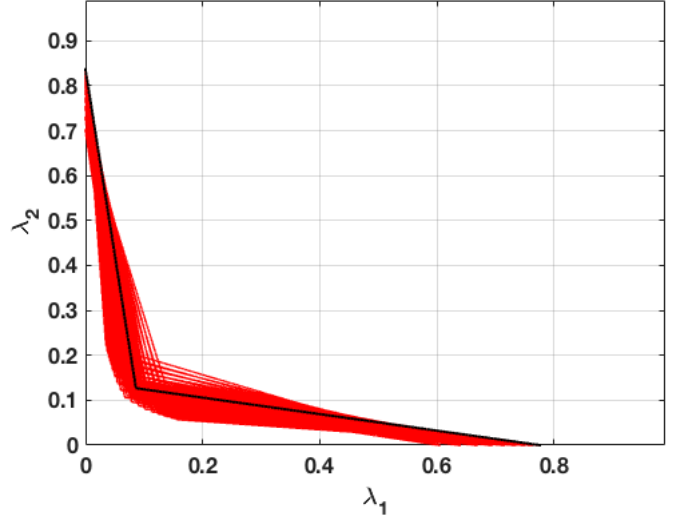
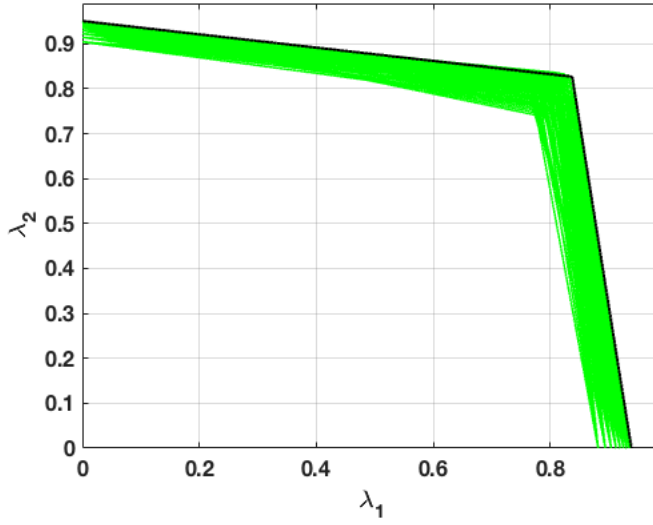
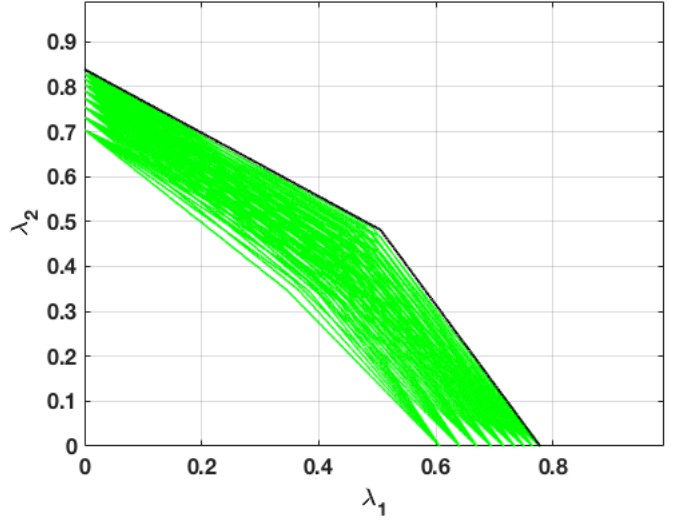
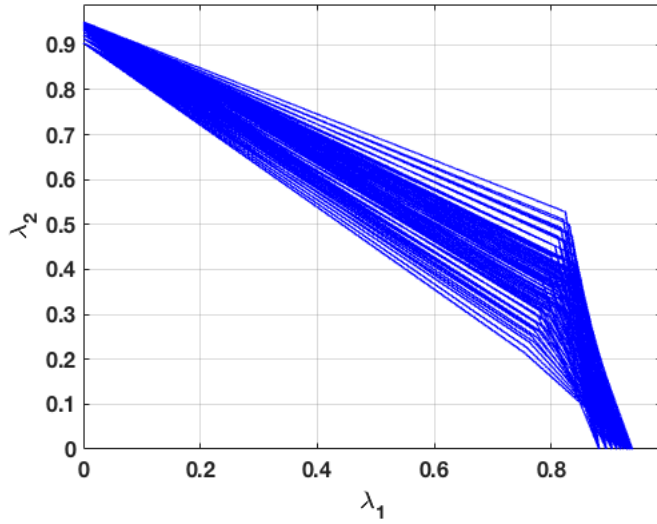
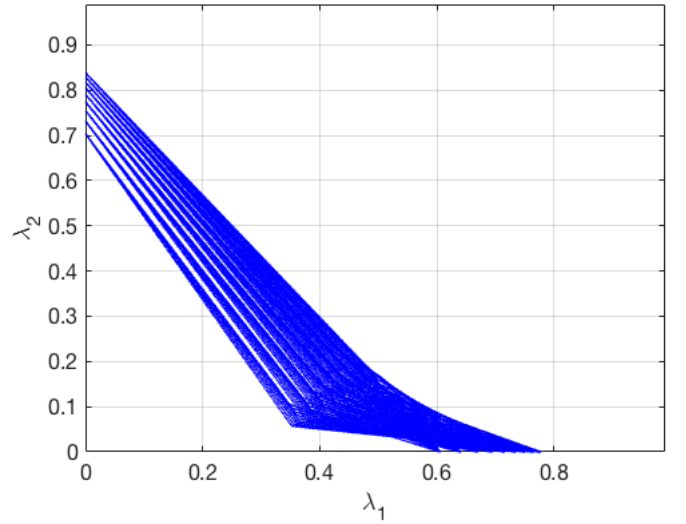
This work was supported in part by ELLIIT and the Center for Industrial Information Technology (CENIIT).

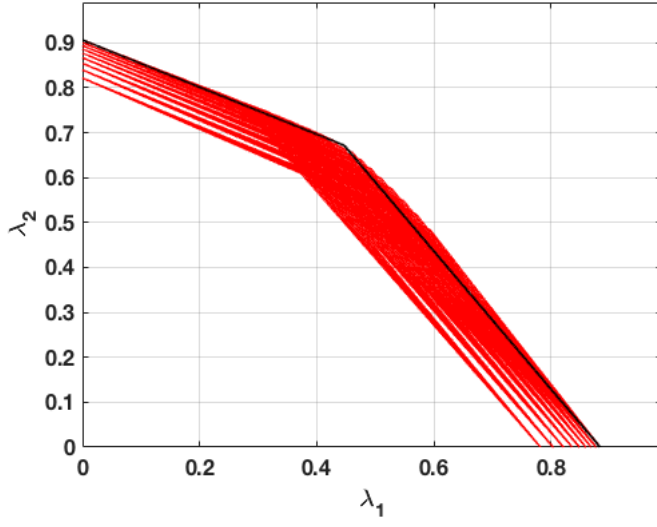
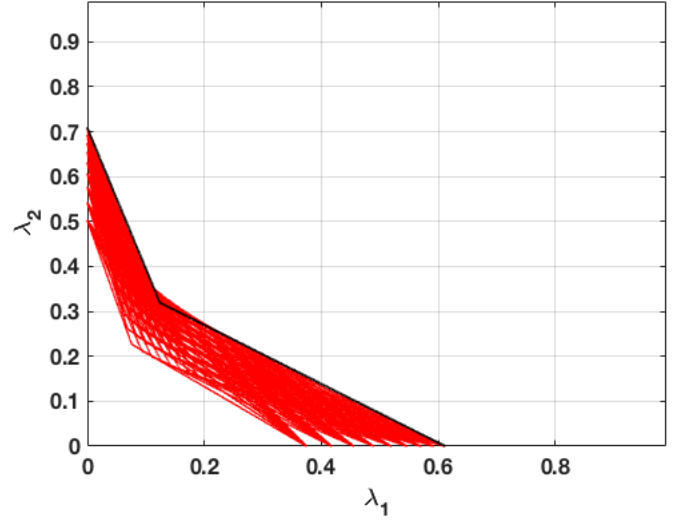
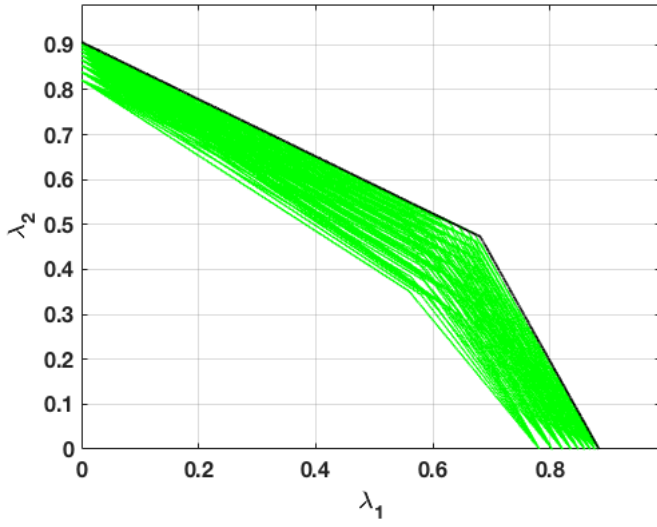
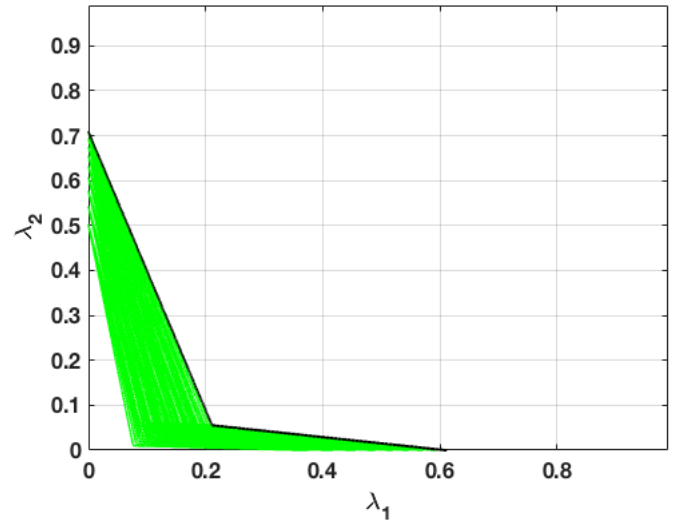
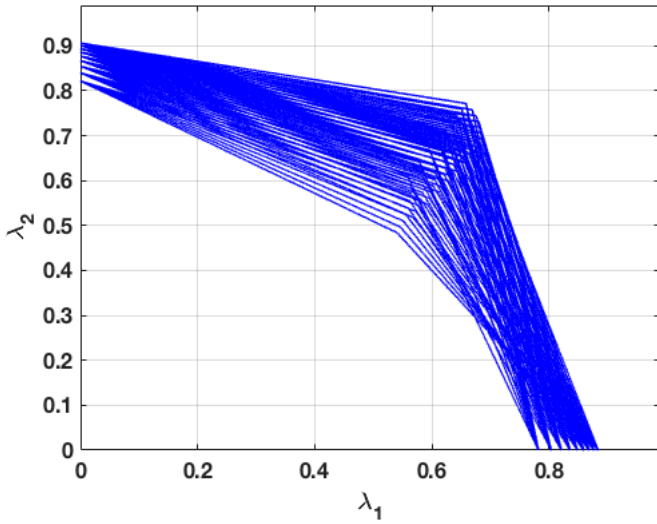
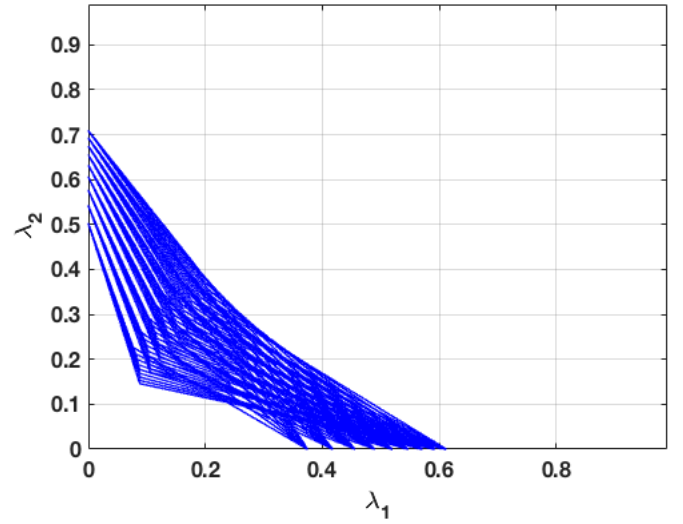
$$\mathcal{R}_1^{\text{RA}} = \left\{ (\lambda_1, \lambda_2) : \frac{\lambda_1}{q_1 \Pr(\mathcal{D}_1^{\{1\}})} + \frac{[\Pr(\mathcal{D}_1^{\{1\}}) - \Pr(\mathcal{D}_1^{\{1,2\}})] \lambda_2}{\Pr(\mathcal{D}_1^{\{1\}}) [(1 - q_1) \Pr(\mathcal{D}_2^{\{2\}}) + q_1 \Pr(\mathcal{D}_2^{\{1,2\}})]} < 1, \right. \\ \left. \lambda_2 < (1 - q_1) q_2 \Pr(\mathcal{D}_2^{\{2\}}) + q_1 q_2 \Pr(\mathcal{D}_2^{\{1,2\}}) \right\} \quad (39)$$

$$\mathcal{R}_2^{\text{RA}} = \left\{ (\lambda_1, \lambda_2) : \frac{\lambda_2}{q_2 \Pr(\mathcal{D}_2^{\{2\}})} + \frac{[\Pr(\mathcal{D}_2^{\{2\}}) - \Pr(\mathcal{D}_2^{\{1,2\}})] \lambda_1}{\Pr(\mathcal{D}_2^{\{2\}}) [(1 - q_2) \Pr(\mathcal{D}_1^{\{1\}}) + q_2 \Pr(\mathcal{D}_1^{\{1,2\}})]} < 1, \right. \\ \left. \lambda_1 < q_1 (1 - q_2) \Pr(\mathcal{D}_1^{\{1\}}) + q_1 q_2 \Pr(\mathcal{D}_1^{\{1,2\}}) \right\} \quad (40)$$

REFERENCES

- [1] W. Szpankowski, "Stability conditions for some distributed systems: Buffered random access systems," *Adv. in App. Prob.*, vol. 26, no. 2, pp. 498–515, Jun. 1994.
- [2] A. Ephremides and B. Hajek, "Information theory and communication networks: an unconsummated union," *IEEE Transactions on Information Theory*, vol. 44, no. 6, pp. 2416–2434, Oct 1998.
- [3] S. Kompella and A. Ephremides, "Stable throughput regions in wireless networks," *Foundations and Trends in Networking*, vol. 7, no. 4, pp. 235–338, 2014. [Online]. Available: <http://dx.doi.org/10.1561/13000000039>
- [4] A. Carleial, "A case where interference does not reduce capacity," *IEEE Trans. on Inform. Theory*, vol. 21, no. 5, pp. 569 – 570, Sep. 1975.
- [5] X. Shang, G. Kramer, and B. Chen, "A new outer bound and the noisy-interference sum-rate capacity for Gaussian interference channels," *IEEE Trans. on Inform. Theory*, vol. 55, no. 2, pp. 689 –699, Feb. 2009.
- [6] V. Annapureddy and V. Veeravalli, "Gaussian interference networks: Sum capacity in the low-interference regime and new outer bounds on the capacity region," *IEEE Trans. on Inform. Theory*, vol. 55, no. 7, pp. 3032 –3050, Jul. 2009.
- [7] A. E. Gamal and Y.-H. Kim, *Network Information Theory*. New York, NY, USA: Cambridge University Press, 2012.
- [8] D. Maamari, D. Tuninetti, and N. Devroye, "Multi-user cognitive interference channels: A survey and new capacity results," *IEEE Transactions on Cognitive Communications and Networking*, vol. 1, no. 1, pp. 29–44, March 2015.
- [9] K. Chaitanya, U. Mukherji, and V. Sharma, "Power allocation for interference channels," in *National Conference on Communications (NCC)*, Feb 2013, pp. 1–5.
- [10] J. Lindblom, E. Karipidis, and E. G. Larsson, "Achievable outage rate regions for the MISO interference channel," *IEEE Wireless Communications Letters*, vol. 2, no. 4, pp. 439–442, August 2013.
- [11] V. Naware, G. Mergen, and L. Tong, "Stability and delay of finite-user slotted ALOHA with multipacket reception," *IEEE Trans. on Inform. Theory*, vol. 51, no. 7, pp. 2636 – 2656, Jul. 2005.
- [12] N. Pappas, M. Kountouris, A. Ephremides, and V. Angelakis, "Stable throughput region of the two-user broadcast channel," *IEEE Transactions on Communications*, pp. 1–1, 2018.
- [13] O. Simeone, Y. Bar-Ness, and U. Spagnolini, "Stable throughput of cognitive radios with and without relaying capability," *IEEE Trans. on Commun.*, vol. 55, no. 12, pp. 2351 –2360, Dec. 2007.
- [14] D. Qiao, M. C. Gursoy, and S. Velipasalar, "Achievable throughput regions of fading broadcast and interference channels under QoS constraints," *IEEE Transactions on Communications*, vol. 61, no. 9, pp. 3730–3740, September 2013.
- [15] H. Pan, J. Li, and K. Wang, "On stability region of two-user interference network with permission to utilize past receptions," *IEEE Access*, vol. 5, pp. 4913–4926, 2017.
- [16] W. Jiao and G. Liu, "Performance analysis and power allocation for the unsaturated two-user interference channel," *IET Communications*, vol. 11, no. 2, pp. 282–291, 2017.
- [17] N. Pappas, M. Kountouris, and A. Ephremides, "The stability region of the two-user interference channel," in *IEEE Information Theory Workshop (ITW)*, Sept 2013, pp. 1–5.
- [18] R. Rao and A. Ephremides, "On the stability of interacting queues in a multi-access system," *IEEE Trans. on Inform. Theory*, vol. 34, no. 5, pp. 918–930, Sep. 1988.
- [19] D. Tse and P. Viswanath, *Fundamentals of wireless communication*. New York, NY, USA: Cambridge University Press, 2005.
- [20] R. Loynes, "The stability of a queue with non-independent inter-arrival and service times," *Proc. Camb. Philos. Soc.*, vol. 58, no. 3, pp. 497–520, 1962.
- [21] D. Bertsekas and R. Gallager, *Data networks (2nd ed.)*. Upper Saddle River, NJ, USA: Prentice-Hall, Inc., 1992.
- [22] I. Dimitriou and N. Pappas, "Stable throughput and delay analysis of a random access network with queue-aware transmission," *IEEE Transactions on Wireless Communications*, vol. 17, no. 5, pp. 3170–3184, May 2018.
- [23] N. Pappas, A. Traganitis, and A. Ephremides, "Stability and performance issues of a relay assisted multiple access scheme," in *IEEE Global Telecommunications Conference (GLOBECOM)*, Dec. 2010.
- [24] N. Pappas, A. Ephremides, and A. Traganitis, "Relay-assisted multiple access with multi-packet reception capability and simultaneous transmission and reception," in *IEEE Information Theory Workshop (ITW)*, Oct. 2011, pp. 578–582.
- [25] N. Pappas, M. Kountouris, J. Jeon, A. Ephremides, and A. Traganitis, "Effect of energy harvesting on stable throughput in cooperative relay systems," *Journal of Communications and Networks*, vol. 18, no. 2, pp. 261–269, April 2016.

(a) IAN, $\gamma_1 = 0.5, \gamma_2 = 0.4$ (b) IAN, $\gamma_1 = 2, \gamma_2 = 1.4$ (c) SIC, $\gamma_1 = 0.5, \gamma_2 = 0.4$ (d) SIC, $\gamma_1 = 2, \gamma_2 = 1.4$ (e) SIC-IAN, $\gamma_1 = 0.5, \gamma_2 = 0.4$ (f) SIC-IAN, $\gamma_1 = 2, \gamma_2 = 1.4$ Fig. 5: The closure of the stability region for the topology where $r_{11} = r_{22} = 10, r_{12} = r_{21} = 5$.

(a) IAN, $\gamma_1 = 0.5, \gamma_2 = 0.4$ (b) IAN, $\gamma_1 = 2, \gamma_2 = 1.4$ (c) SIC, $\gamma_1 = 0.5, \gamma_2 = 0.4$ (d) SIC, $\gamma_1 = 2, \gamma_2 = 1.4$ (e) IAN-SIC, $\gamma_1 = 0.5, \gamma_2 = 0.4$ (f) IAN-SIC, $\gamma_1 = 2, \gamma_2 = 1.4$ Fig. 6: The closure of the stability region for the topology where $r_{11} = r_{22} = 14, r_{12} = 15, r_{21} = 10$.