

Cross-Sender Bit-Mixing Coding*

Steffen Bondorf[†]
TU Kaiserslautern
Germany
bondorf@cs.uni-kl.de

Binbin Chen
Advanced Digital Sciences
Center
binbin.chen@adsc-
create.edu.sg

Jonathan Scarlett
National University of
Singapore
scarlett@comp.nus.edu.sg

Haifeng Yu
National University of
Singapore
haifeng@comp.nus.edu.sg

Yuda Zhao[‡]
Advance.AI
yudazhao@gmail.com

ABSTRACT

Scheduling to avoid packet collisions is a long-standing challenge in networking, and has become even trickier in wireless networks with multiple senders and multiple receivers. In fact, researchers have proved that even perfect scheduling can only achieve $\mathbf{R} = O(\frac{1}{\ln N})$. Here N is the number of nodes in the network, while \mathbf{R} is the medium utilization rate.

In this work, our vision is to achieve $\mathbf{R} = \Theta(1)$, and avoid all the complexities in scheduling. To this end, this paper proposes cross-sender bit-mixing coding (or BMC in short), which does not rely on scheduling. Instead, users transmit simultaneously on suitably-chosen slots, and the amount of overlap in different user's slots is controlled via coding. We prove that in all possible network topologies, using BMC enables us to achieve $\mathbf{R} = \Theta(1)$. We also prove that the space and time complexities of BMC encoding/decoding are all low-order polynomials.

Keywords

wireless networks, coding, formal guarantees, optimality, collision

1. INTRODUCTION

Background and motivation. Wireless networking relies on a shared communication medium. To avoid packet collision in such a shared medium, a central theme of wireless networking research, since the very beginning, has been to properly schedule/coordinate the senders of the packets. Such scheduling turns out to be

*The authors of this paper are alphabetically ordered.

[†]Work was done while this author was in National University of Singapore.

[‡]Work was done while this author was in National University of Singapore.

complicated, involving a number of challenges such as the hidden terminal problem [42], the exposed terminal problem [45], ACK implosion problem [48], fairness issues among the senders, as well as the lack of global information regarding the network topology.

The growth of wireless networking over the past decade, unfortunately, has made this old problem trickier. Many wireless networks today (or in the near future) are *multi-sender multi-receiver networks*, as in the following examples:

- Consider a disaster recovery scenario (e.g., forest fire or earthquake), where wireless sensors have already been deployed in the environment prior to the disaster. There may also be additional mobile sensors, such as drones, deployed during disaster recovery. There are a number of human rescuers, at different locations. Each rescuer needs to collect information from all the sensors in his/her neighborhood (Figure 1). A sensor may belong to the neighborhood of multiple rescuers, and hence needs to send information to all of them.
- Today's RFID systems often employ multiple *RFID readers*, where each *RFID tag* may be in the communication range of more than one RFID reader. For example, the EPC CIG2 standard [16] already includes a *dense-reader mode* for such a purpose. Such a design helps to minimize the possibility of an RFID tag being missed by a particular reader due to unfavorable multi-path propagation. In such a setting, each reader needs to receive information for a set of RFID tags. For different readers, their corresponding sets of RFID tags may intersect in arbitrary ways.
- In recent years, vehicular ad hoc networks (VANET) [36] have been moving closer to reality. In a VANET,

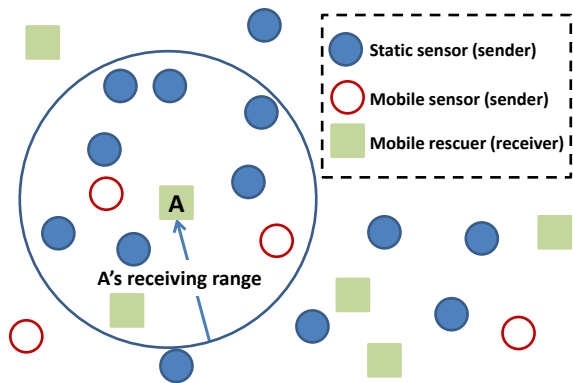


Figure 1: A disaster recovery scenario.

each vehicle is simultaneously a sender and a receiver of information. Road safety applications of VANET often require each vehicle to collect information from all its neighboring vehicles. This again results in a multi-sender multi-receiver scenario similar to the above two examples.

Fundamental inefficiency. While scheduling in wireless networks is already complicated, in multi-sender multi-receiver networks, scheduling hits a new barrier which is unfortunately *fundamental*. To understand, let us consider the example in Figure 1. Assume that each rescuer needs to receive a single d -byte (e.g., $d = 100$) packet from each of his/her neighboring sensors. For example, the packet may contain some *data item* representing the sensor reading and other information. Also assume that each rescuer has at most k (e.g., $k = 100$) neighboring sensors. Now since each receiver only needs to receive at most kd bytes of information, one might reasonably hope all receivers to receive their respective $O(kd)$ bytes of information within $O(kd)$ time, assuming proper scheduling.

Unfortunately, Ghaffari et al. [18] have proved a strong impossibility result: In the above scenario, even with *perfect* scheduling (which assumes perfect global and future knowledge, perfect coordination, as well as infinite computational power), it takes $\Omega(kd \ln N)$ time for all the receivers to receive the packets from their respective senders, under certain topologies.¹ Here N is the total number of nodes in the network (including both senders and receivers), which can be much larger than k .

Fundamentally, the multiplicative $\ln N$ term in their lower bound is due to the fact that the best schedules (for sending the packets) with respect to different receivers are incompatible with each other. Hence even though for each receiver there exists a good schedule of

¹Actually this holds in almost 100% (or more precisely, $1 - \frac{2}{N^2}$ fraction) of their randomly constructed topologies. Furthermore, their proof and lower bound continue to hold even if we allow $O(\frac{1}{N})$ probability of delivery failure for each receiver.

$\Theta(kd)$ length, there is no way to merge these schedules into a globally good schedule of $\Theta(kd)$ length.

One should further keep in mind that since their lower bound assumes perfect scheduling, the actual performance of scheduling in practice will likely be much worse.

Disturbing implications. The lower bound of $\Omega(kd \ln N)$ [18] reveals the *fundamental* inefficiency of scheduling in multi-sender multi-receiver wireless networks. It implies that in the above scenario, even with perfect scheduling, the *medium utilization rate* (denoted as \mathbf{R}) of the wireless network will be at most:

$$\begin{aligned} \mathbf{R} &= \frac{\max \# \text{ of useful bits received by a receiver}}{\# \text{ of bits of airtime used}} \\ &= \frac{kd}{\Omega(kd \ln N)} = O\left(\frac{1}{\ln N}\right) \end{aligned}$$

This is rather disturbing since as the system size (N) increases, we will have $\mathbf{R} \rightarrow 0$. (Furthermore, this is despite the fact that the maximum size (k) of a receiver's neighborhood remains fixed). Putting it another way, in the above scenario, we cannot even utilize any small *constant fraction* of the wireless medium, if we rely on scheduling.

Our vision. In this work, *our vision is to achieve a constant utilization rate of the wireless medium in the above setting, and also greatly simplify the design by avoiding scheduling altogether*. Namely, we aim to take $O(kd)$ time (which is asymptotically optimal) for all the receivers to receive their respective $O(kd)$ bytes of information. Doing so will effectively overcome the lower bound of $\Omega(kd \ln N)$ [18] on scheduling, and improve \mathbf{R} from $O(\frac{1}{\ln N})$ to $\Theta(1)$.

Our approach. Achieving such a vision is clearly non-trivial. As a key step, this paper proposes *cross-sender bit-mixing coding* (or *BMC* in short), as the *theoretical underpinning* of our vision. If we use BMC in the previous example scenario, then each sensor will simply encode its data item using BMC, and then send the encoding result, *simultaneously and without doing any scheduling*. The packets will be superimposed onto each other, and with BMC decoding, a receiver will recover the original data items.

The main technical developments in this paper center around the design and formal analysis of BMC. We will prove that in all possible network topologies, using BMC in our earlier scenario enables the completion of the transmissions of all the data items in optimal $\Theta(kd)$ time (see Theorem 1) when $k = \omega(\log N)$ and $d = \omega(\log^2 N)$, and hence achieves $\mathbf{R} = \Theta(1)$. In terms of the overheads, we will prove (see Theorem 2) that the space and time complexities of our BMC encoding/decoding algorithm are all low-order polynomials, allowing efficient implementations. Finally, to supplement our formal results, we also provide some basic numerical examples on BMC's performance benefits and

complexity.

Assumptions on physical layer. BMC needs to make certain assumptions (Section 2.3) on the physical layer. While these assumptions are already satisfied in certain backscatter communication systems (e.g., RFID systems) and in systems with OOK modulation, modifications may be needed in other contexts to satisfy these assumptions. Since this paper mainly focuses on providing the theoretical underpinning of our vision, we do not explore further such modifications. Instead, we hope that our work can attest the great potential of this direction, and spur future research along this line, to eventually realize the vision.

Superimposed code. Our overall approach is reminiscent of the decades-old idea of superimposed code. In fact, BMC can be viewed as a kind of superimposed code [25], which in turn is (almost) equivalent to non-adaptive group testing (NAGT) [15]. There have been numerous designs [1, 2, 3, 7, 6, 8, 11, 13, 12, 14, 19, 20, 23, 24, 27, 31, 33, 32, 35, 37, 39, 44, 49] for superimposed code and NAGT, but they have not been used for increasing \mathbf{R} from $O(\frac{1}{\ln N})$ to $\Theta(1)$ in our context.

More importantly, even if one were to apply the existing designs to our context, achieving $\mathbf{R} = \Theta(1)$ would incur *exponential* computational complexity with respect to d (or more precisely, $\Omega(2^{8d})$). In comparison, BMC’s encoding/decoding complexities are all low-order polynomials. We leave a more detailed discussion to Section 6.

Roadmap. Section 2 gives an overview of our BMC design, while Section 3 and 4 present the details of BMC encoding/decoding. Section 5 gives some basic numerical examples. Section 6 discusses related work. Finally, Section 7 draws our conclusions.

2. OVERVIEW OF BMC

Recall the example in Figure 1 where each receiver (rescuer) needs to receive a d -byte data item from each of its neighboring senders (sensors). To facilitate understanding, assume for now that each receiver has the same number k of neighboring senders. We will assume that $k = \omega(\log N)$ and $d = \omega(\log^2 N \times \log \log N)$ (see more on this assumption in Section 3). Our goal is to enable the receivers to receive all the respective data items in $\Theta(kd)$ time, regardless of the network topology (i.e., which senders are neighbors of which receivers).

2.1 Sharing the Damage of Collision

A careful look at the $\Omega(kd \ln N)$ barrier [18] leads to a basic observation: *Implicitly, scheduling in wireless networks is always done at the packet-level, with packets being the units for scheduling.* This means that in our scenario, if a sender’s packet (containing its d -byte data item) does not collide with other packets, then most of

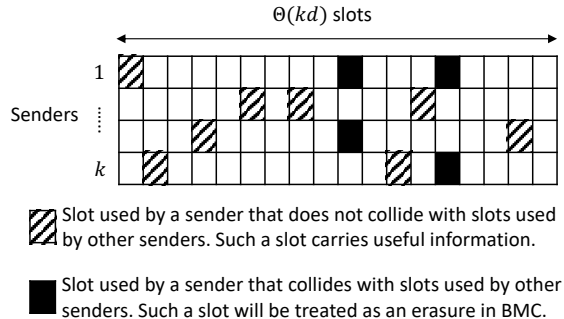


Figure 2: Cross-sender bit-mixing.

the bits in the packet will be intact. But if it does, then many of its bits will be affected. Assume as an example that 20% of the packets experience collision, where the receivers of these packets are not able to decode them correctly.

Now instead of having 20% such unlucky packets, what if all the packets share the “damage of collision”? This means that about 20% of the bits in *each* packet will be corrupted. Quite interestingly, doing so shifts the paradigm: We can easily use proper coding to tolerate those 20% errors in each packet, and successfully recover *all* packets correctly.

Cross-sender bit-mixing. The above forms the starting point of our BMC design. Conceptually, BMC partitions the $\Theta(kd)$ available time into $\Theta(kd)$ slots where each slot is the airtime of, for example, a single bit (Figure 2). Among these slots, each sender chooses $\Theta(d)$ slots in a certain randomized fashion, *without coordinating with other senders*. Next, each sender embeds $\Theta(d)$ bits of information for its own data item into those chosen slots. The remaining slots are left “blank”. This then becomes a BMC codeword for that sender. With slight abuse of notation, now a bit in a BMC codeword may take one of the following three values: “0”, “1”, or “blank”. We will later explain how to do modulation/demodulation for blank bits.

Our BMC design includes a method for choosing the slots, so that with good probability and without needing any coordination, among a sender’s $\Theta(d)$ chosen slots, a majority of them do not collide with other senders’ choices. Those collided slots will simply be treated as erasures. In some sense, one could view the selection of the $\Theta(d)$ slots as a form of “bit-level scheduling” (instead of the standard packet-level scheduling). Such ultra-fine-grained “bit-level scheduling” results in bits from different senders being mixed together in BMC.

2.2 Central Challenge in Bit-Mixing

While the idea of “bit-level scheduling” is conceptually simple, it introduces a new and unique challenge that was not present in standard (packet-level) schedul-

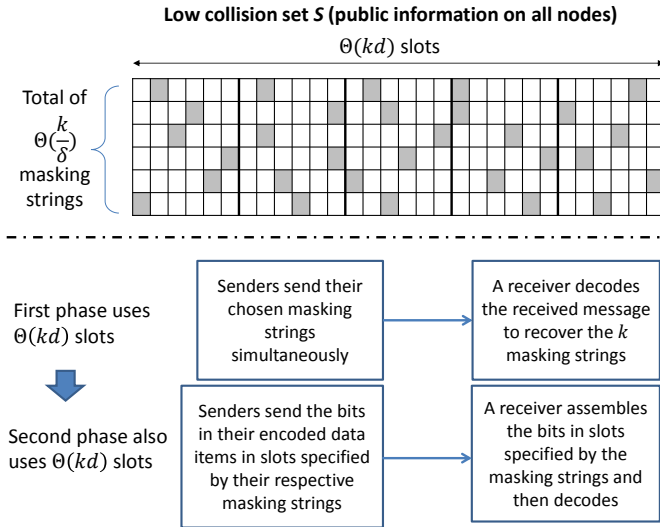


Figure 3: The two phases in BMC.

ing: Different from a packet, a bit does not have (or cannot afford to have) a “header”. Hence a receiver cannot easily tell which bits are from which senders.² This constitutes the central challenge in BMC: To decode, a receiver needs to know which $\Theta(d)$ slots are chosen by each sender. Since each sender chooses $\Theta(d)$ slots out of total $\Theta(kd)$ slots, it may take up to $\log_2 \binom{\Theta(kd)}{\Theta(d)} = \Omega(d \log k)$ bits to describe those slots. This is even larger than the d -byte data item itself.

Constraining choices. Our first step in overcoming this challenge is to substantially reduce the number of possible ways to do such selections. Formally, we use a *masking string* to specify which $\Theta(d)$ slots, out of the $\Theta(kd)$ slots, are selected. The masking string contains only “1” bits and “blank” bits, where a “1” bit means that the corresponding slot is selected. We will construct a set S with only $\Theta(\frac{k}{\delta})$ masking strings, with certain properties (Figure 3). Here δ is a tunable parameter in BMC. It corresponds to the probability of delivery failure of a data item, and is usually a small value such as $o(\frac{1}{kN})$. A sender will choose a uniformly random string from S , and then use those slots as specified by the string. Doing so decreases the number of ways to select the slots from $\binom{\Theta(kd)}{\Theta(d)}$ (i.e., exponential) to $\Theta(\frac{k}{\delta})$ (i.e., linear). As a critical step, we will prove that constraining ourselves to the masking strings in S will not disrupt the desirable properties.

Determining which masking strings are chosen. Since S has only $\Theta(\frac{k}{\delta})$ masking strings, we can afford to have all parties keep a copy of S . Namely, S will be hardcoded into the BMC algorithm. The senders still needs to communicate to a receiver which masking

²“Expanding” each individual bit to include the sender’s id would prevent us from achieving $\mathbf{R} = \Theta(1)$.

strings are being used. Doing so naively would bring us back to the problem of packet collision and scheduling.

In BMC, to inform a receiver which masking strings are being used, prior to sending the data items, all the senders will first send their respective masking strings (Figure 3). The senders will do so *simultaneously* and in a bit-aligned fashion. We will prove that our set S has an additional property: With probability $1 - \delta$, for all $\lambda \in S$, among the $\Theta(d)$ slots chosen by λ , at most half of the slots may collide with the masking strings used by the k senders (assuming λ itself is not used by one of the senders). This property enables a receiver to decode the masking strings in the following way.³ The receiver will compare the message z it receives, with *every* masking string $\lambda \in S$:

- If λ was used/sent by some sender, then in *all slots* where λ is “1”, z should have a “1” bit or a collision of multiple “1” bits (remember that no sender sends “0” bits when sending masking strings).
- If λ was not used/sent by any sender, then in *at most half of the slots* where λ is “1”, z will have a “1” bit or a collision of multiple “1” bits.

Such a separation enables a receiver to tell whether λ was used/sent by one of the k senders.⁴

2.3 Assumptions on Physical Layer

As one might have expected, BMC needs a few assumptions on the physical layer.

Superimposed packets. We assume that in the first phase, all the senders send their masking strings synchronously, so that the packets are superimposed in a bit-aligned fashion. Similarly in the second phase, all the senders send their encoded data items in a synchronized and bit-aligned fashion. Some backscatter communication systems (e.g., RFID systems) directly satisfy this assumption. In other systems, bit-level synchronization has become a well-known and widely-used technique in recent years (e.g., in CRMA [28], FICA [41], Glossy [17], and SourceSync [38]).

Blank bits. A bit in a BMC codeword or masking string may be “0”, “1”, or “blank”. When a sender sends a “blank” bit, BMC assumes that the sender does not emit radio signals. BMC makes no assumption on the modulation scheme for 0 and 1 bits. In particular, BMC allows the modulation of “0” bit to be the same as that of a “blank” bit. Given that “blank” bits imply silence, if exactly one sender sends a non-“blank” bit in a given slot and if all remaining senders send “blank” bits, we

³This is only for decoding the masking strings — the data items will be decoded separately in the second phase.

⁴Section 3.5 will further discuss how to deal with errors in transmission.

assume that a receiver can tell whether the non-“blank” bit is “0” or “1”.⁵

While today’s typical modulation schemes do not explicitly support “blank” bits, “blank” bits are either implementable or implicitly supported. For example, backscatter communication (e.g., RFID systems) and OOK modulation encodes “0” as silence. In such a case, we can simply treat all blank bits as “0” in modulation.

Detecting the presence of “1”. BMC assumes that the demodulation can differentiate the following two cases in any given slot: i) all senders send “blank” bits, and ii) at least one sender sends “1” and all remaining senders send “blank” bits.⁶ Without loss of generality, we define the demodulation result in these two cases to be “0” and “1”, respectively. Again, backscatter communication (e.g., RFID systems) and OOK modulation immediately satisfy this assumption, while modifications to the physical layer may be needed in other contexts.

Non-assumptions. BMC does not need any other assumptions on demodulation. For example, BMC is not concerned with the demodulation result of the collision of multiple “0” bits, or the collision of “0” bits and “1” bits, since such collisions will never occur in BMC.

3. BMC ENCODING AND DECODING

This section and Section 4 will present the central technical developments in this paper. This section will elaborate BMC encoding/decoding algorithm. Our BMC algorithm critically relies on the existence of a *low collision set* (or *LCS*). The existence of LCS, as well as the possibility of finding one, will be thoroughly studied and formally proved in Section 4.

Table 1 summarizes the key notation in this paper. BMC assumes that the maximum degree k of a receiver in the wireless network is known. In practice, it suffices to provide BMC with some upper bound k' for k . The only consequence of doing so is that the resulting \mathbf{R} will be reduced by a factor of $\frac{k'}{k}$. A specific receiver may have a degree of m where $m \leq k$. BMC also assumes that the network size N is known. Again, in practice, it suffices to provide BMC with some upper bound N' for N . The only consequence is that the time complexity and space complexity of BMC may increase by a factor of $\frac{N'}{N}$.

For the proof of the formal end guarantees of BMC, we will need some mild asymptotic requirements on k and d : Our proofs will need $k = \omega(\log N)$ and $d =$

⁵BMC does not require the receiver to differentiate the following two cases: i) all senders send “blank” bits, and ii) one sender sends “0” and the remain senders send “blank” bits.

⁶With a more refined design, this assumption can be further weakened so that we do not need to care about the demodulation result when two or more senders send “1” and all remaining senders send “blank” bits.

Table 1: Key notations.

N	total number of nodes in the network
k	maximum degree of a receiver in the network (e.g., 100 in practice, and should be $\omega(\log N)$ asymptotically)
m	degree of a given receiver
d	size (in bytes) of the data item (with CRC) on each sender (e.g., 100 in practice, and should be $\omega(\log^2 N \times \log \log N)$ asymptotically)
w	weight of a masking string (e.g., $w = 2d$ if RS symbol size is one byte)
δ	tunable parameter in BMC (e.g., $o(\frac{1}{kN})$), corresponding to delivery failure probability
S	a low collision set

$\omega(\log^2 N \times \log \log N)$.⁷ These requirements will allow us to approximate the tail of the various distributions in the analysis. Since these requirements only contain logarithmic terms of N , we expect them to be relatively easy to satisfy.

3.1 Low Collision Set

We first define *masking strings*. In the previous section, we explained that a masking string only contains “1” bits and “blank” bits. For ease of discussion, from this point on, we will use “0” bits to represent “blank” bits in the masking strings.

DEFINITION 1. *A binary string is a (k, w) masking string if it is the concatenation of w (potentially different) binary substrings of length exactly $4k$, with each substring having a Hamming weight of exactly 1.*

Obviously, a (k, w) masking string has a length of $4kw$. For two equal-length binary strings λ and η , recall that their *inner product* ($\lambda \cdot \eta$) is defined as $\lambda \cdot \eta = \sum_i (\lambda[i] \times \eta[i])$. (Throughout this paper, we use $a[i]$ to denote the i -th bit of a binary string a .) The following defines *compatibility* between a masking string λ and a multi-set T of masking strings. Intuitively, if they are compatible, then the total number of collisions between λ and T is limited:

DEFINITION 2. *Consider any (k, w) masking string λ and any multi-set $T = \{t_1, t_2, \dots, t_m\}$ of (k, w) masking strings. We say that T is compatible with λ iff $\sum_{i=1}^m (\lambda \cdot t_i) \leq \frac{w}{2}$.*

We can now define an LCS:

DEFINITION 3. *A set S of (k, w) masking strings is a (k, w, δ) low collision set (or *LCS in short*) if it satisfies the following property for all given i and m (where*

⁷Specifically, these conditions are used in the analysis in Theorems 4 and 5 (with $\delta = \frac{1}{\text{poly}(N)}$). Those two theorems are about finding an LCS, which is in turn needed by our main result in Theorem 1.

$1 \leq i \leq m \leq k$): Imagine that we choose m elements (denoted as t_1 through t_m) from S uniformly randomly with replacement. Then with probability at least $1 - \delta$:

1. The multi-set $T = \{t_1, \dots, t_m\}$ is compatible with all $\lambda \in S \setminus T$, and
2. The multi-set $T_i = \{t_1, \dots, t_{i-1}, t_{i+1}, \dots, t_m\}$ is compatible with t_i .

3.2 Encoding/Decoding Masking Strings

BMC has separate encoding/decoding algorithms for masking strings (Algorithm 1) and for data items (Algorithm 2). The senders and the receivers will first invoke Algorithm 1 and then invoke Algorithm 2.

Algorithm 1 Encoding/decoding of masking strings. S is an LCS of size $\frac{2k}{\delta}$, where δ is a tunable parameter.

Encoding algorithm

- 1: $\lambda \leftarrow$ A uniformly random element from the set S ;
- 2: return λ after replacing “0” bits in λ with “blank” bits;

Decoding algorithm (**input**: A received binary string z of $4kw$ bits; **output**: A list of masking strings)

- 1: **foreach** $\lambda \in S$ **do**
 - 2: **if** $\lambda \cdot z \geq \frac{3w}{4}$ **then** output λ ;
-

Algorithm 1 has an LCS S hardcoded into it. The algorithm has each sender select a uniformly random masking string from S , and then send to the receiver. The decoding part does an exhaustive enumeration of all λ in S . As long as the inner product of λ and the received string z is at least $\frac{3w}{4}$, the algorithm will claim that λ has been sent by some sender.⁸

3.3 Encoding/Decoding Data Items

Encoding. Algorithm 2 is for encoding/decoding data items. A sender first computes a CRC on its original data item. From this point on in this paper, whenever we refer to a “data item”, we include its CRC. The data item will then be encoded using Reed-Solomon (RS) code [29] with a coding rate of $\frac{1}{2}$, into total w RS symbols. Here the value of w and the RS symbol size u will be determined by the size of the data item, while satisfying the inherent constraint of $w \leq 2^u - 1$ in RS codes. Note that $d = \omega(\log^2 N \times \log \log N)$ implies $w = \omega(\log^2 N)$. Next given its chosen masking string λ of $4kw$ bits, the sender construct a new string τ with total $4kw$ RS symbols (Line 3 to 11). There are exactly w locations where λ has the “1” bit. The sender embeds the w RS symbols into those corresponding w locations of τ . For each of the remaining locations, τ will have a “blank” RS symbol consisting of u “blank” bits, with u being the length of an RS symbol.

⁸The algorithm does not intend to determine the id of the sender — the id (if needed) can be included as part of the d -byte data item in Algorithm 2.

Algorithm 2

Encoding/decoding of data items.

Encoding algorithm (**input**: A data item in the form of $\frac{w}{2}$ RS symbols; **output**: A codeword)

- 1: encode the data item using RS code into w RS symbols, with a coding rate of $\frac{1}{2}$;
- 2: let x be the resulting RS codeword, and let λ be the value returned by the encoding part in Algorithm 1;
- 3: $\tau \leftarrow$ empty string;
- 4: **for** i **from** 1 **to** $4kw$ **do**
- 5: **if** $\lambda[i] = 1$ **then**
- 6: remove x ’s first RS symbol, and append it to τ ;
- 7: **else**
- 8: append a “blank” RS symbol to τ ;
- 9: **endif**
- 10: **endfor**
- 11: return τ ;

Decoding algorithm (**input**: A received string z with $4kw$ RS symbols, and a list T of decoded masking strings returned by Algorithm 1; **output**: A list of data items)

- 1: **foreach** $\lambda \in T$ **do**
 - 2: $x \leftarrow$ empty string;
 - 3: **for** i **from** 1 **to** $4kw$ **do**
 - 4: **if** $(\lambda[i] = 1)$ and (there exists no $\lambda' \in T$ such that $\lambda' \neq \lambda$ and $\lambda'[i] = 1$) **then**
 - 5: append the i -th RS symbol in z to x ;
 - 6: **endif**
 - 7: **endif**
 - 8: $y \leftarrow$ RS decoding result of x ;
 - 9: **if** CRC check passes on y **then** output y ;
 - 10: **endfor**
-

Decoding. A receiver will receive a string z with total $4kw$ RS symbols. Note that the receiver already has a list T of masking strings, as returned by Algorithm 1. For each $\lambda \in T$, the receiver tries to decode the data item (Line 2 to 9). Given λ , for the i -th RS symbol in z , the algorithm will use that symbol for RS decoding iff λ is the only masking string in T that has a “1” at that location (Line 4). Note that based on T , the algorithm already knows at which locations λ will “collide” with other masking strings. This enables the algorithm to treat the collided locations as *erased* RS symbols, rather than *erroneous* RS symbols. Doing so helps to decrease the redundancy needed in the RS code.

The CRC serves to deal with the case where Algorithm 1 returned a spurious masking string that was not sent by anyone. While the probability of this happening is only δ , in practice, checking the CRC helps to further reduce the possibility of Algorithm 2 returning a spurious data item due to a spurious masking string.

3.4 Final Provable Guarantees of BMC

Achieving $\mathbf{R} = \Theta(1)$. The next proves that using BMC enables the wireless network to achieve $\mathbf{R} = \Theta(1)$, with probability at least $1 - kN\delta$. (Recall that δ is *tunable* and can be made small, for example, $o(\frac{1}{kN})$.)

THEOREM 1. *Consider any wireless network with N nodes, where some of the nodes are senders and the re-*

maining ones are receivers. Each sender has a d -byte data item that needs to be sent to all its neighboring receivers. Let k be the maximum degree (i.e. number of neighboring senders) of a receiver in the network. Let c denote the Reed-Solomon symbol size (in bytes) used in Algorithm 2, and assume that $c \geq 1$. Let one byte of airtime be the time needed to transmit one byte. Then assuming the existence of a (k, w, δ) LCS of size $\frac{2k}{\delta}$ and using Algorithm 1 and 2:

1. All senders will complete their transmissions within at most $9kd$ bytes of airtime.
2. With probability at least $1 - kN\delta$, all receivers in the network will output all the data items sent by their respective neighboring senders and output no other items, hence achieving $\mathbf{R} \geq \frac{1}{9}$.

PROOF. The value of w in Algorithm 1 and 2 will be $w = \frac{2d}{c}$. Algorithm 1 takes $4kw = \frac{8kd}{c}$ bits (or $\frac{kd}{c}$ bytes) of airtime. Algorithm 2 needs to send $4kw$ RS symbols, incurring $4kw \times c = 8kd$ bytes of airtime. Hence the total airtime is $\frac{kd}{c} + 8kd = (8 + \frac{1}{c})kd \leq 9kd$ bytes.

We next move on to the second claim in the theorem. We will prove that for any given receiver X , with probability at least $1 - k\delta$, it will output and only output all the data items sent by its neighboring senders. Taking a union bound across all receivers will immediately lead to the second claim in the theorem.

Let m be the number of neighboring senders of X . For $1 \leq i \leq m$, let t_i be the maskings string chosen by neighbor i . For any given i , by the definition of LCS (Definition 3), with probability at least $1 - \delta$, we have i) $T = \{t_1, t_2, \dots, t_m\}$ is compatible with all $\lambda \in S \setminus T$, and ii) $T_i = \{t_1, \dots, t_{i-1}, t_{i+1}, \dots, t_m\}$ is compatible with t_i . By a union bound across all i ($1 \leq i \leq m \leq k$), we know that with probability at least $1 - k\delta$, the above two properties hold for all i . Let \mathcal{E} denote such a random event, and then $\Pr[\mathcal{E}] \geq 1 - k\delta$. It suffices to prove that conditioned upon \mathcal{E} , X will output and only output the data items sent by its m neighboring senders. All our following discussions will condition on \mathcal{E} .

It suffices to prove that i) X will output at most m data items, and ii) for any neighboring sender Y of X , X will output the data items sent by Y . For the first part, note that conditioned upon \mathcal{E} , the multi-set T is compatible with all $\lambda \in S \setminus T$. This means for all $\lambda \in S \setminus T$, in Step 2 of the decoding part in Algorithm 1, we will have $\lambda \cdot z \leq \sum_{i=1}^m (\lambda \cdot t_i) \leq \frac{w}{2} < \frac{3w}{4}$, and hence Algorithm 1 will not output λ . Thus Algorithm 1 and 2 will output at most m masking strings and m data items, respectively.

We move on to prove the second part, and consider any neighboring sender Y of X . Without loss of generality, assume t_1 is the masking string chosen by Y . In the decoding part of Algorithm 1, in any slot where t_1 is 1, X will see either a “1” bit or the collision of mul-

tiples “1” bits. By the assumption on demodulation, the demodulation on X will return a “1” bit for such a slot. Hence in the decoding part of Algorithm 1, we must have $t_1 \cdot z = w > \frac{3w}{4}$, and Algorithm 1 must output t_1 . Next since the multi-set $\{t_2, t_3, \dots, t_m\}$ is compatible with t_1 , there will be at most $\frac{w}{2}$ possible r 's such that $t_1[r] = 1$ and $t_j[r] = 1$ for some j where $2 \leq j \leq m$. Hence out of the total w non-“blank” RS symbols sent by Y , the receiver X will obtain at least $w - \frac{w}{2} = \frac{w}{2}$ RS symbols at Step 5 in the decoding part of Algorithm 2. Since the RS coding rate was $\frac{1}{2}$, the RS decoding must succeed at Step 8, and the CRC checking must pass at Step 9. Hence Algorithm 2 will output the data item sent by Y . \square

Complexity of BMC encoding/decoding. We prove that the space and time complexities of Algorithm 1 and 2 are all low-order polynomials:

THEOREM 2. *The space complexity of Algorithm 1 and 2 combined is $O(\frac{kd}{\delta} \log k)$. Let α (β) be the RS and CRC encoding (decoding) time complexity for one data item. With probability of at least $1 - k\delta$ and amortized for each data item, the encoding time complexity of Algorithm 1 and 2 combined is $O(kd + \alpha)$, and the decoding time complexity is $O(\frac{d}{\delta} + kd + \beta)$.*

PROOF. The only non-trivial space complexity in Algorithm 1 and 2 is for storing S . S has $\Theta(\frac{k}{\delta})$ masking strings, where each masking string takes $w \log_2(4k) = \Theta(w \log k)$ bits to store. Hence the total space complexity is $\Theta(\frac{k}{\delta} w \log k) = O(\frac{kd}{\delta} \log k)$.

The encoding time complexity is obvious. For decoding in Algorithm 1, we need to compute an inner product between z and every λ in S . To do so, we use the w positions of the “1” bits in λ to index into z . This will lead to $O(w) = O(d)$ complexity for each λ , or $O(\frac{kd}{\delta})$ for all $\lambda \in S$. The decoding in Algorithm 2 has total $|T|$ iterations. In each iteration, it constructs an x while incurring $O(w|T|) = O(d|T|)$ complexity, and then invokes RS and CRC decoding on x . By the proof of Theorem 1, we know that with probability at least $1 - k\delta$, $|T| \leq k$ and the time complexity of Algorithm 1 and 2 combined will be $O(\frac{kd}{\delta} + k(kd + \beta))$, or $O(\frac{d}{\delta} + kd + \beta)$ when amortized for each data item. \square

3.5 Practical Considerations

Overhead of sending masking strings. In BMC, the senders need to first send masking strings before sending their data items. Such extra overhead turns out to be small: A sender sends $4kw$ RS symbols for the data item, and $4kw$ bits for the masking string. For 8-bit RS symbols, the overhead of sending the masking string is only 12.5% of that for the data item. Furthermore, in practice, masking strings will likely only need to be re-sent when the network topology changes.

Hence, if the masking string is sent once for every 10 data items, the relative overhead will be only 1.25%.

Errors during transmission. To facilitate understanding, so far we have not considered errors in transmission. Tolerating errors turns to be straightforward in Algorithm 1 and 2. First, Algorithm 1 actually already tolerates $\frac{w}{4} - 1$ errors. The reason is that when there are no errors, for a λ that was sent by some sender, we have $\lambda \cdot z = w$. While for a λ not sent by anyone, $\lambda \cdot z \leq \frac{w}{2}$. Hence, there is already a gap of $\frac{w}{2}$ for accommodating errors. Moreover, Algorithm 2 already uses RS coding internally. To tolerate errors in transmission, we can naturally add more redundancy in the RS code.

4. FINDING A LOW COLLISION SET

BMC (and Theorem 1) critically relies on the possibility of finding an LCS. This section will show that if we construct a multi-set in a certain randomized way, then with probability close to 1, the multi-set will satisfy some *sufficient condition* (i.e., a *promising set*) for being an LCS. We will further show that one can verify, in polynomial time, whether a multi-set satisfies this sufficient condition.

We remind the reader that the LCS is constructed prior to the deployment of BMC, and needs to be done only once. We also note that LCS is closely related to the notion of error-correcting group testing [30], especially its various relaxed versions [2, 11, 14, 12, 35, 49]. Section 6 will give a more detailed discussion on this.

4.1 A Random Construction

We use the following (simple) way of constructing a multi-set S of $\frac{2k}{\delta}$ random masking strings, each of which is constructed independently. To construct a random masking string with $4kw$ bits, for each $4k$ -bit segment of the string, we set a uniformly random bit in the segment to be “1” and all remaining bits to be “0”.

4.2 Overview of Proof

We want to show that with probability at least 0.95, the multi-set returned by the above construction is an LCS. Despite the simplicity of the construction, the reasoning is complex because there are two random processes involved: The construction is random, while the definition of LCS (Definition 3) also involves its own separate random process.

To decouple these two random processes, we will define another concept of *promising sets*. Different from LCS, the definition of a promising set involves only deterministic properties. Also as an important consequence, we will be able to verify, deterministically in polynomial time, whether a set is a promising set or not. In contrast, it is unclear how one can check (in polynomial time) whether a set is an LCS.

We will then prove:

Claim 1. With probability at least 0.95, the multi-set returned by the random construction in Section 4.1 is a promising set (to be proved in Section 4.4).

Claim 2. A promising set must be an LCS (to be proved in Section 4.5) – namely, being a promising set is a sufficient condition for being an LCS.

We will only prove the above two claims for a certain given (small) w value. This is because we can easily extend each masking string in an LCS for this w value, to get an LCS for larger w values, as shown below:

THEOREM 3. *Given any (k, w, δ) low collision set S and any positive integer c , we can always construct a (k, cw, δ) low collision set S^c .*

PROOF. Let $S^c = \{\lambda^c \mid \lambda \in S\}$, where λ^c refers to repeating λ for c times. For all λ and η , we obviously have $\lambda^c \cdot \eta^c = c \times (\lambda \cdot \eta)$. Let t_i^c ($1 \leq i \leq m$) be any masking string from S^c . It is easy to verify that: i) $T^c = \{t_1^c, \dots, t_m^c\}$ is compatible with all $\lambda^c \in S^c \setminus T^c$ iff $T = \{t_1, \dots, t_m\}$ is compatible with all $\lambda \in S \setminus T$, and ii) for all i , $T_i^c = \{t_1^c, \dots, t_{i-1}^c, t_{i+1}^c, \dots, t_m^c\}$ is compatible with t_i^c iff $T_i = \{t_1, \dots, t_{i-1}, t_{i+1}, \dots, t_m\}$ is compatible with t_i . A simple coupling argument will then show that since S is an LCS, S^c must be an LCS as well. \square

4.3 The Concept of Promising Sets

Recall the definition of inner product (\cdot) from Section 3.1. Given a set S of masking strings and any $\lambda \in S$, we define $\mu(\lambda, S) = \frac{\sum_{s \in S \setminus \{\lambda\}} (\lambda \cdot s)}{|S| - 1}$. The next defines the concept of *promising sets*:

DEFINITION 4. *A set S of (k, w) masking strings is a (k, w, δ) promising set iff for all $\lambda \in S$, all the following equations hold:*

$$|\mu(\lambda, S) - \frac{w}{4k}| < \frac{0.04w}{4k} \quad (1)$$

$$\max_{s \in S \setminus \{\lambda\}} |\lambda \cdot s - \mu(\lambda, S)| < 4 \ln \frac{k}{\delta} \quad (2)$$

$$\sum_{s \in S \setminus \{\lambda\}} (\lambda \cdot s - \mu(\lambda, S))^2 < (|S| - 1) \frac{w}{5k} \ln \frac{k}{\delta} \quad (3)$$

To get some intuition behind the above concept, note that $\mu(\lambda, S)$ is the average number of collisions between λ and other masking strings in S . Equation 1 requires this average to be close to $\frac{w}{4k}$. Equation 2 requires the maximum number of collision to be close to this average. Equation 3 bounds the “variance” of the number of collisions between λ and other masking strings in S . The values on the right-hand side of the three equations are carefully chosen so that i) the random construction returns a promising set with good probability, and ii) a promising set must be an LCS.

4.4 Probability of Being a Promising Set

The following proves that the probability of the random construction in Section 4.1 being a promising set:⁹

THEOREM 4. *Consider any δ where $0 < \delta \leq 0.02$, any k where $k \geq 6 \ln \frac{2k}{\delta^2}$, and $w = 20(\ln \frac{k}{\delta})(\ln \frac{2k}{\delta^2})$. With probability at least 0.95, where the probability is taken over the random choices used in the construction, the multi-set S constructed in Section 4.1 is a (k, w, δ) promising set of size $\frac{2k}{\delta}$.*

PROOF. Let $S = \{s_1, s_2, \dots, s_{\frac{2k}{\delta}}\}$ be the multi-set constructed in Section 4.1. With slight abuse of notation, for any i , we define $\mu(s_i, S) = (\sum_{j, j \neq i} s_i \cdot s_j) / (|S| - 1)$. We will later prove that, with probability at least 0.95, the following holds for all i :

$$|\mu(s_i, S) - \frac{w}{4k}| < \frac{0.04w}{4k} \quad (4)$$

$$\max_{j, j \neq i} |s_i \cdot s_j - \frac{w}{4k}| < 3.96 \ln \frac{k}{\delta} \quad (5)$$

$$\sum_{j, j \neq i} (s_i \cdot s_j - \frac{w}{4k})^2 < (|S| - 1) \frac{w}{5k} \ln \frac{k}{\delta} \quad (6)$$

Note that Equation 5 implies S being a set: If there existed i and j such that $i \neq j$ and $s_i = s_j$, then we would have $\max_{j, j \neq i} |s_i \cdot s_j - \frac{w}{4k}| = w - \frac{w}{4k} > 3.96 \ln \frac{k}{\delta}$, violating Equation 5. Now given that S is a set, Equation 4 becomes equivalent to Equation 1. Combining Equation 4 and Equation 5 will lead to Equation 2, since $\max_{s \in S \setminus \{\lambda\}} |\lambda \cdot s - \mu(\lambda, S)| = \max_{j, j \neq i} |s_i \cdot s_j - \mu(s_i, S)| \leq |\mu(s_i, S) - \frac{w}{4k}| + \max_{j, j \neq i} |s_i \cdot s_j - \frac{w}{4k}| \leq \frac{0.04w}{4k} + 3.96 \ln \frac{k}{\delta} \leq 4 \ln \frac{k}{\delta}$. Finally, note that $\mu(s_i, S)$ is the average across all $s_i \cdot s_j$ for $j \neq i$. Hence it is easy to verify that for any real value a , we have $\sum_{j, j \neq i} (s_i \cdot s_j - \mu(s_i, S))^2 \leq \sum_{j, j \neq i} (s_i \cdot s_j - a)^2$. Take $a = \frac{w}{4k}$, and we can immediately see that Equation 6 implies Equation 3. This will complete our proof of S being a promising set.

We will next show that Equations 4, 5, and 6 hold with probabilities of at least 0.99, 0.98, and 0.98, respectively. A trivial union bound then shows that with probability at least 0.95, they all hold. First for Equation 4, consider any fixed i and fixed s_i , and view the remaining masking strings in S as random variables (as a function of the random choices in the construction). The quantity $\sum_{j, j \neq i} s_i \cdot s_j$ follows a binomial distribution with parameters $(|S| - 1)w$ and $\frac{1}{4k}$. By the Chernoff bound, we have $\Pr[|\mu(s_i, S) - \frac{w}{4k}| \geq \frac{0.04w}{4k}] = \Pr[|\sum_{j, j \neq i} s_i \cdot s_j - (|S| - 1)\frac{w}{4k}| \geq (|S| - 1)\frac{0.04w}{4k}] \leq 2 \exp(-\frac{1}{3} \cdot (0.04)^2 \cdot (|S| - 1)\frac{w}{4k}) = 2 \exp(-\frac{8}{3000}(\frac{2}{\delta} - \frac{1}{k})(\ln \frac{2k}{\delta^2})(\ln \frac{k}{\delta})) < 2 \exp(-2.7 \ln \frac{k}{\delta}) = 2 \cdot (\frac{\delta}{k})^{2.7}$. By a union bound across all $\frac{2k}{\delta}$ possible i 's, we

⁹The theorem requires k and w to increase as δ decreases. However, this increase only has a poly-logarithmic dependence.

know that with probability at least $1 - 4 \cdot (\frac{\delta}{k})^{1.7} > 0.99$, Equation 4 holds.

Next for Equation 5, consider any fixed i and fixed s_i , and view s_j as a random variable. The quantity $s_i \cdot s_j$ follows a binomial distribution with parameters of w and $\frac{1}{4k}$, and a mean of $\frac{w}{4k}$. Also note that since $k \geq 6 \ln \frac{2k}{\delta^2}$, we have $3.96 \ln \frac{k}{\delta} \geq 4.752 \times \frac{w}{4k}$. By the Chernoff bound, we have:

$$\begin{aligned} & \Pr \left[|s_i \cdot s_j - \frac{w}{4k}| \geq 3.96 \ln \frac{k}{\delta} \right] \\ & < \left(\frac{e}{1 + \frac{3.96 \ln \frac{k}{\delta}}{\frac{w}{4k}}} \right)^{\left(1 + \frac{3.96 \ln \frac{k}{\delta}}{\frac{w}{4k}}\right) \cdot \frac{w}{4k}} \\ & < \left(\frac{e}{1 + 4.752} \right)^{3.96 \ln \frac{k}{\delta}} < \left(\frac{\delta}{k} \right)^{2.96} \end{aligned} \quad (7)$$

There are total $|S|(|S| - 1) < (\frac{2k}{\delta})^2$ possible combinations of i and j . Take a union bound across all of these, we know that with probability at least $1 - 4(\frac{\delta}{k})^{0.96} > 0.98$, Equation 5 holds for all i .

Finally for Equation 6, consider any fixed i and fixed s_i , and view the remaining masking strings in S as random variables. Under the given i and s_i , define the random variable $X_j = \frac{(s_i \cdot s_j - \frac{w}{4k})^2}{16 \ln^2 \frac{k}{\delta}}$ for $j \neq i$. The quantity $s_i \cdot s_j$ is a binomial random variable with parameters w and $\frac{1}{4k}$. Hence we have $E[X_j] = \frac{E[(s_i \cdot s_j - \frac{w}{4k})^2]}{16 \ln^2 \frac{k}{\delta}} = \frac{E[(s_i \cdot s_j - E[s_i \cdot s_j])^2]}{16 \ln^2 \frac{k}{\delta}} = \frac{\text{Var}[s_i \cdot s_j]}{16 \ln^2 \frac{k}{\delta}} = \frac{w \cdot \frac{1}{4k} \cdot (1 - \frac{1}{4k})}{16 \ln^2 \frac{k}{\delta}} < \frac{w}{16 \ln^2 \frac{k}{\delta}} < \frac{w}{10k} (\ln \frac{k}{\delta}) \cdot \frac{1}{16 \ln^2 \frac{k}{\delta}}$, and also $E[\sum_{j, j \neq i} X_j] = (|S| - 1)E[X_1] < \frac{w}{10k} (\ln \frac{k}{\delta}) \cdot \frac{|S| - 1}{16 \ln^2 \frac{k}{\delta}}$. For the given i and s_i , by Equation 7 and a union bound across all j , we know that with probability at least $1 - 2(\frac{\delta}{k})^{1.96}$, $|s_i \cdot s_j - \frac{w}{4k}| < 3.96 \ln \frac{k}{\delta}$ and hence $X_j < 1$. Conditioned upon such an event, we invoke the Chernoff bound:

$$\begin{aligned} & \Pr \left[\sum_{j, j \neq i} (s_i \cdot s_j - \frac{w}{4k})^2 \geq (|S| - 1) \frac{w}{5k} \ln \frac{k}{\delta} \right] \\ & = \Pr \left[\sum_{j, j \neq i} X_j \geq 2 \cdot \frac{w}{10k} (\ln \frac{k}{\delta}) \cdot \frac{|S| - 1}{16 \ln^2 \frac{k}{\delta}} \right] \\ & \leq \exp \left(-\frac{1}{3} \frac{w}{10k} (\ln \frac{k}{\delta}) \cdot \frac{|S| - 1}{16 \ln^2 \frac{k}{\delta}} \right) \\ & = \exp \left(-\frac{1}{3} \frac{20(\ln \frac{k}{\delta})(\ln \frac{2k}{\delta^2})}{10k} (\ln \frac{k}{\delta}) \cdot \frac{\frac{2k}{\delta} - 1}{16 \ln^2 \frac{k}{\delta}} \right) \\ & < \exp \left(-\frac{1}{24} \left(\frac{2}{\delta} - \frac{1}{k} \right) \ln \frac{k}{\delta} \right) < \left(\frac{\delta}{k} \right)^{4.1} \end{aligned}$$

Hence we know that for the given i , with probability at least $1 - 2(\frac{\delta}{k})^{1.96} - (\frac{\delta}{k})^{4.1}$, Equation 6 hold. Finally, take a union bound across all possible i 's, we know that with probability at least $1 - 4(\frac{\delta}{k})^{0.96} - 2(\frac{\delta}{k})^{3.1} > 0.98$, Equation 6 holds for all i . \square

4.5 A Promising Set Must Be an LCS

THEOREM 5. For all $0 < \delta \leq 0.02$, all $k \geq 1$, and $w = 20(\ln \frac{k}{\delta})(\ln \frac{2k}{\delta^2})$, a (k, w, δ) promising set S of size $\frac{2k}{\delta}$ must be a (k, w, δ) LCS.

PROOF. Imagine that we choose $m \leq k$ elements, t_1 through t_m , from S uniformly randomly with replacement, and define the multi-set $T = \{t_1, t_2, \dots, t_m\}$. Remember that here S is already fixed — only the t_i 's and T are random variables.

We will first prove that S satisfies the first requirement of LCS — namely, with probability at least $1 - 0.44\delta$, $\sum_{i=1}^m \lambda \cdot t_i \leq \frac{w}{2}$ for all $\lambda \in S \setminus T$. We consider a binary matrix where its $|S|^k$ columns correspond to all the possible T 's, and its $|S|$ rows correspond to all the possible $\lambda \in S$. A matrix entry corresponding to given T and λ is *bad* iff $\sum_{i=1}^m \lambda \cdot t_i > \frac{w}{2}$ and $\lambda \in S \setminus T$. To prove the earlier claim, it suffices to show that at least $|S|^k \times (1 - 0.44\delta)$ columns contain no bad entries. Directly proving this will be tricky, so we instead prove that for each row, at most $\frac{0.44\delta}{|S|}$ fraction of the entries are bad. This will then imply that the total number of bad entries in the matrix is at most $|S|^k \times |S| \times \frac{0.44\delta}{|S|} = |S|^k \times 0.44\delta$, and hence there can be at most $|S|^k \times 0.44\delta$ columns containing bad entries.

Now to prove that each row has at most $\frac{0.44\delta}{|S|}$ fraction of its entries being bad, it suffices to prove that for any given λ , when we choose t_1 through t_m from $S \setminus \{\lambda\}$ uniformly randomly with replacement, we will have:

$$\Pr \left[\sum_{i=1}^m \lambda \cdot t_i \geq \frac{w}{2} \right] \leq \frac{0.44\delta}{|S|} \quad (8)$$

To prove Equation 8, define $Y_i = \lambda \cdot t_i - \mu(\lambda, S)$ for $1 \leq i \leq m$, and we directly have $E[Y_i] = 0$. (Note that $\lambda \cdot t_i$ does *not* follow a binomial distribution.) Since S is a promising set, by Equation 1 we have $\sum_{i=1}^m \lambda \cdot t_i = \sum_{i=1}^m (Y_i + \mu(\lambda, S)) = m \cdot \mu(\lambda, S) + \sum_{i=1}^m Y_i < \frac{1.04w}{4} + \sum_{i=1}^m Y_i$. Next, for all i , Equation 2 and 3 tell us that $|Y_i| < 4 \ln \frac{k}{\delta}$ and $E[Y_i^2] < \frac{w}{5k} \ln \frac{k}{\delta}$. By Bernstein's inequality [43], we have:

$$\begin{aligned} & \Pr \left[\sum_{i=1}^m Y_i > \frac{0.96w}{4} \right] \\ & \leq \exp \left(- \frac{\frac{(0.96w)^2}{16}}{2m \cdot \frac{w}{5k} \ln \frac{k}{\delta} + \frac{2}{3} \cdot 4 \ln \frac{k}{\delta} \cdot \frac{0.96w}{4}} \right) \\ & \leq \exp \left(- \frac{\frac{0.9216}{16} w}{1.04 \ln \frac{k}{\delta}} \right) = \exp \left(- \frac{18.432}{16.64} \ln \frac{2k}{\delta^2} \right) \\ & < \left(\frac{\delta^2}{2k} \right)^{1.107} = \left(\frac{\delta^2}{2k} \right)^{0.107} \cdot \frac{\delta}{|S|} < \frac{0.44\delta}{|S|} \end{aligned}$$

In turn, for any given $\lambda \in S$, Equation 8 follows since $\Pr[\sum_{i=1}^m \lambda \cdot t_i \geq \frac{w}{2}] \leq \Pr[\sum_{i=1}^m Y_i > \frac{0.96w}{4}] \leq \frac{0.44\delta}{|S|}$.

We next prove that S satisfies the second requirement for an LCS — namely, for any fixed i where $1 \leq i \leq m$, with probability at least $1 - 0.505\delta$, the multi-set $\{t_1, \dots, t_{i-1}, t_{i+1}, \dots, t_m\}$ is compatible with t_i . We obviously only need to prove this for $m \geq 2$. Since all the t_i 's are symmetric, without loss of generality, assume $i = m$. Define $T_{\bar{m}} = \{t_1, t_2, \dots, t_{m-1}\}$. We claim that with probability at least $1 - 0.5\delta$, $t_m \notin T_{\bar{m}}$. To see why, note that t_1 through t_{m-1} corresponds to at most $m - 1$ distinct elements from S , and hence $\Pr[t_m \in T_{\bar{m}}] \leq \frac{k-1}{|S|} < 0.5\delta$.

Now conditioned upon $t_m \notin T_{\bar{m}}$, each t_j for $1 \leq j \leq m - 1$ is a uniformly random string in $S \setminus \{t_m\}$. One can now apply a similar proof as for Equation 8 (after replacing m with $m - 1$), and show that $\Pr[\sum_{j=1}^{m-1} (t_m \cdot t_j) \geq \frac{w}{2}] \leq \frac{0.44\delta}{|S|} \leq 0.0044\delta$. Hence we know that with probability at least $(1 - 0.5\delta) \cdot (1 - 0.0044\delta) > 1 - 0.5044\delta$, the multi-set $T_{\bar{m}}$ is compatible with t_m .

Finally, a trivial union bound across the two requirements shows that S is an LCS. \square

5. NUMERICAL EXAMPLES

To supplement the formal guarantees of BMC, this section will present some basic numerical examples. Note that we do *not* intend to provide an extensive experimental evaluation: This paper focuses on providing the *theoretical underpinning* of our vision, with Theorem 1, 2, 4, and 5 being the main results. An extensive experimental evaluation, which may further involve potential modifications to the physical layer, is beyond the scope of this paper. Instead, our work aims to spur further systems research along this line.

In the context of our example scenario (Figure 1), we consider a receiver with $k = 100$ neighboring senders. Each sender has a data item (including CRC) of d bytes, to be sent to the receiver. We will consider $d = 25$ to 100. We will use RS symbol size of 1 byte, and hence $w = 50$ to 200. BMC requires an LCS S . Our experiments will directly use the multi-set constructed in Section 4.1 as S , while setting $|S| = 2 \times 10^6$.

5.1 Overhead of BMC Encoding/Decoding

Space overhead. Recall that each masking string takes $w \log_2(4k)$ bits to store. Storing S thus takes no more than 500MB under our previous parameters.

On a sender, it is possible to further reduce such space overhead. Recall that a sender only needs to pick a uniformly random masking string from S . In practice if needed, the sender may just pick a masking string beforehand, and store that masking string (incurring only about 60 to 250 bytes). Such asymmetric overhead is a salient feature of BMC: For example, the senders may be resource-constrained sensors or RFID tags, while the receivers may be more powerful.

Computation overhead. For BMC encoding, Algorithm 1 and 2 show that the computational overhead mostly comes from RS encoding. Since the computational overhead of RS code is well understood [29, 40], we do not provide separate results here.

BMC decoding has two phases, for decoding masking strings and data items, respectively. Decoding masking strings entails an exhaustive enumeration of all masking strings in S . We have implemented the masking string decoding algorithm as a single-threaded Java program. We observe that under our previous parameters, on average it takes about 1.06ms to 4.72ms to decode one masking string, on a 3.4GHz desktop PC. Following the discussion in Section 3.5, in practice, such decoding cost can be easily amortized across multiple data items. Also note that our decoding algorithm can be easily made parallel, and thus will likely enjoy a linear speedup when running over multiple cores. The computational overhead in the second phase of BMC decoding is dominated by RS decoding. Again, we do not provide separate evaluation here since such overhead is well understood [29, 40].

5.2 BMC vs. Baselines

We consider a scenario with $t = 100,000$ bytes of airtime available for the k senders to send their respective data items to the receiver. Here, one *byte of airtime* is the transmission airtime of exactly one byte. The byte airtime needed by BMC is $9kd$, which ranges from 22,500 to 90,000 under our parameters, and is always below t . We will use *failure rate* as the measure of goodness, defined as the fraction of data items that are not successfully delivered by the t deadline.

Four schemes to compare. We will consider two baselines. The first baseline **RandomAccess1** divides the available total time into $l = \frac{t}{d}$ intervals. In each interval, independently with probability $\frac{1}{k}$, a sender sends its d -byte data item. One can easily verify that the probability of $\frac{1}{k}$ maximizes the utilization of the channel. A data item is considered delivered *successfully* if there exists at least one interval such that the corresponding sender is the only sender sending in that interval. The second baseline **RandomAccess2** is the same, except that each sender chooses exactly $\frac{l}{k}$ distinct intervals out of the l intervals, in a uniformly random fashion.

We also consider two versions of BMC. The first version **BMC1** simply simulates the behavior of Algorithm 1 and 2. We assume that CRC has no false negatives, and hence do not simulate it explicitly. We do not simulate RS code encoding/decoding either — instead, since we use a coding rate of $\frac{1}{2}$ in the RS code, our simulation will assume that RS decoding succeeds iff the number of collided (and hence erased) RS symbols is at most $\frac{w}{2}$. Note that the byte airtime needed by BMC is $9kd$, and hence **BMC1** may not fully utilize the available time

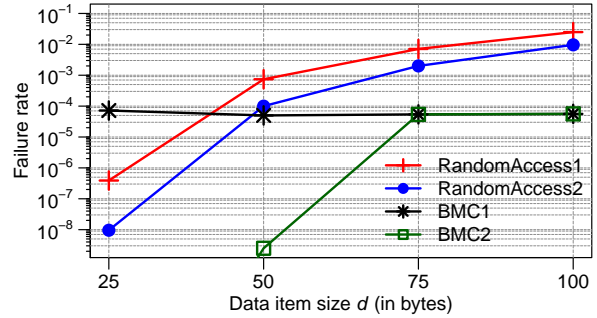


Figure 4: Failure rate of different schemes.

t . In **BMC2**, each sender will repeat its actions in **BMC1**, for $\lfloor \frac{t}{9kd} \rfloor$ times.

Because the failure rate under **BMC2** can be rather small, it may take excessive simulation time to observe any failure. Hence the results under **BMC2** are directly *computed* from those under **BMC1**, rather than from simulation. For example, if the failure rate under **BMC1** is 0.1 and if $\lfloor \frac{t}{9kd} \rfloor = 3$, then we will plot 0.001 as the failure rate under **BMC2**. The failure rates for all other schemes are directly from simulation. In cases where the failure rate is small, we increase the number of trials so that we observe a sufficient number of failures.

Comparison. Figure 4 compares the failure rates of the four schemes. **BMC2** consistently achieves a failure rate about 2 orders of magnitude smaller than the two baselines. **BMC1** does not always do so because it does not actually use up the available airtime: Under $d = 25$, **BMC1** uses only 22% of the airtime available. The failure rate of **BMC1** is largely independent of the data item size. This is expected since its failure rate is largely determined by the size of S . For all other schemes, the failure rate increases with the data item size, since under the given time constraint and with larger data items, they have fewer opportunities to send.

6. RELATED WORK

Capacity of wireless networks. As mentioned in Section 1, Ghaffari et al. [18] has proved that even with optimal scheduling, \mathbf{R} will still approach zero as the network size increases. Their result is purely due to the possibility of collision, and is fundamentally different from the well-known result on the capacity of wireless networks [22]. The result from [22] is for a more complex setting, and stems not only from the possibility of collision, but also from the need to do multi-hop routing. Nevertheless, BMC could potentially also help to overcome the bounds in [22] — confirming this will be part of our future work.

Additive channels. In *additive channels*, a collision of k packets is viewed by the receiver as a linear combination of the k original packets. Here the linear combination is usually defined over the individual symbols in the original packets, with vector arithmetic operations. In

such additive channels, researchers have developed various interesting designs, which can be used to achieve $\mathbf{R} = \Theta(1)$ in our setting.

For example, Collision-Resistant Multiple Access (CRMA) [28] uses random network coding in additive channels. In CRMA, the receiver obtains k collisions, which are viewed as k linear combinations of the original k packets. The receiver then recovers the k original packets by solving the k linear combinations. CRMA uses random coefficients to make the k collisions linearly independent. As another example, ZigZag decoding [21] also obtains k collisions and then solves for the k original packets, while (conceptually) using random initial delays at each sender to make the k collisions linearly independent. Finally, *XOR channels* are a variant of additive channels, where colliding packets are XOR-ed together (at the bit-level). For XOR channels, researchers have designed various codes [9, 10] to enable the receiver to recover the k original packets from k collisions.

Similar to BMC, all the above schemes [9, 10, 21, 28] can achieve $\mathbf{R} = \Theta(1)$ in our context, and all of them require proper synchronization among the k senders. But compared to these schemes, BMC’s assumptions on the communication channel tend to be weaker and easier to satisfy. Specifically, the schemes [21, 28] for additive channels fundamentally rely on the receiver obtaining accurate channel estimation for all the senders, so that the receiver can determine the coefficients in the linear combinations. Accurate channel estimation can be challenging under mobile settings or when the number of senders is not small. BMC provides a promising alternative: BMC does not require channel estimation — it only needs the sender to be able to send “blank” bits. The schemes [9, 10] for XOR channels need the receiver to be able to distinguish whether the number of senders sending the “1” bit is even or odd, which can be difficult to implement. In comparison, BMC only needs the receiver to tell whether there is at least one sender sending the “1” bit.

Public/private coins. In designing BMC, one of the ideas we use is to reduce the number of different ways to select the transmission slots. This follows the idea of using private coins to simulate public coins, in communication complexity [34]. However, our specific design/proof is different from the original mechanism [34]: The original mechanism is only an existential proof, while BMC obviously needs a working protocol.

Superimposed code and group testing. Section 1 mentioned that while BMC can be viewed as a kind of superimposed code and non-adaptive group testing (NAGT), superimposed code and NAGT designs [1, 2, 3, 7, 6, 8, 11, 13, 12, 14, 19, 20, 23, 24, 27, 31, 33, 32, 35, 37, 39, 44, 49] have not been used for increasing \mathbf{R} in our context. More importantly, even if one were to apply the existing designs to our context, achieving $\mathbf{R} =$

$\Theta(1)$ would require *exponential* decoding computational complexity with respect to d .

Specifically, a number of superimposed code and NAGT designs [1, 2, 11, 14, 39, 49], if applied to our context, could achieve $\mathbf{R} = \Theta(1)$. However, these schemes do not provide polynomial-time decoding algorithms. Note that some of these works (e.g., [1, 11, 14]) do mention “efficient” decoding algorithms. But their notion of “efficient” means being polynomial with respect to D , where D corresponds to the total number of possible data items in our context (i.e., 2^{8d}).

More recently, researchers have developed a range of interesting designs [6, 8, 12, 23, 24, 27, 35, 44] for superimposed code and NAGT, with polynomial decoding complexity (with respect to k and d). But none of these can achieve $\mathbf{R} = \Theta(1)$. Specifically, the designs in Indyk et al. [24] and Ngo et al. [35] can achieve $\mathbf{R} = \Theta(\frac{1}{k})$, while guaranteeing zero error in decoding. Inan et al. [23]’s designs focus on limiting the column and row weight in the testing matrix, while achieving $\mathbf{R} = o(\frac{1}{k})$ with zero error. Same as BMC, the other designs [6, 8, 12, 27, 44] allow some positive error probability δ in decoding.¹⁰ Among these, GROTESQUE [8] can achieve $\mathbf{R} = \Theta(\frac{1}{\log k})$, while SAFFRON [27] and Bui et al. [6] can both achieve $\mathbf{R} = \Theta(\frac{1}{f(\delta)})$, with $f(\delta)$ being a function of δ as defined by some optimization problem. While $f(\delta)$ has no closed-form, it can be verified from the optimization problem in [27] that $f(\delta) \rightarrow \infty$ as $\delta \rightarrow 0$. The design in Vem et al. [44] can achieve $\mathbf{R} = d / (f(\delta) \log \frac{f'(\delta) 2^d}{f(\delta)})$, where $f'(\delta)$ is also a function of δ . They did not obtain asymptotic bounds for f and f' when $\delta \rightarrow 0$. Finally, Cheraghchi [12] propose a number of schemes while focusing on dealing with noise. None of the schemes with polynomial decoding complexity can achieve $\mathbf{R} = \Theta(1)$.

There are also a number of superimposed code and NAGT designs [3, 7, 13, 19, 20, 31, 33, 32, 37] that are not explicitly concerned with computational overhead but nevertheless may allow polynomial-time decoding. But none of these schemes can achieve $\mathbf{R} = \Theta(1)$.

Compared to all the above designs for superimposed code and NAGT, BMC achieves $\mathbf{R} = \Theta(1)$ while needing only polynomial encoding/decoding complexity with respect to k , d , and δ . To achieve this, our design of BMC is different from the mainstream approaches for superimposed code and NAGT. For example, many existing designs either use a random testing matrix (e.g., [1, 2, 11, 14]) or rely on code concatenation (e.g., [6, 24, 27, 35, 44]). BMC uses neither random testing matrix nor code concatenation. Rather, BMC first encodes the data item into a codeword using some erasure code, and

¹⁰Different works sometime define δ in different ways, but in all cases, as δ decreases, the decoding results will be closer to the entirely correct results.

then uses an LCS to schedule the transmission time of each symbol in this codeword. While BMC also uses Reed-Solomon code [29] as some code-concatenation-based designs [6, 24, 27, 35, 44], BMC leverages RS code’s ability to tolerate erasures, rather than RS code’s minimum distance.

LCS as a stand-alone design. It is worth mentioning that our LCS itself can also be viewed as a *stand-alone* design for superimposed codes and NAGT. But since we use LCS to schedule the transmission time of RS symbols, different elements in our LCS need to have sufficient non-overlap. Hence LCS is more related to the notion of error-correcting NAGT [30], especially to its various relaxed versions [2, 11, 14, 12, 35, 49]. Some of these relaxed versions [12, 35] (also called *error-correcting list-disjunct matrices*) allow the decoding result to contain at most l false positives (but no false negatives), deterministically. In comparison, LCS achieves no false positive/negative across all the k senders, with $1 - k\delta$ probability. Some other versions [2, 11, 14, 49] offer similar probabilistic guarantees as LCS. But different from the designs in [2, 11, 14, 49], in LCS each element has a fixed weight, so that it can be used to schedule the transmission of RS symbols. Furthermore, [2, 11, 14, 49] only shows that a randomly constructed matrix provides the desirable property with high probability (or on expectation). In comparison, we provide some sufficient condition for a randomly constructed set to be an LCS, and such sufficient condition can be verified in polynomial time.

Scheduling via superimposed codes. There is also a large body of works on packet scheduling [4, 5, 26, 46] and channel assignment [47] via superimposed codes. Here each sender, conceptually, has a packet to send. The idea is that each sender will correspond to a (distinct) codeword. The positions of the “1” bits in the codeword determine in which intervals (or on which channels) the corresponding sender should send its packet. Note that the codeword here has nothing to do with the content of the sender’s packet. A sender may send the *same* packet multiple times if there are multiple “1” bits in its codeword. The hope is that for every sender, there exists at least one interval (or one channel) during which the sender is the only one sending its packet. Since this approach [4, 5, 26, 46] is still doing packet-level scheduling, it cannot overcome the fundamental barrier of $\mathbf{R} = O(\frac{1}{\ln N})$ from [18]. In comparison, BMC schedules the transmission of individual bits (rather than packets) and achieves $\mathbf{R} = \Theta(1)$. Of course, BMC needs to overcome the unique challenge of identifying which bits belonging to which senders, which was not relevant in [4, 5, 26, 46, 47].

7. CONCLUSIONS

Given the fundamental limit of $\mathbf{R} = O(\frac{1}{\ln N})$ for

scheduling in multi-sender multi-receiver wireless networks [18], our vision is to achieve $\mathbf{R} = \Theta(1)$ and also to avoid all the complexities in scheduling. As the theoretical underpinning of our vision, this work proposes BMC and proves that BMC enables wireless networks to achieve $\mathbf{R} = \Theta(1)$. We hope that our results can attest the promise of this direction, and spur future research (especially on the physical layer) along this line.

8. REFERENCES

- [1] M. Aldridge, L. Baldassini, and O. Johnson. Group testing algorithms: bounds and simulations. *IEEE Transactions on Information Theory*, 60(6):3671–3687, 2014.
- [2] G. Atia and V. Saligrama. Boolean compressed sensing and noisy group testing. *IEEE Transactions on Information Theory*, 58(3), 2012.
- [3] A. Barg and A. Mazumdar. Group testing schemes from codes and designs. *IEEE Transactions on Information Theory*, 63(11):7131–7141, 2017.
- [4] T. Berger, N. Mehravari, D. Towsley, and J. Wolf. Random multiple-access communication and group testing. *IEEE Transactions on Communications*, 32(7):769–779, 1984.
- [5] A. De Bonis and U. Vaccaro. ϵ -almost selectors and their applications to multiple-access communication. *IEEE Transactions on Information Theory*, 63(11):7304–7319, 2017.
- [6] T. Bui, M. Kuribayashi, and I. Echizen. Non-adaptive group testing framework based on concatenation code, 2017. Arxiv preprint, arXiv:1701.06989v3.
- [7] T. Bui, O. Nguyen, V. Dang, N. Nguyen, and T. Nguyen. A variant of non-adaptive group testing and its application in pay-television via internet. In *Information and Communication Technology - EurAsia Conference*, 2013.
- [8] S. Cai, M. Jahangoshahi, M. Bakshi, and S. Jaggi. Efficient algorithms for noisy group testing. *IEEE Transactions on Information Theory*, 63(4):2113–2136, 2017.
- [9] K. Censor-Hillel, B. Haeupler, N. Lynch, and M. Médard. Bounded-contention coding for wireless networks in the high SNR regime. In *DISC*, 2012.
- [10] K. Censor-Hillel, E. Kantor, N. Lynch, and M. Parter. Computing in additive networks with bounded-information codes. In *DISC*, 2015.
- [11] C. Chan, S. Jaggi, V. Saligrama, and S. Agnihotri. Non-adaptive group testing: explicit bounds and novel algorithms. *IEEE Transactions on Information Theory*, 60(5), 2014.
- [12] M. Cheraghchi. Noise-resilient group testing: limitations and constructions. *Discrete Applied*

- Mathematics*, 161(1):81–95, 2013.
- [13] M. Cheraghchi, A. Hormati, A. Karbasi, and M. Vetterli. Compressed sensing with probabilistic measurements: a group testing solution. In *Allerton Conference on Communication, Control, and Computing*, 2009.
- [14] M. Cheraghchi, A. Hormati, A. Karbasi, and M. Vetterli. Group testing with probabilistic tests: theory, design and application. *IEEE Transactions on Information Theory*, 57(10):7057–7067, 2011.
- [15] D. Du and F. Hwang. *Combinatorial Group Testing and Its Applications*, volume 2. Singapore: World Scientific Publishing Company, 1999.
- [16] EPCglobal. EPC Radio-Frequency Identity Protocols Class-1 Generation-2 UHF RFID Protocol for Communications at 860 MHz - 960 MHz Version 1.2.0. 2008.
- [17] F. Ferrari, M. Zimmerling, L. Thiele, and O. Saukh. Efficient network flooding and time synchronization with Glossy. In *IPSN*, 2011.
- [18] M. Ghaffari, B. Haeupler, N. Lynch, and C. Newport. Bounds on contention management in radio networks. In *DISC*, Oct. 2012. Also see full version as Arxiv preprint, arXiv:1206.0154v2.
- [19] A. Gilbert, B. Hemenway, A. Rudra, M. Strauss, and M. Wootters. Recovering simple signals. In *Information Theory and Applications Workshop*, 2012.
- [20] A. Gilbert, M. Iwen, and M. Strauss. Group testing and sparse signal recovery. In *Asilomar Conference on Signals, Systems and Computers*, 2008.
- [21] S. Gollakota and D. Katabi. Zigzag decoding: combating hidden terminals in wireless networks. *SIGCOMM Computer Communication Review*, 38(4):159–170, 2008.
- [22] P. Gupta and P. R. Kumar. The capacity of wireless networks. *IEEE Transactions on Information Theory*, 46(2):388–404, 2000.
- [23] H. Inan, P. Kairouz, and A. Ozgur. Sparse group testing codes for low-energy massive random access. In *Allerton Conference on Communication, Control, and Computing*, 2017.
- [24] P. Indyk, H. Ngo, and A. Rudra. Efficiently decodable non-adaptive group testing. In *ACM-SIAM Symposium on Discrete Algorithms*, 2010.
- [25] W. Kautz and R. Singleton. Nonrandom binary superimposed codes. *IEEE Transactions on Information Theory*, 10:363–377, 1964.
- [26] J. Komlos and A. Greenberg. An asymptotically fast nonadaptive algorithm for conflict resolution in multiple-access channels. *IEEE Transactions on Information Theory*, 31(2):302–306, 1985.
- [27] K. Lee, R. Pedarsani, and K. Ramchandran. SAFFRON: a fast, efficient, and robust framework for group testing based on sparse-graph codes. In *IEEE International Symposium on Information Theory*, 2016.
- [28] T. Li, M. K. Han, A. Bhartia, L. Qiu, E. Rozner, Y. Zhang, and B. Zirikoff. Crma: collision-resistant multiple access. In *MobiCom*, 2011.
- [29] S. Lin and D. J. Costello. *Error Control Coding*. Prentice-Hall, Inc., 2004.
- [30] A. Macula. Error-correcting nonadaptive group testing with d^e -disjunct matrices. *Discrete Applied Mathematics*, 80(2-3):217–222, 1997.
- [31] A. Mazumdar. On almost disjunct matrices for group testing. In *International Symposium on Algorithms and Computation*, 2012.
- [32] A. Mazumdar. Nonadaptive group testing with random set of defectives. *IEEE Transactions on Information Theory*, 62(12):7522–7531, 2016.
- [33] A. Mazumdar and S. Mohajer. Group testing with unreliable elements. In *Allerton Conference on Communication, Control, and Computing*, 2014.
- [34] I. Newman. Private vs. common random bits in communication complexity. *Information Processing Letters*, 39(2):67–71, July 1991.
- [35] H. Ngo, E. Porat, and A. Rudra. Efficiently decodable error-correcting list disjunct matrices and applications. In *ICALP*, 2011.
- [36] S. Olariu and M. Weigle. *Vehicular Networks: From Theory to Practice*. Chapman and Hall/CRC, 2009.
- [37] E. Porat and A. Rothschild. Explicit nonadaptive combinatorial group testing schemes. *IEEE Transactions on Information Theory*, 57(12):7982–7989, 2011.
- [38] H. Rahul, H. Hassanieh, and D. Katabi. SourceSync: a distributed wireless architecture for exploiting sender diversity. In *SIGCOMM*, 2010.
- [39] A. Sebő. On two random search problems. *Journal of Statistical Planning and Inference*, 11:23–31, 1985.
- [40] D. Taipale and M. Seo. An efficient soft-decision reed-solomon decoding algorithm. *IEEE Transactions on Information Theory*, 40(4):1130–1139, 1994.
- [41] K. Tan, J. Fang, Y. Zhang, S. Chen, L. Shi, J. Zhang, and Y. Zhang. Fine-grained channel access in wireless LAN. In *SIGCOMM*, 2010.
- [42] F. Tobagi and L. Kleinrock. Packet switching in radio channels: part ii—the hidden terminal problem in carrier sense multiple-access and the busy-tone solution. *IEEE Transactions on communications*, 23(12):1417–1433, 1975.
- [43] J. Uspensky. *Introduction to Mathematical Probability*. McGraw-Hill Book Company, 1937.

- [44] A. Vem, N. Janakiraman, and K. Narayanan. Group testing using left-and-right-regular sparse-graph codes, 2017. Arxiv preprint, arXiv:1701.07477v1.
- [45] M. Vutukuru, K. Jamieson, and H. Balakrishnan. Harnessing exposed terminals in wireless networks. In *NSDI*, 2008.
- [46] J. Wolf. Born again group testing: multiaccess communications. *IEEE Transactions on Information Theory*, 31(2):185–191, 1985.
- [47] K. Xing, X. Cheng, L. Ma, and Q. Liang. Superimposed code based channel assignment in multi-radio multi-channel wireless mesh networks. In *MobiCom*, 2007.
- [48] J. Zheng and A. Jamalipour. *Wireless Sensor Networks: A Networking Perspective*. John Wiley & Sons, 2008.
- [49] A. Zhigljavsky. Probabilistic existence theorems in group testing. *Journal of Statistical Planning and Inference*, 115:1–43, 2003.