

A PTAS for Minimum Makespan Vehicle Routing in Trees

Amariah Becker¹

Computer Science Department, Brown University, USA
 amariah_becker@brown.edu

Alice Paul

Data Science Initiative, Brown University, USA
 alice_paul@brown.edu

Abstract

We consider a variant of the vehicle routing problem on trees in which the goal is to route a fleet of vehicles to serve a set of clients so that the makespan, the longest distance traveled by one of the vehicles, is minimized. This is referred to as the MINIMUM MAKESPAN VEHICLE ROUTING problem on trees. We present a polynomial time approximation scheme (PTAS) for this problem. Our main insight is that we can restrict the set of potential solutions without adding too much to the optimal makespan. This simplification relies on partitioning the tree into clusters such that there exists a near-optimal solution in which every tour that visits a given cluster takes on one of a few forms. In particular, there are at most two tours serving clients in any cluster. Our dynamic program then finds a near-optimal set of tours using these simple building blocks within each cluster rather than making decisions for covering each leaf in the tree. This limits the amount of rounding error incurred by the dynamic program, yielding the PTAS.

2012 ACM Subject Classification G.2.2 Mathematics of Computing - Graph Theory

Keywords and phrases Approximation Algorithms, Vehicle Routing, Rooted Tree Cover

Digital Object Identifier 10.4230/LIPIcs.CVIT.2016.23

1 Introduction

Vehicle routing problems address the fundamental problem of routing a fleet of vehicles to visit a set of clients. We consider a variant of this problem on trees that seeks to minimize the longest distance traveled by one of the vehicles. In particular, in the MINIMUM MAKESPAN VEHICLE ROUTING problem on trees, we are given a rooted tree $T = (V, E)$ with root $r \in V$ and edge lengths $\ell(u, v) \geq 0$ for all $(u, v) \in E$. The root r represents the *depot* at which all vehicles start and end their tours. The goal is to find k tours each starting from r that serve all clients in T such that the makespan, the maximum length of any tour, is minimized.

Without loss of generality, the set of clients corresponds to the set of leaves in the tree (if not, no tour would visit any subtree without a client and such a subtree can be safely removed). Since every edge must then be traversed by at least one tour, the problem is equivalent to the MINIMUM MAKESPAN ROOTED TREE COVER problem: find k rooted trees of minimum makespan that collectively cover the input tree. The minimum makespan for rooted tree cover is exactly half the minimum makespan for vehicle routing, since tours traverse edges twice.

We present a polynomial time approximation scheme (PTAS) for the minimum makespan vehicle routing problem on trees. To do so, we first show that we can restrict the set of

¹ Research funded by NSF grant CCF-14-09520



potential tours without adding too much to the optimal makespan. This simplification relies on partitioning the tree into *clusters* such that there exists a near-optimal solution in which every tour that visits a given cluster can be assumed to take on one of three forms. We then use this simplified structure to design a dynamic program to find such a set of tours with near-optimal makespan.

► **Theorem 1.** *For every $\epsilon > 0$, there is a polynomial-time algorithm that, given an instance of MINIMUM MAKESPAN VEHICLE ROUTING on a tree, finds a solution whose makespan is at most $1 + \epsilon$ times optimum and runs in $n^{O(\epsilon^{-8})}$ time.*

The minimum makespan problem also relates to the DISTANCE-CONSTRAINED VEHICLE ROUTING problem on trees. This problem takes as input a distance bound $D \geq 0$, and the goal is to find the minimum number of tours serving all clients in T such that the makespan is at most D . In fact, DISTANCE-CONSTRAINED VEHICLE ROUTING and MINIMUM MAKESPAN VEHICLE ROUTING can both be reduced to the same decision problem: does there exist a set of k tours of length at most D that collectively cover all clients? Theorem 1 immediately yields the following *bicriteria* result.

► **Corollary 1.** *Given an instance of DISTANCE-CONSTRAINED VEHICLE ROUTING, if there exists a solution consisting of k tours of length at most D , then for any $\epsilon > 0$, there is an $n^{O(\epsilon^{-8})}$ -time algorithm that finds a solution consisting of k tours of length at most $(1 + \epsilon)D$.*

1.1 Related Work

For general metrics, MINIMUM MAKESPAN ROOTED TREE COVER admits a 3-approximation [3]. For star instances, the problem admits an FPTAS if the number k , of subtrees is constant [5] and a PTAS for general k [2]. For tree metrics, an FPTAS is known for constant k [6], and a $(2 + \epsilon)$ -approximation is known for general k [3].

Recall that the related DISTANCE-CONSTRAINED VEHICLE ROUTING problem is to minimize the number of tours of length at most D required to cover all client demand. Even restricted to star instances, this problem is NP-hard, and for tree instances it is hard to approximate to better than a factor of $3/2$ [4]. A 2-approximation is known for tree instances, and $O(\log D)$ and $O(\log |S|)$ -approximations are known for general metrics, where S is the set of clients [4]. Allowing a multiplicative stretch in the distance constraint, a $(O(\log 1/\epsilon), 1 + \epsilon)$ bicriteria approximation is also known, which finds a solution of at most $O(\log 1/\epsilon)OPT_D$ tours each of length at most $(1 + \epsilon)D$ [4], where OPT_D is the minimum number of tours of length at most D required to cover all clients.

1.2 Chen and Marx's Previous Claim to a PTAS

One of the results in a recent paper of Chen and Marx [1] claims to present a PTAS for MINIMUM MAKESPAN ROOTED TREE COVER. In this section we show that the proof of their theorem (Theorem 2.1 [1]) depends on a false assertion. Additionally, we compare their approach to our own and describe how we successfully overcome the challenges where their approach fell short.

The intuition behind our result is similar to that of [1]: since the main challenge arises from having to account for small tour segments, modify the instance so that only larger tour segments need to be accounted for. Because each tour can only have a small number of these larger tour segments, the algorithm can essentially *guess* all possible ways that the segments can be joined to form tours. The main difficulty with this approach is in showing that this type of grouping of small segments into large segments can be done without incurring too

much error. As did Chen and Marx [1], we also observed that assuming each subtree with length less than ϵOPT to be covered by a single tour increases the makespan by $O(\epsilon OPT)$, where OPT is the optimum makespan.

Chen and Marx's proof of Theorem 2.1 (which their PTAS requires) depends on the following argument, though they use different terminology. *Safe* graph modifications are those that result in an equivalent instance and include inserting edges of length zero and subdividing a single edge into two smaller edges. Let CR be a set of vertices with the following properties:

1. each child branch of a vertex $v \in CR$ is *small* enough that assuming that *each* of these branches is covered by a single tour increases the overall makespan by at most $c^* \epsilon OPT$ for some universal constant c^* ,
2. each subtree rooted at a vertex $v \in CR$ is *big* enough that it is covered by tour segments of length at least ϵOPT ,
3. the vertices of CR are *independent* in that no two distinct vertices in CR have an ancestor-descendant relationship, and
4. the subtrees rooted at vertices in CR collectively partition the leaves of the tree.

Given such a set CR , a dynamic programming strategy can be used to find a near-optimal solution. Though this argument is correct, the problem is that no such set CR is guaranteed to exist. In the process of ensuring that their proposed set CR satisfies property iii (which is necessary for maintaining tour connectivity while making decisions about members of CR independently), they end up with a set that no longer satisfies property ii (which is necessary for bounding the number of subtrees that a tour visits).

► **Lemma 2.** *There exist instances in which no such set CR as described above exists.*

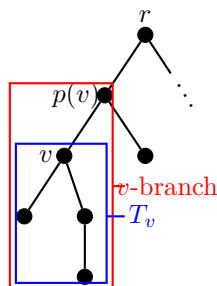
Proof. We delay the counterexample and proof to Appendix A.1 ◀

To the best of our knowledge, there is no straightforward way to salvage the theorem used in [1]. Our approach uses similar intuition, but manages to successfully address the critical challenges of the problem where prior attempts have fallen short.

Rather than partition the tree uniformly into subtrees, we recognize that the behavior of solutions *looks* differently near the leaves than it does along internal vertices. As such, we partition the *entire* tree into three different types of *clusters* (see Figure 4b). *Leaf clusters* are defined greedily so as to satisfy properties similar to i-iii above and serve to anchor the cluster structure. *Small clusters* are internal clusters with weight (and frequency) small enough to be effectively ignored while incurring only a small error that can be *charged* to the leaf clusters. The remainder of the tree is grouped into *edge clusters*, with properties similar to i and ii above: their weight is *small* enough to assume, without incurring too much error, a *simple* structure to the way that tours cover them, and they are *large* enough so that any tour can only cover a bounded number of them. Though the edge clusters themselves do *not* maintain independence, we show a weaker, sufficient property exhibited by tour segments in these clusters that ensures tour connectivity while treating edge clusters independently.

2 Preliminaries

Let OPT denote the value of an optimum solution. For a minimization problem, a polynomial-time α -approximation algorithm is an algorithm that finds a solution of value at most $\alpha \cdot OPT$ and runs in time that is polynomial in the size of the input. A polynomial-time approximation



■ **Figure 1** An example of T_v , the subtree rooted at node v , and a v -branch, which includes the additional edge $(p(v), v)$.

scheme (PTAS) is a family of $(1 + \epsilon)$ -approximation algorithms indexed by $\epsilon > 0$ such that for each ϵ , the algorithm runs in time that is polynomial in the input size, but may depend arbitrarily on ϵ . In this paper, a solution corresponds to a set of k tours in T such that every client in T is visited by some tour. Alternatively, we can represent a solution with k trees $T_1, T_2, \dots, T_k \subseteq T$, where T_i corresponds to the union of shortest u -to- r paths for all clients u covered by the i th tour and the length of tour i is double the length of edges in T_i .

Recall that we are given a rooted tree $T = (V, E)$ with root $r \in V$ and edge lengths $\ell(u, v) \geq 0$ for all $(u, v) \in E$. The goal is to find k tours that serve all clients in T such that the maximum length of any tour is at most $(1 + \epsilon) \cdot \text{OPT}$.

In a rooted tree, the *parent* of a vertex v , denoted $p(v)$, is the vertex adjacent to v in the shortest path from v to r (the parent of r is undefined). If $u = p(v)$ then v is a *child* of u . The parent edge of a vertex v is the edge $(p(v), v)$ (undefined for $v = r$). The *ancestors* of vertex v are all vertices (including v and r) in the shortest v -to- r path and the *descendants* of v are all vertices u such that v is an ancestor of u . Further, the *subtree rooted at v* is the subgraph induced by the descendants of v and is denoted T_v . If $u = p(v)$, the *v -branch at u* consists of the subtree rooted at v together with the edge (u, v) . See Figure 1. We define the *length* of a subgraph $A \subseteq E$ to be $\ell(A) = \sum_{(u,v) \in A} \ell(u, v)$ or, equivalently, half the minimum length needed for a tour to cover the edges of A .

The algorithm first uses the $(2 + \epsilon)$ -approximation from [3] to obtain an upper bound D_{high} for OPT . Our algorithm takes as input a distance value $D \geq 0$ and provides the following guarantee: if there exists a solution of makespan D the algorithm will find a solution of makespan at most $(1 + \epsilon)D$. The PTAS in Theorem 1 follows from using binary search between $\frac{D_{high}}{2+\epsilon}$ and D_{high} for the smallest value D_{low} such that the algorithm returns a solution of makespan at most $(1 + \epsilon)D_{low}$. This implies $D_{low} \leq \text{OPT}$.

For the rest of the paper, we assume D is fixed. Additionally, we set $\hat{\epsilon} = \frac{\epsilon}{6}$ for some $\hat{\epsilon}$ value we will define later. Without incurring any error, we can assume as in [1] that the maximum edge length in T is $\hat{\epsilon}^2 D$ by iteratively subdividing any edge longer than $\hat{\epsilon}^2 D$. Additionally, we can assume that every vertex has at most two children. (If any vertex v has $h > 2$ children v_1, \dots, v_h , add a vertex v' and edge (v, v') of length zero and replace edges $(v, v_1), (v, v_2)$ with edges $(v', v_1), (v', v_2)$ of the same lengths.)

Optimization problems on trees are often well suited for dynamic programming algorithms. In fact, the following dynamic programming strategy can solve MINIMUM MAKESPAN VEHICLE ROUTING on trees exactly: at each vertex v , for each value $0 \leq i \leq D$, *guess* the number of solution tour segments of length exactly i in the subtree rooted at v . Such an algorithm would be exponential in D . Instead of considering every possible length value, we will round

each tour segment up to the nearest $\hat{\epsilon}^4 D$, so that only $O(\hat{\epsilon}^{-4})$ segment distances need to be considered. In order to achieve a PTAS, we must show that this rounding does not incur too much error.

One main insight underlying our algorithm, and also implied in [1], is that a tour only need incur rounding error when it branches. The challenge in bounding the rounding error then becomes bounding the number of times a tour branches. While a tour in the optimal solution may have an arbitrary amount of branching, we show that we can greatly limit the scope of candidate solution tours to those with a specific structure while only incurring an ϵD error in the makespan. Namely, we will show that rather than having to make decisions for covering every leaf in the tree (of which there may be arbitrarily many—each with arbitrarily small length), we can partition the tree into *clusters* and then address covering the clusters. By *reassigning* small portions of tours within a cluster, we show that there exists a near-optimal solution in which all clients (leaves) within a given cluster are covered by only one or two tours. These clusters are carefully chosen to be small enough such that the error incurred by the reassignment is small but large enough such that any given tour covers clients in a bounded number of clusters. Our dynamic program then finds the optimal set of rounded tours using these simple building blocks within each cluster.

2.1 Reassignment Lemma

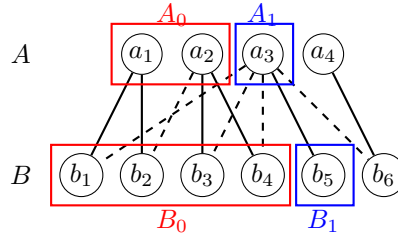
We first present a lemma that will serve as a general-purpose tool for our result. This tool will be used to *reassign* small tour segments. That is, if some subgraph \hat{T} is covered by several small tour segments from distinct tours $\hat{t}_1, \hat{t}_2, \dots, \hat{t}_m$, then for some $1 \leq i \leq m$, the entire subgraph \hat{T} is assigned to be covered by \hat{t}_i . This process *lengthens* \hat{t}_i so as to cover all of \hat{T} , and *shortens* \hat{t}_j for all $j \neq i$ which are no longer required to cover \hat{T} (see Figure 3). We now show that this assignment process can be performed simultaneously for many such subgraphs such that the net lengthening of any one tour is small.

Let $G = (A, B, E)$ be an edge-weighted bipartite graph where A is a set of *facilities*, B is a set of *clients*, and $w(a, b) \geq 0$ is the weight of edge $(a, b) \in E$. For any vertex v , we use $N(v)$ to denote the *neighborhood* of v , namely the set of vertices u such that there is an edge $(u, v) \in E$. Each facility $a \in A$ has capacity $q(a) = \sum_{b \in N(a)} w(a, b)$ and each client $b \in B$ has weight $w(b) \leq \sum_{a \in N(b)} w(a, b)$. A feasible *assignment* is a function $f : B \rightarrow A$, such that each client b is assigned to an adjacent facility $f(b) \in N(b)$. We can think of the weights $w(a, b)$ representing fractional assignment costs while weight $w(b)$ corresponds to a “discounted” cost of wholly serving client b . Ideally, the total weight of clients assigned to any facility a would not exceed the capacity $q(a)$; however, this is not always possible. We define the *overload* $h_f(a)$ of a facility a to be $w(f^{-1}(a)) - q(a) = \sum_{b|f(b)=a} w(b) - \sum_{b \in N(a)} w(a, b)$ and the *overload* h_f of an assignment to be $\max_{a \in A} h_f(a)$. The BIPARTITE WEIGHT-CAPACITATED ASSIGNMENT problem is to find an assignment with minimum overload.

► **Lemma 3.** *Given an instance of the BIPARTITE WEIGHT-CAPACITATED ASSIGNMENT problem, an assignment with overload at most $\max_{b \in B} w(b)$ can be found efficiently.*

Proof. Let $w_{max} = \max_{b \in B} w(b)$. Consider an initial assignment f by arbitrarily assigning each client to an adjacent facility. Let $A_0 = \{a \in A | h_f(a) > w_{max}\}$ be the set of facilities whose capacities are exceeded by more than w_{max} . The lemma statement is satisfied if and only if $|A_0| = 0$.

Let $B_0 = f^{-1}(A_0)$ be the set of clients that are assigned to facilities in A_0 . We inductively define A_i for $i \geq 1$ to be $N(B_{i-1}) \setminus \bigcup_{j < i} A_j$ and $B_i = f^{-1}(A_i)$ to be the set of clients that are assigned to facilities in A_i (see Figure 2). We say that a client b (resp. facility a) has



■ **Figure 2** An example of the inductive subsets A_i and B_i . A solid edge (a, b) indicates that $f(b) = a$, and a dashed edge indicates that $(a, b) \in E$ but $f(b) \neq a$. Note that b_6 's level is infinite.

level i if $b \in B_i$ (resp. $a \in A_i$), and we say that client b has infinite level if b does not appear in any B_i . By construction, each client appears in some B_i for at most one value i , so the level of a client is either infinite or at most $|B|$ (see Figure 2).

It suffices to show that if $|A_0| > 0$ then there is some client b , with some finite level, whose level can be increased without decreasing the level of any other client. After at most $|B|^2$ such improvements, B_0 must be empty, so $|A_0|$ must also be empty, proving the claim.

Suppose that there is some i and some facility $a \in A_i$ such that $h_f(a) \leq q(a)$. We say such a facility is *underloaded*, and therefore $i > 0$. By construction, there is some $b \in B_{i-1}$ adjacent to a and some $a' \in A_{i-1}$ such that $f(b) = a'$. We reassign b to a by setting $f(b) = a$. Note that since this adds $w(b) \leq w_{max}$ to the load of a , the resulting overload of a is at most w_{max} , so the level of a does not decrease. Further, b now has level at least i and the level of every other client is either unaffected or increased.

We now show that such an underloaded facility always exists. Let j be the largest value such that A_j is non-empty. If B_j is empty, then all facilities in A_j are underloaded. Otherwise B_j is non-empty and $N(\bigcup_{0 \leq i \leq j} B_i) \subseteq \bigcup_{0 \leq i \leq j} A_i$, so $\sum_{b \in \bigcup_i B_i} w(b) \leq \sum_{a \in \bigcup_i A_i} \sum_{a \in N(b)} w(a, b) \leq \sum_{a \in \bigcup_i A_i} q(a)$. Since no other clients are assigned to these facilities, at least one facility in $\bigcup_{0 \leq i \leq j} A_i$ must be underloaded. ◀

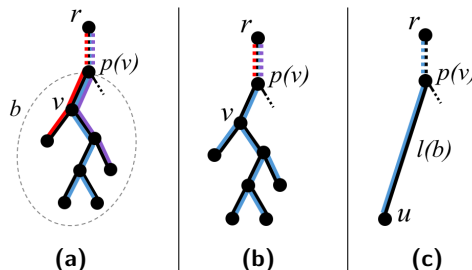
3 Simplifying the Tour Structure

Using this reassignment lemma, we will perform a series of clustering steps and use the lemma to limit the number of tours serving clients in each cluster.

Let T' be a connected subgraph of T containing the depot r , and let X be a set of subgraphs of T . We say that X is a *tour-independent* set with respect to T' if $T' \cup X'$ is connected for all $X' \subseteq X$. In particular, if T' is the subgraph covered by a single tour then adding any subgraphs in X' creates a new feasible tour. Tour-independent sets will be used to define feasible reassignments of tour segments.

The first clustering step is to CONDENSE all small branches into leaf edges. Specifically, let \mathcal{B} be the set of all maximal branches of length at most $\frac{\epsilon}{2}D$. That is, for every v -branch $b \in \mathcal{B}$, $\ell(b) \leq \frac{\epsilon}{2}D$ and for b 's parent $p(v)$ -branch, b_p , $\ell(b_p) > \frac{\epsilon}{2}D$. Further, for convenience later, if $b_1 \in \mathcal{B}$ is a v_1 branch at u and $b_2 \in \mathcal{B}$ is a *sibling* v_2 branch at u such that $\ell(b_1) + \ell(b_2) \leq \frac{\epsilon}{2}D$, we add a vertex u' and an edge (u, u') of length zero and replace (u, v_i) with edge (u', v_i) of length $\ell(u, v_i)$ for $i \in \{1, 2\}$. The u' branch at u then replaces the two branches b_1 and b_2 in \mathcal{B} . This ensures that any two branches in \mathcal{B} with the same parent cannot be combined into a subtree of length $\leq \frac{\epsilon}{2}D$.

Then, for every $b \in \mathcal{B}$, we condense b by replacing it with a leaf edge of length $\ell(b)$. Though it is easier to think of these condensed branches as leaf edges, the algorithm need not actually modify the input tree; condensing a branch is equivalent to requiring a single tour to cover the entire branch.



■ **Figure 3** Figure (a) depicts a branch $b \in \mathcal{B}$ covered by several small tour segments; (b) shows the entire branch b being assigned to the blue tour; (c) shows the result of the condense operation.

► **Lemma 4.** *The CONDENSE operation adds at most $\hat{\epsilon}D$ to the optimal makespan.*

Proof. We show that there is a solution of makespan at most $OPT + \hat{\epsilon}D$ such that each branch in \mathcal{B} is covered by a single tour. Fix an optimal solution, and let A be the set of tours in the optimal solution that (at least partially) cover branches in \mathcal{B} . We define an edge-weighted bipartite graph $G = (A, \mathcal{B}, E)$ where there is an edge (a, b) if and only if tour a contains edges of branch b , and $w(a, b)$ is the length of the tour segment of a in branch b , namely twice the length of the edges covered by tour a . Note that $\forall a \in A, b \in \mathcal{B}$, $w(a, b) \leq \hat{\epsilon}D$. For each $b \in \mathcal{B}$, we define the weight $w(b)$ to be $2\ell(b)$, and for each $a \in A$, we define the capacity $q(a)$ to be the sum $\sum_{b: a \cap b \neq \emptyset} w(a, b)$ of all tour segments of a in branches of \mathcal{B} . Clearly, $w(b) \leq \sum_{a: a \cap b \neq \emptyset} w(a, b)$, since these tour segments collectively cover b .

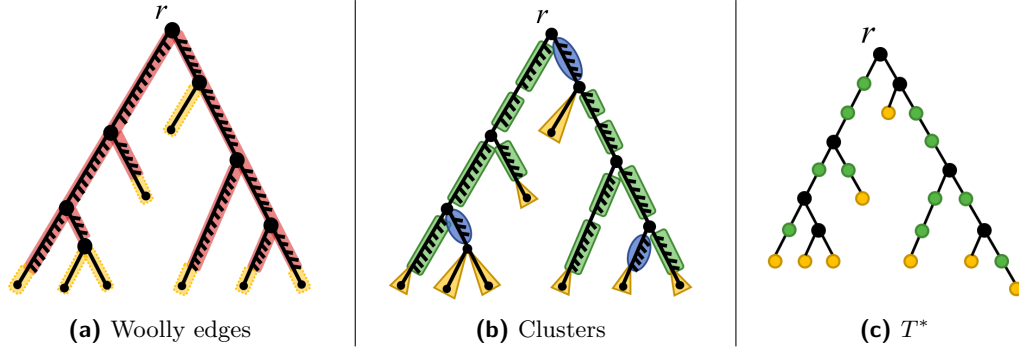
Essentially, $q(a)$ represents tour a 's *budget* for buying whole branches and is defined by the length of its tour segments in the branches that it partially covers. Further, we will only assign a branch to a tour that already covers some edges in the branch so there is no additional cost to connect the tour to the branch.

Applying Lemma 3 to G , we can achieve an assignment of branches to tours such that each branch is assigned to one tour and the capacity of each tour is exceeded by at most $\max_{b \in \mathcal{B}} w(b) \leq \hat{\epsilon}D$. Further, for any tour $a \in A$, let T'_a be the corresponding subgraph visited by a excluding any branches in \mathcal{B} . T'_a contains r and is connected, so $N_G(a) \subseteq \mathcal{B}$ is a tour-independent set with respect to T'_a . Thus, the reassignment of branches creates a feasible solution in which the extra distance traveled by each tour is at most $\hat{\epsilon}D$. ◀

After condensing all small branches, we define every leaf edge whose length is at least $\frac{\hat{\epsilon}}{4}D$ to be a *leaf cluster*. The leaf-cluster-to-root paths define what we call the *backbone* of T . By construction, every edge that is not on this backbone is either a leaf cluster (of length $\geq \frac{\hat{\epsilon}}{4}D$) or a leaf edge (of length $< \frac{\hat{\epsilon}}{4}D$). That is, every vertex is at most one edge away from the backbone (see Figure 4a). We will use this backbone to define segments of the tree along which the tour structure is very simple.

We can think of the condensed tree as a binary tree whose root is the depot, whose leaves are the leaf clusters, and whose internal vertices are the branching points of the backbone. Each edge of this binary tree corresponds to a maximal path of the backbone between these vertices, together with the small leaf edges off of this path (see Figure 4a). To avoid confusion with tree edges, we call these path and leaf subgraphs *woolly edges*. As before, the length of

a woolly edge is the sum of edge lengths in the subgraph, i.e. the length of the path plus the length of the leaves off of the path. A woolly edge whose length is less than $\frac{\epsilon^2}{2}D$ is called a *small cluster*. We first focus on assigning these small clusters to tours.



■ **Figure 4** Figure (a), shows leaf clusters in yellow and woolly edges in red; (b) shows a tree partitioned into leaf clusters (yellow triangles), small clusters (blue ovals), and edge clusters (green rectangles); (c) shows the corresponding T^* for clustering from (b).

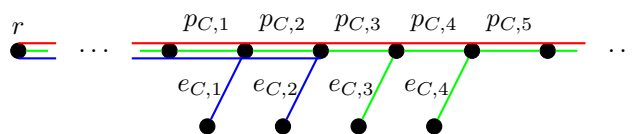
► **Lemma 5.** *All small clusters can be assigned to tours in such a way that the makespan is increased by at most $4\epsilon D$.*

Proof. Note that because of the binary tree structure, we can *assign* each of these small clusters to a descendant leaf cluster in such a way that each leaf cluster is assigned at most two small clusters. Since each leaf cluster is covered by a single tour, we can require this tour to also cover the leaves of the small cluster(s) assigned to that leaf cluster. This is feasible since small clusters are only assigned to descendant leaf clusters. Furthermore, since leaf clusters have length at least $\frac{\epsilon}{4}D$, we can *charge* this error to the length of the leaf clusters. In particular, since any given tour covers at most $D/(2 \cdot \frac{\epsilon}{4}D) = \frac{2}{\epsilon}$ leaf clusters, this assignment adds at most $2 \cdot \frac{2}{\epsilon} \cdot (2 \cdot \frac{\epsilon^2}{2}D) = 4\epsilon D$ to the makespan. ◀

The remaining woolly edges have length at least $\frac{\epsilon^2}{2}D$. We partition each such woolly edge into one or more (connected) woolly subedges, which we call *edge clusters*, each with length in $[\frac{\epsilon^2}{2}D, \frac{\epsilon}{2}D]$. There is enough granularity in the tree edge lengths so that such a partition is always possible: backbone edges still have length at most $\frac{\epsilon^2}{2}D$, as they were not modified by condensing branches, and the leaf edges in the woolly edges have length less than $\frac{\epsilon}{4}D$ (see Figure 4b).

Let \mathcal{C} be the set of edge clusters. For any edge cluster $C \in \mathcal{C}$, let P_C denote the backbone path in C and let L_C denote the leaf edges in C . We order the backbone edges along P_C as $p_{C,1}, p_{C,2}, \dots, p_{C,m}$ in increasing distance from the depot and similarly label the leaf edges $e_{C,1}, e_{C,2}, \dots, e_{C,m-1}$ such that $e_{C,i}$ is the leaf incident to $p_{C,i}$ and $p_{C,i+1}$ for all $1 \leq i < m$ (see Figure 5). Note that if no such incident leaf exists for some i , we can add a leaf of length zero. Likewise P_C can be *padded* with edges of length zero to ensure that each edge cluster ‘starts’ and ‘ends’ with a backbone edge.

Consider the intersection of a solution with an edge cluster C . There are three different *types* of tours that visit C (see Figure 5). A *C-passing* tour is one that includes all of P_C but contains no leaf edges in L_C . A *C-collecting* tour is one that includes all of P_C and contains some edges in L_C . Last, a *C-ending* tour is one that includes backbone edges $p_{C,1}, p_{C,2}, \dots, p_{C,i}$ for some $i < m$ and some leaves in L_C , but does not include all of P_C .



■ **Figure 5** Three types of tours within an edge cluster C ; the red tour is a C -passing tour, the green tour is a C -collecting tour, and the blue tour is a C -ending tour.

Note that every leaf edge can be assumed to be covered by a single tour and any C -ending tour can be assumed to cover some leaves in L_C as removing any such redundancy would only improve a solution.

We say that edge cluster C has *single coverage* if either a single C -ending tour or a single C -collecting tour covers *all* leaves in L_C . We say that edge cluster C has *split coverage* if there is one C -ending tour that covers leaf edges $e_{C,1}, e_{C,2}, \dots, e_{C,i}$ for some $i < m - 1$ and one C -collecting tour that covers leaf edges $e_{C,i+1}, e_{C,i+2}, \dots, e_{C,m-1}$ (see Figure 5). We say that an edge cluster has *simple coverage* if it has either *single coverage* or *split coverage*. We again use Lemma 3 to show that there is a solution of makespan at most $\text{OPT} + 3\hat{\epsilon}D$ such that every edge cluster has simple coverage.

► **Lemma 6.** *Requiring every edge cluster to have simple coverage adds at most $3\hat{\epsilon}D$ to the optimal makespan.*

Proof. Fix an optimal solution, SOL_0 . We begin by limiting the number of C -ending tours. For every edge cluster C , let $\gamma(C)$ be the subcluster of C covered by C -ending tour segments. Let $\mathcal{C}_1 = \{\gamma(C) \mid C \in \mathcal{C}\}$ and let A_1 be the set of tours in SOL_0 that are C -ending tours for at least one edge cluster $C \in \mathcal{C}$. We define a bipartite graph $G_1 = (A_1, \mathcal{C}_1, E_1)$ where there is an edge $(a, \gamma(C))$ if and only if tour a is a C -ending tour, and $w_{G_1}(a, \gamma(C))$ is the length of the tour segment of a in edge cluster C . Note that $\forall a \in A_1, \gamma(C) \in \mathcal{C}_1$, $w_{G_1}(a, \gamma(C)) \leq 2\ell(C) \leq \hat{\epsilon}D$. We define the weight $w_{G_1}(\gamma(C)) = 2\ell(\gamma(C))$, and for each $a \in A$, we define the capacity $q(a)$ to be the sum $\sum_{C: \gamma(C) \in N_{G_1}(a)} w_{G_1}(a, \gamma(C))$. Clearly, $w_{G_1}(\gamma(C)) \leq \sum_{a \in N_{G_1}(\gamma(C))} w_{G_1}(a, \gamma(C))$, since these tour segments collectively cover $\gamma(C)$. Therefore we can apply Lemma 3 to G_1 to achieve an assignment of subclusters in \mathcal{C}_1 to tours such that each subcluster is assigned to one tour and the capacity of each tour is exceeded by at most $\max_{\gamma(C) \in \mathcal{C}_1} w_{G_1}(\gamma(C)) \leq \hat{\epsilon}D$. For any tour $a \in A_1$, let T'_a be the corresponding subgraph visited by a , excluding any edge clusters C for which a is a C -ending tour. T'_a contains r and is connected. Since, for each tour a , $N_{G_1}(a)$ is a tour-independent set with respect to T'_a , this assignment forms a new feasible solution, SOL_1 .

At this point each edge cluster C has at most one C -ending tour. We now address C -collecting tours. For every edge cluster C , let $\gamma(L_C) \subseteq L_C$ denote the set of leaf edges of C that are covered by C -collecting tours. Let $\mathcal{L}_2 = \{\gamma(L_C) \mid C \in \mathcal{C}\}$, and let A_2 be the set of tours in SOL_1 that are C -collecting tours for at least one cluster $C \in \mathcal{C}$. We define a bipartite graph $G_2 = (A_2, \mathcal{L}_2, E_2)$ where there is an edge $(a, \gamma(L_C))$ if and only if tour a is a C -collecting tour, and $w_{G_2}(a, \gamma(L_C))$ is twice the length of the leaves in $\gamma(L_C)$ covered by a . Note that $\forall a \in A_2, C \in \mathcal{C}$, $w_{G_2}(a, \gamma(L_C)) \leq 2\ell(C) \leq \hat{\epsilon}D$. We define the weight $w_{G_2}(\gamma(L_C)) = 2\ell(\gamma(L_C))$, and for each $a \in A$, we define the capacity $q(a)$ to be the sum $\sum_{C: \gamma(L_C) \in N_{G_2}(a)} w_{G_2}(a, \gamma(L_C))$ of tour segments covering leaves in C -collecting tour segments of a . Clearly, $w_{G_2}(\gamma(L_C)) \leq \sum_{a \in N_{G_2}(\gamma(L_C))} w_{G_2}(a, \gamma(L_C))$, since these tour segments collectively cover $\gamma(L_C)$. Therefore we can apply Lemma 3 to G_2 to achieve an assignment of \mathcal{L}_2 leaf sets to tours such that each leaf set is assigned to a single tour and the capacity of each

tour is exceeded by at most $\max_{C \in \mathcal{C}} w_{G_2}(\gamma(L_C)) \leq \hat{\epsilon}D$. For any tour $a \in A_2$, let T_a'' be the corresponding subgraph visited by a , excluding all leaf sets in L_C . T_a'' contains r and is connected. Since, for each tour a , $N_{G_2}(a)$ is a tour-independent set with respect to T_a'' , this assignment forms a new feasible solution, SOL_2 . Note that if some C -collecting tour a' is not assigned $\gamma(L_C)$, it becomes a C -passing tour.

At this point every edge cluster C has at most one C -collecting tour and at most one C -ending tour. If C has simple coverage, we are done. Otherwise, let a_1 be the C -ending tour and a_2 be the C -collecting tour. Let $j < m$ be the largest index such that a_1 covers leaf $e_{C,j}$. Since j is the largest such index, then a_2 covers all leaves $e_{C,i}$ for $j < i < m$. If a_1 covers all leaves $e_{C,1}, e_{C,2}, \dots, e_{C,j}$, then C has split coverage, and we are done. Otherwise, both a_1 and a_2 contain the backbone edges $P'_C = \{p_{C,1}, \dots, p_{C,j}\}$ and a subset of the leaf edges $L'_C = \{e_{C,1}, \dots, e_{C,j}\}$. Using the same argument as above for C -collecting tours, we can assign the leaves L'_C to exactly one of these tours while adding at most $\max_{C \in \mathcal{C}} 2\ell(L'_C) \leq \hat{\epsilon}D$. If the leaves are assigned to a_1 , then C ends up having split coverage, and if the leaves are assigned to a_2 , then the remaining tour segment of a_1 along the backbone is redundant and can be removed, resulting in every edge cluster C having single coverage.

The resulting solution SOL_3 satisfies the lemma statement. \blacktriangleleft

Last, we ensure that any edge cluster with split coverage assigns a significant portion of clients to both the C -collecting and C -ending tours. This will then bound the number of clusters in which each tour is assigned clients.

► **Lemma 7.** *Requiring the length of every C -ending or C -collecting tour segment to be at least $\frac{\hat{\epsilon}^3}{2}D$ adds a stretch factor of at most $1 + \hat{\epsilon}$ to the makespan.*

Proof. Consider any edge cluster C with split coverage. Let a_0 be the C -ending tour, and let a_1 be the C -collecting tour. For $i = 0, 1$ let L_i be the length of a_i within C . Suppose that some L_i is less than $\frac{\hat{\epsilon}^3}{2}D$. Since $L_0 + L_1 \geq 2\ell(C) \geq 2\frac{\hat{\epsilon}^2}{2}D = \hat{\epsilon}^2D$, then $L_{1-i} \geq \hat{\epsilon}^2(1 - \frac{\hat{\epsilon}}{2})D$ and assigning a_{1-i} to cover the clients served by a_i increases the length of a_{1-i} within C by at most a factor of $1 + \hat{\epsilon}$. Reassigning these small tour segments within all edge clusters with split coverage increases the length of any given tour by at most a factor of $1 + \hat{\epsilon}$. \blacktriangleleft

After condensing small branches, and defining leaf clusters, small clusters, and edge clusters, we have shown that there exists a solution of makespan at most $(1 + \hat{\epsilon})(1 + 8\hat{\epsilon})D$ such that each leaf cluster is covered by a single tour that also covers up to two small clusters assigned to the leaf cluster, each edge cluster has simple coverage, and the tour segments that cover edge clusters with split coverage have length at least $\frac{\hat{\epsilon}^3}{2}D$. We refer to these requirements as *simple cluster structure* and formalize this result in the following lemma.

► **Lemma 8.** *There exists a solution of simple cluster structure with makespan $(1 + O(\hat{\epsilon}))D$ such that every tour covers clients in at most $O(1/\hat{\epsilon}^3)$ clusters.*

Proof. As stated above, there exists a solution with simple cluster structure and makespan at most $(1 + \hat{\epsilon})(1 + 8\hat{\epsilon})D$. Consider some such solution and a single tour a . Let X_1 be the set of leaf clusters that a covers. Since any such leaf cluster has length at least $\frac{\hat{\epsilon}}{4}D$ and is entirely covered by a , $|X_1|$ is $O(\frac{1}{\hat{\epsilon}})$. Let X_2 be the set of small clusters that a covers. Since a covers exactly those small clusters that are assigned to leaf clusters in X_1 , $|X_2| \leq 2|X_1|$ and is also $O(\frac{1}{\hat{\epsilon}})$, since each leaf cluster is assigned at most two small clusters. Last, let X_3 be the set of edge clusters C for which a is either a C -ending tour or a C -collecting tour. Since the length of tour a is at most $(1 + O(\hat{\epsilon}))D$, and each of t 's tour segments in X_3 has length at least $\frac{\hat{\epsilon}^3}{2}D$, $|X_3|$ is $O(\frac{1}{\hat{\epsilon}^3})$. \blacktriangleleft

4 Dynamic Program

In Section 3 we showed that there exists a near-optimal solution that has a simple cluster structure. In this section we present a dynamic programming (DP) algorithm that actually finds such a near-optimal solution. We define the *cluster tree* T^* to be the tree that results from contracting each cluster of T to a single vertex. That is, the cluster tree has a vertex for each leaf and edge cluster and each branching point of the backbone (See Figure 4c). We think of the small clusters as being spliced out of the tree and merged with the leaf clusters to which they are assigned.

The DP traverses T^* starting at the leaves and moving rootward while deciding on the tour structure within each cluster. At each vertex in this tree the algorithm stores a set of *configurations*. A configuration is a vector in $\{0, 1, 2, \dots, k\}^{2\hat{\epsilon}^{-4}}$. A configuration \vec{x} at a vertex v is interpreted as a set of tours *starting at r* in T that cover all clusters in the subtree of T^* rooted at v . For $i \in \{1, 2, \dots, 2\hat{\epsilon}^{-4}\}$, $\vec{x}[i]$ is the number of tours in the set that have *rounded length* $i\hat{\epsilon}^4 D$. That is, the actual tours that correspond to the $\vec{x}[i]$ tours represented in the vector each have length that may be less than $i\hat{\epsilon}^4 D$. The decision that all configurations include the depot simplifies the DP structure since we will only update the rounded length of a tour when it is a C -ending or C -collecting tour within a cluster and when the tour branches along the backbone.

The algorithm categorizes the vertices into three different cases and handles them separately. The *base cases* are the leaves of T^* . Let $v \in T^*$ be such a leaf, let L_v be the corresponding leaf cluster in T , and let u be the vertex at which L_v meets the backbone. When the algorithm determines the configuration for v it addresses covering both L_v as well as covering any small clusters C_1, \dots, C_h that are assigned to L_v . Let ℓ_{small} be the length of all of the *leaves* of these small clusters, namely $\ell_{small} = \ell(\bigcup_{1 \leq i \leq h} C_i \setminus \text{backbone})$. Let ℓ_0 be $2(\ell(L_v) + \ell_{small} + \ell(u, r))$ rounded up to the nearest $\hat{\epsilon}^4 D$, where $\ell(u, r)$ is the distance from u to r . The only configuration stored at v is \vec{x} such that $\vec{x}[\ell_0] = 1$ and $\vec{x}[j] = 0, \forall j \neq \ell_0$. All cluster lengths and distances to the depot can be precomputed in linear time, after which each base case can be computed in constant time.

The *grow cases* are the vertices in T^* that correspond to edge clusters in T . Let $v \in T^*$ be such a vertex, and let C_v be the corresponding edge cluster in T . Let u be the root-most vertex in C_v , and let $v' \in T^*$ be the lone child vertex of v . Note that v' may correspond to a branching backbone vertex, a leaf cluster or another edge cluster, but by construction, v has exactly one child. Since C_v has simple coverage, only at most two tours in any configuration at v are involved in covering the leaves of C_v : all other tours in the configuration are C_v -passing tours, and their representation in the configuration remains unchanged. The algorithm considers all possible rounded tour lengths ℓ_1 for a C_v -ending tour t_1 for the configuration (including not having such a tour) and for each such t_1 , the algorithm considers all possible (rounded) lengths ℓ_2 for an incoming C_v -collecting tour t_2 , *before* the remaining length from covering leaves in C_v is added to the tour. Given ℓ_1 and ℓ_2 , the algorithm can easily compute the resulting rounded length ℓ_3 of t_2 *after* covering its share of C_v leaves. For each configuration \vec{x}' for child vertex v' , the algorithm determines configuration \vec{x} for v such that $\vec{x}[\ell_1] = \vec{x}'[\ell_1] + 1$, $\vec{x}[\ell_2] = \vec{x}'[\ell_2] - 1$, $\vec{x}[\ell_3] = \vec{x}'[\ell_3] + 1$, and $\vec{x}[i] = \vec{x}'[i]$ otherwise. If the resulting \vec{x} is feasible, it is stored at v . Since there are at most $2\hat{\epsilon}^{-4}$ options for ℓ_1 and ℓ_2 and at most $k^{2\hat{\epsilon}^{-4}}$ configurations at v' , the runtime for each grow case is $k^{O(\hat{\epsilon}^{-4})}$.

Finally, the *merge cases* are the vertices in T^* that correspond to branching backbone vertices in T as well as the depot. Let $v \in T^*$ be such a vertex, and let u be the corresponding vertex in T . Let $v_1, v_2 \in T^*$ be the two children of v in T^* . Every tour t in a configuration at

v will either be a directly inherited tour t_i of rounded length ℓ_i from a configuration at v_i for $i \in \{1, 2\}$, or will be a *merging* of some tour t_1 from v_1 and some t_2 from v_2 with resulting length $\ell_1 + \ell_2 - 2\ell(u, r)$ rounded up to the nearest $\hat{\epsilon}^4 D$ (recall that t_1 and t_2 are tours from the depot so the subtracted amount addresses over-counting the path to the depot). For every possible (ℓ_1, ℓ_2) (including lengths of zero to account for tours inherited by children), the algorithm *guesses* the number of tours at v that resulted from merging a tour of length ℓ_1 from v_1 with a tour of length ℓ_2 from v_2 . Each of these possibilities corresponds to a configuration \vec{x}_i at v_i for $i \in \{1, 2\}$ and to a merged configuration \vec{x} at v . If \vec{x}_1 and \vec{x}_2 are valid configurations stored at v_1 and v_2 , respectively, then the algorithm stores \vec{x} at v . There are $k^{4\hat{\epsilon}^{-8}}$ such possibilities, so the runtime of each merge case is $k^{O(\hat{\epsilon}^{-8})}$.

► **Lemma 9.** *In the dynamic program described above, each tour incurs a rounding error of at most ϵD .*

Proof. By definition, each tour found in the dynamic program has simple cluster structure. By Lemma 8, each such tour covers clients in $O(1/\hat{\epsilon}^3)$ clusters and has accumulated $c_1 \hat{\epsilon} D$ error during the clustering steps, for some constant c_1 . Additionally, each tour only covers the backbone edges leading to a cluster in which it covers clients since otherwise these edges can be removed. Therefore, the number of backbone branching vertices that a tour branches at is also $O(1/\hat{\epsilon}^3)$. Note that the tour might pass other backbone branching vertices without the tour itself actually branching there. The dynamic program rounds tour lengths up to the nearest $\hat{\epsilon}^4 D$ exactly at the clusters in which the tour covers clients and at the backbone branching vertices at which the tour branches. Therefore each tour incurs an error of at most $\hat{\epsilon}^4 D$ at each of the $O(1/\hat{\epsilon}^3)$ times that the dynamic program rounds the tour, for a total rounding error of $c_2 \hat{\epsilon} D$ for some constant c_2 . The total increase in the makespan is $(c_1 + c_2) \hat{\epsilon} D$. Setting $\hat{\epsilon}$ to $\frac{\epsilon}{c_1 + c_2}$ completes the proof. ◀

After filling in the entire DP table, the solution is found at the root. If there exists a configuration at the root such that all of the rounded tour lengths are at most $(1 + \epsilon)D$, the algorithm returns this solution.

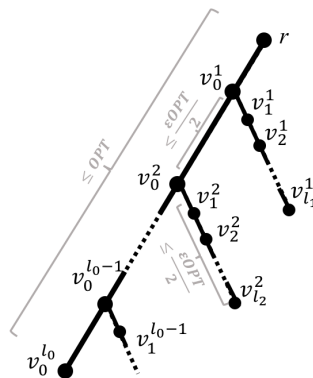
References

- 1 Lin Chen and Daniel Marx. Covering a tree with rooted subtrees—parameterized and approximation algorithms. In *Proceedings of the Twenty-Ninth Annual ACM-SIAM Symposium on Discrete Algorithms*, pages 2801–2820. SIAM, 2018.
- 2 Dorit S Hochbaum and David B Shmoys. Using dual approximation algorithms for scheduling problems theoretical and practical results. *Journal of the ACM (JACM)*, 34(1):144–162, 1987.
- 3 Hiroshi Nagamochi and Kohei Okada. Approximating the minmax rooted-tree cover in a tree. *Information Processing Letters*, 104(5):173–178, 2007.
- 4 Viswanath Nagarajan and R Ravi. Approximation algorithms for distance constrained vehicle routing problems. *Networks*, 59(2):209–214, 2012.
- 5 Sartaj K Sahni. Algorithms for scheduling independent tasks. *Journal of the ACM (JACM)*, 23(1):116–127, 1976.
- 6 Liang Xu, Zhou Xu, and Dongsheng Xu. Exact and approximation algorithms for the min-max k-traveling salesmen problem on a tree. *European Journal of Operational Research*, 227(2):284–292, 2013.

A Omitted Proofs

A.1 Proof of Lemma 2.

Proof. We describe an instance that neither admits such a set CR nor can be modified using *safe* graph modifications into an equivalent instance that admits such a set. Let $\epsilon \ll 1/c^*$ and let T be a tree with root r that consists of a *central* path $P_0 = r, v_0^1, v_0^2, \dots, v_0^{\ell_0}$ and *side* paths $P_i = v_0^i, v_1^i, \dots, v_{\ell_i}^i$ for $i \in \{1, 2, \dots, \ell_0 - 1\}$. Let P_0 have total length OPT and for all $i \in \{1, 2, \dots, \ell_0 - 1\}$, let P_i have total length at most $\frac{\epsilon}{2}OPT$ (see Figure 6). Finally, assume that no edge has length more than $\frac{\epsilon}{2}OPT$ (such an edge could otherwise be subdivided). In order to satisfy property ii, no vertex v_j^i for $j > 0$ and $1 \leq i \leq \ell_0 - 1$ can be in CR . In order to satisfy property iii, at most one vertex v_0^i along P_0 can be in CR . But no choice of i can satisfy both properties i and iv. ◀



■ **Figure 6** Counterexample to [1].