

On the Fundamental Limits of Coded Data Shuffling for Distributed Learning Systems

Adel Elmahdy, and Soheil Mohajer

Department of Electrical and Computer Engineering, University of Minnesota, Minneapolis, MN, USA

Email: adel@umn.edu, soheil@umn.edu

Abstract

We consider the data shuffling problem in a distributed learning system, in which a master node is connected to a set of worker nodes, via a shared link, in order to communicate a set of files to the worker nodes. The master node has access to a database of files. In every shuffling iteration, each worker node processes a new subset of files, and has excess storage to partially cache the remaining files, assuming the cached files are uncoded. The caches of the worker nodes are updated every iteration, and it should be designed to satisfy any possible unknown permutation of the files in subsequent iterations. For this problem, we characterize the exact rate-memory trade-off for worst-case shuffling by deriving the minimum communication load for a given storage capacity per worker node. As a byproduct, the exact rate-memory trade-off for any shuffling is characterized when the number of files is equal to the number of worker nodes. We propose a novel deterministic coded shuffling scheme, which improves the state of the art, by exploiting the cache memories to create coded functions that can be decoded by several worker nodes. Then, we prove the optimality of our proposed scheme by deriving a matching lower bound and showing that the placement phase of the proposed coded shuffling scheme is optimal over all shuffles.

I. INTRODUCTION

With the emergence of big data analytics, distributed computing systems have attracted enormous attention in recent years. The computational paradigm in the era of big data has shifted towards distributed systems, as an alternative to expensive supercomputers. Distributed Computing systems are networks that consist of a massive number of commodity computational nodes connected through fast communication links. Examples of distributed computing applications span distributed machine learning, massively multilayer online games (MMOGs), wireless sensor networks, real-time process control, etc. Prevalent distributed computing frameworks, such as Apache Spark [2], and computational primitives, such as MapReduce [3], Dryad [4], and CIEL [5], are key enablers to process substantially large data-sets (in the order of terabytes), and execute production-scale data-intensive tasks.

Data Shuffling is one of the core components in distributed learning algorithms. Broadly speaking, the data shuffling stage is introduced to prepare data partitions with desirable properties for parallel processing in future stages. A prototypical iterative data processing procedure is outlined as follows: (i) randomly shuffle the training

data-set, (ii) equally partition the data-set into non-overlapping batches, and assign each batch to a local worker¹, (iii) each local worker performs a local computational task to train a learning model, (iv) reshuffle the training data-set to provide each worker with a new batch of data points at each learning model and continue the model training. Data shuffling is known to enhance the learning model quality and lead to significant statistical gains in ubiquitous applications for machine learning and optimization. One prominent example is stochastic gradient descend (SGD) [6]–[12]. Recht and Ré [6] conjectured a non-commutative arithmetic-geometric mean inequality, and showed that the expected convergence rate of the random shuffling version of SGD is faster than that of the usual with-replacement version provided the inequality holds². It was empirically demonstrated that shuffling the data before running SGD results in superior convergence performance [7]–[11]. Recently, Meng et al. [12] have proposed an extensive analysis on the desirable convergence properties of distributed SGD with random shuffling, in both convex and non-convex cases. In practice, however, the benefits of data shuffling come at a price. In every shuffling iteration, the entire data-set is communicated over the network of workers. Consequently, this leads to performance bottlenecks due to the communication overhead.

Caching of popular content during off-peak hours is a prominent technique that reduces the network congestion and enhances throughput and latency in content delivery networks. This can be achieved through prefetching popular contents into end user memories distributed across the network. The caching problem comprises two phases; (i) placement phase, (ii) delivery phase. The placement phase takes place when the network is not congested and the system is not aware of the future demands of the users, but the statistics of users' demands are known. In this phase, the cache of each user prefetches data from the server subject to the size of the cache memories. On the other hand, the delivery phase takes place when the actual demands of the users are revealed, and hence, the network is congested. In this phase, the server transmits the requested files subject to the rate required to serve the users' demands. In a seminal work by Maddah-Ali and Niesen [13], the first information-theoretic formulation was introduced for the basic caching problem where a central server, with a database of files, is connected to a set of users via a shared bottleneck link. The authors proposed a novel coded caching scheme that exploits not only the local caches at each individual user (i.e., the local cache size), but also the aggregate memory of all users (i.e., the global cache size), even if there is no cooperation among the users. Recently, the exact rate-memory trade-off for the basic caching problem, where the prefetching is uncoded, has been characterized in [14] for both centralized and decentralized settings under uniform file popularity.

The idea of incorporating coding theory into the context of distributed machine learning has been introduced in a recent work by [15]. The authors posed an intriguing question as to how to use coding techniques to ensure robust speedups in distributed computing. To address this question, the work flow of distributed computation is abstracted into three main phases; a storage phase, a communication phase, and a computation phase. Coding theory is utilized to alleviate the bottlenecks in the computation and communication phases of distributed learning algorithms. More

¹One may consider storing the entire training data-set in a massive shared storage system and let the workers directly access the new batches every learning epoch. Although this setting eliminates the communication overhead of the shuffling mechanism, it suffers from network and disk I/O bottlenecks, and hence, this approach is notoriously sluggish and cost-inefficient as well [16].

²It is a long-standing problem in the theory of SGD to prove this statement, and the correctness of the full conjecture is still an open problem.

specifically, the authors proposed novel algorithms for coded computation to speed up the performance of linear operations, and coded data shuffling to overcome the significant communication bottlenecks between the master node and worker nodes during data shuffling.

A. Related Prior Works

The data shuffling problem has been extensively studied from various perspectives under different frameworks. In what follows, we survey the literature and present the progress and the current status of the problem.

1) *Data Shuffling in Master-Worker Distributed Computing Framework*: In the master-worker distributed setup, the master node has access to the entire data-set that is randomly permuted and partitioned into batches at every iteration of the distributed algorithm. The data shuffling phase aims at communicating these batches to the worker nodes in order to locally perform their distributed tasks in parallel. Then, the master node aggregates the local results of the worker nodes to complete the computation and give the final result. Inspired by the coded caching introduced by Maddah-Ali et al. [13], Lee et al. [15] proposed the first coded shuffling algorithm, based on random storage placement, that leverages the excess storage of the local caches of the worker nodes to slash the communication bottlenecks. The coded shuffling algorithm consists of three main strategies: a coded transmission strategy designed by the master node, and decoding and cache updating strategies executed by the worker nodes. It is demonstrated, through extensive numerical experiments, the significant improvement in the achievable rate and the average transmission time of the coded shuffling framework, compared to no shuffling and uncoded shuffling frameworks. The theoretical guarantees of [15] hold only when the number of data points approaches infinity, and the broadcast channel between the master node and worker nodes is perfect. In pursuance of a practical shuffling algorithm, Chung et al. [16] have recently proposed a novel coded shuffling algorithm, coined ‘‘UberShuffle’’, to enhance the practical efficacy of the shuffling algorithm of [15]. However, it is not evident how far these coded shuffling algorithms are from the fundamental limits of communication rate. Attia and Tandon [17]–[19] investigated the data shuffling problem in a distributed computing system, consisting of a master node that communicates data points to worker nodes with limited storage capacity. An information-theoretic formulation of the data shuffling problem was proposed for data delivery and storage update phases. Furthermore, the worst-case communication rate is defined to be the maximum communication load from the master node to the worker nodes over all possible consecutive data shuffles for any achievable scheme characterized by the encoding, decoding, and cache update functions. Accordingly, the authors characterized the optimal trade-off between the storage capacity per worker node and the worst-case communication rate for certain cases of the number of files N , the number of worker nodes K , and the available storage per worker node S . More specifically, The rate was characterized when the number of worker nodes is limited to $K \in \{2, 3\}$ in [17]. Furthermore, the special case of *no-excess storage* (arbitrary N and K , but $S = N/K$) was addressed in [18]. However, the proposed schemes in these works do not generalize for arbitrary parameters. Recently, the authors have proposed ‘‘aligned coded shuffling scheme’’ [19] that is optimal for $K < 5$, and suboptimal for $K \geq 5$ with maximum multiplicative gap of $(K - \frac{1}{3})/(K - 1)$ from the lower bound on the rate for the worst-case communication scenario. On the other hand, following the same master-worker framework, Song et al. [20] considered the data shuffling problem from the perspective of index

coding [21], where the new data assigned by the master node at every iteration constitute the messages requested by the worker nodes, and the data cached at the worker nodes form the side information. Motivated by the NP-hardness of the index coding problem [21], the authors proposed a pliable version of the index coding problem to enhance the communication efficiency for distributed data shuffling. It is assumed that the worker nodes are pliable in such a way that they are only required to obtain new messages, that are randomly selected from original set of messages, at every iteration. This degree of freedom enables the realization of semi-random data shuffling that yields more efficient coding and transmission schemes, as opposed to fully random data shuffling.

2) *Data Shuffling in MapReduce Distributed Computing Framework*: MapReduce [3] is a programming paradigm that allows for parallel processing of massive data-sets across large clusters of computational nodes. More concretely, the overall computation is decomposed into computing a set of “Map” and “Reduce” functions in a distributed and parallel fashion. Typically, a MapReduce job splits the input data-set into blocks, each of which is locally processed by a computing node that maps the input block into a set of intermediate key/value pairs. Next, the intermediate pairs are transferred to a set of processors that reduce the set of intermediate values by merging those with the same intermediate key. The process of inter-server communication between the mappers and reducers is referred to as *data shuffling*. Li et al. [22] introduced a variant implementation of MapReduce, named “Coded MapReduce” that exploits coding to considerably reduce the communication load of the data shuffling phase. The key idea is to create coded multicast opportunities in the shuffling phase through an assignment strategy of repetitive mappings of the same input data block across different servers. The fundamental trade-off between computation load and communication cost in Coded MapReduce is characterized in [23]. A unified coding framework for distributed computing in the presence of straggling servers was proposed in [24], where the trade-off between the computation latency and communication load is formalized for linear computation tasks.

We would like to highlight the subtle distinction between the coded caching problem and the coded shuffling problem. Both problems share the property that the prefetching scheme is designed to minimize the communication load for any possible unknown demand (or permutation) of the data. However, the coded shuffling algorithm is run over a number of iterations to store the data batches and compute some task across all worker nodes. In addition to that, the permutations of the data in subsequent iterations are not revealed in advance. Therefore, the caches of the worker nodes should be adequately updated after every iteration to maintain the structure of the data placement, guarantee the coded transmission opportunity, and achieve the minimum communication load for any undisclosed permutation of the data. Another subtle distinction that we would like to emphasize is the difference between the concept of data shuffling in the master-worker setup and that in the MapReduce setup. In the master-worker setup, a master node randomly shuffles data points among the computational worker nodes for a number of iterations to enhance the statistical efficiency of distributed computing systems. A coded data shuffling algorithm enables coded transmission of batches of the data-set through exploiting the excess storage at the worker nodes. On the other hand, in the MapReduce setup, the whole data-set is divided among the computational nodes, and a data placement strategy is designed in order to create coding opportunities that can be utilized by the shuffling scheme to transfer locally computed results from the mappers to the reducers. In other words, coded MapReduce enables coded transmission of blocks of the data processed by the mappers in the shuffling phase through introducing

redundancy in the computation of the Map stage.

B. Our Contribution

In this paper, we consider a data shuffling problem in a master-worker distributed computing system, in which we have a master node and K worker nodes. The master node has access to the entire data-set of N files. Each worker node has a limited cache memory that can store up to S files. In each iteration of the distributed algorithm, the master node randomly shuffles the data points among the worker nodes. We summarize the main results of the paper as follows.

- We first study the data shuffling problem when $N = K$. We propose a novel coded shuffling algorithm, which comprises the following phases: (i) file partitioning and labeling, (ii) subfile placement, (iii) encoding, (iv) decoding, (v) cache updating and subfile relabeling. We show how cache memories are leveraged in order to create coded functions that can be decoded by several worker nodes that process different files at every iteration of the distributed algorithm. The proposed scheme is generalized for arbitrary K and S .
- Next, we derive a matching information-theoretic lower bound on the communication load for the data shuffling problem when $N = K$, and we prove that among all possible placement and delivery strategies, our proposed coded shuffling scheme is universally optimal over all shuffling scenarios, and achieves the minimum communication load. Therefore, the optimal rate-memory trade-off when $N = K$ is characterized for any shuffling.
- Finally, we extend the results obtained for the canonical setting of $N = K$ to investigate the general setting of the data shuffling problem when $N \geq K$ for the worst-case shuffling. Inspired by the concept of perfect matching in bipartite graphs, we develop a coded shuffling scheme by decomposing the file transition graph into N/K subgraphs, each of which reduces to a canonical data shuffling problem with K files, K worker nodes, and storage capacity per worker node $S/(N/K)$. Hence, we can apply our coded shuffling scheme for $N = K$ to each sub-problem and obtain a delivery scheme for the original shuffling problem, which is generalized for any N , K and S . Furthermore, we derive a matching information-theoretic converse on the communication load for the data shuffling problem when $N \geq K$, and demonstrate that there exist shuffling scenarios whose minimum delivery rates are equal to the delivery rate achieved by the proposed coded shuffling scheme. As a result, the optimal rate-memory trade-off is exactly characterized when $N \geq K$ for the worst-case shuffling.

C. Paper Organization

The remainder of the paper is organized as follows. We first present the formal definition of data shuffling problem as well as the main results of this work in Section II. The cache placement scheme is proposed in Section III. For the canonical setting of the shuffling problem, i.e. when $N = K$, two achievable coded shuffling schemes, along with illustrative examples, are delineated in Section IV. Then, the optimality proof for our proposed delivery scheme is presented in Section V. Next, for the general and practical setting of the shuffling problem, i.e. when $N \geq K$, is studied in Section VI, where an achievable delivery scheme, an illustrative example, and the optimality of proposed

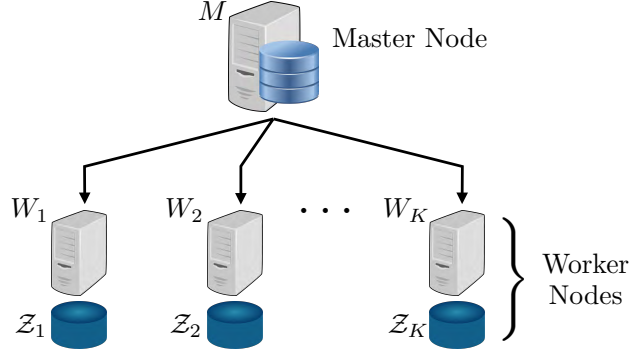


Fig. 1. Data shuffling in a distributed computing system.

delivery scheme for the worst-case shuffling are presented. Finally, the paper is concluded and directions for future research are discussed in Section VII.

II. PROBLEM FORMULATION AND MAIN RESULTS

A. Formulation of Data Shuffling Problem

For an integer K , let $[K]$ denote the set of integers $\{1, 2, \dots, K\}$. Fig. 1 depicts a distributed computing system with a master node, denoted by M , and a set of K worker nodes, denoted by $\mathcal{W} = \{W_i : i \in [K]\}$. The master node is assumed to have access to a data-set, including N files, denoted by $\mathcal{F} = \{F^j : j \in [N]\}$, where the size of each file is normalized to 1 unit. In practice, the number of files is remarkably larger than the number of worker nodes, and hence we study the data shuffling problem under the practical assumption of $N \geq K$. At each iteration, each worker node should perform a local computational task on a subset of N/K files³. The assignment of files to worker nodes is done by the master node, either randomly or according to some predefined mechanism. Each worker node W_i has a cache \mathcal{Z}_i that can store up to S files, including those N/K under-processing files. This imposes the constraint $S \geq N/K$ on the size of the cache at each worker node. Once the computation at the worker nodes is done, the result is sent back to the master node. A new batch of N/K files will be assigned to each worker node for iteration $t + 1$, and the cache contents of the worker nodes should be accordingly modified. The communication of files from the master node to the worker nodes occurs over a shared link, i.e., any information sent by the master node will be received by all of the worker nodes.

For a given iteration t , we denote by $u(i)$ the set of indices of the files to be processed by W_i , and by \mathcal{P}^i the portion of the cache of W_i dedicated to the *under-processing* files: $\mathcal{P}^i = \{F^j : j \in u(i)\}$. The subsets $\{u(i) : i \in [K]\}$ provide a partitioning for the set of file indices, i.e., $u(i) \cap u(j) = \emptyset$ for $i \neq j$, and $\bigcup_{i=1}^K u(i) = [N]$. Similarly, $d(i)$ denotes the subset of indices of N/K files to be processed by W_i at iteration $t + 1$, where $\{d(i) : i \in [K]\}$ also forms a partitioning for $[N]$. When $S > N/K$, each worker node has an excess storage to cache (parts of) the other files in \mathcal{F} , in addition to the N/K files in \mathcal{P}^i . We denote by $\mathcal{E}_i = \mathcal{Z}_i \setminus \mathcal{P}^i$ the contents of the remaining space

³Unless otherwise stated, we assume that N/K and $S/(N/K)$ are integers.



Fig. 2. The file transition graphs for two instances of a data shuffling system with $K = 6$ worker nodes and $N = 6$ files. Assume $u(i) = i$ for $i \in \{1, 2, \dots, 6\}$, and consider two different assignment functions; $d_1(\cdot)$ and $d_2(\cdot)$. The shown graphs are isomorphic. (a) $d_1(1) = 2, d_1(2) = 3, d_1(3) = 1, d_1(4) = 4, d_1(5) = 6$ and $d_1(6) = 5$. (b) $d_2(1) = 1, d_2(2) = 6, d_2(3) = 5, d_2(4) = 2, d_2(5) = 3$ and $d_2(6) = 4$.

of the cache of W_i , which is called the *excess* storage. Therefore, $\mathcal{Z}_i = \mathcal{P}^i \cup \mathcal{E}_i$. Let $\mathcal{P}^i(t)$, $\mathcal{E}_i(t)$ and $\mathcal{Z}_i(t)$ denote the contents of \mathcal{P}^i , \mathcal{E}_i and \mathcal{Z}_i at iteration t . For the sake of brevity, we may drop the iteration index t whenever it is clear from the context.

Filling the excess part of the cache of worker nodes is performed *independent* of the new assigned subsets $\{d(i) : i \in [K]\}$. Between iterations t and $t + 1$, the master node should compute and broadcast a message (a function of all files in \mathcal{F}), such that each worker node W_i can retrieve all files in $d(i)$ from its cached data \mathcal{Z}_i and the broadcast message \mathcal{X} . The communication load $R = R(K, N, S)$ is defined as the size of the broadcast message \mathcal{X} for the parameters introduced above. We interchangeably refer to R as *delivery rate* and *communication load* of the underlying data-shuffling system. The goal is to develop a cache placement strategy and design a broadcast message \mathcal{X} to minimize R for any $\{d(i) : i \in [K]\}$. For $S \geq N$, we have $R = 0$ since each worker node can store all the files in its cache and no communication is needed between the master node and worker nodes for any shuffling. Thus, we can focus on the regime of $N/K \leq S \leq N$. We define $\hat{S} = S/(N/K)$ to be the cache size normalized by the size of data to be processed by each worker node. Accordingly, we have $1 \leq \hat{S} \leq K$.

File Transition Graph

A file transition graph is defined as a directed graph $\mathcal{G}(V, E)$, where V , with $|V| = K$, denotes the set of vertices each corresponding to a worker node, and E with $|E| = N$ is the set of directed edges, each associated to one file (see Fig. 4(a)). An edge $e_j = (i, \ell) \in E$ with $j \in [N]$ and $i, \ell \in [K]$ indicates that $j \in u(i) \cap d(\ell)$, i.e., file F^j is being processed by worker node W_i at iteration t , and assigned to worker node W_ℓ to be processed at iteration $t + 1$. Note that in general $\mathcal{G}(V, E)$ is a multigraph, since there might be multiple files in $u(i) \cap d(\ell)$, and we include one edge from W_i to W_ℓ for each of such files.

Without loss of generality, let us assume a fixed assignment function $u(\cdot)$ at iteration t , for example, $u(i) = \{(i - 1)N/K + \ell : \ell \in \{1, 2, \dots, N/K\}\}$ for $i \in [K]$, otherwise we can relabel the files. Hence, the problem and its file transition graph are fully determined by the assignment function $d(\cdot)$ at iteration $t + 1$. Let $\mathcal{D}_{\mathcal{G}}$ be the set of assignment functions $d(\cdot)$ whose corresponding file transition graphs are *isomorphic* to \mathcal{G} . Fig. 2 captures two instances of a shuffling problem with isomorphic file transition graphs. For a given graph $\mathcal{G}(V, E)$, we define the average delivery rate over all assignment function in $\mathcal{D}_{\mathcal{G}}$ as

$$R(\mathcal{G}) = \frac{1}{|\mathcal{D}_{\mathcal{G}}|} \sum_{d \in \mathcal{D}_{\mathcal{G}}} R(N, K, S; d).$$

Our ultimate goal in this paper is to characterize $R(\mathcal{G})$ for given parameter (N, K, S) and for all feasible file transition graphs \mathcal{G} .

B. Main Results

First, we present our main results to characterize the exact rate-memory trade-off for the canonical setting of data shuffling problem, when $N = K$, for any shuffling. Since $N = K$, then $\widehat{S} = S$, each worker node processes one file at each iteration. Without loss of generality, we assume that W_i processes file F^i at every iteration, i.e., $u(i) = i$, for $i \in [K]$, otherwise we can relabel the files. The following theorems summarize our main results.

Theorem 1. *For a data shuffling problem with a master node, K worker nodes, each with a cache of size S files with $S \in \{1, 2, \dots, N\}$, the communication load $R = R(N = K, K, S)$ required to shuffle $N = K$ files among the worker nodes for any file transition graph is upper bounded by⁴*

$$R \leq \frac{\binom{K-1}{S}}{\binom{K-1}{S-1}}. \quad (1)$$

For non-integer values of S , where $1 \leq S \leq N$, the lower convex envelope of the N corner points, characterized by (1), is achievable by memory-sharing.

An achievability argument consists of a cache placement strategy and a delivery scheme. We propose a cache placement in Section III which will be used for all achievable schemes discussed in this paper. The delivery scheme, along with the memory-sharing argument for non-integer values of S , is presented in Section IV-A. Illustrative examples are then given in Section IV-B.

The next theorem provides an achievable delivery rate (depending on the file transition graph) by an opportunistic coding scheme. We will show later that the underlying file transition graph of any data shuffling problem, $\mathcal{G}(V, E)$, comprises a number of directed cycles. We denote the number of cycles in the file transition graph by γ , with denote the cycle lengths by $(\ell_1, \ell_2, \dots, \ell_\gamma)$ where $\sum_{i=1}^{\gamma} \ell_i = K$.

Theorem 2. *For a data shuffling system with a master node and K worker nodes, each with a cache of size S files, for $S \in \{1, 2, \dots, N\}$, the shuffling of $N = K$ files among the worker nodes for a given file transition graph that comprises γ cycles can be performed by broadcasting a message of size R , where*

$$R \leq \frac{\binom{K-1}{S} - \binom{\gamma-1}{S}}{\binom{K-1}{S-1}}. \quad (2)$$

For non-integer values of S , where $1 \leq S \leq N$, the lower convex envelope of the N corner points, characterized by (2), is achievable by memory-sharing.

The proposed delivery scheme and achievability proof for Theorem 2 are presented in Section IV-C. The memory-sharing argument for non-integer values of S follows a similar reasoning as the one in Theorem 1. We provide an illustrative example in Section IV-D.

⁴Note that $\binom{n}{k} = 0$ when $n < k$.

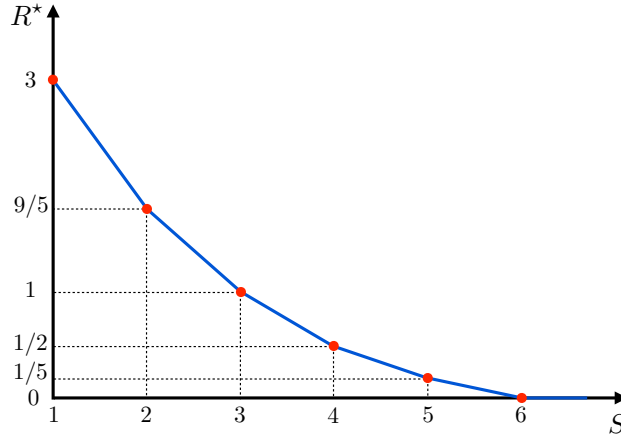


Fig. 3. The optimum trade-off curve between the delivery rate R^* and the storage capacity per worker node S , when $N = K = 6$ and $\gamma = 3$.

Theorem 3. For the data shuffling system introduced in Theorem 2, the communication load R required to shuffle $N = K$ files among the worker nodes for a given assignment with a file transition graph that comprises γ cycles is lower bounded by

$$R \geq \frac{\binom{K-1}{S} - \binom{\gamma-1}{S}}{\binom{K-1}{S-1}}, \quad (3)$$

The proof of optimality (converse) is presented in Section V, where we also provide an illustrative example to describe the proof technique.

Corollary 1. Theorems 2 and 3 prove the optimality of the proposed coded shuffling scheme for an arbitrary number of worker nodes K , storage capacity per worker node S , and file transition graph with γ cycles, when $N = K$. Therefore, the optimal delivery rate R^* is characterized as

$$R^*(N = K, K, S) = \frac{\binom{K-1}{S} - \binom{\gamma-1}{S}}{\binom{K-1}{S-1}}, \quad S \in \{1, 2, \dots, N\}. \quad (4)$$

For non-integer values of S , where $1 \leq S \leq N$, the optimal delivery rate R^* is equal to the lower convex envelope of the N corner points given in (4). Furthermore, when $\gamma - 1 < S$, the achievable delivery rate of Theorem 2 is equal to that of Theorem 1, and takes its maximum. This characterizes the optimal worst-case delivery rate $R_{\text{worst-case}}^*$ which is given by

$$R_{\text{worst-case}}^* = \frac{\binom{K-1}{S}}{\binom{K-1}{S-1}}.$$

This indicates that the upper bound of Theorem 1 is the best universal (assignment independent) bound that holds for all instances of the data shuffling problem.

Fig. 3 captures the optimum trade-off curve between $R^*(K, K, S)$ as a function of S for $N = K = 6$ and a file transition graph with $\gamma = 3$ cycles.

Next, based on the results obtained for the canonical setting of data shuffling problem when $N = K$, we present our main results in Theorem 4 to characterize an upper bound on the rate-memory trade-off for the general setting

of data shuffling problem when $N \geq K$. This upper bound turns out to be optimum for the worst-case shuffling, as stated in Theorem 5.

Theorem 4. *For a data shuffling system that processes N files, and consists of a master node and K worker nodes, each with a normalized storage capacity of $\widehat{S} = S/(N/K)$ files, the achievable delivery rate $R = R(N, K, S)$ required to shuffle N files among the worker nodes for any file transition graph is upper bounded by*

$$R \leq \frac{N}{K} \frac{\binom{K-1}{\widehat{S}}}{\binom{K-1}{\widehat{S}-1}}, \quad \widehat{S} \in \{1, 2, \dots, K\}. \quad (5)$$

For non-integer values of \widehat{S} , where $1 \leq \widehat{S} \leq K$, the lower convex envelope of the N corner points, characterized by (5) is achievable by memory-sharing.

The delivery scheme and achievability proof are presented in Section VI-A. The memory-sharing argument for non-integer values of \widehat{S} follows a similar reasoning as the one in Theorem 1. We also present an illustrative example in Section VI-C.

Theorem 5. *For the data shuffling system introduced in Theorem 4, the communication load $R_{\text{worst-case}}$ required to shuffle N files among the worker nodes according to the worst-case shuffling is given by*

$$R_{\text{worst-case}} = \frac{N}{K} \frac{\binom{K-1}{\widehat{S}}}{\binom{K-1}{\widehat{S}-1}}. \quad (6)$$

The proof of Theorem 5 is presented in Section VI-D.

III. CACHE PLACEMENT

In this section we introduce our proposed cache placement, in which the contents of each worker node's cache at iteration t are known. Note that the cache placement does not depend on the files to be processed by the worker nodes at iteration $t + 1$, i.e., it does not depend on $d(i)$.

A. File Partitioning and Labeling

Throughout this work, we assume that N/K and $S/(N/K)$ are integer numbers, unless it is specified otherwise. Let $\widehat{S} = S/(N/K)$. Let F^j be a file being processed by worker node W_i at iteration t , i.e., $j \in u(i)$. We partition F^j into $\binom{K-1}{\widehat{S}-1}$ equal-size subfiles, and label the subfiles with a subscript as

$$F^j = \{F_\Gamma^j : \Gamma \subseteq [K] \setminus \{i\}, |\Gamma| = \widehat{S} - 1\}, \quad \forall i \in [K], j \in [N], j \in u(i). \quad (7)$$

Since the size of each file is normalized to 1, the size of each subfile will be $1/\binom{K-1}{\widehat{S}-1}$. For the sake of completeness, we also define dummy subfiles $F_\Gamma^j = 0$ (with size 0) for every $\Gamma \subseteq [K]$ with $j \in \Gamma$ or $|\Gamma| \neq \widehat{S} - 1$.

B. Subfile Placement

The cache \mathcal{Z}_i of W_i consists of two parts: (i) the *under-processing* part \mathcal{P}^i , in which *all subfiles* of files to be processed at iteration t are stored; (ii) the *excess* storage part \mathcal{E}_i , which is equally distributed among all other files.

We denote by \mathcal{E}_i^ℓ the portion of \mathcal{E}_i dedicated to the file F^ℓ , in which all subfiles F_Γ^ℓ with $i \in \Gamma$ are cached. Hence, we have

$$\mathcal{Z}_i = \mathcal{P}^i \cup \mathcal{E}_i = \mathcal{P}^i \cup \left(\bigcup_{\ell \in [N] \setminus u(i)} \mathcal{E}_i^\ell \right), \quad \forall i \in [K], \quad (8)$$

where

$$\mathcal{P}^i = \left\{ F_\Gamma^j : j \in u(i), \Gamma \subseteq [K] \setminus \{i\}, |\Gamma| = \widehat{S} - 1 \right\}, \quad (9)$$

$$\mathcal{E}_i^\ell = \left\{ F_\Gamma^\ell : \ell \notin u(i), i \in \Gamma \subseteq [K], |\Gamma| = \widehat{S} - 1 \right\}. \quad (10)$$

For any worker node W_i , there are N/K complete files in \mathcal{P}^i . Moreover, for each of the remaining $N - N/K$ files, there are $\binom{K-2}{\widehat{S}-2}$ subfiles, out of a total $\binom{K-1}{\widehat{S}-1}$ subfiles, that are cached in the excess storage part. Thus, we have

$$|\mathcal{Z}_i| = |\mathcal{P}^i| + \sum_{\ell \in [N] \setminus u(i)} |\mathcal{E}_i^\ell| = \frac{N}{K} + \left(N - \frac{N}{K} \right) \frac{\binom{K-2}{\widehat{S}-2}}{\binom{K-1}{\widehat{S}-1}} = S,$$

which satisfies the memory constraints.

Recall that the worker node W_i should be able to recover files $\{F^\ell : \ell \in d(i)\}$ from its cache \mathcal{Z}_i and the broadcast message \mathcal{X} . Communicating files in $d(i)$ from the master node to a worker node W_i can be limited to sending only the desired subfiles that do not exist in the cache of W_i . For a worker node $i \in [K]$, let \mathcal{Q}_i denote the set of subfiles to be processed by W_i at iteration $t + 1$, which are not available in its cache \mathcal{Z}_i at iteration t , that is,

$$\mathcal{Q}_i = \left\{ F_\Gamma^\ell : \ell \in d(i), \ell \notin u(i), i \notin \Gamma, \Gamma \subseteq [K], |\Gamma| = \widehat{S} - 1 \right\}. \quad (11)$$

It is evident that each worker node needs to decode at most $\binom{K-1}{\widehat{S}-1} - \binom{K-2}{\widehat{S}-2} = \binom{K-2}{\widehat{S}-1}$ subfiles for each of the N/K files in $d(i)$, in order to process them at iteration $t + 1$.

The proposed file partitioning and cache placement are described in Algorithm 1 and Algorithm 2, respectively.

Algorithm 1 partitionFiles

- 1: **Input:** $N, K, S, \{F^j : j \in [N]\}$
 - 2: **Output:** $\left\{ F_\Gamma^j : j \in [N], i \in [K], j \in u(i), \Gamma \subseteq [K] \setminus \{i\}, |\Gamma| = S/(N/K) - 1 \right\}$
 - 3: $\widehat{S} \leftarrow S/(N/K)$
 - 4: **for** $i \leftarrow 1$ **to** K **do**
 - 5: **for all** $j \in u(i)$ **do**
 - 6: Worker node W_i partitions F^j into $\binom{K-1}{\widehat{S}-1}$ subfiles of equal sizes: $\left\{ F_\Gamma^j : \Gamma \subseteq [K] \setminus \{i\}, |\Gamma| = \widehat{S} - 1 \right\}$
 - 7: **end for**
 - 8: **end for**
-

Algorithm 2 placeSubfiles

```

1: Input:  $N, K, S, t, \left\{ F_{\Gamma}^j : j \in [N], i \in [K], j \in u(i), \Gamma \subseteq [K] \setminus \{i\}, |\Gamma| = S/(N/K) - 1 \right\}$ 
2: Output:  $\{\mathcal{Z}_i(t) : i \in [K]\}$ 
3:  $\widehat{S} \leftarrow S/(N/K)$ 
4: for  $i \leftarrow 1$  to  $K$  do
5:    $\mathcal{P}^i(t) \leftarrow \left\{ F_{\Gamma}^j : j \in u(i), \Gamma \subseteq [K] \setminus \{i\}, |\Gamma| = \widehat{S} - 1 \right\}$  ▷ i.e.,  $\mathcal{P}^i(t) \leftarrow \{F^j : j \in u(i)\}$ 
6:   for all  $\ell \in [N] \setminus u(i)$  do
7:      $\mathcal{E}_i^{\ell} \leftarrow \left\{ F_{\Gamma}^{\ell} : i \in \Gamma \subseteq [K], |\Gamma| = \widehat{S} - 1 \right\}$ 
8:   end for
9:    $\mathcal{E}_i(t) \leftarrow \bigcup_{\ell \in [N] \setminus u(i)} \mathcal{E}_i^{\ell}$ 
10:   $\mathcal{Z}_i(t) \leftarrow \mathcal{P}^i(t) \cup \mathcal{E}_i(t)$ 
11: end for

```

IV. CODED SHUFFLING FOR THE CANONICAL SETTING ($N = K$)

We describe two delivery strategies in this section. The first delivery scheme is universal, in the sense that it does not exploit the properties of the underlying file transition graph. By analyzing this scheme in Section IV-A, we show that the delivery rate in Theorem 1 is achievable. Two illustrative examples are presented in Section IV-B to better describe the coding and decoding strategies. We then demonstrate that the size of the broadcast message can be reduced by exploiting the cycles in the file transition graph. A graph-based delivery strategy is proposed in Section IV-C. This new scheme can achieve the reduced delivery rate proposed in Theorem 2. Finally, we conclude this section by presenting an illustrative example for the graph-based delivery scheme in Section IV-D.

A. A Universal Delivery Scheme for Any Shuffling: Proof of Theorem 1

Recall that for $N = K$ we have $\widehat{S} = S/(N/K) = S$. In order to prove Theorem 1, we propose a coded shuffling scheme to show that a delivery rate of $R = \binom{K-1}{S} / \binom{K-1}{S-1}$ is achievable for the canonical setting ($N = K$) for any integer $1 \leq S \leq N$. We assume, without loss of generality, that W_i processes file F^i at iteration t , i.e., $u(i) = i$ for $i \in [K]$, otherwise we can relabel the files.

Encoding

Given all cache contents $\{\mathcal{Z}_i : i \in [K]\}$, characterized by (8), and $\{d(i) : i \in [K]\}$, the broadcast message \mathcal{X} sent from the master node to the worker nodes is obtained by the concatenation of a number of sub-messages X_{Δ} , each specified for a group of worker nodes Δ , that is,

$$\mathcal{X} = \{X_{\Delta} : \Delta \subseteq [K-1], |\Delta| = S\}, \quad (12)$$

where

$$X_{\Delta} \triangleq \bigoplus_{i \in \Delta} \left(F_{\Delta \setminus \{i\}}^i \oplus F_{\Delta \setminus \{d(i)\}}^{d(i)} \oplus \bigoplus_{j \in [K] \setminus \Delta} F_{(\{j\} \cup \Delta) \setminus \{i, d(i)\}}^{d(i)} \right). \quad (13)$$

The encoding design hinges on $K - 1$ worker nodes. Without loss of generality, we consider W_1, W_2, \dots, W_{K-1} for whom the broadcast sub-messages are designed, and designate W_K as the *ignored* worker node. We will later show how W_K is served for free using the sub-messages designed for other worker nodes.

According to the proposed encoding scheme, there is a total of $\binom{K-1}{S}$ encoded sub-messages, each corresponds to one subset Δ , and the size of each sub-message is $1/\binom{K-1}{S-1}$. Hence, the overall broadcast communication load is upper bounded by

$$R \leq \frac{\binom{K-1}{S}}{\binom{K-1}{S-1}},$$

as claimed in Theorem 1.

Decoding

The following lemmas demonstrate how each worker node decodes the missing subfile, that constitute the file to be processed at iteration $t + 1$, from the broadcast sub-messages and its cache contents.

Lemma 1. *For a worker node W_ℓ , where $\ell \in [K - 1]$, a missing subfile $F_\Gamma^{d(\ell)} \in \mathcal{Q}_\ell$ can be decoded*

- from \mathcal{Z}_ℓ and the broadcast sub-message $X_{\{\ell\} \cup \Gamma}$, if $K \notin \Gamma$; and
- from \mathcal{Z}_ℓ , the broadcast sub-message $X_{(\Gamma \setminus \{K\}) \cup \{\ell, d(\ell)\}}$, and other subfiles previously decoded by W_ℓ , if $K \in \Gamma$.

We refer to Appendix A for the proof of lemma 1.

Remark 1. *Here, we provide an intuitive justification for Lemma 1. Consider a worker node W_i and a set of worker nodes Δ of size S that includes i . One can show that every subfile appearing in X_Δ belongs to either \mathcal{Z}_i or \mathcal{Q}_i . Therefore, worker node W_i can recover a linear equation in the subfiles in \mathcal{Q}_i by removing the subfiles in its cache \mathcal{Z}_i from X_Δ . It turns out that all such equations are linearly independent. The number of such equations is $\binom{K-2}{S-1}$ (because $\Delta \subseteq [K - 1]$ and $i \in \Delta$). On the other hand, the number of subfiles in \mathcal{Q}_i is (at most) $\binom{K-1}{S-1} - \binom{K-2}{S-2} = \binom{K-2}{S-1}$, since out of a total of $\binom{K-1}{S-1}$ subfiles of $F^{d(i)}$, $\binom{K-2}{S-2}$ of them are cached in $\mathcal{E}_i^{d(i)}$, characterized by (10). Therefore, the obtained set of linearly independent equations suffices to recover all the subfiles in \mathcal{Q}_i .*

Lemma 2. *For the worker node W_K , any missing subfile $F_\Gamma^{d(K)} \in \mathcal{Q}_K$ can be decoded from the cache contents \mathcal{Z}_K and the summation of the broadcast sub-messages $\bigoplus_{\ell \in [K-1] \setminus \Gamma} X_{\{\ell\} \cup \Gamma}$.*

We refer to Appendix B for the proof of lemma 2.

Cache Updating and Subfile Relabeling

After worker nodes decode the missing subfiles, characterized by (11), the caches of worker nodes need to be updated and the subfiles need to be relabeled before processing the files at iteration $t + 1$. The goal of cache update is to maintain a similar cache configuration for the worker nodes for shuffling iteration $t + 2$. The cache update phase is described as follows:

- For $i \in [K]$, all the subfiles of $F^{d(i)}$ are placed in \mathcal{P}^i at iteration $t + 1$, i.e.,

$$\mathcal{P}^i(t + 1) = \left\{ F_{\Gamma}^{d(i)} : \Gamma \subseteq [K] \setminus \{d(i)\}, |\Gamma| = S - 1 \right\} \quad (14)$$

- For $i \in [K]$, the excess storage is updated by removing all the subfiles of $F^{d(i)}$, and replacing them by the subfiles of F^i that were cached at $W_{d^{-1}(i)}$, i.e.,

$$\mathcal{E}_i(t + 1) = (\mathcal{E}_i(t) \setminus \mathcal{S}_i) \cup \mathcal{A}_i, \quad (15)$$

where

$$\mathcal{S}_i = \left\{ F_{\Gamma}^{d(i)} : i \in \Gamma, \Gamma \subseteq [K] \setminus \{d(i)\}, |\Gamma| = S - 1 \right\}, \quad (16)$$

$$\mathcal{A}_i = \left\{ F_{\Gamma}^i : d^{-1}(i) \in \Gamma, \Gamma \subseteq [K] \setminus \{i\}, |\Gamma| = S - 1 \right\}. \quad (17)$$

Consequently, we have $\mathcal{Z}_i(t + 1) = \mathcal{P}^i(t + 1) \cup \mathcal{E}_i(t + 1)$. Note that the cache update procedure is feasible, since the subfiles needed for $\mathcal{Z}_i(t + 1)$ either exist in $\mathcal{Z}_i(t)$ or appear in the set of missing subfiles $\mathcal{Q}_i(t)$ to be decoded after the broadcast message delivery. In particular, all the subfiles of F^i already exist in $\mathcal{P}^i(t)$, and hence those in \mathcal{A}_i will be simply moved from the under-processing part to the excess storage part of the cache.

Finally, the subfiles are *relabelled* as follows:

- 1) For every subfile F_{Γ}^i , where $i \in [K]$, $d^{-1}(i) \in \Gamma$, $\Gamma \subseteq [K] \setminus \{i\}$ and $|\Gamma| = S - 1$, relabel the subfile's subscript to F_{Λ}^i , where $\Lambda = (\Gamma \setminus \{d^{-1}(i)\}) \cup \{i\}$.
- 2) For every subfile F_{Γ}^i , where $i \in [K]$, $\Gamma \subseteq [K] \setminus \{i\}$ and $|\Gamma| = S - 1$, relabel the subfile's superscript to $F_{\Gamma}^{d^{-1}(i)}$.

It is easy to see that after the proposed cache update and subfile relabeling, the cache configuration of each worker node at iteration $t + 1$ maintains a similar arrangement to that introduced initially at iteration t and characterized by (8). Therefore, the proposed scheme can be applied for the following shuffling iterations. This completes the proof of Theorem 1. \blacksquare

In what follows, the proposed encoding for delivery, decoding at the worker nodes, and cache update and subfile relabeling are formally described in Algorithm 3, Algorithm 4, and Algorithm 5, respectively.

Algorithm 3 encodeSubmessages

- 1: **Input:** $K, S, \{F_{\Gamma}^i : i \in [K], \Gamma \subseteq [K] \setminus \{i\}, |\Gamma| = S - 1\}, \{d(i) : i \in [K]\}$
 - 2: **Output:** $\{X_{\Delta} : \Delta \in D_SET\}$
 - 3: **for all** $\Delta \subseteq [K - 1]$ **and** $|\Delta| = S$ **do**
 - 4: $X_{\Delta} \leftarrow \bigoplus_{i \in \Delta} \left(F_{\Delta \setminus \{i\}}^i \oplus F_{\Delta \setminus \{d(i)\}}^{d(i)} \oplus \bigoplus_{j \in [K] \setminus \Delta} F_{(\{j\} \cup \Delta) \setminus \{i, d(i)\}}^{d(i)} \right)$
 - 5: **end for**
 - 6: $\mathcal{X} \leftarrow \{X_{\Delta} : \Delta \subseteq [K - 1], |\Delta| = S\}$
 - 7: The master node broadcasts the message \mathcal{X} to the worker nodes
-

Algorithm 4 decodeSubfiles

```

1: Input:  $K, S, t, \{d(i) : i \in [K]\}, \{\mathcal{Z}_i(t) : i \in [K]\}, \{X_\Delta : \Delta \subseteq [K-1], |\Delta| = S\}$ 
2: Output:  $\{\mathcal{Q}_i(t) : i \in [K]\}$ 
3: for  $i \leftarrow 1$  to  $K$  do
4:   if  $i < K$  then
5:     for all  $\Gamma \subseteq [K-1]$  and  $F_\Gamma^{d(i)} \in \mathcal{Q}_i$  do
6:       Worker node  $W_i$  decodes subfile  $F_\Gamma^{d(i)}$  from the sub-message  $X_{\{i\} \cup \Gamma}$  using its cache contents  $\mathcal{Z}_i$ 
7:     end for
8:     for all  $\Gamma \subseteq [K]$  and  $K \in \Gamma$  and  $F_\Gamma^{d(i)} \in \mathcal{Q}_i$  do
9:       Worker node  $W_i$  decodes subfile  $F_\Gamma^{d(i)}$  from the sub-message  $X_{(\Gamma \setminus \{K\}) \cup \{i, d(i)\}}$  using its cache
       contents  $\mathcal{Z}_i$  and other subfiles already decoded by  $W_i$ 
10:    end for
11:   else
12:     for all  $\Gamma \subseteq [K-1]$  and  $F_\Gamma^{d(K)} \in \mathcal{Q}_K$  do
13:       Worker node  $W_K$  decodes subfile  $F_\Gamma^{d(K)}$  from the sub-messages  $\bigoplus_{j \in [K-1] \setminus \Gamma} X_{\{j\} \cup \Gamma}$  using its cache
       contents  $\mathcal{Z}_K$ 
14:     end for
15:   end if
16:    $\mathcal{Q}_i(t) \leftarrow \left\{ F_\Gamma^{d(i)} : \Gamma \subseteq [K] \setminus \{d(i)\}, |\Gamma| = S-1 \right\} \setminus \mathcal{Z}_i(t)$ 
17: end for

```

Remark 2. Let S be a non-integer cache size with $1 \leq S \leq N$. We can always write $S = \alpha \lfloor S \rfloor + (1 - \alpha) \lceil S \rceil$, for some $\alpha \in (0, 1)$. The data shuffling problem for non-integer cache size S can be addressed by a memory-sharing argument, similar to [17]. More precisely, we can show that the pairs $(\lfloor S \rfloor, R(\lfloor S \rfloor))$ and $(\lceil S \rceil, R(\lceil S \rceil))$ are achievable, and conclude that, for $S = \alpha \lfloor S \rfloor + (1 - \alpha) \lceil S \rceil$, a communication load of $R(S) = \alpha R(\lfloor S \rfloor) + (1 - \alpha) R(\lceil S \rceil)$ can be achieved.

Recall that the size of each file is normalized to 1 unit. For the memory-sharing argument, each file will be partitioned into two parts of sizes α and $1 - \alpha$. The cache of each worker node is also divided into two parts of sizes αS and $(1 - \alpha)S$. Then, the files of size α will be cached and shuffled within the parts of the caches of size αS . Similarly, the files of size $1 - \alpha$, together with the parts of the caches of size $(1 - \alpha)S$, form another isolated instance of the problem. Summing the delivery rates of the two instances, we get

$$R(\alpha \lfloor S \rfloor + (1 - \alpha) \lceil S \rceil) = \alpha R(\lfloor S \rfloor) + (1 - \alpha) R(\lceil S \rceil) \quad (18)$$

$$\leq \alpha \frac{\binom{K-1}{\lfloor S \rfloor} - \binom{\gamma-1}{\lfloor S \rfloor}}{\binom{K-1}{\lfloor S \rfloor - 1}} + (1 - \alpha) \frac{\binom{K-1}{\lceil S \rceil} - \binom{\gamma-1}{\lceil S \rceil}}{\binom{K-1}{\lceil S \rceil - 1}}. \quad (19)$$

This shows that the convex hull of the pairs $\{(S, R) : S \in \{1, 2, \dots, N\}\}$ is achievable.

Algorithm 5 updateCaches

```

1: Input:  $K, S, t, \{d(i) : i \in [K]\}, \{\mathcal{Z}_i(t) : i \in [K]\}, \{\mathcal{Q}_i(t) : i \in [K]\}$ 
2: Output:  $\{\mathcal{Z}_i(t+1) : i \in [K]\}$ 
3: for  $i \leftarrow 1$  to  $K$  do                                     ▷ Updating caches of worker nodes before iteration  $t+1$ 
4:    $j \leftarrow d^{-1}(i)$ 
5:    $\mathcal{A} \leftarrow \{F_\Gamma^i : j \in \Gamma, \Gamma \subseteq [K] \setminus \{i\}, |\Gamma| = S-1\}$ .
6:    $\mathcal{S} \leftarrow \{F_\Gamma^{d(i)} : i \in \Gamma, \Gamma \subseteq [K] \setminus \{d(i)\}, |\Gamma| = S-1\}$ 
7:    $\mathcal{P}^i(t+1) \leftarrow \{F_\Gamma^{d(i)} : \Gamma \subseteq [K] \setminus \{d(i)\}, |\Gamma| = S-1\}$            ▷ i.e.,  $\mathcal{P}^i(t+1) \leftarrow F^{d(i)}$ 
8:    $\mathcal{E}_i(t+1) \leftarrow (\mathcal{E}_i(t) \setminus \mathcal{S}) \cup \mathcal{A}$ 
9:    $\mathcal{Z}_i(t+1) \leftarrow \mathcal{P}^i(t+1) \cup \mathcal{E}_i(t+1)$ 
10: end for
11: for  $i \leftarrow 1$  to  $K$  do                                     ▷ Relabeling subscripts of a set of subfiles of each worker node
12:    $j \leftarrow d^{-1}(i)$ 
13:   for all  $F_\Gamma^i : j \in \Gamma, \Gamma \subseteq [K] \setminus \{i\}, |\Gamma| = S-1$  do
14:      $\Lambda \leftarrow (\Gamma \setminus \{j\}) \cup \{i\}$ 
15:     Replace  $\Gamma$  in  $F_\Gamma^i$  by  $\Lambda$ 
16:   end for
17: end for
18: for  $i \leftarrow 1$  to  $K$  do                                     ▷ Relabeling superscripts of all subfiles of each worker node
19:    $j \leftarrow d^{-1}(i)$ 
20:   for all  $F_\Gamma^i : \Gamma \subseteq [K] \setminus \{i\}, |\Gamma| = S-1$  do
21:     Replace  $i$  in  $F_\Gamma^i$  by  $j$ 
22:   end for
23: end for

```

B. Illustrative Examples

Example 1 (Single-Cycle File Transition Graph): Consider a shuffling system with a master node and $K = 4$ worker nodes. The size of the cache at each worker node is $S = 2$ files. There are $N = 4$ files, denoted by $\{F^1, F^2, F^3, F^4\}$. For notational simplicity, we rename the files as $\{A, B, C, D\}$. Without loss of generality, we assume that worker nodes W_1, W_2, W_3 and W_4 are processing files A, B, C , and D , respectively, at iteration t , that is $u(1) = A, u(2) = B, u(3) = C$, and $u(4) = D$. The file transition graph is $d(1) = B, d(2) = C, d(3) = D$ and $d(4) = A$, as depicted by Fig. 4(a). The proposed placement strategy partitions each file into $\binom{K-1}{S-1} = 3$ subfiles of equal sizes. The subfiles are labeled with sets $\Gamma \subseteq \{1, 2, 3, 4\}$, where $|\Gamma| = \hat{S} - 1 = S/(N/K) - 1 = 1$. For instance, file A being processed by worker node W_1 is partitioned into A_2, A_3 , and A_4 . Accordingly, the cache \mathcal{Z}_i of W_i is divided into two parts; \mathcal{P}^i that is dedicated to the under-processing file F^i , and \mathcal{E}_i that is dedicated to store parts of other files. Fig 4(b) captures the cache organization of worker nodes, along with the

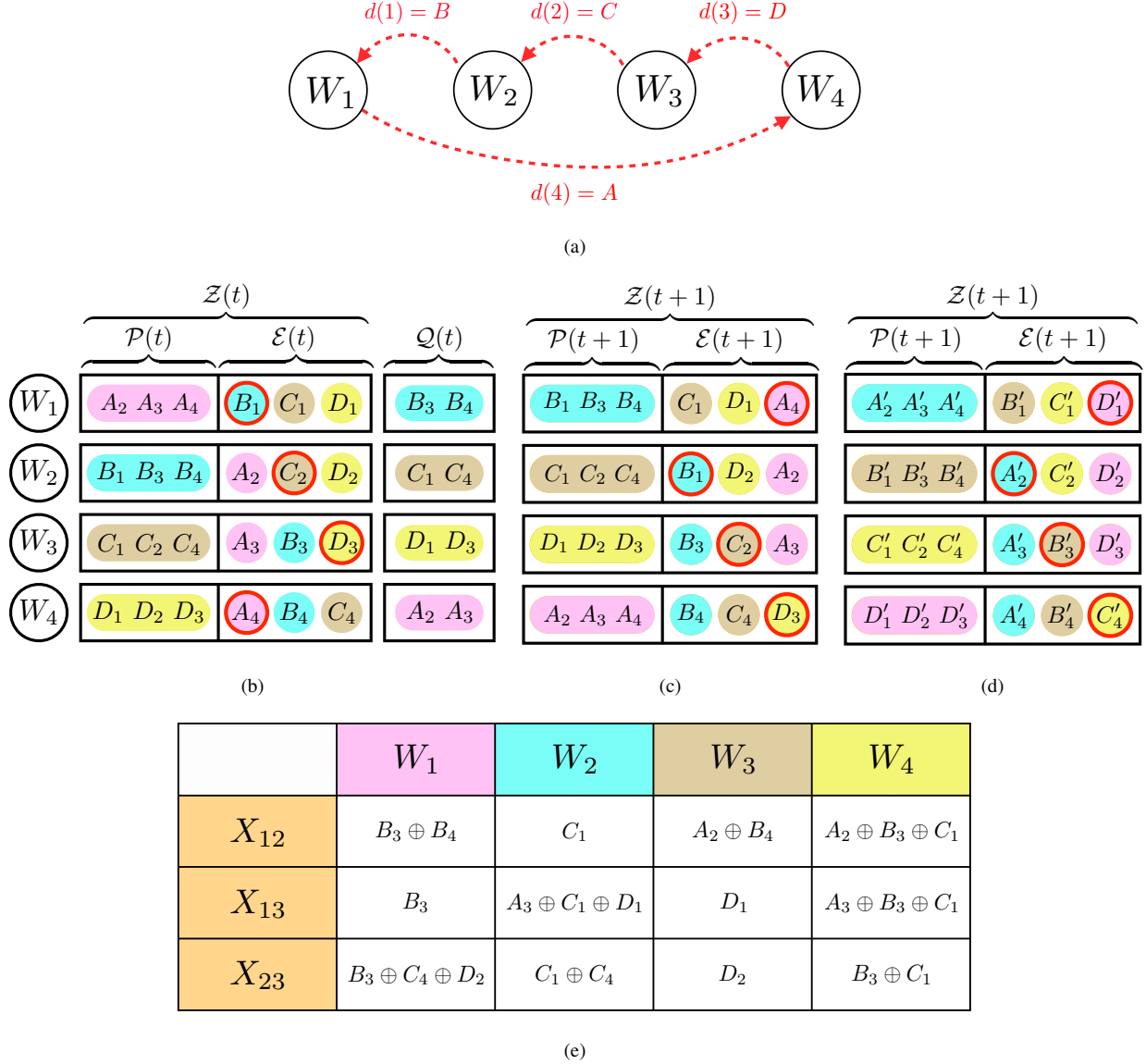


Fig. 4. Data Shuffling system with $N = K = 4$, $S = 2$ and $\gamma = 1$. (a) The file transition graph for a data shuffling system with $N = K = 4$, $S = 2$ and $\gamma = 1$. Worker nodes W_1, W_2, W_3 and W_4 are processing files A, B, C , and D , respectively. (b) Cache organization of worker nodes at iteration t , along with the set of subfiles which are not available in the caches at iteration t and need to be processed at iteration $t + 1$. (c) Cache organization of worker nodes at iteration $t + 1$ after updating the caches. Subfiles A_4, B_1, C_2 and D_3 in $\mathcal{E}_4(t), \mathcal{E}_1(t), \mathcal{E}_2(t)$ and $\mathcal{E}_3(t)$ are moved to $\mathcal{E}_1(t + 1), \mathcal{E}_2(t + 1), \mathcal{E}_3(t + 1)$ and $\mathcal{E}_4(t + 1)$, respectively. (d) Cache organization of worker nodes at iteration $t + 1$ after updating the caches and relabeling the subfiles of Fig. 4(b). Subfiles A_4, B_1, C_2 and D_3 in $\mathcal{E}_4(t), \mathcal{E}_1(t), \mathcal{E}_2(t)$ and $\mathcal{E}_3(t)$ are moved to $\mathcal{E}_1(t + 1), \mathcal{E}_2(t + 1), \mathcal{E}_3(t + 1)$ and $\mathcal{E}_4(t + 1)$ and relabeled to D'_1, A'_2, B'_3 and C'_4 , respectively. (e) Received functions by worker nodes after removing the cached subfiles. The complete received functions at worker nodes are expressed in (20).

missing subfiles (i.e., the ones in \mathcal{Q}_i , as defined in (11)) that need to be processed at iteration $t + 1$. The broadcast message \mathcal{X} transmitted from the master node to the worker nodes is formed by the concatenation of 3 sub-messages

$\mathcal{X} = (X_{12}, X_{13}, X_{23})$, where

$$\begin{aligned} X_{12} &= A_2 \oplus B_3 \oplus B_4 \oplus C_1, \\ X_{13} &= A_3 \oplus B_3 \oplus C_1 \oplus D_1, \\ X_{23} &= B_3 \oplus C_1 \oplus C_4 \oplus D_2. \end{aligned} \tag{20}$$

We need to show that each worker node W_i can decode all the missing subfiles in \mathcal{Q}_i from the broadcast message. Fig. 4(e) shows the received sub-messages by each worker node after removing the subfiles that exist in its cache. For instance, W_1 can decode B_3 from X_{13} and B_4 from $X_{13} \oplus X_{12}$, respectively. These, together with B_1 that is already cached in \mathcal{Z}_1 , enable W_1 to fully recover B , which is the file to be processed at iteration $t + 1$.

Decoding file A at W_4 , which is the ignored worker node, is more involved. Worker node W_4 can decode A_2 and A_3 from $X_{12} \oplus X_{23}$ and $X_{13} \oplus X_{23}$, respectively, and A_4 already exists in its cache \mathcal{Z}_4 . Consequently, the proposed scheme can achieve a delivery rate of $R_{\text{coded}} = 1$, due to sending 3 sub-messages, each of size $1/3$. On the other hand, the delivery rate achieved by the uncoded shuffling scheme, under the same placement strategy, involves sending 8 sub-messages, each of size $1/3$, resulting in $R_{\text{uncoded}} = 8/3$. Hence, the proposed coded shuffling scheme can save around 62% of the communication load, compared to the uncoded shuffling scheme.

After the decoding phase, each worker node has access to (at least) 8 subfiles, including 6 subfiles pre-stored in its cache \mathcal{Z}_i , and 2 subfiles in \mathcal{Q}_i . However, only 6 subfiles can be stored in the cache, and the remaining ones should be discarded. It remains to show that the caches of the worker nodes can be updated using the broadcast message \mathcal{X} to maintain a similar arrangement in preparation for the next data shuffle from iteration $t + 1$ to $t + 2$. This is done in two phases, namely cache update and subfile relabeling. Fig. 4(c) depicts the cache organization of the worker nodes after updating the caches, while Fig. 4(d) captures the cache organization of the worker nodes after updating the caches and relabeling the subfiles. For example, as shown in Fig. 4(c), W_1 needs to keep a full copy of $B = \{B_1, B_2, B_3\}$ at iteration $t + 1$ because $d(1) = B$. Moreover, subfiles C_1 and D_1 already exist in $\mathcal{E}_1(t)$, and hence they will remain in $\mathcal{E}_1(t + 1)$. Among the remaining subfiles $\{A_2, A_3, A_4\}$, only one of them can be kept in the cache. According to (17), the subfile to be kept is A_Γ such that $d^{-1}(1) \in \Gamma$, that is A_4 . Finally, in order to maintain a cache configuration consistent with the original one in (8), all the subfiles in the excess storage of W_i should have a subscript of $\{i\}$, and W_i should process F_i , for $i \in [K]$, at every iteration. For example, subfiles B_1, B_3 and B_4 , that are processed in $\mathcal{P}^1(t + 1)$ by W_1 , in Fig. 4(c) are relabeled to A'_2, A'_3 and A'_4 in Fig. 4(d), respectively. Similarly, subfiles C_1, D_1, A_4 , that are cached in $\mathcal{E}_1(t + 1)$ by W_1 , in Fig. 4(c) are relabeled to B'_1, C'_1 and D'_1 in Fig. 4(d), respectively. \blacklozenge

Example 2 (Multiple-Cycle File Transition Graph): Consider a shuffling problem with parameters $K = 6$, $S = 3$, and $N = 6$. For simplicity, we rename the files $\{F^1, F^2, F^3, F^4, F^5, F^6\}$ to $\{A, B, C, D, E, F\}$. Assume worker nodes W_1, W_2, W_3, W_4, W_5 and W_6 are processing files A, B, C, D, E , and F , respectively. The file transition graph is depicted by Fig. 5. It comprises $\gamma = 3$ cycles, with cycle lengths $(\ell_1, \ell_2, \ell_3) = (3, 1, 2)$. That is, $d(1) = B$, $d(2) = C$, $d(3) = A$ in the first cycle, $d(4) = D$ in the second cycle, and $d(5) = F$, $d(6) = E$ in the third cycle. Fig. 6(a) captures the cache organization of worker nodes, along with the missing subfiles that need

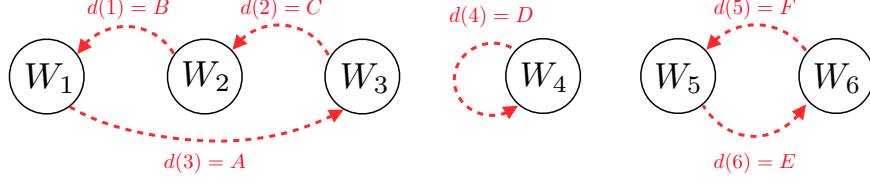


Fig. 5. The file transition graph for a data shuffling system with $N = K = 6$ and $\gamma = 3$. Worker nodes W_1, W_2, W_3, W_4, W_5 and W_6 process files A, B, C, D, E , and F at iteration t , respectively.

to be processed at the next iteration. Note that \mathcal{P}^i and \mathcal{E}_i , for $i \in [K]$, are designed according to (9) and (10), respectively. We use (12) and (13) to design the broadcast message \mathcal{X} , which is constructed by concatenating a number of X_{Δ} , each intended for $S = 3$ worker nodes. For example, X_{123} is expressed as

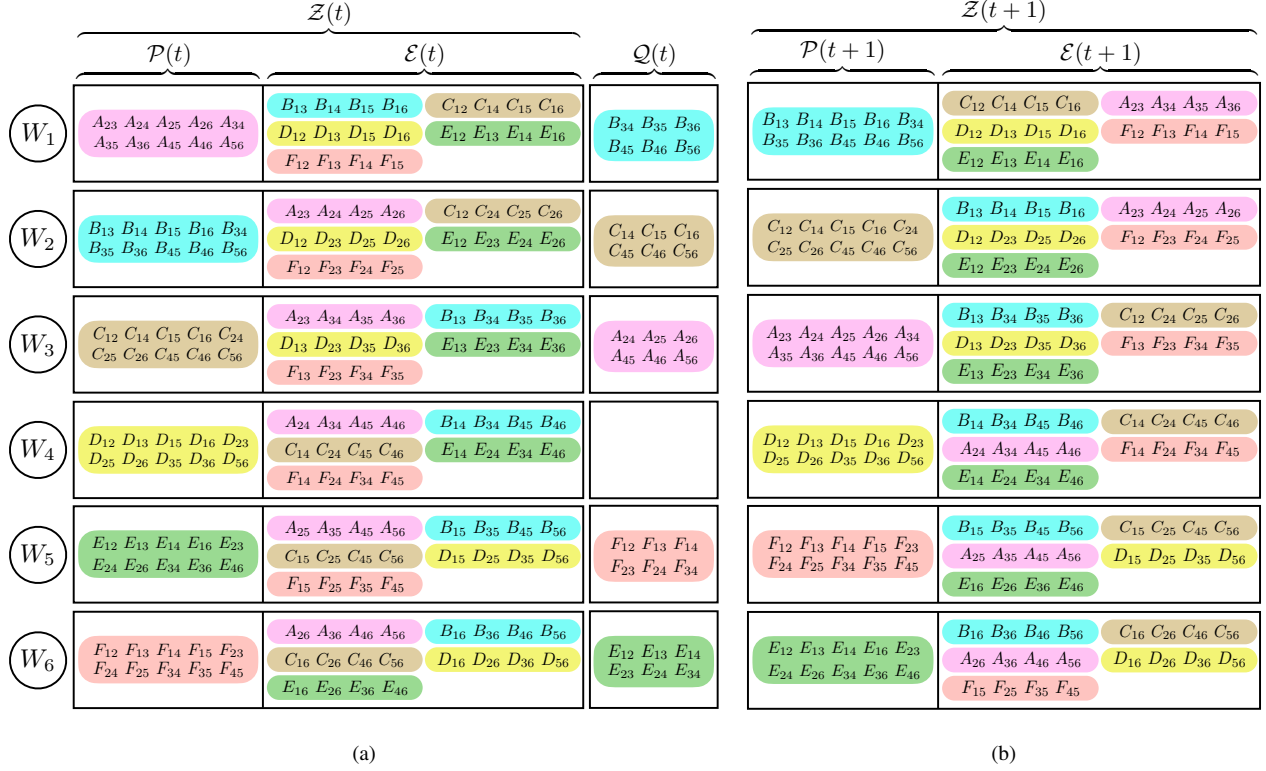
$$\begin{aligned}
 X_{123} &= \bigoplus_{i \in \{1,2,3\}} \left(F_{\{1,2,3\} \setminus \{i\}}^i \oplus F_{\{1,2,3\} \setminus \{d(i)\}}^{d(i)} \oplus \bigoplus_{j \in [K] \setminus \{1,2,3\}} F_{(\{j\} \cup \{1,2,3\}) \setminus \{i,d(i)\}}^{d(i)} \right). \\
 &= (F_{23}^1 \oplus F_{13}^2 \oplus (F_{34}^2 \oplus F_{35}^2 \oplus F_{36}^2)) \oplus (F_{13}^3 \oplus F_{12}^3 \oplus (F_{14}^3 \oplus F_{15}^3 \oplus F_{16}^3)) \oplus (F_{12}^3 \oplus F_{23}^1 \oplus (F_{24}^1 \oplus F_{25}^1 \oplus F_{26}^1)). \\
 &= F_{24}^1 \oplus F_{25}^1 \oplus F_{26}^1 \oplus F_{34}^2 \oplus F_{35}^2 \oplus F_{36}^2 \oplus F_{14}^3 \oplus F_{15}^3 \oplus F_{16}^3. \\
 &= A_{24} \oplus A_{25} \oplus A_{26} \oplus B_{34} \oplus B_{35} \oplus B_{36} \oplus C_{14} \oplus C_{15} \oplus C_{16}.
 \end{aligned}$$

Similarly, the set of other broadcast sub-messages is expressed as

$$\begin{aligned}
 X_{124} &= A_{24} \oplus B_{34} \oplus B_{45} \oplus B_{46} \oplus C_{14}, \\
 X_{125} &= A_{25} \oplus B_{35} \oplus B_{45} \oplus B_{56} \oplus C_{15} \oplus E_{12} \oplus F_{12}, \\
 X_{134} &= A_{24} \oplus A_{45} \oplus A_{46} \oplus B_{34} \oplus C_{14}, \\
 X_{135} &= A_{25} \oplus A_{45} \oplus A_{56} \oplus B_{35} \oplus C_{15} \oplus E_{13} \oplus F_{13}, \\
 X_{145} &= A_{45} \oplus B_{45} \oplus E_{14} \oplus F_{14}, \\
 X_{234} &= A_{24} \oplus B_{34} \oplus C_{14} \oplus C_{45} \oplus C_{46}, \\
 X_{235} &= A_{25} \oplus B_{35} \oplus C_{15} \oplus C_{45} \oplus C_{56} \oplus E_{23} \oplus F_{23}, \\
 X_{245} &= B_{45} \oplus C_{45} \oplus E_{24} \oplus F_{24}, \\
 X_{345} &= A_{45} \oplus C_{45} \oplus E_{34} \oplus F_{34}.
 \end{aligned} \tag{21}$$

It should be noted that no subfiles of file D appears in any of the sub-messages defined (21) since $u(4) = d(4) = D$, i.e., D is processed by W_4 at iterations t and $t+1$, and hence does not need to be transmitted by the master node for this data shuffle. Moreover, it is worth mentioning that index 6 does not appear in the subscript of the broadcast sub-messages, since W_6 is the ignored worker node. However, the subfiles assigned to W_6 can be recovered by linear combination of other transmitted sub-messages.

For each worker node, Fig. 6(c) shows the received sub-messages from the master node after removing the subfiles that already exist in its cache. The decoding procedure of the proposed coded shuffling scheme is analogous to



	W_1	W_2	W_3	W_4	W_5	W_6
X_{123}	$B_{34} \oplus B_{35} \oplus B_{36}$	$C_{14} \oplus C_{15} \oplus C_{16}$	$A_{24} \oplus A_{25} \oplus A_{26}$	–	$A_{24} \oplus A_{26} \oplus B_{34} \oplus B_{36} \oplus C_{14} \oplus C_{16}$	$A_{24} \oplus A_{25} \oplus B_{34} \oplus B_{35} \oplus C_{14} \oplus C_{15}$
X_{124}	$B_{34} \oplus B_{45} \oplus B_{46}$	C_{14}	$A_{24} \oplus B_{45} \oplus B_{46}$	–	$A_{24} \oplus B_{34} \oplus B_{46} \oplus C_{14}$	$A_{24} \oplus B_{34} \oplus B_{45} \oplus C_{14}$
X_{125}	$B_{35} \oplus B_{45} \oplus B_{56}$	C_{15}	$A_{25} \oplus B_{45} \oplus B_{56} \oplus E_{12} \oplus F_{12}$	–	F_{12}	$A_{25} \oplus B_{35} \oplus B_{45} \oplus C_{15} \oplus E_{12}$
X_{134}	B_{34}	$A_{45} \oplus A_{46} \oplus C_{14}$	$A_{24} \oplus A_{45} \oplus A_{46}$	–	$A_{24} \oplus A_{46} \oplus B_{34} \oplus C_{14}$	$A_{24} \oplus A_{45} \oplus B_{34} \oplus C_{14}$
X_{135}	B_{35}	$A_{45} \oplus A_{56} \oplus C_{15} \oplus E_{13} \oplus F_{13}$	$A_{25} \oplus A_{45} \oplus A_{56}$	–	F_{13}	$A_{25} \oplus A_{45} \oplus B_{35} \oplus C_{15} \oplus E_{13}$
X_{145}	B_{45}	$A_{45} \oplus E_{14} \oplus F_{14}$	$A_{45} \oplus B_{45} \oplus E_{14} \oplus F_{14}$	–	F_{14}	$A_{45} \oplus B_{45} \oplus E_{14}$
X_{234}	$B_{34} \oplus C_{45} \oplus C_{46}$	$C_{14} \oplus C_{45} \oplus C_{46}$	A_{24}	–	$A_{24} \oplus B_{34} \oplus C_{14} \oplus C_{46}$	$A_{24} \oplus B_{34} \oplus C_{14} \oplus C_{45}$
X_{235}	$B_{35} \oplus C_{45} \oplus C_{56} \oplus E_{23} \oplus F_{23}$	$C_{15} \oplus C_{45} \oplus C_{56}$	A_{25}	–	F_{23}	$A_{25} \oplus B_{35} \oplus C_{15} \oplus C_{45} \oplus E_{23}$
X_{245}	$B_{45} \oplus C_{45} \oplus E_{24} \oplus F_{24}$	C_{45}	$B_{45} \oplus E_{24} \oplus F_{24}$	–	F_{24}	$B_{45} \oplus C_{45} \oplus E_{24}$
X_{345}	$C_{45} \oplus E_{34} \oplus F_{34}$	$A_{45} \oplus C_{45} \oplus E_{34} \oplus F_{34}$	A_{45}	–	F_{34}	$A_{45} \oplus C_{45} \oplus E_{34}$

(c)

Fig. 6. Data Shuffling system with $N = K = 6$, $S = 3$ and $\gamma = 3$. The file transition graph for this system is depicted in Fig. 5. (a) Cache organization of worker nodes at iteration t , along with the set of subfiles which are not available in the caches at iteration t and need to be processed at iteration $t + 1$. (b) Cache organization of worker nodes at iteration $t + 1$ after updating the caches. For instance, subfiles $\{B_{13}, B_{14}, B_{15}, B_{16}\}$ in $\mathcal{E}_1(t)$ are moved to $\mathcal{E}_2(t + 1)$. (c) Received functions by worker nodes after removing the cached subfiles. The complete received functions at worker nodes are expressed in (21).

interference mitigation techniques in wireless communications. To present this analogy, we focus on three different cases of the decoding procedure.

(i) Decoding C_{14} from X_{124} by W_2 :

$$X_{124} = \underbrace{C_{14}}_{\text{Desired subfile}} \oplus \underbrace{A_{24} \oplus B_{34} \oplus B_{45} \oplus B_{46}}_{\text{Cached subfiles in } \mathcal{Z}_2}.$$

The decoding procedure is analogous to interference suppression technique. W_2 decodes C_{14} by canceling the interfering subfiles using its cache contents \mathcal{Z}_2 .

(ii) Decoding C_{16} from X_{123} by W_2 :

$$X_{123} = \underbrace{C_{16}}_{\text{Desired subfile}} \oplus \underbrace{C_{14}}_{\text{Decoded subfile from } X_{124}} \oplus \underbrace{C_{15}}_{\text{Decoded subfile from } X_{125}} \oplus \underbrace{A_{24} \oplus A_{25} \oplus A_{26} \oplus B_{34} \oplus B_{35} \oplus B_{36}}_{\text{Cached subfiles in } \mathcal{Z}_2}.$$

The decoding procedure is analogous to successive interference cancellation (SIC) technique. W_2 decodes C_{16} by first canceling the subfiles that exist in \mathcal{Z}_2 . Next, it exploits the subfiles decoded from X_{124} and X_{125} to successively cancel the remaining interfering subfiles.

(iii) Decoding E_{23} from X_{235} by W_6 :

$$X_{235} = \underbrace{E_{23}}_{\text{Desired subfile}} \oplus \underbrace{(C_{56} \oplus F_{23})}_{\text{Cached subfiles in } \mathcal{Z}_6} \oplus \underbrace{(A_{25} \oplus B_{35} \oplus C_{15} \oplus C_{45})}_{X_{123} \oplus X_{234}}.$$

The decoding procedure is analogous to aligned interference suppression (interference alignment) technique. W_6 decodes E_{23} by first canceling the subfiles cached in \mathcal{Z}_6 . Then, the remaining interfering subfiles are the result of XORing some other received sub-messages, i.e., $X_{123} \oplus X_{234}$, and hence, they can be canceled accordingly.

As a result, the achieved delivery rate is $R_{\text{coded}} = \binom{5}{3} / \binom{5}{2} = 1$. On the other hand, the delivery rate achieved by the uncoded shuffling scheme, under the same placement strategy, is $R_{\text{uncoded}} = (5 \times 6) / \binom{5}{2} = 3$. That is, the proposed coded shuffling scheme can save around 66% of the communication load, and thus, it speeds up the overall run-time of the data shuffling process. When each worker node decodes all missing subfiles at iteration t , Fig. 6(b) depicts the cache organization of each worker node after updating the cache in preparation for the following data shuffle at iteration $t + 1$. Note that the subfiles are relabeled in a similar way as in Example 1. \blacklozenge

C. A Graph-Based Delivery Scheme for Any Shuffling: Proof of Theorem 2

The coded shuffling scheme proposed in Section IV-A provides the worker nodes with the missing parts of their assigned files, using the broadcast message and cached subfiles. However, depending on the file transition graph, the delivery rate obtained by that scheme may be sub-optimum. As an extreme and hypothetical example, consider a file transition graph where each worker node W_i is assigned the same file to process at iterations t and $t + 1$, i.e., $d(i) = u(i)$. Clearly, no communication between the master node and worker nodes is needed in this case, and hence, $R = 0$ is achievable. This implies the scheme in Section IV-A is sub-optimal for this instance of the shuffling problem.

It turns out that the *number of cycles* in the file transition graph is the main characteristic to determine the optimum delivery scheme. More concretely, for a file transition graph with γ cycles where $\gamma - 1 \geq S$, we show that there are precisely $\binom{\gamma-1}{S}$ sub-messages in (12) that are linearly dependent on the other sub-messages. Thus, by refraining from broadcasting these sub-messages, we can reduce the delivery rate, and achieve the one given in (2). In the decoding phase, worker nodes can first recover all the redundant sub-messages that have not been transmitted by the master node by computing linear combinations of appropriate sub-messages that have been received. Then, each worker node follows the same decoding rules, discussed in Section IV-A, to decode the assigned file at iteration $t + 1$. This results in an opportunistic coded shuffling scheme based on the scheme proposed in Section IV-A. We will later show in Section V that this scheme is indeed optimum, and achieves the minimum possible delivery rate.

The following lemma characterizes the linearly dependent sub-messages, and quantifies the reduced delivery rate.

Lemma 3. *Consider a data shuffling system with a master node, K worker nodes with storage capacity per worker node S , and $N = K$ files, and a given file transition graph that comprises γ cycles. Consider the placement strategy given in Section III and the delivery scheme provided in Section IV-A. Then, there is a total of $\binom{\gamma-1}{S}$ redundant (linearly dependent) sub-messages among the $\binom{K-1}{S}$ broadcasting sub-messages.*

We refer to Appendix C for the proof of lemma 3.

In fact, we can explicitly characterize the set of redundant sub-messages that are not broadcast in the delivery phase. To this end,

- consider the first $\gamma - 1$ cycles out of the total of γ cycles formed by the file transition graph (generally, we have to consider all cycles except the one that includes the ignored worker node);
- from these $\gamma - 1$ cycles, consider all possible combinations of sets of cycles that have S distinct cycles. There are $\binom{\gamma-1}{S}$ such sets;
- consider all sub-messages X_Δ (defined in (13)) where Δ has exactly one worker node from each of the chosen S cycles.

In the proof of Lemma 3, we show that the sum of all such sub-messages is zero. Thus, the master node can remove one of the sub-messages from each group and transmit the rest of them to the worker nodes. Therefore, the resulting broadcast communication load R is upper bounded by

$$R \leq \frac{\binom{K-1}{S} - \binom{\gamma-1}{S}}{\binom{K-1}{S-1}}.$$

In the decoding phase, each worker node first reconstructs the missing, redundant sub-messages by adding the other sub-messages in the group, and then follows the same decoding scheme and cache update strategy introduced in Section IV-A. This completes the proof of Theorem 2. In the next example, we illustrate the concept of redundancy within the the set of broadcast sub-messages.

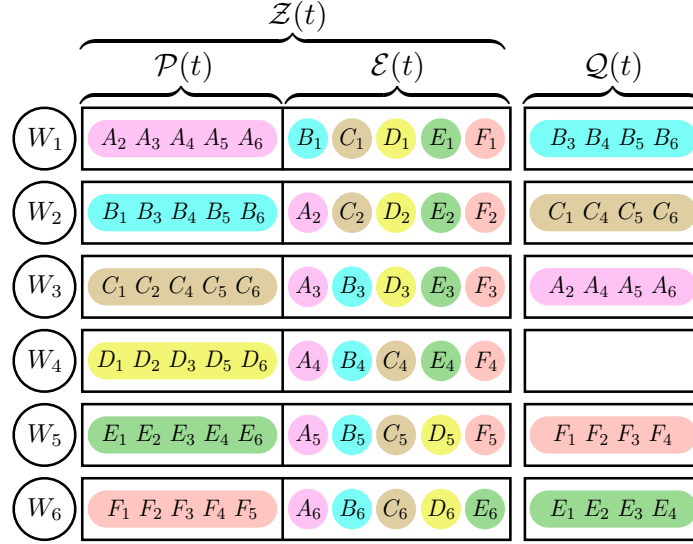


Fig. 7. Cache organization of worker nodes at iteration t , along with the set of subfiles which are not available in the caches at iteration t and need to be processed at iteration $t + 1$, for a data Shuffling system with $N = K = 6$, $S = 2$ and $\gamma = 3$. The file transition graph for this system is depicted in Fig. 5.

D. Illustrative Example

Example 3 (Multiple-Cycle File Transition Graph with Opportunistic Transmission): We consider the same system parameters of Example 2 in Section IV-B with the same file transition graph given in Fig. 5, except that here the cache size of each worker node is $S = 2$ files. Fig. 7 captures the cache organization of worker nodes, along with the missing subfiles that need to be processed at iteration $t + 1$. Following the achievable scheme proposed in IV-A, the set of sub-messages transmitted by the master node to the worker nodes is expressed as

$$\begin{aligned}
 X_{12} &= A_2 \oplus B_3 \oplus B_4 \oplus B_5 \oplus B_6 \oplus C_1, \\
 X_{13} &= A_2 \oplus A_4 \oplus A_5 \oplus A_6 \oplus B_3 \oplus C_1, \\
 X_{14} &= A_4 \oplus B_4, \\
 X_{15} &= A_5 \oplus B_5 \oplus E_1 \oplus F_1, \\
 X_{23} &= A_2 \oplus B_3 \oplus C_1 \oplus C_4 \oplus C_5 \oplus C_6, \\
 X_{24} &= B_4 \oplus C_4, \\
 X_{25} &= B_5 \oplus C_5 \oplus E_2 \oplus F_2, \\
 X_{34} &= A_4 \oplus C_4, \\
 X_{35} &= A_5 \oplus C_5 \oplus E_3 \oplus F_3, \\
 X_{45} &= E_4 \oplus F_4.
 \end{aligned} \tag{22}$$

Note that the file transition graph consists of $\gamma = 3$ cycles, namely, $\{W_1, W_2, W_3\}$, $\{W_4\}$, and $\{W_5, W_6\}$, where the ignored worker node W_6 appears in the third cycle. Ignoring the third cycle, we have two remaining ones. The

family of all Δ 's with exactly one entry from each of the first and second cycle is given by $\{\{1, 4\}, \{2, 4\}, \{3, 4\}\}$. It is evident that X_{14} , X_{24} and X_{34} are linearly dependent, since $X_{34} \oplus X_{14} \oplus X_{24} = 0$. Therefore, we can safely omit X_{34} from the set of the transmitted sub-messages. For decoding purposes, worker nodes can recover X_{34} from X_{14} and X_{24} . Therefore, each one of them is able to decode the assigned file at iteration $t + 1$ by following the decoding procedure presented in Section IV-A. \blacklozenge

V. CONVERSE PROOF FOR DATA SHUFFLING WITH CANONICAL SETTING ($N = K$)

We prove the optimality of the coded shuffling scheme proposed in Section IV-C, as stated in Theorem 3. The instance of the problem is fully determined by the indices of files to be processed by the worker nodes at iterations t and $t + 1$, i.e., $u(\cdot)$ and $d(\cdot)$, respectively. Without loss of generality, we may assume $u(i) = i$ for every $i \in [K]$, otherwise we can relabel the files. These assignment functions induce a directed file transition graph $\mathcal{G}(V, E)$, with node set $V = \{W_1, W_2, \dots, W_K\}$, in which there is an edge from W_i to W_j if and only if $d(W_j) = F^i$.

Since the in-degrees and out-degrees of each vertex are equal to 1, such a graph consists a number of directed cycles. Let γ denote the number of cycles in this graph with cycle lengths given by $\{\ell_1, \ell_2, \dots, \ell_\gamma\}$. Then each node in the graph can be represented by a pair (c, p) , where $c \in \{1, 2, \dots, \gamma\}$ denoted the cycle number, and $p \in \{1, 2, \dots, \ell_c\}$ denotes the position within cycle c . With this notation⁵, we have $d(c, p) = u(c, p+1) = (c, p+1)$, i.e., the worker node at position (c, p) will process file $F^{(c,p)}$ and $F^{(c,p+1)}$ at iterations t and $t + 1$, respectively⁶. Note that the *positional label* (c, p) essentially induces an *order* on the nodes and edges of the graph. For two pairs (c', p') and (c, p) , we say (c', p') appears before (c, p) and denote it by $(c', p') \prec (c, p)$ if either (c', p') appears in a cycle with smaller index ($c' < c$) or in the same cycle but at an smaller position ($c' = c$ and $p' < p$). Similarly, $(c', p') \preceq (c, p)$ indicates that either $(c', p') \prec (c, p)$ or $(c', p') = (c, p)$.

Consider an arbitrary *uncoded placement* of the files in worker nodes' cache, and denote by \tilde{F}_j^i the bits of file F^i cached at W_j . Note that we do not make any assumption on the size or symmetry of \tilde{F}_j^i 's. Then, the cache contents of worker node W_j is given by $\mathcal{Z}_j = F^j \cup \bigcup_{i \neq j} \tilde{F}_j^i$, which is equivalent to

$$\mathcal{Z}_{(c,p)} = F^{(c,p)} \cup \left(\bigcup_{(c',p') \neq (c,p)} \tilde{F}_{(c,p)}^{(c',p')} \right), \quad (23)$$

using the positional labeling, where j is the worker node in the p th position of the c th cycle.

For a given file transition graph $\mathcal{G}(V, E)$, we introduce a virtual worker node W_\star equipped with a cache \mathcal{Z}_\star , in which we store

$$\begin{aligned} \mathcal{Z}_\star &= \left(\bigcup_{c \in [\gamma]} F^{(c,1)} \right) \cup \left(\bigcup_{\substack{c \in [\gamma] \\ p < \ell_c}} \left(\bigcup_{\substack{(c',p') \succ (c,p) \\ p' > 1}} \tilde{F}_{(c,p)}^{(c',p')} \right) \right) \\ &= \left(\bigcup_{c \in [\gamma]} F^{(c,1)} \right) \cup \left(\bigcup_{\substack{c \in [\gamma] \\ p > 1}} \left(\bigcup_{\substack{(c',p') \prec (c,p) \\ p' < \ell_{c'} }} \tilde{F}_{(c',p')}^{(c,p)} \right) \right). \end{aligned} \quad (24)$$

⁵The selection of the order of cycles, as well as the starting position within each cycle, is arbitrary.

⁶We define $(c, \ell_c + 1) = (c, 1)$ for the sake of consistency.

In order to prove the optimality of the proposed coded shuffling scheme, we first show that the broadcast message \mathcal{X} and the cache contents of the virtual worker node suffice to decode all the files (Lemma 4). Then, we lower bound the size of the broadcast message by upper bounding the size of the data cached at the virtual worker node (Lemma 5 and Lemma 6).

Lemma 4. *For any file transition graph G , given the cache contents \mathcal{Z}_* of the virtual worker node W_* and the broadcast message \mathcal{X} , all files in the data shuffling system can be decoded, that is*

$$H(\{F^i\}_{i=1}^K | \mathcal{X}, \mathcal{Z}_*) = 0. \quad (25)$$

We refer to Appendix D for the proof of Lemma 4.

For a file F^i and a subset of worker nodes $\mathcal{J} \subseteq [K] \setminus \{i\}$, we define the size of a union of bits of F^i that are cached at worker nodes in \mathcal{J} as $\mu_{\mathcal{J}}^i = \left| \bigcup_{j \in \mathcal{J}} \tilde{F}_j^i \right|$. For a given integer α , let μ_α denote the average (over files and worker nodes) size of a set of union of bits that are cached in the excess storage of α worker nodes, that is,

$$\mu_\alpha = \frac{1}{K \binom{K-1}{\alpha}} \sum_{i \in [K]} \sum_{\substack{\mathcal{J} \subseteq [K] \setminus i, \\ |\mathcal{J}| = \alpha}} \mu_{\mathcal{J}}^i = \frac{1}{K \binom{K-1}{\alpha}} \sum_{i \in [K]} \sum_{\substack{\mathcal{J} \subseteq [K] \setminus i, \\ |\mathcal{J}| = \alpha}} \left| \bigcup_{j \in \mathcal{J}} \tilde{F}_j^i \right|. \quad (26)$$

Next, the communication load for an instance of the shuffling problem, determined by a graph $\mathcal{G}(V, E)$, can be lower bounded in terms of μ_i 's as follows.

Lemma 5. *For a data shuffling problem determined by a file transition graph $\mathcal{G}(V, E)$, the communication load R is lower bounded by*

$$R(\mathcal{G}) \geq K - \gamma - \sum_{i=1}^{K-\gamma} \mu_i. \quad (27)$$

We refer to Appendix E for the proof of Lemma 5.

Before we continue with the formal proof, we present the essence of our argument and the defined notation through an illustrative example.

Example 4 (The Proof of Optimality): *Consider a data shuffling system with $K = 6$ worker nodes, and $N = 6$ files, namely $\{F^1, F^2, F^3, F^4, F^5, F^6\}$. We assume worker node i is processing F^i at time t . Moreover, the file assignments for iteration $t + 1$ are given by $d(1) = 2$, $d(2) = 3$, $d(3) = 1$, $d(4) = 4$, $d(5) = 6$, and $d(6) = 5$. The file transition graph of the problem is depicted by Fig. 8, that consists of $\gamma = 3$ cycles, with cycle lengths $(\ell_1, \ell_2, \ell_3) = (3, 1, 2)$. Hence, the nodes are labeled using the (c, p) notation as follows: $1 \leftrightarrow (1, 1)$, $2 \leftrightarrow (1, 2)$, $3 \leftrightarrow (1, 3)$, $4 \leftrightarrow (2, 1)$, $5 \leftrightarrow (3, 1)$, and $6 \leftrightarrow (3, 2)$. The cache contents of the virtual worker node will be*

$$\mathcal{Z}_* = \left\{ F^{(1,1)}, F^{(2,1)}, F^{(3,1)} \right\} \cup \left\{ \tilde{F}_{(1,1)}^{(1,2)}, \tilde{F}_{(1,1)}^{(1,3)}, \tilde{F}_{(1,2)}^{(1,3)}, \tilde{F}_{(1,1)}^{(3,2)}, \tilde{F}_{(1,2)}^{(3,2)}, \tilde{F}_{(3,1)}^{(3,2)} \right\},$$

Next, we argue that given \mathcal{Z}_* and \mathcal{X} , the virtual worker node is able to decode all files as follows:

- W_* has the entire files $F^{(1,1)}$, $F^{(2,1)}$, and $F^{(3,1)}$, i.e., $H(F^{(1,1)}, F^{(2,1)}, F^{(3,1)} | \mathcal{Z}_*) = 0$.
- It also has the entire data cached at W_1 , that is $\mathcal{Z}_1 = \left\{ F^{(1,1)}, \tilde{F}_{(1,1)}^{(1,2)}, \tilde{F}_{(1,1)}^{(1,3)}, \tilde{F}_{(1,1)}^{(2,1)}, \tilde{F}_{(1,1)}^{(3,1)}, \tilde{F}_{(1,1)}^{(3,2)} \right\}$. Hence, it can decode $d(1) = F^{(1,2)}$ from $(\mathcal{Z}_1, \mathcal{X})$, which implies $H(F^{(1,2)} | \mathcal{Z}_*, \mathcal{X}) = 0$.

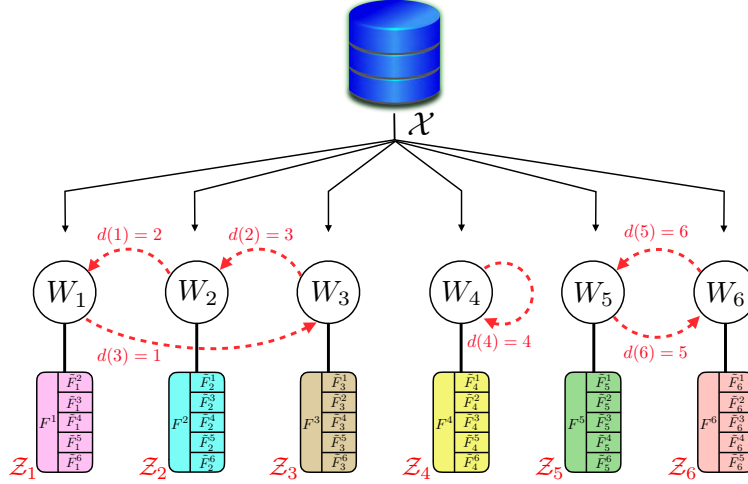


Fig. 8. The file transition graph, along with the cache organization of worker nodes, for a data Shuffling system with $N = K = 6$, and $\gamma = 3$.

- Then, having $F^{(1,2)}$ decoded, the virtual worker node has the entire content of \mathcal{Z}_2 which, together with \mathcal{X} , suffices to decode the file assigned to W_2 , which is $d(2) = 3 \leftrightarrow (1, 3)$. That is, $H(F^{(1,3)} | \mathcal{Z}_*, \mathcal{X}, F^{(1,2)}) = 0$.
- Finally, since files $F^{(1,1)}$, $F^{(2,1)}$, $F^{(3,1)}$ and $\tilde{F}_{(3,1)}^{(3,2)}$ are in \mathcal{Z}_* , and files $F^{(1,2)}$, $F^{(1,3)}$ are decoded, the virtual worker node has the entire \mathcal{Z}_5 . Hence, the only remaining file $F^{(3,2)}$ can be recovered from $(\mathcal{Z}_5, \mathcal{X})$ since $d(5) = 6 \leftrightarrow (3, 2)$. This implies $H(F^{(3,2)} | \mathcal{Z}_*, \mathcal{X}, F^{(1,2)}, F^{(1,3)}) = 0$.

This argument shows that

$$\begin{aligned}
 6 &= H(F^1, F^2, F^3, F^4, F^5, F^6) \\
 &\leq H(\mathcal{X}, \mathcal{Z}_*) \\
 &\leq H(\mathcal{X}) + H(F^1) + H(F^4) + H(F^5) + H(\tilde{F}_1^2) + H(\tilde{F}_1^3, \tilde{F}_2^3) + H(\tilde{F}_1^6, \tilde{F}_2^6, \tilde{F}_5^6)
 \end{aligned} \tag{28}$$

which implies

$$R = H(\mathcal{X}) \geq 3 - \left(H(\tilde{F}_1^2) + H(\tilde{F}_1^3, \tilde{F}_2^3) + H(\tilde{F}_1^6, \tilde{F}_2^6, \tilde{F}_5^6) \right). \tag{29}$$

We will further bound the remaining entropies using some set theoretic argument. \blacklozenge

Finally, we seek an upper bound on μ_i 's using a set theoretic argument, as stated in the following lemma.

Lemma 6. The variables μ_i 's introduced in (26) satisfy

$$\mu_i \leq 1 - \frac{\binom{K-i-1}{S-1}}{\binom{K-1}{S-1}}. \tag{30}$$

for $\alpha \in \{0, 1, 2, \dots, K-1\}$.

The proof of this lemma is presented in Appendix F. Having the three lemmas above, we are ready to prove the optimality of the proposed coded shuffling scheme.

Proof of Theorem 3: We start with Lemma 5, and use Lemma 6 to upper bound μ_i 's. We have

$$\begin{aligned}
R(\mathcal{G}) &\geq K - \gamma - \sum_{i=1}^{K-\gamma} \mu_i \\
&\geq K - \gamma - \left[K - \gamma - \sum_{i=1}^{K-\gamma} \frac{\binom{K-i-1}{S-1}}{\binom{K-1}{S-1}} \right] \\
&= \frac{1}{\binom{K-1}{S-1}} \sum_{i=1}^{K-\gamma} \binom{K-i-1}{S-1} \\
&= \frac{1}{\binom{K-1}{S-1}} \sum_{j=\gamma-1}^{K-2} \binom{j}{S-1} \tag{31}
\end{aligned}$$

$$\begin{aligned}
&= \frac{1}{\binom{K-1}{S-1}} \left[\sum_{j=0}^{K-2} \binom{j}{S-1} - \sum_{j=0}^{\gamma-2} \binom{j}{S-1} \right] \\
&= \frac{1}{\binom{K-1}{S-1}} \left[\binom{K-1}{S} - \binom{\gamma-1}{S} \right]. \tag{32}
\end{aligned}$$

This completes the proof of Theorem 3. ■

VI. CODED SHUFFLING SCHEME FOR GENERAL SETTING ($N \geq K$)

We shift our attention to the general and practical setting of the data shuffling problem when $N \geq K$. We assume N/K , the number of files to be processed by each worker node, is integer. Furthermore, unless otherwise mentioned, we assume $S/(N/K)$ is integer.

A. A Universal Delivery Scheme for General Setting: Proof of Theorem 4

We extend the achievable scheme proposed in Section IV-C for the canonical setting ($N = K$) in order to develop an achievable scheme for the general setting of the shuffling problem when $N \geq K$. To this end, we follow the cache placement scheme proposed in Section III. Then, for the delivery phase, we *decompose* the data shuffling problem into N/K instances of sub-problems, where each sub-problem consists of K worker nodes, K files, and cache size of $\widehat{S} = S/(N/K)$ per worker node. Therefore, the resulting sub-problems lie in the class of the canonical setting discussed earlier in Section IV.

Recall from Section II that the file transition graph is defined as a directed graph $\mathcal{G}(V, E)$, where an edge $e_j = (i, \ell) \in E$ with $j \in [N]$ indicates that $j \in u(i) \cap d(\ell)$, i.e., file F^j is being processed by worker node W_i at iteration t , and will be processed by worker node W_ℓ at iteration $t+1$. Since each worker node processes N/K files at every iteration of the distributed algorithm, the directed graph $\mathcal{G}(V, E)$ is regular since the in-degree and out-degree of each vertex in V are N/K . The decomposition of the shuffling problem is inspired by decomposing the file transition graph. More precisely, we decompose $\mathcal{G}(V, E)$ into N/K subgraphs, namely $\mathcal{G}_i(V, E_i)$ for $i \in [N/K]$, such that each subgraph induces one *canonical* instance of the problem. The following lemma guarantees the existence of such a decomposition.

Lemma 7. *For any data shuffling problem with K worker nodes and N files (where K divides N), $\mathcal{G}(V, E)$ can be decomposed into N/K subgraphs $\mathcal{G}_i(V, E_i)$ with $|E_i| = K$, for $i \in [N/K]$, such that*

- For each subgraph $\mathcal{G}_i(V, E_i)$, the in-degree and out-degree of each vertex in V are 1.
- Each edge appears in exactly one subgraph, i.e., $E_i \cap E_j = \emptyset$ for any distinct pair of $i, j \in [N/K]$, and $\bigcup_{i=1}^{N/K} E_i = E$.

The proof of this lemma is based on Hall's theorem, and presented in Appendix G.

Each resulting subgraph $\mathcal{G}_i(V, E_i)$ induces a data shuffling system with K files (corresponding to the edges appear in the subgraph), K worker nodes, and storage capacity per worker node $\hat{S} = S/(N/K)$. Then, we can apply the universal coded shuffling scheme proposed in Section IV-C to achieve a delivery rate of $\binom{K-1}{\hat{S}}/\binom{K-1}{\hat{S}-1}$ for each sub-problem. As a result, an overall delivery rate of

$$R = \frac{N}{K} \frac{\binom{K-1}{\hat{S}}}{\binom{K-1}{\hat{S}-1}}$$

is achievable for any file transition graph. This completes the proof of Theorem 4. \blacksquare

The scheme is proved to be optimal for the *worst-case shuffling scenario* with K worker nodes and N files in Section VI-D.

B. A Graph-Based Delivery Scheme for General Setting

The delivery scheme proposed in Section VI-A is based on applying the universal delivery scheme on each subgraph of the file transition graph after decomposing it. We discussed in Section IV-C that the delivery rate obtained by this scheme can be sub-optimum, depending on the topology of the graph, and then we proposed an opportunistic approach to slash the delivery rate. Consequently, we can apply the graph-based delivery scheme of Section IV-C on each subgraph $\mathcal{G}_i(V, E_i)$, for $i \in [N/K]$, of the file transition graph, to reduce the delivery rate. Let γ_i be the number of cycles in the subgraph $\mathcal{G}_i(V, E_i)$. Theorem 2 implies that the delivery rate of $\frac{\binom{K-1}{\hat{S}} - \binom{\gamma_i-1}{\hat{S}}}{\binom{K-1}{\hat{S}-1}}$ is achievable for the i -th subgraph. Therefore, we have the following corollary.

Corollary 2. Consider a data shuffling system that processes N files using K worker nodes, each equipped with a cache of size S . Assume that the file transition graph $\mathcal{G}(V, E)$ is decomposed into N/K subgraphs $\mathcal{G}_i(V, E_i)$, for $i \in [N/K]$, and denote by γ_i the number of cycles in subgraph \mathcal{G}_i . Then, a total delivery rate of

$$R = \sum_{i=1}^{N/K} \frac{\binom{K-1}{\hat{S}} - \binom{\gamma_i-1}{\hat{S}}}{\binom{K-1}{\hat{S}-1}} = \frac{1}{\binom{K-1}{\hat{S}-1}} \left(\frac{N}{K} \binom{K-1}{\hat{S}} - \sum_{i=1}^{N/K} \binom{\gamma_i-1}{\hat{S}} \right) \quad (33)$$

is achievable for the file assignments given by the file transition graph.

Next, we explain the details of the proposed shuffling schemes through an illustrative example.

C. An Illustrative Example

Example 5: We consider a data shuffling system with $K = 4$ worker nodes with cache size of $S = 4$ files, and $N = 8$ files, denoted by $\{F^1, F^2, F^3, F^4, F^5, F^6, F^7, F^8\}$. For notational simplicity, we rename the files as $\{A, B, C, D, E, F, G, H\}$, respectively. Each worker node stores $N/K = 2$ files to process at iteration t , and caches $S - N/K = 2$ files in the excess storage part. Fig. 9(a) depicts the underlying file transition graph $\mathcal{G}(V, E)$. For

instance, worker node W_1 processes two files A and E at iteration t . At iteration $t+1$, file A will be again processed by W_1 , while file E will be processed by W_4 . Therefore, there are two directed edges outgoing from W_1 ; one from W_1 to W_1 (labeled by A), and the other from W_1 to W_4 (labeled by E). Fig. 9(b) depicts the cache organization of worker nodes at iteration t , along with the missing subfiles that need to be processed at iteration $t + 1$. Note that cache placement for the excess storage is symmetric across files and worker nodes, and does not depend on the file transition graph.

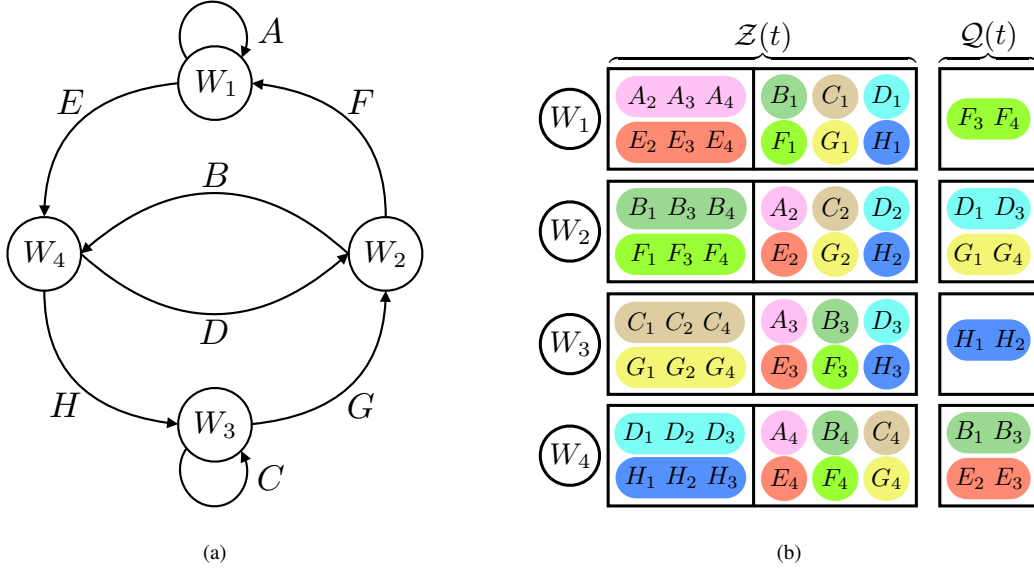


Fig. 9. Data Shuffling system with $N = 8$, $K = 4$ and $S = 4$. (a) The file transition graph $\mathcal{G}(V, E)$. (b) Cache organization of worker nodes at iteration t , along with the set of subfiles which are not available in the caches at iteration t and need to be processed at iteration $t + 1$.

After constructing of $\mathcal{G}(V, E)$, we decompose it into N/K subgraphs as discussed in Section VI-A. Fig. 10(a) shows a decomposition of $\mathcal{G}(V, E)$ into $N/K = 2$ subgraphs, designated \mathcal{G}_1 and \mathcal{G}_2 . Each of such subgraphs induces an instance of the coded shuffling problem with parameters $N_i = K = 4$, for $i \in \{1, 2\}$, and $\hat{S} = 2$. The corresponding cache contents and file assignments for the problems induced by \mathcal{G}_1 and \mathcal{G}_2 are given in Fig. 11. It is clear from Theorem 1 that a rate of $\binom{K-1}{\hat{S}} / \binom{K-1}{\hat{S}-1} = \binom{3}{2} / \binom{3}{1} = 1$ is achievable for each subgraph, and hence the total delivery rate is $R = R_1 + R_2 = 2$.

The delivery rate can be potentially reduced by exploiting the cycles in the subgraphs of file transition graph, and refraining from broadcasting redundant sub-messages. However, for subgraphs \mathcal{G}_1 and \mathcal{G}_2 with $\gamma_1 = \gamma_2 = 2$ cycles, there is no rate reduction due to a graph-based delivery scheme, since, according to Theorem 2, we have

$$R_1 = \frac{\binom{3}{2} - \binom{1}{2}}{\binom{3}{1}} = 1, \quad R_2 = \frac{\binom{3}{2} - \binom{1}{2}}{\binom{3}{1}} = 1,$$

and $R = R_1 + R_2 = 2$.

It is worth noting that the graph decomposition proposed here is not unique. In particular, another possible decomposition of $\mathcal{G}(V, E)$ is depicted in Fig. 10(b). Here, \mathcal{G}'_1 and \mathcal{G}'_2 are subgraphs obtained by decomposing \mathcal{G} ,

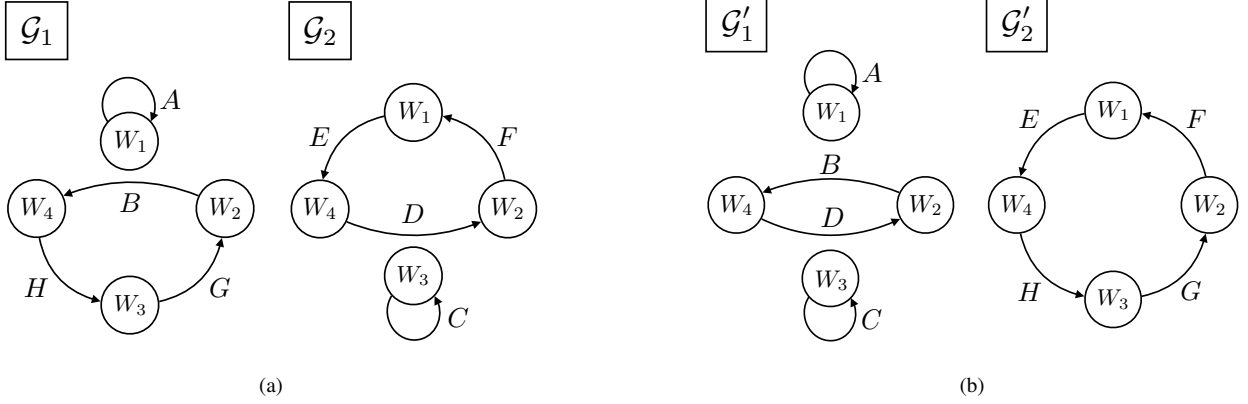


Fig. 10. (a) One possible decomposition of $\mathcal{G}(V, E)$, depicted in Fig. 9, into $N/K = 2$ subgraphs; \mathcal{G}_1 and \mathcal{G}_2 . (b) Another possible decomposition of $\mathcal{G}(V, E)$ into $N/K = 2$ subgraphs; \mathcal{G}'_1 and \mathcal{G}'_2 .

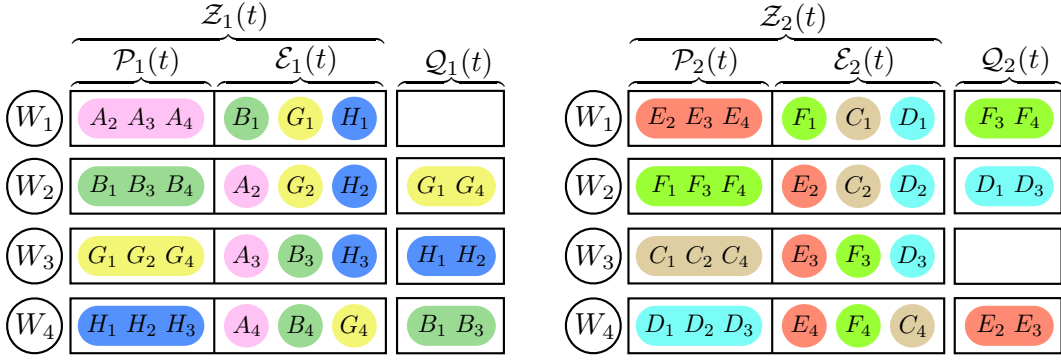


Fig. 11. Cache organization of worker nodes at iteration t , along with the set of subfiles which are not available in the caches at iteration t and need to be processed at iteration $t + 1$, for the two subgraphs; \mathcal{G}_1 and \mathcal{G}_2 , of the first decomposition, captured by Fig. 10(a), of $\mathcal{G}(V, E)$.

and they consist of $\gamma'_1 = 3$ and $\gamma'_2 = 1$ cycles, respectively. Therefore, applying the graph-based delivery scheme of Section IV-C, the delivery rates of the subgraphs are given by

$$R'_1 = \frac{\binom{3}{2} - \binom{2}{2}}{\binom{3}{1}} = \frac{2}{3}, \quad R'_2 = \frac{\binom{3}{1} - \binom{0}{1}}{\binom{3}{1}} = 1,$$

and $R' = R'_1 + R'_2 = 5/3 < R$. As a result, the second decomposition provides a lower communication load than the first decomposition. \blacklozenge

D. Optimality for the Worst Case Shuffling: Proof of Theorem 5

We prove the information-theoretic lower bound on the worst-case communication load $R_{\text{worst-case}}$ when $N \geq K$. To this end, we present one instance of the shuffling problem, for which the delivery rate of Theorem 4 is indeed required, and cannot be further reduced. This shows that the upper bound on the delivery rate given in Theorem 4 is optimum for such worst-case shuffling scenarios.

Let $\hat{S} = S/(N/K)$. At each iteration, each worker node processes N/K files out of the N files in the system. Hence, $|u(i)| = |d(i)| = N/K$ for $i \in [K]$. The shuffling scenario we consider here is given by $d(i) = u(i + 1)$

for $i \in \{1, 2, \dots, K-1\}$ and $d(K) = u(1)$, i.e., all the files being processed by one worker node at iteration t are assigned to another worker node at iteration $t+1$. Let us call the set of N/K files that are processed by W_i “a super-file”, denoted by Ξ_i , such that

$$\Xi_i = \{F^j : j \in u(i)\}, \quad \text{for } i \in [K]. \quad (34)$$

In order to establish a lower bound on the worst-case communication load, let us remodel the data shuffling system with N files (each of which is of size 1), K worker nodes (where each worker node processes N/K files), and storage capacity per worker node S (where each storage unit stores 1 file) to a data shuffling system with K super-files, denoted by $\{\Xi_1, \Xi_2, \dots, \Xi_K\}$ (each of which is of size N/K), K worker nodes (where each worker node processes 1 super-file), and storage capacity per worker node \hat{S} (where each storage unit stores 1 super-file). Consequently, the remodeled data shuffling system boils down to one where the number of super-files is equal to the number of worker nodes. Moreover, the file transition graph of the resulting system consists of only one cycle (i.e., $\gamma = 1$). From Theorem 3, the lower bound on the communication load R of this problem is given by

$$R \geq \frac{N}{K} \frac{\binom{K-1}{\hat{S}} - \binom{1-1}{\hat{S}-1}}{\binom{K-1}{\hat{S}-1}} = \frac{N}{K} \frac{\binom{K-1}{\hat{S}}}{\binom{K-1}{\hat{S}-1}}, \quad (35)$$

where coefficient N/K captures the fact that the size of each super-file is N/K (as apposed to our general assumption that files are normalized to size 1).

The instance of the data shuffling problem discussed above shows that the upper bound of Theorem 4 is indeed the best universal upper bound, and there exist instances of the problem for which this bound is tight. Therefore, we can call such instances the *worst-case shuffling*, for which the delivery rate is given by

$$R_{\text{worst-case}} = \frac{N}{K} \frac{\binom{K-1}{\hat{S}}}{\binom{K-1}{\hat{S}-1}}.$$

This completes the proof of Theorem 5. ■

E. On the Sub-Optimality of Decomposition-Based Delivery

The delivery rate proposed in Corollary 2 depends on the decomposition of the file transition graph $\mathcal{G}(V, E)$. As discussed in Example 5, such decomposition is not unique. Therefore, one can minimize the delivery rate in (33) by exhaustively searching over all possible decompositions of the file transition graph $\mathcal{G}(V, E)$. A natural question is whether the delivery rate obtained by such a best decomposition is optimum.

In the following example, we show that the answer to this question is “No”, and a decomposition-based delivery scheme can be sub-optimum for a general file transition graph. Consider a data shuffling system with $K = 5$ worker nodes, and $N = 10$ files, denoted by $\{A, B, C, D, E, F, G, H, H, I, J\}$. The cache available at each worker node is $S = 2$, i.e., $\hat{S} = S/(N/K) = 1$, which implies that there is no excess storage. The file transition graph of this problem is depicted in Fig 12(a). It turns out that there is only one possible decomposition of this graph, shown in Fig. 12(b), that satisfies the conditions given in Section VI-A. It is clear that each subgraph has only one cycle, i.e., $\gamma_1 = \gamma_2$. Hence, from Corollary 2, the delivery rate is given by

$$R = \frac{\binom{K-1}{\hat{S}} - \binom{\gamma_1-1}{\hat{S}-1}}{\binom{K-1}{\hat{S}-1}} + \frac{\binom{K-1}{\hat{S}} - \binom{\gamma_2-1}{\hat{S}-1}}{\binom{K-1}{\hat{S}-1}} = \frac{\binom{4}{1} - \binom{0}{1}}{\binom{4}{0}} + \frac{\binom{4}{1} - \binom{0}{1}}{\binom{4}{0}} = 8.$$

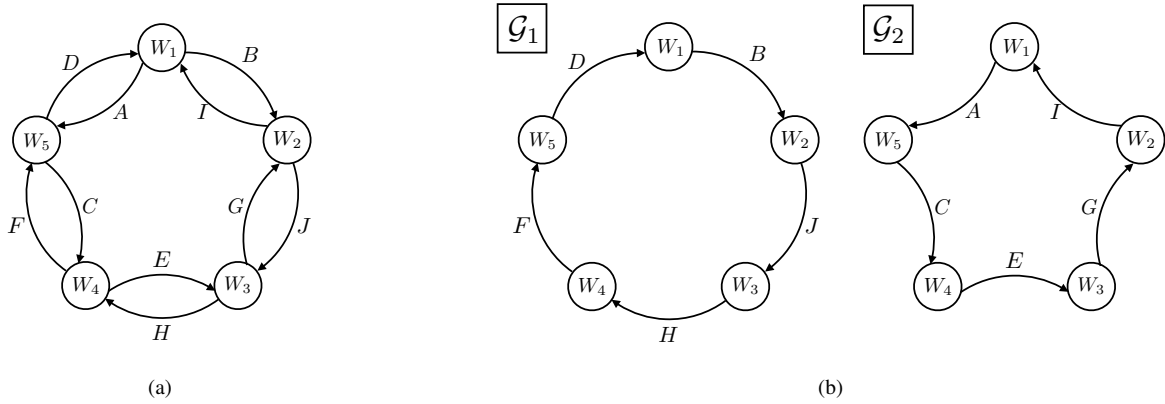


Fig. 12. Data Shuffling system with $N = 10$, $K = 5$ and $S = 2$. (a) The file transition graph $\mathcal{G}(V, E)$. (b) Decomposition of $\mathcal{G}(V, E)$ into $N/K = 2$ subgraphs; \mathcal{G}_1 and \mathcal{G}_2 .

Now, let us consider an alternative transmission strategy as follows:

$$\mathcal{X} = \{A \oplus D, B \oplus I, C \oplus F, E \oplus H, G \oplus J\}.$$

It is easy to check that all the worker nodes can recover their assigned files from their cache contents and \mathcal{X} . Since we transmit 5 sub-messages, each of which is of size 1, then the corresponding delivery rate is $R = 5$, which is strictly less than $R = 8$, can be achieved. Indeed, this delivery scheme is inspired by a different decomposition of the graph $\mathcal{G}(V, E)$, as depicted in Fig. 13. This decomposition consists of 5 subgraphs, and the corresponding data shuffling problems do not lie in the class of canonical problems discussed in Section VI-A. This example shows that the upper bound on the delivery rate, given in Corollary 2, is loose in general.

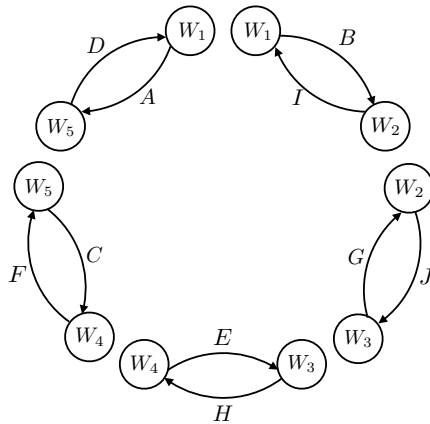


Fig. 13. A different decomposition of the file transition graph $\mathcal{G}(V, E)$, shown in Fig.12(a).

VII. CONCLUSION

In this paper, we proposed a novel deterministic coded shuffling scheme which improves the state of the art by achieving a lower communication load for any shuffling when the number of files is equal to the number of worker nodes. Furthermore, the optimality of the proposed coded shuffling scheme was demonstrated through a matching converse proof. We showed that the placement phase of the proposed scheme, assuming uncoded prefetching, is optimal. Then, we exploited this canonical setting as a building block, and proposed a shuffling strategy for the general problem setting when the number of files is greater than or equal to the number of worker nodes. Moreover, we proved that the delivery rate is optimum for worst-case shuffling. The characterization of the optimum trade-off for a given file transition graph is, however, still an open problem.

Promising directions for future research include the following. To complete our understanding of the problem, a topic of future work is to characterize the exact rate-memory tradeoff for any shuffling for the general setting of the shuffling problem. Moreover, in this work, we optimized the communication load of the data shuffling procedure for any two consecutive iterations, i.e., one-round shuffling. A more general framework consists of multiple consecutive shuffling iterations, and the design of a shuffling mechanism in order to achieve an enhanced overall delivery rate would be of practical interest.

APPENDIX A

PROOF OF LEMMA 1

We will prove that all the subfiles intended for W_ℓ , $\ell \in [K-1]$, can be recovered from the family of broadcast sub-messages \mathcal{X} and cache contents \mathcal{Z}_ℓ . Recall that all such subfiles are indexed by $F_\Gamma^{d(\ell)}$ for some $\Gamma \subseteq [K] \setminus \{\ell, d(\ell)\}$ with $|\Gamma| = S-1$, otherwise either the subfile is already cached at the worker node (when $\ell \in \Gamma$), or the subfile is zero (if $d(\ell) \in \Gamma$). We distinguish the following two cases.

A. $K \notin \Gamma$

The condition $K \notin \Gamma$ implies that $\{\ell\} \cup \Gamma \subseteq [K-1]$ and $|\{\ell\} \cup \Gamma| = S$. Hence, $X_{\{\ell\} \cup \Gamma} \in \mathcal{X}$, as defined in (12), i.e., $X_{\{\ell\} \cup \Gamma}$ is one of the sub-messages broadcast by the master node. We can recover $F_\Gamma^{d(\ell)}$ from $X_{\{\ell\} \cup \Gamma}$ as follows:

$$X_{\{\ell\} \cup \Gamma} = \bigoplus_{i \in \{\ell\} \cup \Gamma} \left(F_{(\{\ell\} \cup \Gamma) \setminus \{i\}}^i \oplus F_{(\{\ell\} \cup \Gamma) \setminus \{d(i)\}}^{d(i)} \oplus \left(\bigoplus_{j \in [K] \setminus (\{\ell\} \cup \Gamma)} F_{(\{j, \ell\} \cup \Gamma) \setminus \{i, d(i)\}}^{d(i)} \right) \right) = \bigoplus_{i \in \{\ell\} \cup \Gamma} Y_i, \quad (36)$$

where we denote the summand for i by Y_i .

- First note that if $i \neq \ell$ and $d(i) \neq \ell$ then we have $\ell \in (\{\ell\} \cup \Gamma) \setminus \{i\}$, $\ell \in (\{\ell\} \cup \Gamma) \setminus \{d(i)\}$, and $\ell \in (\{j, \ell\} \cup \Gamma) \setminus \{i, d(i)\}$. Hence, each term in

$$Y_i = F_{(\{\ell\} \cup \Gamma) \setminus \{i\}}^i \oplus F_{(\{\ell\} \cup \Gamma) \setminus \{d(i)\}}^{d(i)} \oplus \left(\bigoplus_{j \in [K] \setminus (\{\ell\} \cup \Gamma)} F_{(\{j, \ell\} \cup \Gamma) \setminus \{i, d(i)\}}^{d(i)} \right)$$

exists in the excess storage of worker node ℓ (see definition of \mathcal{E}_ℓ in (10)) and hence Y_i can be removed from $X_{\{\ell\} \cup \Gamma}$ using the cache \mathcal{Z}_ℓ .

- Next, for i with $i \neq \ell$ but $d(i) = \ell$ we have $\ell \in (\{\ell\} \cup \Gamma) \setminus \{i\}$ which implies $F_{(\{\ell\} \cup \Gamma) \setminus \{i\}}^i \in \mathcal{E}_\ell \subset \mathcal{Z}_\ell$. Moreover, from $d(i) = \ell$ we have

$$\begin{aligned} Y_i &= F_{(\{\ell\} \cup \Gamma) \setminus \{i\}}^i \oplus F_{(\{\ell\} \cup \Gamma) \setminus \{d(i)\}}^{d(i)} \oplus \left(\bigoplus_{j \in [K] \setminus (\{\ell\} \cup \Gamma)} F_{(\{j, \ell\} \cup \Gamma) \setminus \{i, d(i)\}}^{d(i)} \right) \\ &= \underbrace{F_{(\{\ell\} \cup \Gamma) \setminus \{i\}}^i}_{\in \mathcal{E}_\ell} \oplus \underbrace{F_\Gamma^\ell}_{\in \mathcal{P}^\ell} \oplus \left(\bigoplus_{j \in [K] \setminus (\{\ell\} \cup \Gamma)} \underbrace{F_{(\{j\} \cup \Gamma) \setminus \{i\}}^\ell}_{\in \mathcal{P}^\ell} \right) \end{aligned}$$

which shows Y_i can be fully removed using the cache contents \mathcal{Z}_ℓ .

- Finally, for $i = \ell$ with $d(i) \neq \ell$, we have

$$\begin{aligned} Y_i &= F_{(\{\ell\} \cup \Gamma) \setminus \{i\}}^i \oplus F_{(\{\ell\} \cup \Gamma) \setminus \{d(i)\}}^{d(i)} \oplus \bigoplus_{j \in [K] \setminus (\{\ell\} \cup \Gamma)} F_{(\{j, \ell\} \cup \Gamma) \setminus \{i, d(i)\}}^{d(i)} \\ &= F_\Gamma^\ell \oplus F_{(\{\ell\} \cup \Gamma) \setminus \{d(\ell)\}}^{d(\ell)} \oplus \bigoplus_{j \in [K] \setminus (\{\ell\} \cup \Gamma)} F_{(\{j\} \cup \Gamma) \setminus \{d(\ell)\}}^{d(\ell)} \\ &= F_\Gamma^\ell \oplus \bigoplus_{j \in [K] \setminus \Gamma} \underbrace{F_{(\{j\} \cup \Gamma) \setminus \{d(\ell)\}}^{d(\ell)}}_{=0 \text{ if } d(\ell) \notin \{j\} \cup \Gamma} \\ &= F_\Gamma^\ell \oplus \bigoplus_{j=d(\ell)} F_{(\{j\} \cup \Gamma) \setminus \{d(\ell)\}}^{d(\ell)} \tag{37} \\ &= F_\Gamma^\ell \oplus F_\Gamma^{d(\ell)}, \tag{38} \end{aligned}$$

where in (37) we have used the fact that $F_{(\{j\} \cup \Gamma) \setminus \{d(\ell)\}}^{d(\ell)}$ is non-zero only if $d(\ell) \in \{j\} \cup \Gamma$, because otherwise $|(\{j\} \cup \Gamma) \setminus \{d(\ell)\}| = S > S - 1$. On the other hand, we know $d(\ell) \notin \Gamma$. Therefore, the only non-zero term is the one corresponding to $j = d(\ell)$. Also note that $F_\Gamma^\ell \in \mathcal{P}^\ell$ exists in the cache of worker node ℓ .

Therefore, $X_{\{\ell\} \cup \Gamma}$ can be written as

$$X_{\{\ell\} \cup \Gamma} = \zeta_0 + F_\Gamma^{d(\ell)}$$

where the interference term ζ_0 can be completely removed using the cache contents \mathcal{Z}_ℓ . This implies $F_\Gamma^{d(\ell)}$ can be recovered from the received sub-message $X_{\{\ell\} \cup \Gamma}$ and cache contents of W_ℓ .

B. $K \in \Gamma$

When Γ is a set of indices that includes K , the desired subfile cannot be directly recovered from one single transmit sub-message, since the proposed broadcast strategy does not send any sub-message X_Δ with $K \in \Delta$. However, we will show that $F_\Gamma^{d(\ell)}$ can be still recovered from the summation of subfiles from the cache contents and previously sub-messages decoded by W_ℓ . Define $\tilde{\Gamma} = (\Gamma \setminus \{K\}) \cup \{d(\ell)\}$. Recall that we assume $d(\ell) \neq K$, otherwise $F_\Gamma^{d(\ell)} = 0$ is a dummy subfile. This implies $|\{\ell\} \cup \tilde{\Gamma}| = S$. Then we have

$$X_{\{\ell\} \cup \tilde{\Gamma}} = \bigoplus_{i \in \{\ell\} \cup \tilde{\Gamma}} \left(F_{(\{\ell\} \cup \tilde{\Gamma}) \setminus \{i\}}^i \oplus F_{(\{\ell\} \cup \tilde{\Gamma}) \setminus \{d(i)\}}^{d(i)} \oplus \left(\bigoplus_{j \in [K] \setminus (\{\ell\} \cup \tilde{\Gamma})} F_{(\{j, \ell\} \cup \tilde{\Gamma}) \setminus \{i, d(i)\}}^{d(i)} \right) \right) = \bigoplus_{i \in \{\ell\} \cup \tilde{\Gamma}} Y_i, \tag{39}$$

where Y_i is the summand for the corresponding i in (36). Similar to Appendix A-A, we can identify the following cases.

- If i is such that $i \neq \ell$ and $d(i) \neq \ell$, then $\ell \in (\{\ell\} \cup \tilde{\Gamma}) \setminus \{i\}$, $\ell \in (\{\ell\} \cup \tilde{\Gamma}) \setminus \{d(i)\}$ and $\ell \in (\{j, \ell\} \cup \tilde{\Gamma}) \setminus \{i, d(i)\}$, i.e., all the subfiles added in Y_i are indexed by a set that includes ℓ . All such subfiles are cached in \mathcal{Z}_ℓ (see (8)), and hence Y_i can be reconstructed and removed from the summation in (36).
- For i with $d(i) = \ell$ but $i \neq \ell$, we have

$$Y_i = \underbrace{F_{\{\ell\} \cup \tilde{\Gamma} \setminus \{i\}}^i}_{\in \mathcal{E}_\ell} \oplus \underbrace{F_{\tilde{\Gamma}}^\ell}_{\in \mathcal{P}^\ell} \oplus \left(\bigoplus_{j \in [K] \setminus (\{\ell\} \cup \tilde{\Gamma})} \underbrace{F_{\{\ell, j\} \cup \tilde{\Gamma} \setminus \{i, d(i)\}}^\ell}_{\in \mathcal{P}^\ell} \right),$$

which implies the entire Y_i can be reconstructed from

- Finally, for $i = \ell$ with $d(i) \neq i$, we can simplify Y_i as

$$\begin{aligned} Y_i &= F_{\tilde{\Gamma}}^\ell \oplus F_{(\{\ell\} \cup \tilde{\Gamma}) \setminus \{d(\ell)\}}^{d(\ell)} \oplus \left(\bigoplus_{j \in [K] \setminus (\{\ell\} \cup \tilde{\Gamma})} F_{(\{j\} \cup \tilde{\Gamma}) \setminus \{d(\ell)\}}^{d(\ell)} \right) \\ &= F_{\tilde{\Gamma}}^\ell \oplus \left(\bigoplus_{j \in [K] \setminus \tilde{\Gamma}} F_{(\{j\} \cup \tilde{\Gamma}) \setminus \{d(\ell)\}}^{d(\ell)} \right) \end{aligned} \quad (40)$$

$$= F_{\tilde{\Gamma}}^\ell \oplus \left(\bigoplus_{j \in [K-1] \setminus \tilde{\Gamma}} F_{(\{j\} \cup \tilde{\Gamma}) \setminus \{d(\ell)\}}^{d(\ell)} \right) \oplus \left(\bigoplus_{j=K} F_{(\{j\} \cup \tilde{\Gamma}) \setminus \{d(\ell)\}}^{d(\ell)} \right) \quad (41)$$

$$= F_{\tilde{\Gamma}}^\ell \oplus \left(\bigoplus_{j \in [K-1] \setminus \tilde{\Gamma}} F_{(\{j\} \cup \tilde{\Gamma}) \setminus \{d(\ell)\}}^{d(\ell)} \right) \oplus F_{\tilde{\Gamma}}^{d(\ell)} \quad (42)$$

where in (40) we have merged two summations over $j = \ell$ and $j \in [K] \setminus (\{\ell\} \cup \tilde{\Gamma})$, and again split it to $j \in [K-1] \setminus \tilde{\Gamma}$ and $j = K$ in (41). In (42), we use the fact that

$$(\{K\} \cup \tilde{\Gamma}) \setminus \{d(\ell)\} = (\{K, d(\ell)\} \cup \Gamma \setminus \{K\}) \setminus \{d(\ell)\} = \Gamma.$$

Also note that $F_{\tilde{\Gamma}}^\ell \in \mathcal{P}^\ell \subseteq \mathcal{Z}_\ell$.

Therefore, we get

$$X_{\{\ell\} \cup \tilde{\Gamma}} = \zeta_1 + \underbrace{\left(\bigoplus_{j \in [K-1] \setminus \tilde{\Gamma}} F_{(\{j\} \cup \tilde{\Gamma}) \setminus \{d(\ell)\}}^{d(\ell)} \right)}_{\text{already decoded}} + F_{\tilde{\Gamma}}^{d(\ell)}$$

where ζ_1 is the sum of some subfiles that are cached in \mathcal{Z}_ℓ . Note that all subfiles in the second term are indexed by sets $(\{j\} \cup \tilde{\Gamma}) \setminus \{d(\ell)\}$ which do not include K , and hence already decoded by W_ℓ as explained in Appendix A-A. Thus, the desired subfile $F_{\tilde{\Gamma}}^{d(\ell)}$ can be recovered from $X_{\{\ell\} \cup \tilde{\Gamma}}$ by removing the interference using cached data (interference suppression), as well as the previously decoded subfiles (successive interference cancellation). This completes the proof of Lemma 1. \blacksquare

APPENDIX B PROOF OF LEMMA 2

We will show the decodability of subfiles assigned to the ignored worker node W_K by the master node at iteration $t + 1$. More precisely, we need to show $F^{d(K)}$ can be recovered from $(\mathcal{X}, \mathcal{Z}_K)$. First, note that if $d(K) = K$,

then $F^{d(K)} = F^K$ is already cached at W_K and the claim clearly holds. Next, note that the subfiles of $F^{d(K)}$ indexed by Γ with $K \in \Gamma$ are cached in $\mathcal{E}_K^{d(K)} = \{F_\Gamma^{d(K)} : K \in \Gamma, \Gamma \subseteq [K] \setminus \{d(K)\}, |\Gamma| = S-1\}$. Therefore, we can assume $d(K) \neq K$ and restrict our attention to $F_\Gamma^{d(K)}$ with $K \notin \Gamma$. Worker node W_K can sum the received sub-messages $X_{\{\ell\} \cup \Gamma}$ over all $\ell \in [K-1] \setminus \Gamma$ to obtain

$$\begin{aligned}
& \bigoplus_{\ell \in [K-1] \setminus \Gamma} X_{\{\ell\} \cup \Gamma} \\
&= \bigoplus_{\ell \in [K-1] \setminus \Gamma} \bigoplus_{i \in \{\ell\} \cup \Gamma} \left(F_{(\{\ell\} \cup \Gamma) \setminus \{i\}}^i \oplus F_{(\{\ell\} \cup \Gamma) \setminus \{d(i)\}}^{d(i)} \oplus \bigoplus_{j \in [K] \setminus (\{\ell\} \cup \Gamma)} F_{(\{j\} \cup \{\ell\} \cup \Gamma) \setminus \{i, d(i)\}}^{d(i)} \right) \\
&= \bigoplus_{\ell \in [K-1] \setminus \Gamma} \bigoplus_{i \in \Gamma} \left(F_{(\{\ell\} \cup \Gamma) \setminus \{i\}}^i \oplus F_{(\{\ell\} \cup \Gamma) \setminus \{d(i)\}}^{d(i)} \oplus \bigoplus_{j \in [K] \setminus (\{\ell\} \cup \Gamma)} F_{(\{j, \ell\} \cup \Gamma) \setminus \{i, d(i)\}}^{d(i)} \right) \\
&\quad \oplus \bigoplus_{\ell \in [K-1] \setminus \Gamma} \left(F_{(\{\ell\} \cup \Gamma) \setminus \{\ell\}}^\ell \oplus F_{(\{\ell\} \cup \Gamma) \setminus \{d(\ell)\}}^{d(\ell)} \oplus \bigoplus_{j \in [K] \setminus (\{\ell\} \cup \Gamma)} F_{(\{j, \ell\} \cup \Gamma) \setminus \{\ell, d(\ell)\}}^{d(\ell)} \right) \tag{43} \\
&= \bigoplus_{i \in \Gamma} \left(\left(\bigoplus_{\ell \in [K-1] \setminus \Gamma} F_{(\{\ell\} \cup \Gamma) \setminus \{i\}}^i \right) \oplus \left(\bigoplus_{\ell \in [K-1] \setminus \Gamma} F_{(\{\ell\} \cup \Gamma) \setminus \{d(i)\}}^{d(i)} \right) \oplus \left(\bigoplus_{\ell \in [K-1] \setminus \Gamma} \bigoplus_{j \in [K] \setminus (\{\ell\} \cup \Gamma)} F_{(\{j, \ell\} \cup \Gamma) \setminus \{i, d(i)\}}^{d(i)} \right) \right) \\
&\quad \oplus \bigoplus_{\ell \in [K-1] \setminus \Gamma} \left(F_\Gamma^\ell \oplus F_{(\{\ell\} \cup \Gamma) \setminus \{d(\ell)\}}^{d(\ell)} \oplus \left(\bigoplus_{j \in [K] \setminus (\{\ell\} \cup \Gamma)} F_{(\{j\} \cup \Gamma) \setminus \{d(\ell)\}}^{d(\ell)} \right) \right) \tag{44} \\
&= \underbrace{\left(\bigoplus_{i \in \Gamma} \bigoplus_{\ell \in [K-1] \setminus \Gamma} F_{(\{\ell\} \cup \Gamma) \setminus \{i\}}^i \right)}_{\text{Term}_1} \oplus \underbrace{\left(\bigoplus_{i \in \Gamma} \bigoplus_{\ell \in [K-1] \setminus \Gamma} F_{(\{\ell\} \cup \Gamma) \setminus \{d(i)\}}^{d(i)} \right)}_{\text{Term}_2} \\
&\quad \oplus \underbrace{\left(\bigoplus_{i \in \Gamma} \bigoplus_{\ell \in [K-1] \setminus \Gamma} \bigoplus_{j \in [K] \setminus (\{\ell\} \cup \Gamma)} F_{(\{j, \ell\} \cup \Gamma) \setminus \{i, d(i)\}}^{d(i)} \right)}_{\text{Term}_3} \oplus \underbrace{\left(\bigoplus_{\ell \in [K-1] \setminus \Gamma} F_\Gamma^\ell \right)}_{\text{Term}_4} \\
&\quad \oplus \underbrace{\left(\bigoplus_{\ell \in [K-1] \setminus \Gamma} \left(F_{(\{\ell\} \cup \Gamma) \setminus \{d(\ell)\}}^{d(\ell)} \oplus \left(\bigoplus_{j \in [K] \setminus (\{\ell\} \cup \Gamma)} F_{(\{j\} \cup \Gamma) \setminus \{d(\ell)\}}^{d(\ell)} \right) \right) \right)}_{\text{Term}_5}, \tag{45}
\end{aligned}$$

where the inner summation over $i \in \{\ell\} \cup \Gamma$ is broken into $i \in \Gamma$ and $i = \ell$ in (43). Moreover, the order of summation over ℓ and i is reversed in (44). Combining Term₂ and Term₅, we get

$$\begin{aligned}
& \text{Term}_2 \oplus \text{Term}_5 \\
&= \left(\bigoplus_{i \in \Gamma} \bigoplus_{\ell \in [K-1] \setminus \Gamma} F_{(\{\ell\} \cup \Gamma) \setminus \{d(i)\}}^{d(i)} \right) \oplus \left(\bigoplus_{\ell \in [K-1] \setminus \Gamma} \left(F_{(\{\ell\} \cup \Gamma) \setminus \{d(\ell)\}}^{d(\ell)} \oplus \left(\bigoplus_{j \in [K] \setminus (\{\ell\} \cup \Gamma)} F_{(\{j\} \cup \Gamma) \setminus \{d(\ell)\}}^{d(\ell)} \right) \right) \right) \\
&= \left(\bigoplus_{\ell \in \Gamma} \bigoplus_{j \in [K-1] \setminus \Gamma} F_{(\{j\} \cup \Gamma) \setminus \{d(\ell)\}}^{d(\ell)} \right) \oplus \left(\bigoplus_{\ell \in [K-1] \setminus \Gamma} \left(\bigoplus_{j \in [K] \setminus \Gamma} F_{(\{j\} \cup \Gamma) \setminus \{d(\ell)\}}^{d(\ell)} \right) \right) \tag{46}
\end{aligned}$$

$$\begin{aligned}
&= \left(\bigoplus_{j \in [K-1] \setminus \Gamma} \bigoplus_{\ell \in \Gamma} F_{(\{j\} \cup \Gamma) \setminus \{d(\ell)\}}^{d(\ell)} \right) \oplus \left(\bigoplus_{j \in [K] \setminus \Gamma} \bigoplus_{\ell \in [K-1] \setminus \Gamma} F_{(\{j\} \cup \Gamma) \setminus \{d(\ell)\}}^{d(\ell)} \right) \tag{47}
\end{aligned}$$

$$= \left(\bigoplus_{j \in [K-1] \setminus \Gamma} \bigoplus_{\ell \in \Gamma} F_{(\{j\} \cup \Gamma) \setminus \{d(\ell)\}}^{d(\ell)} \right) \oplus \left(\bigoplus_{j \in [K-1] \setminus \Gamma} \bigoplus_{\ell \in [K-1] \setminus \Gamma} F_{(\{j\} \cup \Gamma) \setminus \{d(\ell)\}}^{d(\ell)} \right) \oplus \left(\bigoplus_{\ell \in [K-1] \setminus \Gamma} F_{(\{K\} \cup \Gamma) \setminus \{d(\ell)\}}^{d(\ell)} \right) \quad (48)$$

$$= \left(\bigoplus_{j \in [K-1] \setminus \Gamma} \bigoplus_{\ell \in [K-1]} F_{(\{j\} \cup \Gamma) \setminus \{d(\ell)\}}^{d(\ell)} \right) \oplus \left(\bigoplus_{\ell \in [K-1] \setminus \Gamma} F_{(\{K\} \cup \Gamma) \setminus \{d(\ell)\}}^{d(\ell)} \right) \quad (49)$$

$$= \left(\bigoplus_{j \in [K-1] \setminus \Gamma} \bigoplus_{\ell \in [K]} F_{(\{j\} \cup \Gamma) \setminus \{d(\ell)\}}^{d(\ell)} \right) \oplus \left(\bigoplus_{j \in [K-1] \setminus \Gamma} F_{(\{j\} \cup \Gamma) \setminus \{d(K)\}}^{d(K)} \right) \oplus \left(\bigoplus_{\ell \in [K-1] \setminus \Gamma} F_{(\{K\} \cup \Gamma) \setminus \{d(\ell)\}}^{d(\ell)} \right) \quad (50)$$

$$= \bigoplus_{j \in [K-1] \setminus \Gamma} \left(\bigoplus_{u \in [K]} \underbrace{F_{(\{j\} \cup \Gamma) \setminus \{u\}}^u}_{=0 \text{ if } u \notin \{j\} \cup \Gamma} \right) \oplus \left(\bigoplus_{j \in [K-1] \setminus \Gamma} \underbrace{F_{(\{j\} \cup \Gamma) \setminus \{d(K)\}}^{d(K)}}_{=0 \text{ if } d(K) \notin \{j\} \cup \Gamma} \right) \oplus \left(\bigoplus_{\ell \in [K-1] \setminus \Gamma} F_{(\{K\} \cup \Gamma) \setminus \{d(\ell)\}}^{d(\ell)} \right) \quad (51)$$

$$= \bigoplus_{j \in [K-1] \setminus \Gamma} \left(\bigoplus_{u \in \{j\} \cup \Gamma} F_{(\{j\} \cup \Gamma) \setminus \{u\}}^u \right) \oplus \left(F_{\Gamma}^{d(K)} \right) \oplus \left(\bigoplus_{\ell \in [K-1] \setminus \Gamma} F_{(\{K\} \cup \Gamma) \setminus \{d(\ell)\}}^{d(\ell)} \right) \quad (52)$$

$$= \bigoplus_{j \in [K-1] \setminus \Gamma} \left(\bigoplus_{u \in \Gamma} F_{(\{j\} \cup \Gamma) \setminus \{u\}}^u \right) \oplus \left(\bigoplus_{j \in [K-1] \setminus \Gamma} F_{\Gamma}^j \right) \oplus \left(F_{\Gamma}^{d(K)} \right) \oplus \left(\bigoplus_{\ell \in [K-1] \setminus \Gamma} F_{(\{K\} \cup \Gamma) \setminus \{d(\ell)\}}^{d(\ell)} \right) \quad (53)$$

$$= \left(\bigoplus_{u \in \Gamma} \bigoplus_{j \in [K-1] \setminus \Gamma} F_{(\{j\} \cup \Gamma) \setminus \{u\}}^u \right) \oplus \left(\bigoplus_{j \in [K-1] \setminus \Gamma} F_{\Gamma}^j \right) \oplus \left(F_{\Gamma}^{d(K)} \right) \oplus \left(\bigoplus_{\ell \in [K-1] \setminus \Gamma} F_{(\{K\} \cup \Gamma) \setminus \{d(\ell)\}}^{d(\ell)} \right) \quad (54)$$

$$= \text{Term}_1 \oplus \text{Term}_4 \oplus F_{\Gamma}^{d(K)} \oplus \underbrace{\left(\bigoplus_{\ell \in [K-1] \setminus \Gamma} F_{(\{K\} \cup \Gamma) \setminus \{d(\ell)\}}^{d(\ell)} \right)}_{\zeta_2} \quad (55)$$

where

- in the first term in (46), we change the name of variables i and ℓ to ℓ and j , respectively. Moreover, the inner summations of the second term over $j = \ell$ and $j \in [K] \setminus (\{\ell\} \cup \Gamma)$ are merged to a single summation over $j \in [K] \setminus \Gamma$;
- in (47) the order of summations in both parentheses is reversed;
- in (48) the summation over j in the second parenthesis is broken into $j = K$ and $j \in [K-1] \setminus \Gamma$;
- in (49) the first parenthesis with summation over $\ell \in \Gamma$ and the second parentheses with summation over $\ell \in [K-1] \setminus \Gamma$ are merged to a single summation over $\ell \in [K-1]$;
- in (50) the term $\bigoplus_{j \in [K-1] \setminus \Gamma} \bigoplus_{\ell=K} F_{(\{j\} \cup \Gamma) \setminus \{d(\ell)\}}^{d(\ell)}$ is added and subtracted, i.e., the term is XORed twice;
- in (51) we use the fact that $d(\cdot)$ is a bijective map over $[K]$, and hence replaced summation over $\ell \in [K]$ with another summation over $u \in [K]$ where $u = d(\ell)$;
- in (52) we note that $|\Gamma| = S - 1$ and $j \notin \Gamma$. Hence $|(\{j\} \cup \Gamma) \setminus \{u\}| = S - 1$ if and only if $u \in \{j\} \cup \Gamma$. Similarly, $|(\{j\} \cup \Gamma) \setminus \{d(K)\}| = S - 1$ if and only if $d(K) \in \{j\} \cup \Gamma$. Moreover, we know that $d(K) \notin \Gamma$, since we assume $F_{\Gamma}^{d(K)}$ is a non-trivial subfile requested by W_K at iteration $t+1$. Hence, the only valid choice for $d(K)$ is $d(K) = j$. After all simplifications, we get the expression in (52);
- in (53) we break the summation over $u \in \{j\} \cup \Gamma$ into two summations, one over $u \in \Gamma$ and the other

over $u = j$;

- and finally in (54), the order of the two summations of the first term is reversed in order to identify expressions similar to Term_1 and Term_4 in (45).

It should be noted that every non-zero subfile that appears in ζ_2 in (55) is either a subfile of F^K (for ℓ satisfying $d(\ell) = K$) or a subfile indexed by set $(\{K\} \cup \Gamma) \setminus \{d(\ell)\}$ that includes K . Both groups of such subfiles are cached at worker node W_K by definition of \mathcal{Z}_K in (8). Therefore, ζ_2 can be completely recovered from \mathcal{Z}_K .

Furthermore, for each $i \in \Gamma$, the inner term in Term_3 can be rewritten as

$$\begin{aligned} & \bigoplus_{\ell \in [K-1] \setminus \Gamma} \bigoplus_{j \in [K] \setminus (\{\ell\} \cup \Gamma)} F_{(\{j, \ell\} \cup \Gamma) \setminus \{i, d(i)\}}^{d(i)} = \\ & \underbrace{\left(\bigoplus_{\ell \in [K-1] \setminus \Gamma} \bigoplus_{j \in [K-1] \setminus (\{\ell\} \cup \Gamma)} F_{(\{j, \ell\} \cup \Gamma) \setminus \{i, d(i)\}}^{d(i)} \right)}_{=0} \oplus \underbrace{\left(\bigoplus_{\ell \in [K-1] \setminus \Gamma} F_{(\{K, \ell\} \cup \Gamma) \setminus \{i, d(i)\}}^{d(i)} \right)}_{\zeta_3(i)} \end{aligned} \quad (56)$$

where the first term is zero since every subfile $F_{(\{a, b\} \cup \Gamma) \setminus \{i, d(i)\}}^{d(i)}$ appears exactly twice in the summation: once for $(\ell = a, j = b)$ and another time for $(\ell = b, j = a)$, where $a \neq b$. Hence, their contributions will be canceled when they are XORed. Moreover, we can show that all the subfile appearing in $\zeta_3(i)$ are already cached in \mathcal{Z}_K , and can be recovered by W_K . To see this, recall that $i \in \Gamma$ and $K \notin \Gamma$, that imply $i \neq K$. Therefore the either $d(i) = K$ or subscript $(\{K, \ell\} \cup \Gamma) \setminus \{i, d(i)\}$ includes K . In the former case we have $F_{(\{K, \ell\} \cup \Gamma) \setminus \{i, d(i)\}}^{d(i)} = F_{(\{K, \ell\} \cup \Gamma) \setminus \{i, d(i)\}}^K \in \mathcal{P}^K \subseteq \mathcal{Z}_K$, while in the latter case we have $F_{(\{K, \ell\} \cup \Gamma) \setminus \{i, d(i)\}}^{d(i)} \in \mathcal{E}_K \subset \mathcal{Z}_K$.

Plugging (55) and (56) into (45), we get

$$\begin{aligned} \bigoplus_{\ell \in [K-1] \setminus \Gamma} X_{\{\ell\} \cup \Gamma} &= (\text{Term}_2 \oplus \text{Term}_5) \oplus (\text{Term}_1 \oplus \text{Term}_4) \oplus \text{Term}_3 \\ &= \left(\text{Term}_1 \oplus \text{Term}_4 \oplus F_{\Gamma}^{d(K)} \oplus \zeta_2 \right) \oplus (\text{Term}_1 \oplus \text{Term}_4) \oplus \bigoplus_{i \in \Gamma} \zeta_3(i) \\ &= \left(\zeta_2 \oplus \bigoplus_{i \in \Gamma} \zeta_3(i) \right) \oplus F_{\Gamma}^{d(K)}, \end{aligned}$$

where $(\zeta_2 \oplus \bigoplus_{i \in \Gamma} \zeta_3(i))$ can be reconstructed from \mathcal{Z}_K . Hence, subfile $F_{\Gamma}^{d(K)}$ can be recovered from \mathcal{Z}_K and $\bigoplus_{\ell \in [K-1] \setminus \Gamma} X_{\{\ell\} \cup \Gamma}$. This completes the proof of Lemma 2. \blacksquare

APPENDIX C

PROOF OF LEMMA 3

We first define some notation. Without loss of generality, we assume $u(i) = i$ for $i \in [K]$. Let us partition \mathcal{W} , the set of K worker nodes, into γ disjoint subsets \mathcal{W}_i according to the cycles of the file transition graph, where \mathcal{W}_i is the set of worker nodes that belong to cycle i , for $i \in [\gamma]$. Hence, we have

$$\mathcal{W} = \bigcup_{i=1}^{\gamma} \mathcal{W}_i, \quad (57)$$

where

$$\mathcal{W}_i \cap \mathcal{W}_j = \emptyset, \quad \forall i \neq j, i, j \in [\gamma]. \quad (58)$$

In what follows, without loss of generality, let us consider the first $\gamma - 1$ cycles, and designate the γ th cycle as the *ignored cycle*. Moreover, assume that the ignored worker node W_K belongs to the ignored cycle γ . Let $\gamma - 1 \geq S$, and consider an arbitrary subset Ψ of S cycles, that is $\Psi \subseteq [\gamma - 1]$ and $|\Psi| = S$. We define $\mathcal{W}^{\otimes \Psi}$ to be the Cartesian product of the corresponding S sets of worker nodes, that is defined as

$$\mathcal{W}^{\otimes \Psi} = \bigotimes_{i \in \Psi} \mathcal{W}_i = \{\Delta \subseteq [K] : \Delta \cap \mathcal{W}_i = 1, \forall i \in \Psi\}, \quad \Psi \subseteq [\gamma - 1], |\Psi| = S. \quad (59)$$

Note that each element set in $\mathcal{W}^{\otimes \Psi}$ consists of a tuple of S worker nodes, each belongs to a different cycle.

Recall that each sub-message X_Δ , defined in (13), is designed for a subset of S worker nodes, i.e., $\Delta \subseteq [K - 1]$ and $|\Delta| = S$. The sub-message X_Δ is given by

$$X_\Delta = \bigoplus_{i \in \Delta} \left(F_{\Delta \setminus \{i\}}^i \oplus F_{\Delta \setminus \{d(i)\}}^{d(i)} \oplus \bigoplus_{j \in [K] \setminus \Delta} F_{(\{j\} \cup \Delta) \setminus \{i, d(i)\}}^{d(i)} \right). \quad (60)$$

In the following, we consider some $\Delta \in \mathcal{W}^{\otimes \Psi}$, and expand the corresponding sub-message X_Δ . Note that since $\Delta \in \mathcal{W}^{\otimes \Psi}$, it has only one worker node from each cycle. hence, for any $i \in \Delta$, we have either $d(i) \notin \Delta$ or $d(i) = i$ (because otherwise W_i and $W_{d(i)}$ will be two distinct and consecutive worker nodes that belong to the same cycle). This allows us to write

$$\begin{aligned} X_\Delta &= \left(\bigoplus_{\substack{i \in \Delta, \\ d(i) \notin \Delta}} F_{\Delta \setminus \{i\}}^i \right) \oplus \left(\bigoplus_{\substack{i \in \Delta, \\ d(i) = i}} F_{\Delta \setminus \{i\}}^i \right) \oplus \left(\bigoplus_{\substack{i \in \Delta, \\ d(i) \notin \Delta}} F_{\Delta \setminus \{d(i)\}}^{d(i)} \right) \oplus \left(\bigoplus_{\substack{i \in \Delta, \\ d(i) = i}} F_{\Delta \setminus \{d(i)\}}^{d(i)} \right) \\ &\oplus \left(\bigoplus_{\substack{i \in \Delta, \\ d(i) \notin \Delta}} \bigoplus_{j \in [K] \setminus \Delta} F_{(\{j\} \cup \Delta) \setminus \{i, d(i)\}}^{d(i)} \right) \oplus \left(\bigoplus_{\substack{i \in \Delta, \\ d(i) = i}} \bigoplus_{j \in [K] \setminus \Delta} F_{(\{j\} \cup \Delta) \setminus \{i, d(i)\}}^{d(i)} \right) \end{aligned} \quad (61)$$

$$\begin{aligned} &= \left(\bigoplus_{\substack{i \in \Delta, \\ d(i) \notin \Delta}} F_{\Delta \setminus \{i\}}^i \right) \oplus \left(\bigoplus_{\substack{i \in \Delta, \\ d(i) = i}} F_{\Delta \setminus \{i\}}^i \right) \oplus \left(\bigoplus_{\substack{i \in \Delta, \\ d(i) \notin \Delta}} F_{\Delta \setminus \{d(i)\}}^{d(i)} \right) \oplus \left(\bigoplus_{\substack{i \in \Delta, \\ d(i) = i}} F_{\Delta \setminus \{i\}}^i \right) \\ &\oplus \left(\bigoplus_{\substack{i \in \Delta, \\ d(i) \notin \Delta}} \bigoplus_{j \in [K] \setminus \Delta} F_{(\{j\} \cup \Delta) \setminus \{i, d(i)\}}^{d(i)} \right) \oplus \left(\bigoplus_{\substack{i \in \Delta, \\ d(i) = i}} \bigoplus_{j \in [K] \setminus \Delta} F_{(\{j\} \cup \Delta) \setminus \{i\}}^i \right) \end{aligned} \quad (62)$$

$$= \left(\bigoplus_{\substack{i \in \Delta, \\ d(i) \notin \Delta}} F_{\Delta \setminus \{i\}}^i \right) \oplus \left(\bigoplus_{\substack{i \in \Delta, \\ d(i) \notin \Delta}} \bigoplus_{j \in [K] \setminus \Delta} F_{(\{j\} \cup \Delta) \setminus \{i, d(i)\}}^{d(i)} \right) \quad (63)$$

$$= \left(\bigoplus_{\substack{i \in \Delta, \\ d(i) \notin \Delta}} F_{\Delta \setminus \{i\}}^i \right) \oplus \left(\bigoplus_{\substack{i \in \Delta, \\ d(i) \notin \Delta}} \bigoplus_{\substack{j \in [K] \setminus \Delta, \\ j \neq d(i)}} F_{(\{j\} \cup \Delta) \setminus \{i, d(i)\}}^{d(i)} \right) \oplus \left(\bigoplus_{\substack{i \in \Delta, \\ d(i) \notin \Delta}} \bigoplus_{j = d(i)} F_{(\{j\} \cup \Delta) \setminus \{i, d(i)\}}^{d(i)} \right) \quad (64)$$

$$= \left(\bigoplus_{\substack{i \in \Delta, \\ d(i) \notin \Delta}} F_{\Delta \setminus \{i\}}^i \right) \oplus \left(\bigoplus_{\substack{i \in \Delta, \\ d(i) \notin \Delta}} F_{\Delta \setminus \{i\}}^{d(i)} \right), \quad (65)$$

where

- in (61) the first summation over $i \in \Delta$ in (60) is split into $(i \in \Delta, d(i) \notin \Delta)$ and $(i \in \Delta, d(i) = i)$;
- in (62), we used the fact that if $i, d(i) \in \Delta$ then $i = d(i)$ in the forth and sixth summations;
- in (63) we have canceled out the identical quantities in the second and the forth summations of (62). Moreover, in the third term of (62), each subfile is indexed by $\Delta \setminus \{d(i)\}$, while $d(i) \notin \Delta$. Note that $|\Delta \setminus \{d(i)\}| = S \neq S - 1$, and thus such subfiles are defined to be zero. This implies that the third summation is zero. Similarly, the sixth summation in (62) is zero, due the fact that $|(\{j\} \cup \Delta) \setminus \{i\}| = 1 + S - 1 = S > S - 1$, and hence all the subfiles in the sixth summation are zero. Therefore, only the first and the fifth terms of (62) survive;
- in (64) the summation over j is split into $j \in [K] \setminus \Delta, j \neq d(i)$ and $j = d(i)$;
- and finally the second term in (64) is set to zero in (65). This is due to the fact that for $d(i) \notin \Delta$ and $d(i) \neq j$, we have $|(\{j\} \cup \Delta) \setminus \{i, d(i)\}| = |(\{j\} \cup \Delta) \setminus \{i\}| = S > S - 1$, and hence, $F_{(\{j\} \cup \Delta) \setminus \{i, d(i)\}}^{d(i)} = 0$.

Next, we prove that there exists one linearly dependent sub-message in the set of sub-messages $\{X_\Delta : \Delta \in \mathcal{W}^{\otimes \Psi}\}$ for each group of S cycles, determined by $\Psi \subseteq [\gamma - 1]$. More precisely, we prove that

$$\begin{aligned} \bigoplus_{\Delta \in \mathcal{W}^{\otimes \Psi}} X_\Delta &= \bigoplus_{\Delta \in \mathcal{W}^{\otimes \Psi}} \left(\left(\bigoplus_{\substack{i \in \Delta \\ d(i) \neq i}} F_{\Delta \setminus \{i\}}^i \right) \oplus \left(\bigoplus_{\substack{i \in \Delta \\ d(i) \notin \Delta}} F_{\Delta \setminus \{i\}}^{d(i)} \right) \right) \\ &= \bigoplus_{\Gamma \in \mathcal{W}^{\otimes \Psi}} \left(\bigoplus_{\substack{j \in \Gamma \\ d(j) \neq j}} F_{\Gamma \setminus \{j\}}^j \right) \oplus \bigoplus_{\Delta \in \mathcal{W}^{\otimes \Psi}} \left(\bigoplus_{\substack{i \in \Delta \\ d(i) \notin \Delta}} F_{\Delta \setminus \{i\}}^{d(i)} \right) = 0. \end{aligned} \quad (66)$$

We prove (66) by showing that each subfile appears exactly twice in the XOR equation which immediately yields that the summation in (66) equals to zero. To this end, consider a pair of (Δ, i) with $\Delta \in \mathcal{W}^{\otimes \Psi}$, $i \in \Delta$ and $d(i) \neq i$. Therefore, we have a subfile $F_{\Delta \setminus \{i\}}^{d(i)}$ that appears in the second summation in (66). Now, define $j = d(i)$ and $\Gamma = (\Delta \cup \{j\}) \setminus \{i\}$. It is clear that i and $d(i)$ belong to the same cycle, and hence $\Gamma \in \mathcal{W}^{\otimes \Psi}$. On the other hand, since $d(\cdot)$ is a bijective map, the fact that $d(i) \neq i$ implies that $d(d(i)) \neq d(i)$, or $d(j) \neq j$. Therefore, the pair (Γ, j) satisfies the three conditions in the first summation, namely $\Gamma \in \mathcal{W}^{\otimes \Psi}$, $j \in \Gamma$, and $d(j) \neq j$. Hence, the corresponding term $F_{\Gamma \setminus \{j\}}^j$ appears in the second summation. However, by plugging in $j = d(i)$ and $\Gamma = (\Delta \cup \{j\}) \setminus \{i\}$, we get $F_{\Gamma \setminus \{j\}}^j = F_{\Delta \setminus \{i\}}^{d(i)}$. This shows that the terms $F_{\Gamma \setminus \{j\}}^j$ in the first summation and $F_{\Delta \setminus \{i\}}^{d(i)}$ in the second summation cancel out each other in the entire summation. This applies to each term, and shows that (66) holds.

As a result, there is (at least) one linearly dependent sub-message in the set of sub-messages $\{X_\Delta : \Delta \in \mathcal{W}_\Psi^{\otimes}\}$, and any of these sub-messages can be reconstructed by summing the others. Therefore, we can refrain from sending one of them in the delivery phase. Moreover, the groups of sub-messages $\{X_\Delta : \Delta \in \mathcal{W}_\Psi^{\otimes}\}$ are disjoint for different groups of cycles Ψ . Since there are $\binom{\gamma-1}{S}$ such groups of cycles, therefore one can refrain from sending $\binom{\gamma-1}{S}$ redundant sub-messages out of the $\binom{K-1}{S}$ sub-messages that the master node should broadcast to the worker nodes (according to the proposed delivery scheme in Section IV-A). Consequently, the delivery rate given by (2) is achievable. This completes the proof of Lemma 3. \blacksquare

APPENDIX D
PROOF OF LEMMA 4

We want to prove that the broadcast message \mathcal{X} and the cache contents of the virtual worker node \mathcal{Z}_* enable us to perfectly recover all the files of the shuffling system. First, note that according to the one-to-one positional labeling, we have

$$\{F^i : i \in \{1, 2, \dots, K\}\} \equiv \{F^{(c,p)} : c \in \{1, 2, \dots, \gamma\}, p \in \{1, 2, \dots, \ell_c\}\}. \quad (67)$$

Hence, in order to prove the lemma, it suffices to show that

$$H\left(\left\{\{F^{(c,p)}\}_{p=1}^{\ell_c}\right\}_{c=1}^{\gamma} \middle| \mathcal{X}, \mathcal{Z}_*\right) = 0. \quad (68)$$

To this end, we consider two cases: $p = 1$ and $p > 1$. For $p = 1$, from (24) we simply have $F^{(c,1)} \subseteq \mathcal{Z}_*$ for each $c \in [\gamma]$, which implies $H\left(\left\{F^{(c,1)}\right\}_{c=1}^{\gamma} \middle| \mathcal{X}, \mathcal{Z}_*\right) \leq H\left(\left\{F^{(c,1)}\right\}_{c=1}^{\gamma} \middle| \mathcal{Z}_*\right) = 0$. Therefore, we have

$$\begin{aligned} H\left(\left\{\{F^{(c,p)}\}_{p=1}^{\ell_c}\right\}_{c=1}^{\gamma} \middle| \mathcal{X}, \mathcal{Z}_*\right) &= H\left(\left\{\{F^{(c,p)}\}_{p=2}^{\ell_c}\right\}_{c=1}^{\gamma} \middle| \{F^{(x,1)}\}_{x=1}^{\gamma}, \mathcal{X}, \mathcal{Z}_*\right) \\ &= \sum_{c=1}^{\gamma} \sum_{p=1}^{\ell_c-1} H\left(F^{(c,p+1)} \middle| \{F^{(c',p')}\}_{(c',p') \preceq (c,p)}, \{F^{(x,1)}\}_{x=1}^{\gamma}, \mathcal{X}, \mathcal{Z}_*\right) \end{aligned} \quad (69)$$

where we used the chain rule in the last equation. Recall from (23) that for any pair (c, p) with $p < \ell_c$, we have

$$\begin{aligned} \mathcal{Z}_{(c,p)} &= F^{(c,p)} \cup \left(\bigcup_{(c',p') \neq (c,p)} \tilde{F}_{(c,p)}^{(c',p')} \right) \\ &= \underbrace{F^{(c,p)} \cup \left(\bigcup_{(c',p') \prec (c,p)} \tilde{F}_{(c,p)}^{(c',p')} \right)}_{\subseteq \bigcup_{(c',p') \preceq (c,p)} F^{(c',p')}} \cup \underbrace{\left(\bigcup_{c' \in [\gamma]} \tilde{F}_{(c,p)}^{(c',1)} \right) \cup \left(\bigcup_{\substack{(c',p') \succ (c,p) \\ p' > 1}} \tilde{F}_{(c,p)}^{(c',p')} \right)}_{\subseteq \mathcal{Z}_*}. \end{aligned} \quad (70)$$

Therefore, each term in (69) can be bounded by

$$\begin{aligned} &H\left(F^{(c,p+1)} \middle| \{F^{(c',p')}\}_{(c',p') \preceq (c,p)}, \mathcal{X}, \mathcal{Z}_*\right) \\ &\leq H\left(F^{(c,p+1)}, \mathcal{Z}_{(c,p)} \middle| \{F^{(c',p')}\}_{(c',p') \preceq (c,p)}, \mathcal{X}, \mathcal{Z}_*\right) \\ &\leq H\left(\mathcal{Z}_{(c,p)} \middle| \{F^{(c',p')}\}_{(c',p') \preceq (c,p)}, \mathcal{Z}_*\right) + H\left(F^{(c,p+1)} \middle| \mathcal{Z}_{(c,p)}, \mathcal{X}\right) = 0, \end{aligned} \quad (71)$$

where the first term in (71) is zero due to (70), and the second term is zero due to the fact that the worker node at position (c, p) should be able to recover its assigned file $F^{(c,p+1)}$ from its cache $\mathcal{Z}_{(c,p)}$ and the broadcast message \mathcal{X} . Plugging (71) into (69), we conclude the claim of Lemma 4. \blacksquare

APPENDIX E
PROOF OF LEMMA 5

The next step in the converse proof is to provide a lower bound on the communication load for a given instance of the shuffling problem as follows.

Consider a directed file transition graph $\mathcal{G}(V, E)$, that characterizes one instance of the problem. We can start with

$$\begin{aligned}
K &= H(\{F^i\}_{i=1}^K) \\
&\leq H(\{F^i\}_{i=1}^K, \mathcal{X}, \mathcal{Z}_\star) \\
&= H(\mathcal{X}, \mathcal{Z}_\star) + H(\{F^i\}_{i=1}^K | \mathcal{X}, \mathcal{Z}_\star) \\
&\stackrel{(a)}{=} H(\mathcal{X}, \mathcal{Z}_\star) \\
&\stackrel{(b)}{=} H\left(\mathcal{X}, \bigcup_{c \in [\gamma]} F^{(c,1)}, \bigcup_{c \in [\gamma], p > 1} \left(\bigcup_{(c', p') \prec (c, p), p' < \ell_{c'}} \tilde{F}_{(c', p')}^{(c, p)} \right)\right) \\
&\leq H(X) + \sum_{c=1}^{\gamma} H(F^{(c,1)}) + \sum_{c=1}^{\gamma} \sum_{p=2}^{\ell_c} H\left(\bigcup_{(c', p') \prec (c, p), p' < \ell_{c'}} \tilde{F}_{(c', p')}^{(c, p)}\right) \\
&= R(d) + \gamma + \sum_{c=1}^{\gamma} \sum_{p=2}^{\ell_c} \mu_{\Phi(c, p)}^{(c, p)}, \tag{72}
\end{aligned}$$

where $\Phi(c, p) = \{(c', p') : (c', p') \prec (c, p), p' < \ell_{c'}\}$. Note that in (72), (a) holds due to Lemma 4, and in (b) we have used the definition of \mathcal{Z}_\star in (24). This implies a lower bound on the communication load R that is given by

$$R(d) \geq K - \gamma - \sum_{c=1}^{\gamma} \sum_{p=2}^{\ell_c} \mu_{\Phi(c, p)}^{(c, p)}, \tag{73}$$

A similar argument holds for any instance of the problem, characterized by an assignment function $d(\cdot)$ whose file transition graph is isomorphic to $\mathcal{G}(V, E)$. Let $V = \{(c, p) : c \in \{1, 2, \dots, \gamma\}, p \in \{1, 2, \dots, \ell_c\}\}$ be the set of vertices of the graph, and $\Pi : V \rightarrow V$ be the set of all possible permutations on the vertices of the graph. For each $\pi \in \Pi$, we have an instance of the shuffling problem characterized by the same file transition graph $\mathcal{G}(V, E)$, in which node W_i which was at position (c, p) in the original problem, is now positioned at $\pi(c, p)$. For the new instance of the problem we have

$$\mathcal{Z}_{\pi(c, p)} = F^{\pi(c, p)} \cup \left(\bigcup_{(c', p') \neq (c, p)} \tilde{F}_{\pi(c, p)}^{\pi(c', p')} \right).$$

Hence, following an argument similar to that of (73), we obtain

$$R(\mathcal{G}) = \frac{1}{|\mathcal{D}_{\mathcal{G}}|} \sum_{d \in \mathcal{D}_{\mathcal{G}}} R(d) \geq K - \gamma - \sum_{c=1}^{\gamma} \sum_{p=2}^{\ell_c} \mu_{\pi(\Phi(c, p))}^{\pi(c, p)}, \tag{74}$$

where $\pi(\Phi(c, p)) = \{\pi(c', p') : (c', p') \in \Phi(c, p)\}$. Next by averaging (74) over all $\pi \in \Pi$ we get

$$R(\mathcal{G}) \geq K - \gamma - \frac{1}{K!} \sum_{\pi \in \Pi} \sum_{c=1}^{\gamma} \sum_{p=2}^{\ell_c} \mu_{\pi(\Phi(c, p))}^{\pi(c, p)}, \tag{75}$$

where

$$\begin{aligned}
\frac{1}{K!} \sum_{\pi \in \Pi} \sum_{c=1}^{\gamma} \sum_{p=2}^{\ell_c} \mu_{\pi(\Phi(c,p))}^{\pi(c,p)} &= \frac{1}{K!} \sum_{c=1}^{\gamma} \sum_{p=2}^{\ell_c} \sum_{k \in V} \sum_{\substack{\mathcal{A}: \mathcal{A} \subseteq V \setminus \{k\} \\ |\mathcal{A}| = |\Phi(c,p)|}} \sum_{\substack{\pi \in \Pi: \pi(c,p) = k \\ \pi(\Phi(c,p)) = \mathcal{A}}} \mu_{\mathcal{A}}^k \\
&\stackrel{(c)}{=} \frac{1}{K!} \sum_{c=1}^{\gamma} \sum_{p=2}^{\ell_c} \sum_{k \in [K]} \sum_{\substack{\mathcal{A}: \mathcal{A} \subseteq V \setminus \{k\} \\ |\mathcal{A}| = |\Phi(c,p)|}} 1! |\mathcal{A}|! (K - |\mathcal{A}| - 1)! \mu_{\mathcal{A}}^k \\
&= \frac{1}{K \binom{K-1}{|\mathcal{A}|}} \sum_{c=1}^{\gamma} \sum_{p=2}^{\ell_c} \sum_{k \in [K]} \sum_{\substack{\mathcal{A}: \mathcal{A} \subseteq V \setminus \{k\} \\ |\mathcal{A}| = |\Phi(c,p)|}} \mu_{\mathcal{A}}^k \\
&\stackrel{(d)}{=} \sum_{c=1}^{\gamma} \sum_{p=2}^{\ell_c} \mu_{|\Phi(c,p)|}
\end{aligned} \tag{76}$$

where in (c) the innermost summation is evaluated by counting the number of permutations π that satisfy $\pi(c, p) = k$ and $\pi(\Phi(c, p)) = \mathcal{A}$. More precisely, there are $|\mathcal{A}|!$ ways to map entries of $\Phi(c, p)$ to \mathcal{A} and there is only one way to map (c, p) to k . There is a total of $K - |\mathcal{A}| - 1$ remaining entries, which can be mapped in $(K - |\mathcal{A}| - 1)!$ ways. Moreover, in (d) we have used the definition of μ_{η} in (26). Recall from the definition of $\Phi(c, p)$ that $|\Phi(c, p)| = \left(\sum_{t=1}^{c-1} \ell_t - 1 \right) + (p - 1)$. It is easy to see that $|\Phi(c, p)| \neq |\Phi(c', p')|$ for any distinct pair of (c, p) and (c', p') . Moreover, $|\Phi(c, p)| \geq 1$ (for $p \geq 1$) and $|\Phi(c, p)| \leq K - \gamma$. These together imply that $\{|\Phi(c, p)| : c \in \{1, 2, \dots, \gamma\}, p \in \{2, 3, \dots, \ell_c\}\} = \{1, 2, \dots, K - \gamma\}$. In other words, for each integer i , there exists exactly one pair of (c, p) such that $|\Phi(c, p)| = i$. Hence, the RHS of (76) can be simplified to $\sum_{i=1}^{K-\gamma} \mu_i$. Plugging this into (75), we obtain

$$R(\mathcal{G}) \geq K - \gamma - \sum_{i=1}^{K-\gamma} \mu_i. \tag{77}$$

This completes the proof of Lemma 5. ■

APPENDIX F

PROOF OF LEMMA 6

This appendix is dedicated to prove an upper bound on μ_{α} 's in order to obtain a lower bound on $R(\mathcal{G})$. Note that variables $\{\mu_{\alpha}\}_{\alpha=0}^{K-1}$ defined in (26) can be generalized to any arbitrary family of sets.

Consider an arbitrary family of sets $\{A_1, A_2, \dots, A_{K-1}\}$, and define

$$\theta_{\alpha} = \frac{1}{\binom{K-1}{\alpha}} \sum_{\substack{\mathcal{J} \subseteq [K-1] \\ |\mathcal{J}| = \alpha}} |A_{\mathcal{J}}|,$$

where $A_{\mathcal{J}} = \bigcup_{j \in \mathcal{J}} A_j$.

We need to derive some preliminary results in order to prove the lemma. The proofs of these claims are presented at the end of this appendix. The first lemma below establishes a core inequality on linear combinations of θ_{α} 's.

Lemma 8. *For any family of sets $\{A_1, A_2, \dots, A_{K-1}\}$, and an integer $T \in \{0, 1, 2, \dots, K - 2\}$ we have*

$$\sum_{j=T}^{K-1} (-1)^{j-T} \binom{K-1-T}{j-T} \theta_j \leq 0. \tag{78}$$

The following propositions will be used later in different parts of the derivation.

Proposition 1. For given integers $0 \leq q \leq p$ and any sequence of real numbers $(\theta_0, \theta_2, \dots, \theta_p)$, we have

$$\sum_{x=0}^p \sum_{y=0}^p (-1)^{x-y} \binom{p-q}{x-y, p-x, y-q} \theta_x = \theta_q. \quad (79)$$

Proposition 2. For given $T, \alpha, \beta \in \mathbb{Z}^+$, we have

$$(\alpha - 1) \binom{T}{\alpha} - \beta \binom{T-1}{\alpha-1} \geq -\binom{\beta}{\alpha}. \quad (80)$$

For $\alpha \in \{1, 2, \dots, K-1\}$ and $\beta \in \{0, 1, \dots, K-1\}$, we define $V_{\alpha, \beta}$ as

$$V_{\alpha, \beta} \triangleq \binom{K-\alpha-1}{K-\beta-1} + \frac{\binom{K-\alpha-1}{S-1} \binom{K-1}{K-\beta-1}}{\binom{K-1}{S-1}} \left((\alpha-1) - \frac{\alpha\beta}{K-S} \right). \quad (81)$$

The following proposition shows that $V_{\alpha, \beta}$ is non-negative for any choice of α and β .

Proposition 3. For $\alpha \in \{1, 2, \dots, K-1\}$ and $\beta \in \{0, 1, \dots, K-1\}$, we have $V_{\alpha, \beta} \geq 0$.

Now, we are ready to prove Lemma 6.

Proof of Lemma 6: We start from Lemma 8, and write

$$\sum_{i=\beta}^{K-1} (-1)^{i-\beta} \binom{K-\beta-1}{i-\beta} \theta_i \leq 0, \quad \beta \in \{0, 1, \dots, K-2\}.$$

Now, fix some $\alpha \in \{1, 2, \dots, K-1\}$ and recall from Proposition 3 that $V_{\alpha, \beta} \geq 0$. Multiplying both sides of this inequality by non-negative coefficients $V_{\alpha, \beta}$ and summing over all values of β to obtain

$$\sum_{\beta=0}^{K-2} V_{\alpha, \beta} \sum_{i=\beta}^{K-1} (-1)^{i-\beta} \binom{K-\beta-1}{i-\beta} \theta_i \leq \sum_{\beta=0}^{K-2} V_{\alpha, \beta} \times 0 = 0. \quad (82)$$

Moreover, when $\beta = K-1$, we have

$$V_{\alpha, K-1} \sum_{i=K-1}^{K-1} (-1)^{i-(K-1)} \binom{0}{i-(K-1)} \theta_i = V_{\alpha, K-1} \theta_{K-1}. \quad (83)$$

Summing (82) and (83) we get

$$V_{\alpha, K-1} \theta_{K-1} \geq \sum_{\beta=0}^{K-1} V_{\alpha, \beta} \sum_{i=0}^{K-1} (-1)^{i-\beta} \binom{K-\beta-1}{i-\beta} \theta_i \quad (84)$$

$$\begin{aligned} &= \sum_{i=0}^{K-1} \sum_{\beta=0}^{K-1} (-1)^{i-\beta} \binom{K-\beta-1}{i-\beta} V_{\alpha, \beta} \theta_i \\ &= \sum_{i=0}^{K-1} \sum_{\beta=0}^{K-1} (-1)^{i-\beta} \binom{K-\beta-1}{i-\beta} \binom{K-\alpha-1}{K-\beta-1} \theta_i \\ &\quad + (\alpha-1) \frac{\binom{K-\alpha-1}{S-1}}{\binom{K-1}{S-1}} \sum_{i=0}^{K-1} \sum_{\beta=0}^{K-1} (-1)^{i-\beta} \binom{K-\beta-1}{i-\beta} \binom{K-1}{K-\beta-1} \theta_i \\ &\quad - \frac{\alpha}{K-S} \frac{\binom{K-\alpha-1}{S-1}}{\binom{K-1}{S-1}} \sum_{i=0}^{K-1} \sum_{\beta=0}^{K-1} (-1)^{i-\beta} \binom{K-\beta-1}{i-\beta} \binom{K-1}{K-\beta-1} \beta \theta_i \end{aligned} \quad (85)$$

$$\begin{aligned}
&= \underbrace{\sum_{i=0}^{K-1} \sum_{\beta=0}^{K-1} (-1)^{i-\beta} \binom{K-1-\alpha}{i-\beta, K-1-i, \beta-\alpha}}_{\text{Term}_1} \theta_i \\
&+ (\alpha-1) \underbrace{\frac{\binom{K-\alpha-1}{S-1}}{\binom{K-1}{S-1}} \sum_{i=0}^{K-1} \sum_{\beta=0}^{K-1} (-1)^{i-\beta} \binom{K-1}{i-\beta, K-1-i, \beta}}_{\text{Term}_2} \theta_i \\
&- \frac{\alpha}{K-S} \underbrace{\frac{\binom{K-\alpha-1}{S-1}}{\binom{K-1}{S-1}} \sum_{i=0}^{K-1} \sum_{\beta=0}^{K-1} (-1)^{i-\beta} \binom{K-\beta-1}{i-\beta} \binom{K-1}{\beta}}_{\text{Term}_3} \beta \theta_i, \tag{86}
\end{aligned}$$

where (84) holds because the binomial term is zeros for $i < \beta$ and in (85) we used the definition of $V_{\alpha, \beta}$ given by (81). Each term in (86) can be simplified as follows. First, we can use Proposition 1 for $(p, q, x, y) = (K-1, \alpha, i, \beta)$ to get

$$\text{Term}_1 = \sum_{i=0}^{K-1} \sum_{\beta=0}^{K-1} (-1)^{i-\beta} \binom{K-1-\alpha}{i-\beta, K-1-i, \beta-\alpha} \theta_i = \theta_\alpha, \tag{87}$$

Similarly, setting $(p, q, x, y) = (K-1, 0, i, \beta)$ in Proposition 1, we obtain

$$\text{Term}_2 = \sum_{i=0}^{K-1} \sum_{\beta=0}^{K-1} (-1)^{i-\beta} \binom{K-1}{i-\beta, K-1-i, \beta} \theta_i = \theta_0 = 0. \tag{88}$$

Lastly, for Term_3 we have

$$\begin{aligned}
\text{Term}_3 &= \sum_{i=0}^{K-1} \sum_{\beta=0}^{K-1} (-1)^{i-\beta} \binom{K-\beta-1}{i-\beta} \binom{K-1}{\beta} \beta \theta_i \\
&= \sum_{i=0}^{K-1} \sum_{\beta=0}^{K-1} (-1)^{i-\beta} \binom{K-\beta-1}{i-\beta} \binom{K-2}{\beta-1} \frac{K-1}{\beta} \beta \theta_i \tag{89}
\end{aligned}$$

$$\begin{aligned}
&= (K-1) \sum_{i=0}^{K-1} \sum_{\beta=0}^{K-1} (-1)^{i-\beta} \binom{K-2}{i-\beta, K-1-i, \beta-1} \theta_i \\
&= (K-1) \theta_1, \tag{90}
\end{aligned}$$

where (90) follows from Proposition 1 by setting $(p, q, x, y) = (K-1, 1, i, \beta)$. Plugging (87), (88) and (90) into (86) we obtain

$$\theta_\alpha - \frac{\alpha}{K-S} \frac{\binom{K-\alpha-1}{S-1}}{\binom{K-1}{S-1}} (K-1) \theta_1 \leq V_{\alpha, K-1} \theta_{K-1},$$

or equivalently,

$$\frac{1}{\binom{K-1}{\alpha}} \sum_{\substack{\mathcal{J} \subseteq [K-1] \\ |\mathcal{J}|=\alpha}} \left| \bigcup_{j \in \mathcal{J}} A_j \right| \leq \frac{\alpha(K-1)}{K-S} \frac{\binom{K-\alpha-1}{S-1}}{\binom{K-1}{S-1}} \frac{1}{\binom{K-1}{1}} \sum_{j \in [K-1]} |A_j| + V_{\alpha, K-1} \frac{1}{\binom{K-1}{K-1}} \left| \bigcup_{j \in [K-1]} A_j \right|, \tag{91}$$

It should be noted that (91) holds for any choice of $\{A_1, A_2, \dots, A_K\}$. In particular, applying (91) to the family of sets $\{\tilde{F}_j^i : j \in [K] \setminus \{i\}\}$ for a fixed i , we get

$$\frac{1}{\binom{K-1}{\alpha}} \sum_{\substack{\mathcal{J} \subseteq [K] \setminus \{i\} \\ |\mathcal{J}|=\alpha}} \left| \bigcup_{j \in \mathcal{J}} \tilde{F}_j^i \right| \leq \frac{\alpha(K-1)}{K-S} \frac{\binom{K-\alpha-1}{S-1}}{\binom{K-1}{S-1}} \frac{1}{\binom{K-1}{1}} \sum_{j \in [K] \setminus \{i\}} |\tilde{F}_j^i| + V_{\alpha, K-1} \frac{1}{\binom{K-1}{K-1}} \left| \bigcup_{j \in [K] \setminus \{i\}} \tilde{F}_j^i \right|, \tag{92}$$

for $i \in \{1, 2, \dots, K\}$. Averaging (92) over $i \in \{1, 2, \dots, K\}$ we have

$$\begin{aligned} & \frac{1}{K \binom{K-1}{\alpha}} \sum_{i \in [K]} \sum_{\substack{\mathcal{J} \subseteq [K] \setminus \{i\} \\ |\mathcal{J}| = \alpha}} \left| \bigcup_{j \in \mathcal{J}} \tilde{F}_j^i \right| \\ & \leq \frac{\alpha(K-1)}{K-S} \frac{\binom{K-\alpha-1}{S-1}}{\binom{K-1}{S-1}} \frac{1}{K \binom{K-1}{1}} \sum_{i \in [K]} \sum_{j \in [K] \setminus \{i\}} |\tilde{F}_j^i| + V_{\alpha, K-1} \frac{1}{K \binom{K-1}{K-1}} \sum_{i \in [K]} \left| \bigcup_{j \in [K] \setminus \{i\}} \tilde{F}_j^i \right|, \end{aligned}$$

or equivalently,

$$\mu_\alpha \leq \frac{\alpha(K-1)}{K-S} \frac{\binom{K-\alpha-1}{S-1}}{\binom{K-1}{S-1}} \mu_1 + V_{\alpha, K-1} \mu_{K-1}. \quad (93)$$

Hence, it remains to upper bound μ_1 and μ_{K-1} . Recall from definition of μ_i 's in (26) that

$$\begin{aligned} \mu_1 &= \frac{1}{K(K-1)} \sum_{i \in [K]} \sum_{j \in [K] \setminus \{i\}} |\tilde{F}_j^i| = \frac{1}{K(K-1)} \sum_{j \in [K]} \sum_{i \in [K] \setminus \{j\}} |\tilde{F}_j^i| \\ &= \frac{1}{K(K-1)} \sum_{j \in [K]} |\mathcal{Z}_j \setminus \mathcal{P}^j| \leq \frac{1}{K(K-1)} \sum_{j \in [K]} (S-1) = \frac{S-1}{K-1}, \end{aligned} \quad (94)$$

$$\begin{aligned} \mu_{K-1} &= \frac{1}{K} \sum_{i \in [K]} \left| \bigcup_{j \in [K] \setminus \{i\}} \tilde{F}_j^i \right| \leq \frac{1}{K} \sum_{i \in [K]} \min \left\{ \sum_{j \in [K] \setminus \{i\}} |\tilde{F}_j^i|, |F^i| \right\} \\ &= \frac{1}{K} \min \left\{ \frac{1}{K} \sum_{j \in [K]} \sum_{i \in [K] \setminus \{j\}} |\tilde{F}_j^i|, \frac{1}{K} \sum_{i \in [K]} 1 \right\} = \min\{S-1, 1\}. \end{aligned} \quad (95)$$

Plugging (94) and (95) into (93), we get

$$\begin{aligned} \mu_\alpha &\leq \frac{\alpha(K-1)}{K-S} \frac{\binom{K-\alpha-1}{S-1}}{\binom{K-1}{S-1}} \frac{S-1}{K-1} + V_{\alpha, K-1} \cdot 1 \\ &= \frac{\binom{K-\alpha-1}{S-1}}{\binom{K-1}{S-1}} \frac{S-1}{K-S} \alpha + \left(1 + \frac{\binom{K-\alpha-1}{S-1}}{\binom{K-1}{S-1}} \left((\alpha-1) - \frac{\alpha(K-1)}{K-S} \right) \right) \\ &= 1 + \frac{\binom{K-\alpha-1}{S-1}}{\binom{K-1}{S-1}} \left(\frac{S-1}{K-S} \alpha - \frac{K-1}{K-S} \alpha + \alpha - 1 \right) \\ &= 1 - \frac{\binom{K-\alpha-1}{S-1}}{\binom{K-1}{S-1}}. \end{aligned} \quad (96)$$

This completes the proof of Lemma 6. \blacksquare

It remains to prove Lemma 8 and Propositions 1, 2, and 3, whose proofs are presented as follows.

Proof of Lemma 8: Fix a $\mathcal{T} \subseteq [K-1]$ be a set of indices of size $|\mathcal{T}| = T$. Define $\mathcal{X} \triangleq A_{\mathcal{T}} = \bigcup_{t \in \mathcal{T}} A_t$. Clearly, we have $(\mathcal{X} \cap \bigcap_{\ell \in \mathcal{T}^c} A_\ell) \subseteq (\bigcap_{\ell \in \mathcal{T}^c} A_\ell)$, which implies

$$\left| \mathcal{X} \cap \bigcap_{\ell \in \mathcal{T}^c} A_\ell \right| - \left| \bigcap_{\ell \in \mathcal{T}^c} A_\ell \right| \leq 0 \quad (97)$$

Each term in the LHS of (97) can be expanded using the inclusion-exclusion principle as follows:

$$\left| \bigcap_{\ell \in \mathcal{T}^c} A_\ell \right| = \sum_{\substack{\mathcal{U} \subseteq \mathcal{T}^c \\ |\mathcal{U}|=1}} |A_{\mathcal{U}}| - \sum_{\substack{\mathcal{U} \subseteq \mathcal{T}^c \\ |\mathcal{U}|=2}} |A_{\mathcal{U}}| + \sum_{\substack{\mathcal{U} \subseteq \mathcal{T}^c \\ |\mathcal{U}|=3}} |A_{\mathcal{U}}| - \dots + (-1)^{|\mathcal{T}^c|-1} \sum_{\substack{\mathcal{U} \subseteq \mathcal{T}^c \\ |\mathcal{U}|=|\mathcal{T}^c|}} |A_{\mathcal{U}}|. \quad (98)$$

In a similar way, we have

$$\begin{aligned} \left| \mathcal{X} \cap \bigcap_{\ell \in \mathcal{T}^c} A_\ell \right| &= \left[|\mathcal{X}| + \sum_{\substack{u \subset \mathcal{T}^c \\ |u|=1}} |A_u| \right] - \left[\sum_{\substack{u \subset \mathcal{T}^c \\ |u|=1}} |\mathcal{X} \cup A_u| + \sum_{\substack{u \subset \mathcal{T}^c \\ |u|=2}} |A_u| \right] + \left[\sum_{\substack{u \subset \mathcal{T}^c \\ |u|=2}} |\mathcal{X} \cup A_u| + \sum_{\substack{u \subset \mathcal{T}^c \\ |u|=3}} |A_u| \right] \\ &\quad - \dots + (-1)^{|\mathcal{T}^c|-1} \left[\sum_{\substack{u \subset \mathcal{T}^c \\ |u|=|\mathcal{T}^c|-1}} |\mathcal{X} \cup A_u| + \sum_{\substack{u \subset \mathcal{T}^c \\ |u|=|\mathcal{T}^c|}} |A_u| \right] + (-1)^{|\mathcal{T}^c|} \sum_{\substack{u \subset \mathcal{T}^c \\ |u|=|\mathcal{T}^c|}} |\mathcal{X} \cup A_u|. \end{aligned} \quad (99)$$

Substituting (98) and (99) in (97), we get

$$\begin{aligned} 0 &\geq \left| \mathcal{X} \cap \bigcap_{\ell \in \mathcal{T}^c} A_\ell \right| - \left| \bigcap_{\ell \in \mathcal{T}^c} A_\ell \right| = |\mathcal{X}| - \sum_{\substack{u \subset \mathcal{T}^c \\ |u|=1}} |\mathcal{X} \cup A_u| + \sum_{\substack{u \subset \mathcal{T}^c \\ |u|=2}} |\mathcal{X} \cup A_u| - \dots + (-1)^{|\mathcal{T}^c|} \sum_{\substack{u \subset \mathcal{T}^c \\ |u|=|\mathcal{T}^c|}} |\mathcal{X} \cup A_u| \\ &= |A_{\mathcal{T}}| - \sum_{\substack{u \subset \mathcal{T}^c \\ |u|=1}} |A_{\mathcal{T}} \cup A_u| + \sum_{\substack{u \subset \mathcal{T}^c \\ |u|=2}} |A_{\mathcal{T}} \cup A_u| - \dots \\ &\quad + (-1)^{|\mathcal{T}^c|} \sum_{\substack{u \subset \mathcal{T}^c \\ |u|=|\mathcal{T}^c|}} |A_{\mathcal{T}} \cup A_u|. \end{aligned} \quad (100)$$

Note that (100) holds for any subset of indices \mathcal{T} of size $|\mathcal{T}| = T$. Averaging this inequality over all choices of $\mathcal{T} \subseteq [K-1]$ with $|\mathcal{T}| = T$, we obtain

$$\begin{aligned} 0 &\geq \frac{1}{\binom{K-1}{T}} \sum_{\substack{\mathcal{T} \subseteq [K-1] \\ |\mathcal{T}|=T}} \left[|A_{\mathcal{T}}| - \sum_{\substack{u \subset \mathcal{T}^c \\ |u|=1}} |A_{\mathcal{T}} \cup A_u| + \sum_{\substack{u \subset \mathcal{T}^c \\ |u|=2}} |A_{\mathcal{T}} \cup A_u| - \dots + (-1)^{|\mathcal{T}^c|} \sum_{\substack{u \subset \mathcal{T}^c \\ |u|=|\mathcal{T}^c|}} |A_{\mathcal{T}} \cup A_u| \right] \\ &= \frac{1}{\binom{K-1}{T}} \sum_{\substack{\mathcal{T} \subseteq [K-1] \\ |\mathcal{T}|=T}} |A_{\mathcal{T}}| - \frac{1}{\binom{K-1}{T}} \sum_{\substack{\mathcal{T} \subseteq [K-1] \\ |\mathcal{T}|=T}} \sum_{\substack{u \subset \mathcal{T}^c \\ |u|=1}} |A_{\mathcal{T}} \cup A_u| + \frac{1}{\binom{K-1}{T}} \sum_{\substack{\mathcal{T} \subseteq [K-1] \\ |\mathcal{T}|=T}} \sum_{\substack{u \subset \mathcal{T}^c \\ |u|=2}} |A_{\mathcal{T}} \cup A_u| - \dots \\ &\quad + (-1)^{|\mathcal{T}^c|} \frac{1}{\binom{K-1}{T}} \sum_{\substack{\mathcal{T} \subseteq [K-1] \\ |\mathcal{T}|=T}} \sum_{\substack{u \subset \mathcal{T}^c \\ |u|=|\mathcal{T}^c|}} |A_{\mathcal{T}} \cup A_u| \\ &\stackrel{(a)}{=} \frac{1}{\binom{K-1}{T}} \sum_{\substack{\mathcal{V} \subseteq [K-1] \\ |\mathcal{V}|=T}} |A_{\mathcal{V}}| - \frac{\binom{T+1}{T}}{\binom{K-1}{T}} \sum_{\substack{\mathcal{V} \subseteq [K-1] \\ |\mathcal{V}|=T+1}} |A_{\mathcal{V}}| + \frac{\binom{T+2}{T}}{\binom{K-1}{T}} \sum_{\substack{\mathcal{V} \subseteq [K-1] \\ |\mathcal{V}|=T+2}} |A_{\mathcal{V}}| - \dots \\ &\quad + (-1)^{|\mathcal{T}^c|} \frac{\binom{T+|\mathcal{T}^c|}{T}}{\binom{K-1}{T}} \sum_{\substack{\mathcal{V} \subseteq [K-1] \\ |\mathcal{V}|=T+|\mathcal{T}^c|}} |A_{\mathcal{V}}| \\ &\stackrel{(b)}{=} \frac{1}{\binom{K-1}{T}} \sum_{\substack{\mathcal{V} \subseteq [K-1] \\ |\mathcal{V}|=T}} |A_{\mathcal{V}}| - \frac{\binom{K-1-T}{1}}{\binom{K-1}{T+1}} \sum_{\substack{\mathcal{V} \subseteq [K-1] \\ |\mathcal{V}|=T+1}} |A_{\mathcal{V}}| + \frac{\binom{K-1-T}{2}}{\binom{K-1}{T+2}} \sum_{\substack{\mathcal{V} \subseteq [K-1] \\ |\mathcal{V}|=T+2}} |A_{\mathcal{V}}| - \dots \\ &\quad + (-1)^{|\mathcal{T}^c|} \frac{\binom{K-1-T}{|\mathcal{T}^c|}}{\binom{K-1}{T+|\mathcal{T}^c|}} \sum_{\substack{\mathcal{V} \subseteq [K-1] \\ |\mathcal{V}|=T+|\mathcal{T}^c|}} |A_{\mathcal{V}}| \\ &= \theta_T - \binom{K-1-T}{1} \theta_{T+1} + \binom{K-1-T}{2} \theta_{T+2} - \dots + (-1)^{|\mathcal{T}^c|} \binom{K-1-T}{|\mathcal{T}^c|} \theta_{T+|\mathcal{T}^c|} \end{aligned}$$

$$\stackrel{(c)}{=} \sum_{j=T}^{K-1} (-1)^{j-T} \binom{K-1-T}{j-T} \theta_j \quad (101)$$

where in (a) we have replaced $A_{\mathcal{T}} \cup A_{\mathcal{U}}$ by $A_{\mathcal{V}} = A_{\mathcal{T} \cup \mathcal{U}}$, equality in (b) holds since $\binom{x}{y} \binom{y}{z} = \binom{x}{y-z} \binom{x-z}{y-z}$ for any triple of integers (x, y, z) , and in (c) we have set $|\mathcal{T}^c| = K-1-T$. Hence, (78) readily follows for all values of $T \in \{0, 1, 2, \dots, K-2\}$. This completes the proof of Lemma 8. \blacksquare

Proof of Proposition 1:

$$\sum_{x=0}^p \sum_{y=0}^p (-1)^{x-y} \binom{p-q}{x-y, p-x, y-q} \theta_x = \sum_{x=0}^p \sum_{y=q}^x (-1)^{x-y} \binom{p-q}{p-x} \binom{x-q}{x-y} \theta_x \quad (102)$$

$$= \sum_{x=0}^p \left[\sum_{z=0}^{x-q} (-1)^z \binom{x-q}{z} \right] \binom{p-q}{p-x} \theta_x \quad (103)$$

$$= \sum_{x=0}^p (1-1)^{x-q} \binom{p-q}{p-x} \theta_x \quad (104)$$

$$= \binom{p-q}{p-q} \theta_q = \theta_q. \quad (105)$$

where in (102) we used the fact that the multinomial term is zero whenever $y < q$ or $y > x$, in (103) we substitute $x-y$ by z that takes values in $\{0, 1, \dots, x-q\}$, and (105) holds since $(1-1)^{x-q}$ is zero except for $x=q$. This complete the proof of Proposition 1. \blacksquare

Proof of Proposition 2: Let us define $f(T) = \alpha - 1 \binom{T}{\alpha} - \beta \binom{T-1}{\alpha-1}$ for fixed α and β . We prove that $f(T) \geq -\binom{\beta}{\alpha}$ by a two-sided induction on T , i.e., for $T \geq \beta$ and $T \leq \beta$. First note that for $T = \beta$ we have

$$f(\beta) = (\alpha - 1) \binom{\beta}{\alpha} - \beta \binom{\beta-1}{\alpha-1} = (\alpha - 1) \binom{\beta}{\alpha} - \alpha \binom{\beta}{\alpha} = -\binom{\beta}{\alpha}, \quad (106)$$

which shows the inequality in (80) holds with equality. Thus, the claim holds for the basis of the induction. Next, we consider two individual cases for $T \geq \beta$ and $T \leq \beta$.

a) $T \geq \beta$: Assume that (80) holds for $T = t \geq \beta$, i.e., $f(t) \geq -\binom{\beta}{\alpha}$. In what follows, we prove that (80) holds for $T = t+1$:

$$\begin{aligned} f(t+1) &= (\alpha - 1) \binom{t+1}{\alpha} - \beta \binom{t}{\alpha-1} = (\alpha - 1) \left[\binom{t}{\alpha} + \binom{t}{\alpha-1} \right] - \beta \left[\binom{t-1}{\alpha-1} - \binom{t-1}{\alpha-2} \right] \\ &= \left[(\alpha - 1) \binom{t}{\alpha} - \beta \binom{t-1}{\alpha-1} \right] + \left[(\alpha - 1) \binom{t}{\alpha-1} - \beta \binom{t-1}{\alpha-2} \right] \\ &= \left[(\alpha - 1) \binom{t}{\alpha} - \beta \binom{t-1}{\alpha-1} \right] + \left[t \binom{t-1}{\alpha-2} - \beta \binom{t-1}{\alpha-2} \right] \\ &= f(t) + (\beta - t) \binom{t-2}{\alpha-2} \geq -\binom{\beta}{\alpha}, \end{aligned}$$

where the inequality holds due to $f(t) \geq -\binom{\beta}{\alpha}$ from the induction assumption, and the fact that $t \geq \beta$.

b) $T \leq \beta$: Similar to the previous case, assume that (80) holds for $T = t$, i.e., $f(t) \geq -\binom{\beta}{\alpha}$. For $T = t - 1$ we can write

$$\begin{aligned}
f(t-1) &= (\alpha-1)\binom{t-1}{\alpha} - \beta\binom{t-2}{\alpha-1} = (\alpha-1)\left[\binom{t}{\alpha} - \binom{t-1}{\alpha-1}\right] - \beta\left[\binom{t-1}{\alpha-1} - \binom{t-2}{\alpha-2}\right] \\
&= \left[(\alpha-1)\binom{t}{\alpha} - \beta\binom{t-1}{\alpha-1}\right] + \left[\beta\binom{t-2}{\alpha-2} - (\alpha-1)\binom{t-1}{\alpha-1}\right] \\
&= \left[(\alpha-1)\binom{t}{\alpha} - \beta\binom{t-1}{\alpha-1}\right] + \left[\beta\binom{t-2}{\alpha-2} - (t-1)\binom{t-2}{\alpha-2}\right] \\
&= f(t-1) + (\beta - (t-1))\binom{t-2}{\alpha-2} \geq -\binom{\beta}{\alpha}
\end{aligned}$$

where the inequality holds since $f(t) \geq -\binom{\beta}{\alpha}$ using the induction assumption, and $\beta \geq t - 1$. This completes the proof of Proposition 2 for any arbitrary T . \blacksquare

Proof of Proposition 3: In order to prove the inequality, we can rewrite $V_{\alpha,\beta}$ defined in (81) as

$$\begin{aligned}
V_{\alpha,\beta} &= \binom{K-\alpha-1}{K-\beta-1} + \frac{\binom{K-\alpha-1}{S-1}\binom{K-1}{K-\beta-1}}{\binom{K-1}{S-1}} \left((\alpha-1) - \frac{\alpha\beta}{K-S} \right) \\
&= \binom{K-\alpha-1}{K-\beta-1} + \frac{(K-\alpha-1)!(K-S)!}{(K-\alpha-S)!(K-\beta-1)!\beta!} \cdot \frac{\alpha!(\beta-\alpha)!}{\alpha!(\beta-\alpha)!} \left((\alpha-1) - \frac{\alpha\beta}{K-S} \right) \\
&= \binom{K-\alpha-1}{K-\beta-1} + \frac{\binom{K-\alpha-1}{K-\beta-1}\binom{K-S}{\alpha}}{\binom{\beta}{\alpha}} \left((\alpha-1) - \frac{\alpha\beta}{K-S} \right) \\
&= \binom{K-\alpha-1}{K-\beta-1} \left(1 + \frac{\binom{K-S}{\alpha}}{\binom{\beta}{\alpha}} \left((\alpha-1) - \frac{\alpha\beta}{K-S} \right) \right) \\
&= \frac{\binom{K-\alpha-1}{K-\beta-1}}{\binom{\beta}{\alpha}} \left(\binom{\beta}{\alpha} + (\alpha-1)\binom{K-S}{\alpha} - \frac{\alpha\beta}{K-S}\binom{K-S}{\alpha} \right) \\
&= \frac{\binom{K-\alpha-1}{K-\beta-1}}{\binom{\beta}{\alpha}} \left(\binom{\beta}{\alpha} + (\alpha-1)\binom{K-S}{\alpha} - \beta\binom{K-S-1}{\alpha-1} \right) \geq 0, \tag{107}
\end{aligned}$$

where the inequality holds due to the claim of Proposition 2 for $T = K - S$, that is

$$f(T-S) = (\alpha-1)\binom{K-S}{\alpha} - \beta\binom{K-S-1}{\alpha-1} \geq -\binom{\beta}{\alpha}.$$

This completes the proof of Proposition 3. \blacksquare

APPENDIX G

DECOMPOSITION OF FILE TRANSITION GRAPH: PROOF OF LEMMA 7

Given a file transition graph $\mathcal{G}(V, E)$, let us construct an undirected bipartite graph $\mathcal{H}(V', E')$ (or more accurately bipartite multigraph, since there might be multiple edges between two nodes) by distinguishing worker nodes at iterations t and $t + 1$. More precisely, the vertex set V' is partitioned into two disjoint subsets $\mathcal{W}^{(t)} = \{W_i^{(t)} : i \in [K]\}$ and $\mathcal{W}^{(t+1)} = \{W_i^{(t+1)} : i \in [K]\}$. For every file F^j with $j \in u(i) \cap d(\ell)$, we include one edge e_j between $W_i^{(t)}$ and $W_\ell^{(t+1)}$. Note that if there is more than one file processed by W_i at iteration t and assigned to W_ℓ at iteration $t + 1$, then there are multiple edges between the two vertices $W_i^{(t)}$ and $W_\ell^{(t+1)}$ in the graph, one for each file. From the aforementioned description of $\mathcal{H}(V', E')$, it is evident that $\mathcal{H}(V', E')$ is an N/K -regular

graph bipartite multigraph. It is easy to see that the original file transition graph $\mathcal{G}(V, E)$ can be recovered from $\mathcal{H}(V', E')$ by collapsing nodes $W_i^{(t)}$ and $W_i^{(t+1)}$ for each $i \in [K]$. More precisely, each edge between $W_i^{(t)}$ and $W_\ell^{(t+1)}$ in $\mathcal{H}(V', E')$ is corresponding to a directed edge from W_i to W_ℓ in $\mathcal{G}(V, E)$. This shows a one-to-one mapping between the directed graph $\mathcal{G}(V, E)$ and the undirected bipartite graph $\mathcal{H}(V', E')$.

Our proposed decomposition for the graph $\mathcal{G}(V, E)$ is based on the decomposition of the bipartite graph $\mathcal{H}(V', E')$ into perfect matchings. Assume $\mathcal{H}(V', E')$ can be decomposed into N/K perfect matchings between $\mathcal{W}^{(t)}$ and $\mathcal{W}^{(t+1)}$, namely $\mathcal{H}_j(V', E'_j)$, where $j \in [N/K]$ and $|E'_j| = K$, and the degree of each node in $\mathcal{H}_j(V', E'_j)$ is exactly one. Then, by collapsing nodes $W_i^{(t)}$ and $W_i^{(t+1)}$, for $i \in [K]$, in $\mathcal{H}_j(V', E'_j)$, we get a directed graph $\mathcal{G}_j(V, E_j)$ over $V = \{W_1, W_2, \dots, W_K\}$ where the in-degree and out-degree of each node W_i in $\mathcal{G}_j(V, E_j)$ are equal to those of $W_i^{(t)}$ and $W_i^{(t+1)}$ in $\mathcal{H}_j(V', E'_j)$, respectively, which are both equal to 1.

The fact that the bipartite graph $\mathcal{H}(V', E')$ can be decomposed into N/K perfect matchings follows from a recursive application of Hall's theorem. We use Hall's theorem to find perfect matchings in $\mathcal{H}(V', E')$ as follows.

Theorem 6 (Theorem 1 in [25]). *A bipartite graph $\mathcal{H}(V', E')$, with vertex set $V' = \mathcal{W}^{(t)} \cup \mathcal{W}^{(t+1)}$, contains a complete matching from $\mathcal{W}^{(t)}$ to $\mathcal{W}^{(t+1)}$ if and only if*

$$|\mathcal{N}(T)| \geq |T|, \quad (108)$$

for every non-empty subset $T \subseteq \mathcal{W}^{(t)}$.

In order to apply Hall's theorem to $\mathcal{H}(V', E')$, we need to test the necessary and sufficient condition. Let T be an arbitrary set of vertices in $\mathcal{W}^{(t)}$, i.e., $T \subset \mathcal{W}^{(t)}$, and $\mathcal{N}(T)$ denote the set of neighbors of T in $\mathcal{W}^{(t+1)}$. Recall that the degree of each vertex in T is N/K . Hence, there is a total of $|T|N/K$ edges exit T to reach nodes in $\mathcal{N}(T)$. However, note that the total number of edges incoming to $\mathcal{N}(T)$ cannot exceed $|\mathcal{N}(T)|N/K$, because each node in $\mathcal{N}(T)$ has degree N/K . The set of edges outgoing T is a subset of edges incoming to $\mathcal{N}(T)$. Therefore, we have $|T|N/K \leq |\mathcal{N}(T)|N/K$, which implies $|T| \leq |\mathcal{N}(T)|$. Thus, the condition of Hall's theorem holds and there exists one perfect matching between the nodes in $\mathcal{W}^{(t)}$ and $\mathcal{W}^{(t+1)}$. Including the set of edges that constitute such a perfect matching in the set $E'_{N/K}$, we obtain the subgraph $\mathcal{H}_{N/K}(V', E'_{N/K})$.

Next, one can remove the edges in $E'_{N/K}$ from E' . This reduces the degree of each node by 1, resulting in a new regular bipartite graph, with degree $N/K - 1$. Repeating the same argument on each residual graph, we can find a perfect matching, and then we remove its edges from the bipartite graph $\mathcal{H}(V', E')$ until no edge is left. This provides us with N/K perfect matchings in $\mathcal{H}(V', E')$, and each perfect matching corresponds to a subgraph of the file transition graph $\mathcal{G}(V, E)$. This completes the proof of Lemma 7. \blacksquare

Remark 3. *The problem of finding a perfect matching in an N/K -regular bipartite graph $\mathcal{H}(V', E')$, with $|V'| = 2K$ vertices and $|E'| = K \times N/K = N$ edges, is well-studied in the graph theory literature. For regular bipartite graphs, a perfect matching is known to be computable in $O(N)$ time [26]. Recently, the authors in [27] have proposed a randomized algorithm that finds a perfect matching in an N/K -regular bipartite graph. The resulting runtime is $O(K \log K)$ (both in expectation and with high probability). We refer the interested reader to the aforementioned references for further details.*

Example 6 (Example 5 Continued): Let us revisit the data shuffling system studied in Example 5, with $K = 4$ worker nodes, and $N = 8$ files, denoted by $\{A, B, C, D, E, F, G, H\}$. Fig. 14(a) captures the file transition graph $\mathcal{G}(V, E)$, and Fig. 14(b) depicts the corresponding bipartite graph $\mathcal{H}(V', E')$. For example, the directed edge, labeled by E , from W_1 to W_4 in $\mathcal{G}(V, E)$ indicates that file E is processed by worker nodes W_1 and W_4 at iterations t and $t + 1$, respectively. Accordingly, there is an edge, labeled by E , between $W_1^{(t)}$ and $W_4^{(t+1)}$ that shows an assignment of file E to worker node W_1 at iteration t , and to worker node W_4 at iteration $t + 1$.

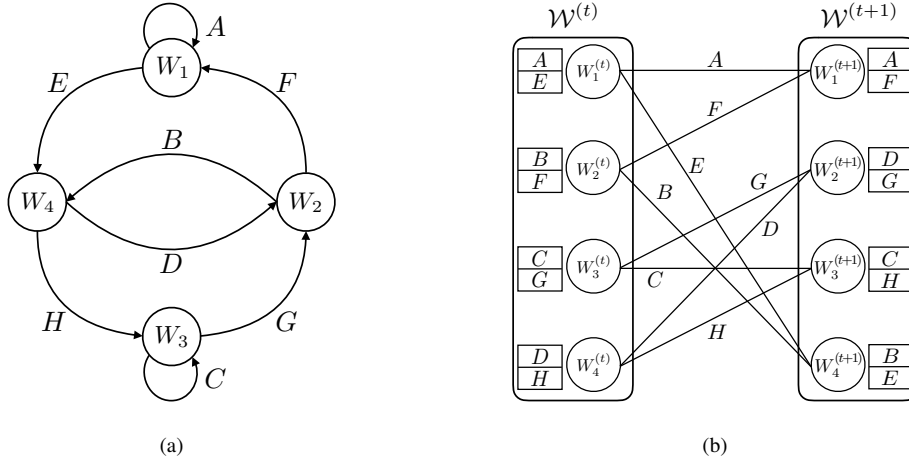


Fig. 14. (a) The file transition graph $\mathcal{G}(V, E)$ for the data shuffling system of Example 5. (b) The corresponding bipartite graph $\mathcal{H}(V', E')$.

After constructing $\mathcal{H}(V', E')$, we decompose it into $N/K = 2$ perfect matchings between $\mathcal{W}^{(t)}$ and $\mathcal{W}^{(t+1)}$, designated by solid and dashed lines in Fig. 15(a). The corresponding canonical subgraphs of $\mathcal{G}(V, E)$ are also shown in the figure. Another possible decomposition of $\mathcal{H}(V', E')$ is depicted by Fig. 15(b), along with the corresponding decomposition of $\mathcal{G}(V, E)$. The existence of the decomposition of $\mathcal{H}(V', E')$ is guaranteed by Hall's theorem, which results in the feasibility of the decomposition of $\mathcal{G}(V, E)$. However, the graph decomposition is not unique, and there may be more than one decomposition for one instance of the data shuffling problem. \blacklozenge

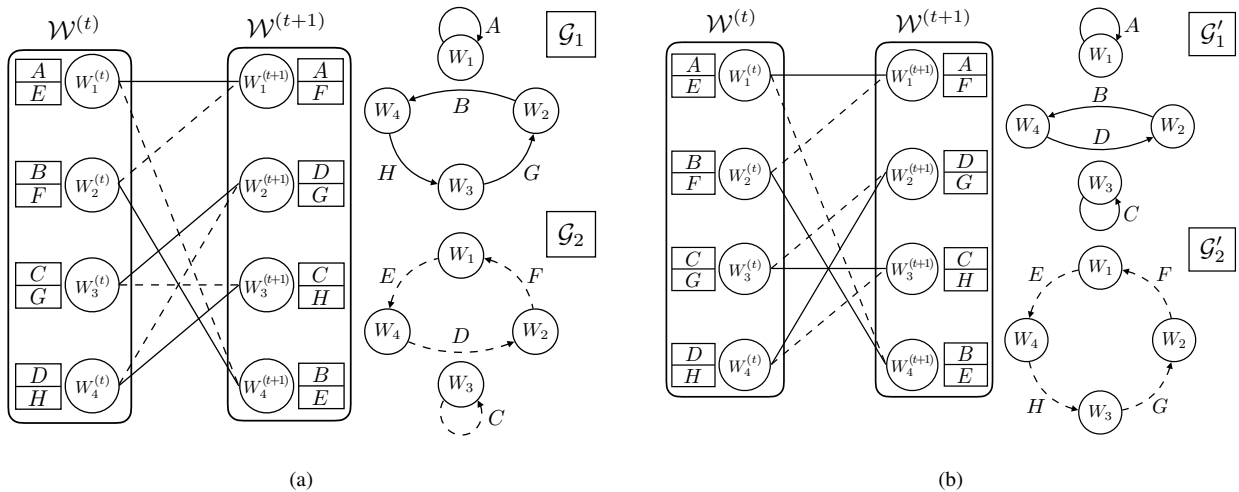


Fig. 15. (a) One decomposition of $\mathcal{H}(V', E')$, shown in Fig. 14(b), into $N/K = 2$ perfect matchings, designated by solid and dashed lines, and the corresponding decomposition of $\mathcal{G}(V, E)$, shown in Fig. 14(a), into two canonical subgraphs. (b) Another decomposition of $\mathcal{H}(V', E')$ into $N/K = 2$ perfect matchings, and the corresponding decomposition of $\mathcal{G}(V, E)$ into canonical subgraphs.

REFERENCES

- [1] A. Elmahdy and S. Mohajer, “On the fundamental limits of coded data shuffling,” *IEEE International Symposium on Information Theory (ISIT)*, 2018.
- [2] M. Zaharia, M. Chowdhury, M. J. Franklin, S. Shenker, and I. Stoica, “Spark: Cluster computing with working sets,” *2nd USENIX Workshop on Hot Topics in Cloud Computing (HotCloud)*, 2010.
- [3] J. Dean and S. Ghemawat, “MapReduce: Simplified data processing on large clusters,” *6th Symposium on Operating System Design and Implementation (OSDI)*, 2004.
- [4] M. Isard, M. Budiu, Y. Yu, A. Birrell, and D. Fetterly, “Dryad: Distributed data-parallel programs from sequential building blocks,” *2nd ACM SIGOPS European Conference on Computer Systems (EuroSys)*, vol. 41, no. 3, pp. 59–72, 2007.
- [5] D. G. Murray, M. Schwarzkopf, C. Smowton, S. Smith, A. Madhavapeddy, and S. Hand, “CIEL: A universal execution engine for distributed data-flow computing,” *8th USENIX Conference on Networked Systems Design and Implementation (NSDI)*, pp. 113–126, 2011.
- [6] B. Recht and C. Ré, “Toward a noncommutative arithmetic-geometric mean inequality: conjectures, case-studies, and consequences,” *Conference on Learning Theory (COLT)*, 2012.
- [7] L. Bottou, “Stochastic gradient descent tricks,” *Neural networks: Tricks of the trade*, pp. 421–436, 2012.
- [8] M. Gürbüzbalaban, A. Ozdaglar, and P. Parrilo, “Why random reshuffling beats stochastic gradient descent,” *arXiv preprint arXiv:1510.08560*, 2015.
- [9] O. Shamir, “Without-replacement sampling for stochastic gradient methods,” *Advances in Neural Information Processing Systems (NIPS)*, pp. 46–54, 2016.
- [10] B. Ying, K. Yuan, S. Vlaski, and A. H. Sayed, “Stochastic learning under random reshuffling,” *arXiv preprint arXiv:1803.07964*, 2018.
- [11] J. Z. HaoChen and S. Sra, “Random shuffling beats SGD after finite epochs,” *arXiv preprint arXiv:1806.10077*, 2018.
- [12] Q. Meng, W. Chen, Y. Wang, Z.-M. Ma, and T.-Y. Liu, “Convergence analysis of distributed stochastic gradient descent with shuffling,” *arXiv preprint arXiv:1709.10432*, 2017.
- [13] M. A. Maddah-Ali and U. Niesen, “Fundamental limits of caching,” *IEEE Transactions on Information Theory*, vol. 60, no. 5, pp. 2856–2867, 2014.
- [14] Q. Yu, M. A. Maddah-Ali, and A. S. Avestimehr, “The exact rate-memory tradeoff for caching with uncoded prefetching,” *IEEE Transactions on Information Theory*, vol. 64, no. 2, pp. 1281–1296, 2018.
- [15] K. Lee, M. Lam, R. Pedarsani, D. Papailiopoulos, and K. Ramchandran, “Speeding up distributed machine learning using codes,” *IEEE Transactions on Information Theory*, 2017.
- [16] J. Chung, K. Lee, M. Lam, R. Pedarsani, D. Papailiopoulos, and K. Ramchandran, “Ubershuffle: Communication-efficient data shuffling for SGD via coding theory,” *Advances in Neural Information Processing Systems (NIPS)*, 2017.
- [17] M. A. Attia and R. Tandon, “Information theoretic limits of data shuffling for distributed learning,” *IEEE Global Communications Conference (GLOBECOM)*, pp. 1–6, 2016.
- [18] —, “On the worst-case communication overhead for distributed data shuffling,” *54th Annual Allerton Conference on Communication, Control, and Computing (Allerton)*, pp. 961–968, 2016.
- [19] —, “Near optimal coded data shuffling for distributed learning,” *arXiv preprint arXiv:1801.01875*, 2018.
- [20] L. Song, C. Fragouli, and T. Zhao, “A pliable index coding approach to data shuffling,” *arXiv preprint arXiv:1701.05540*, 2017.
- [21] Z. Bar-Yossef, Y. Birk, T. S. Jayram, and T. Kol, “Index coding with side information,” *IEEE Transactions on Information Theory*, vol. 57, no. 3, pp. 1479–1494, 2011.
- [22] S. Li, M. A. Maddah-Ali, and A. S. Avestimehr, “Coded MapReduce,” *53rd Annual Allerton Conference on Communication, Control, and Computing (Allerton)*, pp. 964–971, 2015.
- [23] S. Li, M. A. Maddah-Ali, Q. Yu, and A. S. Avestimehr, “A fundamental tradeoff between computation and communication in distributed computing,” *IEEE Transactions on Information Theory*, vol. 64, no. 1, pp. 109–128, 2018.
- [24] S. Li, M. A. Maddah-Ali, and A. S. Avestimehr, “A unified coding framework for distributed computing with straggling servers,” *IEEE Globecom Workshops (GC Wkshps)*, pp. 1–6, 2016.
- [25] P. Hall, “On representatives of subsets,” *Journal of the London Mathematical Society*, vol. 1, no. 1, pp. 26–30, 1935.
- [26] R. Cole, K. Ost, and S. Schirra, “Edge-coloring bipartite multigraphs in $O(E \log D)$ time,” *Combinatorica*, vol. 21, no. 1, pp. 5–12, 2001.
- [27] A. Goel, M. Kapralov, and S. Khanna, “Perfect matchings in $O(n \log n)$ time in regular bipartite graphs,” *SIAM Journal on Computing*, vol. 42, no. 3, pp. 1392–1404, 2013.