

Differentially Private False Discovery Rate Control

Cynthia Dwork Weijie J. Su* Li Zhang

Harvard University, University of Pennsylvania, and Google Inc.

November 12, 2021

Abstract

Differential privacy provides a rigorous framework for privacy-preserving data analysis. This paper proposes the first differentially private procedure for controlling the false discovery rate (FDR) in multiple hypothesis testing. Inspired by the Benjamini-Hochberg procedure (BHq), our approach is to first repeatedly add noise to the logarithms of the p -values to ensure differential privacy and to select an approximately smallest p -value serving as a promising candidate at each iteration; the selected p -values are further supplied to the BHq and our private procedure releases only the rejected ones.

Apart from the privacy considerations, we develop a new technique that is based on a backward submartingale for proving FDR control of a broad class of multiple testing procedures, including our private procedure, and both the BHq step-up and step-down procedures. As a novel aspect, the proof works for arbitrary dependence between the true null and false null test statistics, while FDR control is maintained up to a small multiplicative factor. This theoretical guarantee is the first in the FDR literature to explain the empirical validity of the BHq procedure in three simulation studies.

Keywords. Differential privacy, Report Noisy Max, false discovery rate, Benjamini-Hochberg procedure, positive regression dependence on subset, submartingale

1 Introduction

With the growing availability of large-scale datasets, decision-making in healthcare, information technology, and government agencies is increasingly driven by data analyses. This data-driven paradigm, however, comes with great risk if the databases contain sensitive information of individuals such as health records or financial data. Without appropriate adjustments, statistical analysis applied to these databases can lead to privacy violation. For example, Homer et al. demonstrate that, under certain conditions, it is possible to determine whether an individual with a known genotype is in a genome-wide association study (GWAS) even when only minor allele frequencies are revealed [36]. Such privacy issues have serious implications: at best, individuals and agencies are discouraged from

*Email: suw@wharton.upenn.edu

sharing their data for research purposes due to the concern of privacy leakage, impeding scientific progress [40]; at worst, potential adversaries could make use of sensitive information to jeopardize the social foundations of liberal democracy [63].

Being able to conduct data analysis in a way that preserves privacy, therefore, is key to removing barriers to scientific research while preventing breaches of personal data. In this paper, we offer the first privacy-preserving multiple testing procedure. The problem of multiple testing arises in many privacy-sensitive applications such as a GWAS, where a large number of single-nucleotide polymorphisms (SNPs) are tested simultaneously for an association with a disease and the hope is to control some error rate for the significant SNPs. Perhaps the most popular error rate is the *false discovery rate* (FDR), which, roughly speaking, is the expected fraction of erroneously rejected hypotheses among all rejected hypotheses.

We use *differential privacy* to measure privacy loss of our multiple testing procedure (Definition 2.1). First introduced by Dwork et al. [23], this definition of privacy is tailored to statistical data analysis. The goal in a differentially private algorithm is to hide the presence or absence of any individual or small group of individuals, the intuition being that an adversary unable to tell whether or not a given individual is even a member of the database surely cannot glean information specific to this individual. In computer science, considerable efforts have been made to develop private data release mechanisms [23, 47, 3] and private machine learning algorithms under differential privacy constraints, for example, boosting [34], empirical risk minimization [15], private PAC learning [7], and deep learning [1]. On the statistical front, differential privacy has been added to and incorporated into many statistical methods in areas of robust statistics [22], nonparametric density estimation [62], hypothesis testing [60, 28], finite-sample confidence intervals [39], functional data analysis [33], network data analysis [38], and linear regression [42, 61].

A second major contribution of the paper is to prove FDR control of this procedure and beyond. Formally, the FDR is defined as

$$\text{FDR} := \mathbb{E} \left[\frac{V}{\max\{R, 1\}} \right],$$

where R denotes the number of rejections (discoveries) made by a procedure and V the number of true null hypotheses that are falsely rejected (false discoveries). This notion of type I error rate was introduced in the seminal work of Benjamini and Hochberg [8], along with the Benjamini–Hochberg procedure (BHq) that controls the FDR under certain conditions (Algorithm 1). Our procedure, referred to as PrivateBHq henceforth and with details given in Algorithm 5, is derived by recognizing the iterative nature of the BHq procedure and making each iteration differentially private. Unfortunately, all existing proof strategies for FDR control are invalid for PrivateBHq.

Thus, a new technique for proving FDR control is needed. To this end, we

1. Develop a novel proof of FDR control for a class of multiple testing procedures, including the original (non-private) BHq and many of its variants – a proof requiring different assumptions than those found in the vast literature on this topic – and

2. Relate the FDR control and power properties of PrivateBHq to the corresponding properties of the non-private version.

PrivateBHq provides unconditional end-to-end privacy. Now, regarding p -values as functions of a dataset, our proof of the FDR and power properties of PrivateBHq requires that the underlying, non-private, p -value functions satisfy a certain technical condition, specifically, Definition 2.5 with sufficiently small parameters. All computations satisfy the definition for *some* choice of these parameters, but not all choices of parameters yield meaningful results when we enforce privacy. Popular examples of p -values satisfying the condition are described in Section 2.

The outline of the remainder of the paper is as follows. The next two subsections elucidate the two contributions, namely developing PrivateBHq and proving FDR control for a class of procedures, and the following subsection consolidates privacy and inferential properties together for PrivateBHq. To make this paper self-contained, in Section 2 we give a brief introduction to differential privacy, followed by the complete development of the PrivateBHq procedure. Section 3 is devoted to establishing FDR control of a broad class of multiple testing procedures and, as an application, Section 4 proves FDR control of PrivateBHq and argues its power as well. Next, we present three simulation studies in Section 5 to show the effectiveness of our new FDR control result applied to the BHq. The paper is concluded by a discussion in Section 6.

Algorithm 1 BHq Step-Up Procedure

Input: nominal level $0 < q < 1$ and p -values p_1, \dots, p_m

Output: a set of rejected hypotheses

- 1: sort the p -values in increasing order: $p_{(1)} \leq p_{(2)} \leq \dots \leq p_{(m)}$
 - 2: **for** $j = m$ to 1 **do**
 - 3: **if** $p_{(j)} > qj/m$ **then**
 - 4: continue
 - 5: **else**
 - 6: reject $p_{(1)}, \dots, p_{(j)}$ and halt
 - 7: **end if**
 - 8: **end for**
-

1.1 Making BHq private

The original BHq is our starting point in developing the PrivateBHq procedure. The original procedure is non-private because the data of a single individual can affect the p -values of all hypotheses simultaneously, possibly changing the outcome of the BHq procedure dramatically.

To make the BHq private, for now we need two facts about differential privacy: (1) differential privacy is closed under composition, permitting us to bound the cumulative privacy loss over multiple differentially private computations. This allows us to build complex differentially private algorithms from simple differentially private primitives, and

(2) we will make use of the well-known Report Noisy Max (respectively, Report Noisy Min) primitive [24], in which appropriately distributed fresh random noise is added to the result of each computation, and the index of the computation yielding the maximum (respectively, minimum) noisy value is returned. By returning only one index the procedure allows us to pay an accuracy price for a single rather than all computations¹.

A natural approach to obtaining a private version of BHq is by repeated use of Report Noisy Max: Starting with $j = m$ and decreasing: use Report Noisy Max to find the (approximately) largest p -value; estimate that p -value and, if the estimate is above a certain more conservative critical value than qj/m , accept the corresponding null hypothesis, remove it from consideration, and repeat. Once a hypothesis is found with its p -value below the threshold, reject all the remaining hypotheses. The principal difficulty with this approach is that every iteration of the algorithm incurs a privacy loss, which can be mitigated only by increasing the magnitude of the noise used by Report Noisy Max. Since each iteration corresponds to the acceptance of a null hypothesis, this step-up procedure is paying in privacy precisely for all null hypotheses accepted, which are by definition not the “interesting” ones. Moreover, recognizing that most null hypotheses in a typical GWAS would be accepted, it is fundamentally difficult to preserve information content while protecting individual privacy by emulating the step-up procedure.

Instead of starting with the largest p -value and considering the values in decreasing order, another approach is to start with the smallest p -value and consider the values in increasing order, rejecting hypotheses one by one until we find a p -value above some threshold. This widely studied variant is called the BHq step-down procedure, in contrast to the aforementioned BHq step-up procedure. Their definitions reveal that the step-down procedure shall be more conservative than its step-up counterpart. This variant, however, can assume less stringent critical values than the BHq critical values while still offering FDR control, often allowing more discoveries than the step-up counterpart [29]. Moreover, [2] demonstrates the two procedures are asymptotically equivalent for Gaussian normal means estimation over a range of sparse signals.

Algorithm 2 BHq Step-Down Procedure

Input: nominal level $0 < q < 1$ and p -values p_1, \dots, p_m

Output: a set of rejected hypotheses

- 1: sort the p -values in increasing order: $p_{(1)} \leq p_{(2)} \leq \dots \leq p_{(m)}$
 - 2: **for** $j = 1$ to m **do**
 - 3: **if** $p_{(j)} \leq qj/m$ **then**
 - 4: reject $p_{(j)}$
 - 5: **else**
 - 6: halt
 - 7: **end if**
 - 8: **end for**
-

¹The variance of the noise distribution depends on the maximum amount that any single datum can (additively) change the outcome of a computation and the inverse of the privacy price one is willing to pay.

If we make the natural modifications to the step-down procedure using Report Noisy Min, also known as the *Private Min* (Algorithm 3), instead of Report Noisy Max, then we pay a privacy cost only for nulls rejected in favor of the corresponding alternative hypotheses, which by definition are the “interesting” ones. Since the driving application of BHq is to select promising directions for future investigation that have a decent chance of panning out, we can view its outcome as advice for allocating resources. Thus, a procedure that finds a relatively small number of high-quality hypotheses, still achieving FDR control, may be as useful as a procedure that finds a much larger set.

1.2 A new technique for proving FDR control

While various techniques have been developed in the literature for proving FDR control, they are not applicable to privacy-preserving procedures. Any privacy-preserving procedure is necessarily randomized. Consequently, the j th most significant noisy p -value may not necessarily correspond to the j th most significant true p -value. Even worse, PrivateBHq may compare a noisy p -value to a critical value with a different rank and, as an inevitable result, a larger p -value may be rejected while a smaller p -value is accepted. This is in stark contrast to the (non-private) BHq and most of its variants, which reject p -values that are contiguous in sorted order.

These facts about the PrivateBHq procedure destroy some crucial properties for proving FDR control in existing approaches. For example, it is not clear how to adapt the elegant martingale technique for FDR control, proposed by Storey, Taylor and Siegmund [58] (see [49, 35, 50] for extensions of this martingale argument). In essence, this approach is to construct an empirical process indexed by a threshold under which a p -value is rejected. In the case of PrivateBHq, unfortunately, no such threshold exists for singling out p -values for declaring significance. Another technique that appears frequently in the FDR control literature (see, for example, [10, 54, 27, 51, 13, 35]) is based on a crucial property of BHq: provided that a p -value is rejected, the effective threshold for declaring significance is completely determined by the remaining p -values. Unfortunately, this property is not satisfied by PrivateBHq either.

To pursue a new strategy for PrivateBHq, we observe that, although PrivateBHq might skip some of the minimum p -values, nevertheless it preserves a key property with high probability: if R rejections are made, the largest rejected p -value is roughly upper bounded by qR/m . This motivates us to give the following definition.

Definition 1.1. Given any cutoffs $0 < q_1 \leq q_2 \leq \dots \leq q_m$, a multiple testing procedure is said to be *compliant* with $\{q_j\}_{j=1}^m$, if all rejected p -values are always bounded above by q_R , where R is the number of rejections.

In the case of no rejections ($R = 0$), as a convention, the (non-existent) rejected p -value is considered to be bounded above by q_R . Compliance is an instance of a more general condition termed *self-consistency* [11], which further allows a procedure to incorporate prior information about each hypothesis into the cutoffs. Using the BHq critical values $\{qj/m\}$ as the cutoffs (referred to as BHq-compliance henceforth), however, our

condition is sufficiently general to cover many classical multiple testing procedures, including both the step-down and step-up procedures, the generalized step-up-step-down procedures [59, 52] and particularly the PrivateBHq procedure. The compliance condition is solely determined by the number of rejected p -values and the size of the largest one, without requiring that each rejected p -value be below its associated critical value. As a consequence, this condition permits skipping the smallest p -values and this is well-suited for differentially private procedures. As an aside, it is generally easy to identify whether a given procedure satisfies this condition or not.

As a surprising finding of this work, FDR control is simply a consequence of BHq-compliance together with the *independence with the null* condition (Definition 1.2). As such, our finding offers more than expected, applying to far more examples than PrivateBHq. In detail, we consider a generalized FDR [53, 55] defined as

$$\text{FDR}_k := \mathbb{E} \left[\frac{V}{R}; V \geq k \right],$$

which reduces to the usual FDR if the positive integer k is set to 1. The present paper focuses on the case of $k \geq 2$. In other words, this slightly relaxed FDR permits no more than $k - 1$ false discoveries without any penalty, trading off for more power improvement while still maintaining a meaningful interpretation of the rejected hypotheses. The difference between the original FDR and FDR_k becomes negligible if the number of discoveries R is large.

Definition 1.2. A set of m test statistics are said to satisfy a condition referred to as *independence within the null*, or IWN for short, if the true null test statistics are jointly independent.

With the two preparatory definitions in place, we offer the following theorem. Let m_0 denote the number of true null hypotheses and $\pi_0 := m_0/m$ be the true null proportion.

Theorem 1. *If the test statistics obey the IWN condition, then any procedure that is compliant with the BHq critical values $\{qj/m\}_{j=1}^m$ must satisfy*

$$\text{FDR}_k \leq C_k \pi_0 q \tag{1.1}$$

for every $k \geq 2$, where C_k is a universal constant.

We immediately obtain the following corollary.

Corollary 1.3. *If the test statistics obey the IWN condition, both the BHq step-up and step-down procedures satisfy (1.1) for $k \geq 2$.*

This bound involves an additional factor C_k , compared with the usual bound $\pi_0 q$ in the FDR literature. Explicitly, letting $\{\xi_j\}_{j=1}^\infty$ be i. i. d. exponential random variables with mean 1, the constant is given as

$$C_k = \mathbb{E} \left[\max_{j \geq k} \frac{j}{\xi_1 + \cdots + \xi_j} \right]. \tag{1.2}$$

For example, $C_2 \approx 2.41$, $C_3 \approx 1.85$, $C_{10} \approx 1.32$, and C_k tends to 1 as $k \rightarrow \infty$. In particular, C_1 defined in (1.2) is infinite, and this is exactly why Theorem 1 does not apply to the usual FDR.

Theorem 1 is optimal for all $k \geq 2$ as we show next.

Theorem 2. *Given any $C < C_k$, if q is sufficiently small and m is sufficiently large, then there exists a BHq-compliant procedure applied to a set of IWN p -values such that*

$$\text{FDR}_k > Cq.$$

In the literature, existing FDR-controlling procedures often assume independence between the true null and false null test statistics (see [8, 9]) or certain sophisticated correlation structures between these two sets of test statistics, such as the positive regression dependent on subset (PRDS) property [10, 41, 56] (see also [52, 12]). Roughly speaking, the PRDS property holds if the test statistics exhibit certain positive dependence on each true null test statistic. In particular, the dependence between true and false nulls cannot be arbitrary. For the sake of completeness, we emphasize that the literature has considered a few cases for FDR control with an arbitrary correlation between the two sets of test statistics [10, 11], but, unfortunately, the associated procedures are often extremely conservative. As a well-known example, Benjamini and Yekutieli show in Theorem 1.3 of [10] that the BHq procedure gives FDR control using critical values at level $q/(1 + \frac{1}{2} + \dots + \frac{1}{m}) \approx q/(\log m + 0.577)$ in place of q . In fact, BHq with this log-factor correction could be even more conservative than the Bonferroni method [45].

In contrast, Theorem 1 makes no assumptions regarding the dependence between the true nulls and false nulls, while still controlling the FDR up to a small multiplicative factor. As such, Theorem 1 is a contribution of independent interest to the vast FDR literature. Notably, the dependence can even be “adversarial” in the sense that the false null p -values can even be constructed as arbitrary functions of the true null p -values. This provides positive evidence toward understanding the robustness of the BHq procedure observed in a wide range of theoretical and empirical studies [57, 30, 16]. To be precise, while existing theoretical work certifying FDR control of the BHq procedure needs to impose specific distributional assumptions on the p -values, this procedure is empirically observed to yield valid FDR control with a much larger class of correlation structures, and it is even challenging to construct numerical examples where the BHq fails to control the FDR [32, 31]. Following this point of view, Theorem 1 can be thought of as establishing the robustness of the BHq against arbitrary dependence between the true null test statistics and the false nulls.

1.3 Back to PrivateBHq

Consolidating pieces of Sections 1.1 and 1.2, we aim for a procedure that has the following three properties simultaneously: differential privacy, provable FDR control, and appreciable detection power. As noted earlier, PrivateBHq provides differential privacy unconditionally. To argue the remaining two properties one needs to consider the careful

way in which privacy-preserving noise is added to p -values and take into account the *multiplicative sensitivity* of the p -value computation, a measure of how much the p -value can change between adjacent databases (see Definition 2.5 in Section 2.2). Roughly speaking, we say a p -value is η -multiplicatively sensitive for some $\eta \geq 0$ if for any two adjacent databases (that is, databases differing in a single element) D and D' , the p -values computed on them are within a multiplicative factor of e^η of each other, unless they are exceedingly small (captured by a second parameter, ν). As shown in Section 2.2 by examples, many standard statistical tests have p -values that are $O(n^{-0.5+o(1)})$ -multiplicatively sensitive (recall that n denotes the number of individuals in the database).

Let m' denote the maximum number of significant hypotheses reported by PrivateBHq and let $\varepsilon \geq 0$ be the privacy parameter (see Definition 2.1). Informally, if $\eta\sqrt{m'}/\varepsilon$ is small, then the PrivateBHq procedure achieves the following properties:

- (a) *It is differentially private, unconditionally.*
- (b) *It controls the FDR at level $q + o(1)$ whenever all the p -value functions are (η, ν) -sensitive for a sufficiently small value of η .*
- (c) *With high probability, it makes at least as many discoveries as the BHq step-down procedure truncated at m' with nominal level $(1 - o(1))q$ whenever all the p -value functions satisfy (η, ν) -sensitivity for sufficiently small η and ν .*

These three claims will be made explicit in Theorems 3, 5, and 6, respectively.

2 The PrivateBHq Procedure

In this section, we first introduce the differential privacy machinery at a minimal level and then focus on developing the PrivateBHq procedure.

2.1 Preliminaries on differential privacy

A database $D = (d_1, d_2, \dots, d_n) \in \mathcal{X}^n$ consists of n data items (for example, health records of n individuals), where \mathcal{X} is a sample universe. Data items need not be independent (for example, health records of siblings). Two databases $D, D' = (d'_1, d'_2, \dots, d'_n)$ are said to be *neighbors*, or *adjacent*, if they differ only in one data item. That is, there is exactly one j such that $d_j \neq d'_j$. A (randomized) mechanism \mathcal{M} is an algorithm that takes a database as input and releases some (randomized) response of interest. We denote by $\text{range}(\mathcal{M})$ the collection of all possible outputs of the mechanism \mathcal{M} . In the context of genome-wide association studies, a database D records genotypes of individuals, and \mathcal{M} , for example, is a mechanism that releases the minor allele frequency of a SNP plus some random noise.

Differential privacy, now sometimes called *pure differential privacy*, was defined and first constructed in [23]. The relaxation defined next is sometimes referred to as *approximate differential privacy*.

Definition 2.1 (Differential Privacy [23, 21]). A (randomized) mechanism \mathcal{M} is (ε, δ) -differentially private for some nonnegative ε, δ if for all adjacent databases D, D' and for any event $S \subset \text{range}(\mathcal{M})$,

$$\mathbb{P}(\mathcal{M}(D) \in S) \leq e^\varepsilon \mathbb{P}(\mathcal{M}(D') \in S) + \delta.$$

Pure differential privacy is the special case where $\delta = 0$. In the definition above, both databases D, D' are fixed and the probabilities are taken over the randomness of the mechanism \mathcal{M} . The parameters ε and δ measure the desired privacy protection. With small ε and δ , this definition states that the likelihood of the released response is indifferent to changing a single individual in the database, thus leaking little indication of whether a particular individual is in the database even if all the other individuals are known. This provides strong privacy protection for each individual in and outside the database.

To report a statistic $f = f(D)$ in a differentially private manner, any mechanism is necessarily randomized. As its name suggests, the *Laplace mechanism* does so by perturbing f with noise generated from the Laplace distribution $\text{Lap}(\lambda)$, whose probability density is $\exp(-|x|/\lambda)/(2\lambda)$. The scale $\lambda > 0$ should be calibrated to the *sensitivity* of the statistic f , defined as follows.

Definition 2.2. Let f be a real or vector valued function that takes as input a database. The sensitivity of f , denoted as Δf , is the maximum of $\|f(D) - f(D')\|_1$ over all adjacent D, D' , where $\|\cdot\|_1$ denotes the ℓ_1 norm.

Formally, for any function f that maps databases to \mathbb{R}^r for some positive integer r , we have the following result.

Lemma 2.3 (Laplace Mechanism [23]). *The Laplace mechanism \mathcal{M}_L that outputs*

$$\mathcal{M}_L(D; f) = f(D) + (Z_1, \dots, Z_r)$$

preserves $(\varepsilon, 0)$ -differential privacy, where Z_j are i. i. d. draws from $\text{Lap}(\Delta f/\varepsilon)$.

A simple algorithm that integrates the Laplace mechanism is the Private Min, which is better known as the Report Noisy Min in the literature [24] and will be the building block of PrivateBHq, introduced in Section 2.3. Consider a collection of scalar functions f_1, \dots, f_m . The Private Min adds Laplace noise to each f_j and then reports the smallest noisy count (with fresh noise added) and its index. A formal description of Private Min is given in Algorithm 3. The following lemma concerns its privacy property.

Lemma 2.4. *The Private Min, as detailed in Algorithm 3, is $(\varepsilon, 0)$ -differentially private.*

A peek at the proof of this well known lemma, which for completeness appears in the appendix, reveals that reporting each of j^* and $f_{j^*}(D) + Z$ is $(\varepsilon/2, 0)$ -differentially private, hence leading to a total privacy loss of $(\varepsilon/2, 0) + (\varepsilon/2, 0) = (\varepsilon, 0)$. Here we have used the simple fact that differential privacy loss adds up under the composition of sequential mechanisms, that is, the union of the outputs of a sequence of mechanisms that each preserve $(\varepsilon_j, \delta_j)$ -differential privacy is $(\sum \varepsilon_j, \sum \delta_j)$ -differentially private [23]. As an

Algorithm 3 Private Min (Report Noisy Min)

Input: database D , functions f_1, \dots, f_m each with sensitivity at most Δ , and privacy parameter ε

Output: index j^* and approximation to $f_{j^*}(D)$

- 1: **for** $j = 1$ to m **do**
 - 2: set $\tilde{f}_j = f_j(D) + Z_j$, where Z_j is independently sampled from $\text{Lap}(2\Delta/\varepsilon)$
 - 3: **end for**
 - 4: return $j^* = \underset{j}{\operatorname{argmin}} \tilde{f}_j$ and $f_{j^*}(D) + Z$, where Z is a fresh draw from $\text{Lap}(2\Delta/\varepsilon)$
-

aside, the Advanced Composition Theorem [25] (see Lemma 2.9 in Section 2.4), provides a much tighter bound on this privacy degradation.

Looking ahead, and omitting some technicalities, PrivateBHq will operate on differentially private approximations to the logarithms of p -values, returned by multiple invocations of Private Min. Since differential privacy is closed under post-processing, any subsequent computation on these differentially privately obtained values can never increase privacy loss. Thus, PrivateBHq is indeed differentially private, for all p -value functions. Its statistical properties will depend on the kinds of p -value computations that are performed, which we turn to next.

2.2 Multiplicative sensitivity of p -values

Multiple testing procedures ubiquitously act on a set of p -values that are computed by functions that operate on databases. A p -value in our context is frequently referred to as the function on databases for computing the p -value instead of its numerical value, in contrast with the vast statistical literature that often does not distinguish between the function that maps a database to a p -value and the result of the mapping.

We now consider making p -value computations private as the first step toward developing a private multiple testing procedure. In many important p -value computations (see Example 2.6), a larger p -value is affected more in magnitude by the change of a single data item than a smaller p -value. As a result, directly adding noise to the p -values may overprotect privacy and completely overwhelm signals in small p -values. This would inevitably lead to significant detection power loss as the smallest p -values are more likely to correspond to promising hypotheses.

Our solution will be to (very carefully) work with the logarithms of the p -values. This strategy is motivated by the observation that, although the (additive) sensitivity of a p -value may vary greatly, oftentimes the relative change (that is, the ratio) of a p -value on two neighboring databases is very stable, regardless of the magnitude of the p -value, unless it is extremely small. In light of this observation, the sensitivity of a p -value, that is, the worst-case change due to the replacement of an individual in the database, is best measured multiplicatively. Below, η and ν are nonnegative.

Definition 2.5 (Multiplicative Sensitivity). A p -value function p is said to be (η, ν) -multiplicatively sensitive, or (η, ν) -sensitive for short, if for all adjacent databases D and

D' , either both $p(D), p(D') \leq \nu$ or

$$e^{-\eta}p(D) \leq p(D') \leq e^{\eta}p(D).$$

The parameter ν is introduced in recognition of the fact that a very small p -value may jump or fall by a relatively large multiplicative factor between adjacent databases. This parameter is normally much less than the Bonferroni level, resulting in essentially no power loss for truncating p -values at ν . A p -value can satisfy different pairs of (η, ν) -multiplicative sensitivities. In short, the two parameters η and ν exhibit a certain trade-off relationship in the sense that one can increase (resp. decrease) η and decrease (resp. increase) ν in a careful way such that a p -value still satisfies this condition. Every p -value satisfies (η, ν) -sensitivity for *some* values of the parameters. Moreover, given p -value functions p_1, p_2 with multiplicative sensitivities (η_1, ν_1) and (η_2, ν_2) respectively, it is immediate that both functions satisfy $(\max\{\eta_1, \eta_2\}, \max\{\nu_1, \nu_2\})$ -sensitivity, so given a collection of p -values there always exist η, ν so that all of the p -values in the collection are (η, ν) -sensitive.

Our PrivateBHq algorithm will make explicit use of both parameters in ensuring privacy.

Given an (η, ν) -sensitivity p -value function p and a database D , we work with the logarithmic mapping

$$\pi(D; p, \nu) = \log \max\{\nu, p(D)\}$$

This statistic satisfies $\pi(D) - \eta \leq \pi(D') \leq \pi(D) + \eta$ for all neighboring databases D, D' . In other words, π has an *additive* sensitivity bounded by η . Hence, Lemma 2.2 ensures that adding Laplace noise $\text{Lap}(\eta/\varepsilon)$ to $\pi(D)$ preserves $(\varepsilon, 0)$ -differential privacy.

We will see below via examples that two large and important classes of p -value computations are (η, ν) -sensitive for some small η and ν , with rigorous proofs given in the appendix; as a consequence of this, preserving privacy for these p -values only requires a small amount of noise, leading to negligible accuracy loss. Recall that m denotes the total number of hypotheses.

Example 2.6 (Binomial Distribution). Suppose the n individuals in D are, respectively, associated with n i.i.d. Bernoulli variables ξ_1, \dots, ξ_n , each of which takes the value 1 with probability α and the value 0 otherwise. Let T denote the sum. A p -value for testing $H_0 : \alpha \leq \frac{1}{2}$ against the alternative $H_1 : \alpha > \frac{1}{2}$ is given as

$$p(D) = \sum_{i=t}^n \frac{1}{2^n} \binom{n}{i},$$

where t is the realization of T on the database D . Denote by t' the counterpart of t on a neighboring database D' . Without loss of generality, assume $t' = t + 1$. The difference between the two p -values, $|p(D) - p'(D)| = \frac{1}{2^n} \binom{n}{t}$, attains its maximum at $t = \lfloor n/2 \rfloor$ or $\lfloor (n+1)/2 \rfloor$ ($\lfloor x \rfloor$ denotes the greatest integer that is less than or equal to x) and decays rapidly as t deviates from $n/2$. This implies that additive sensitivity is not a good measure of the variability of this p -value construction.

Instead, we fix a (very) small ν and denote by η the maximum of $\log \frac{p(D)}{p(D')}$ subject to the constraint $p(D') \geq \nu$. The p -value by definition is (η, ν) -sensitive. To evaluate η , observe that the log-likelihood ratio

$$\log \frac{p(D)}{p(D')} = \log \frac{\sum_{i=t}^n \frac{1}{2^n} \binom{n}{i}}{\sum_{i=t+1}^n \frac{1}{2^n} \binom{n}{i}} = \log \left[1 + \frac{\binom{n}{t}}{\sum_{i=t+1}^n \binom{n}{i}} \right] \leq \frac{\binom{n}{t}}{\sum_{i=t+1}^n \binom{n}{i}}.$$

In the appendix, it is shown that $\binom{n}{t} / \sum_{i=t+1}^n \binom{n}{i} \lesssim \sqrt{\frac{\log n}{n}}$ under the constraint $p(D') \geq m^{-1-c}$ for any small constant $c > 0$ if $m \leq \text{poly}(n)$ (that is, m grows at most polynomially in n) as $n \rightarrow \infty$. Therefore, we can set $\nu = m^{-1-c}$ and $\eta \asymp \sqrt{\frac{\log n}{n}}$. Note that this choice of ν is much below the Bonferroni level q/m .

Example 2.7 (Truncated Exponential Distribution). Let ζ_1, \dots, ζ_n be i.i.d. random variables sampled from the density

$$\frac{\lambda e^{-\lambda x}}{1 - e^{-A\lambda}} \cdot \mathbf{1}(0 \leq x \leq A)$$

for positive A and λ , an exponential distribution truncated at A . Denote by $T = \zeta_1 + \dots + \zeta_n$ the sum (T is a sufficient statistic for λ). To test $H_0 : \lambda = 1$ against the alternative $H_1 : \lambda > 1$, we consider the p -value

$$p(D) = \mathbb{P}_{\lambda=1}(T \geq t),$$

where t is the realization of T (note that the value t differs at most by A between adjacent databases). With the same notations as in Example 2.6, this p -value is (η, ν) -multiplicatively sensitive with $\nu = m^{-1-c}$ and $\eta \asymp \sqrt{\frac{\log n}{n}}$ for any small constant $c > 0$.

We remark that (η, ν) -sensitivity is a worst-case guarantee on the sensitivity of a p -value function. Only the interpretation of the p -value requires the i.i.d. assumption.

As seen in both examples, the parameter η vanishes roughly at the rate $O(n^{-1/2})$, implying that less noise is required for privacy protection as the sample size becomes larger. This appealing feature is impossible without the restriction $p \geq \nu$ for some appropriate choice of ν . Specifically, in the absence of this constraint, or equivalently by setting $\nu = 0$, we shall have $\eta = n + 1$ in the first example and $\eta = \infty$ in the second, requiring a vast or even an infinite amount of multiplicative noise for preserving privacy. This would completely dilute any signal of interest. To be complete, we note that not all p -value computations necessarily lead to vanishing η and ν as $n \rightarrow \infty$. An example from [60] is elaborated in detail in the appendix.

2.3 Developing PrivateBHq

The PrivateBHq procedure (Algorithm 5) is the sequential composition of Algorithm 4, which we refer to as the peeling mechanism, denoted `peeling`, and BHq. In a little

more detail, given (non-private) p -value functions p_1, \dots, p_m and a prescribed number of invocations $m' \leq m$, PrivateBHq first applies Private Min m' times to the logarithms of the p -values, “peeling off” and removing from further consideration the approximately smallest element with each new invocation of Private Min. These m' pre-selected hypotheses are thought of as promising hypotheses. In particular, the number m' as an upper bound on the total number of discoveries shall be much less than m . This recognizes that, in many application scenarios, much fewer are truly significant in an ocean of mediocre hypotheses.

During the peeling procedure, in order to keep track of indices within the original set, **peeling** removes a function from further consideration by redefining it to be $+\infty$, ensuring that it will not be returned by future invocations of the Private Min. The Laplace noise scale λ shall be chosen to adjust for the privacy protection target, factoring in the multiplicative sensitivities of p_1, \dots, p_m and the number of invocations m' .

Algorithm 4 Peeling Mechanism **peeling**

Input: database D , functions f_1, \dots, f_m , number of invocations m' , and Laplace noise scale λ

Output: indices $i_1, \dots, i_{m'}$ and approximations to $f_{i_1}(D), \dots, f_{i_{m'}}(D)$

- 1: **for** $j = 1$ to m' **do**
 - 2: let $(i_j, \tilde{f}_{i_j}(D))$ be returned by Private Min applied to (D, f_1, \dots, f_m) with Laplace noise scale λ
 - 3: set $f_{i_j} \equiv +\infty$
 - 4: **end for**
 - 5: return the m' -tuple $\{(i_1, \tilde{f}_{i_1}), \dots, (i_{m'}, \tilde{f}_{i_{m'}})\}$
-

With m' hypotheses yielded by **peeling** in place, PrivateBHq supplies quantities in logarithmic scale instead of, in the conventional setting, the m' raw p -values and critical values to the (step-up) BHq procedure. This difference however does not affect the way BHq proceeds. To be concrete, BHq first orders the noisy values $\tilde{\pi}_{i_1}, \dots, \tilde{\pi}_{i_{m'}}$ as $\tilde{\pi}_{(i_1)} \leq \dots \leq \tilde{\pi}_{(i_{m'})}$, and then rejects any corresponding hypotheses if $\tilde{\pi}_{i_j}$ is below $\max\{\gamma_j : \tilde{\pi}_{(i_j)} \leq \gamma_j\}$, with the convention that $\max \emptyset = -\infty$. As we will see in Section 4, the cutoffs $\gamma_1, \dots, \gamma_{m'}$ are chosen specifically to ensure FDR control of PrivateBHq; roughly speaking, γ_j is slightly below the logarithm of the corresponding BHq critical value qj/m , where the gap between the two accounts for the multiplicative sensitivity of the p -values and the uncertainty brought by the Laplace mechanism.

2.4 Preserving privacy

The proof that PrivateBHq is differentially private relies on the fact that the algorithm only accesses the data through the values returned by **peeling**. Thus, intuitively, the final results reported by BHq shall release no more privacy than the intermediate results yielded by **peeling**. This intuition is indeed true, that is, differential privacy is closed under *post-processing*, as shown by the following lemma.

Algorithm 5 The PrivateBHq Procedure

Input: database D , parameters $\varepsilon, \delta, \eta, \nu$, (η, ν) -multiplicatively sensitive p -value functions p_1, \dots, p_m , number of invocations m' , Laplace noise scale $\lambda = \lambda(\varepsilon, \delta, \eta, m')$, and cutoffs $\gamma_1 < \dots < \gamma_{m'}$

Output: a set of up to m' rejected hypotheses

- 1: set $\pi_j = \log \max\{\nu, p_j(D)\}$ for $1 \leq j \leq m$
 - 2: obtain $(i_1, \tilde{\pi}_{i_1}), \dots, (i_{m'}, \tilde{\pi}_{i_{m'}})$ by applying **peeling** to π_1, \dots, π_m with noise scale λ
 - 3: apply (step-up) BHq to $\tilde{\pi}_{i_1}, \dots, \tilde{\pi}_{i_{m'}}$ with cutoffs $\gamma_1, \dots, \gamma_{m'}$
 - 4: return the indices of rejected hypotheses
-

Lemma 2.8 ([21, 62]). *Let \mathcal{M} be an (ε, δ) -differentially private mechanism and g be any (measurable) function. Then $g(\mathcal{M})$ also preserves (ε, δ) -differential privacy.*

This lemma implicitly assumes the range of the mechanism \mathcal{M} falls into the domain of g . In our context, taking g to be step-up BHq, Lemma 2.8 shows that it suffices to establish the differential privacy property of **peeling**. By construction, each π_j has sensitivity no more than η . Lemma 2.4 then immediately ensures that the Private Min, which is invoked sequentially m' times in PrivateBHq, guarantees on its own $(2\eta/\lambda, 0)$ -differential privacy. Making use of the fact that, at worst “ (ε, δ) ’s add up” (see the discussion right below Lemma 2.4), one can conclude that the peeling mechanism is $(2m'\eta/\lambda, 0)$ -differentially private. Equivalently, to achieve $(\varepsilon, 0)$ -differential privacy for **peeling**, and therefore also for PrivateBHq, we can set the Laplace noise scale to be $\lambda = 2m'\eta/\varepsilon$. In this way, the noise level grows linearly with m' .

Surprisingly, we can trade a little bit of δ for a significant improvement on ε , as shown by the lemma below.

Lemma 2.9 (Advanced Composition [25]). *For all $\varepsilon, \delta \geq 0$ and $\delta' > 0$, running l mechanisms sequentially that are each (ε, δ) -differentially private preserves $(\varepsilon\sqrt{2l \log(1/\delta')} + l\varepsilon(e^\varepsilon - 1), l\delta + \delta')$ -differential privacy.*

This lemma holds no matter how each mechanism adaptively depends on information released by prior mechanisms. Taking $\delta = 0$ in Lemma 2.9, we easily obtain the main theorem of this section, with its proof deferred to the appendix. This theorem shows adding Laplace noise with scale of order roughly $O(\sqrt{m'})$ is sufficient for protecting privacy of PrivateBHq.

Theorem 3. *Let η, ν be chosen so that all the p -value functions input to PrivateBHq are (η, ν) -sensitive. Given $\varepsilon \leq 0.5, \delta \leq 0.1$ and $m' \geq 10$, PrivateBHq with Laplace noise scale $\lambda = \eta\sqrt{10m' \log(1/\delta)}/\varepsilon$, or larger, is (ε, δ) -differentially private.*

3 Proving FDR Control Using a Submartingale

The main purpose of this section is to prove Theorem 1. The proof strategy contains two novel elements: an upper bound on FDR_k involving only true null p -values (Equation

(3.1) below) and a backward submartingale that allows us to use a martingale maximal inequality. In addition, this section attempts to obtain the optimal constant C_k for Theorem 1 in Section 3.2, where we give some intuition behind Theorem 2, and considers a new variant of the FDR in Section 3.3.

Throughout the section, we focus on an arbitrary BHq-compliant procedure. That is, any p -value rejected by the procedure is not greater than qR/m , where R denotes the total number of rejections.

3.1 Controlling FDR_k

The proof presented in this subsection highlights its simplicity rather than optimizes the constant C_k in Theorem 1. The following upper bound on the FDP_k for $k \geq 2$ of the BHq-compliant procedure serves as the basis for our analysis:

$$\text{FDP}_k \leq \max_{k \leq j \leq m_0} \frac{qj}{mp_{(j)}^0}. \quad (3.1)$$

Above, $p_{(1)}^0 \leq p_{(2)}^0 \leq \dots \leq p_{(m_0)}^0$ are the order statistics of the m_0 true null p -values. Denote by V the number of false rejections. If $V \leq k - 1$, (3.1) holds since $\text{FDP}_k = 0$. Otherwise, the largest rejected true null p -value is at least $p_{(V)}^0$ and, therefore, one must have $p_{(V)}^0 \leq qR/m$ due to the compliance condition. As a consequence, we get

$$\text{FDP}_k = \frac{V}{R} \leq \frac{V}{mp_{(V)}^0/q} \leq \max_{k \leq j \leq m_0} \frac{qj}{mp_{(j)}^0}. \quad (3.2)$$

The IWN condition imposed in Theorem 1 ensures the joint independence of the true null p -values, each of which is stochastically larger than or equal to $U(0, 1)$. Thus, the ordered true null p -values can be replaced by the order statistics $U_{(1)} \leq U_{(2)} \leq \dots \leq U_{(m_0)}$ of m_0 i.i.d. uniform random variables on $(0, 1)$, while (3.2) remains true in the expectation sense (recall that $\pi_0 = m_0/m$):

$$\text{FDR}_k \leq \mathbb{E} \left[\max_{k \leq j \leq m_0} \frac{qj}{mU_{(j)}} \right] = q\pi_0 \mathbb{E} \left[\max_{k \leq j \leq m_0} \frac{j}{m_0 U_{(j)}} \right].$$

Therefore, Theorem 1 follows from the lemma below.

Lemma 3.1. *Let $U_{(1)} \leq \dots \leq U_{(n)}$ denote the order statistics of n i.i.d. uniform variables on $(0, 1)$. There exists an absolute constant c_k such that*

$$\mathbb{E} \left[\max_{k \leq j \leq n} \frac{j}{nU_{(j)}} \right] \leq c_k$$

for $n \geq k \geq 2$.

The proof of this lemma starts by recognizing a well-known representation in law for uniform order statistics:

$$(U_{(1)}, \dots, U_{(n)}) \stackrel{d}{=} \left(\frac{T_1}{T_{n+1}}, \dots, \frac{T_n}{T_{n+1}} \right), \quad (3.3)$$

where $T_j = \xi_1 + \dots + \xi_j$ and ξ_1, \dots, ξ_{n+1} are i.i.d. exponential random variables with mean 1. Writing

$$W_j = \frac{jT_{n+1}}{T_j},$$

Lemma 3.1 is equivalent to showing

$$\mathbb{E} \left[\max_{k \leq j \leq n} \frac{W_j}{n} \right] \leq c_k. \quad (3.4)$$

Intuitively, the maximum is likely to be attained at some small index j as W_j/n is close to 1 for a large value of j , due to the law of large numbers. This intuition can be indeed made rigorous by the fact that W_1, \dots, W_{n+1} is a backward submartingale, as shown by the following lemma.

Lemma 3.2. *With respect to the filtration $\mathcal{F}_j := \sigma(T_j, T_{j+1}, \dots, T_{n+1})$ for $j = 1, \dots, n+1$, the stochastic process W_1, \dots, W_{n+1} is a backward submartingale. That is,*

$$\mathbb{E}(W_j | \mathcal{F}_{j+1}) \geq W_{j+1}$$

for $j = 1, \dots, n$.

The proof of Lemma 3.2 is deferred to the appendix. Next, we apply this lemma to prove (3.4) (hence Lemma 3.1 follows immediately) using the following martingale maximal inequality (for a proof, see pages 71–73 of [48]).

Lemma 3.3 (ℓ_1 Martingale Maximal Inequality). *Let X_1, \dots, X_n be a (forward) submartingale. Then,*

$$\mathbb{E} \left(\max_{1 \leq j \leq n} X_j \right) \leq \frac{e}{e-1} [1 + \mathbb{E}(X_n \log X_n; X_n \geq 1)].$$

Proof of Lemma 3.1. Since Lemma 3.2 asserts that W_j/n is a backward submartingale, Lemma 3.3 concludes

$$\begin{aligned} \mathbb{E} \left(\max_{k \leq j \leq n} \frac{W_j}{n} \right) &\leq \frac{e}{e-1} \left[1 + \mathbb{E} \left(\frac{W_k}{n} \log \frac{W_k}{n}; \frac{W_k}{n} \geq 1 \right) \right] \\ &= \frac{e}{e-1} \left[1 + \mathbb{E} \left(\frac{k}{nU_{(k)}} \log \frac{k}{nU_{(k)}}; \frac{k}{nU_{(k)}} \geq 1 \right) \right]. \end{aligned}$$

To complete the proof, it suffices to show that for a fixed k the expectation above involving $k/(nU_{(k)})$ is uniformly bounded for all $n \geq k$. To this end, observe that $U_{(k)}$ is distributed

as $\text{Beta}(k, n+1-k)$, and this allows us to evaluate the expectation as

$$\begin{aligned}
\mathbb{E}\left(\frac{k}{nU_{(k)}} \log \frac{k}{nU_{(k)}}; \frac{k}{nU_{(k)}} \geq 1\right) &= \int_0^{\frac{k}{n}} \frac{x^{k-1}(1-x)^{n-k}}{\text{B}(k, n+1-k)} \frac{k}{nx} \log \frac{k}{nx} dx \\
&\leq \int_0^{\frac{k}{n}} \frac{x^{k-1}}{\text{B}(k, n+1-k)} \frac{k}{nx} \log \frac{k}{nx} dx \\
&= \frac{1}{n^k \text{B}(k, n+1-k)} \int_0^k ky^{k-2} \log \frac{k}{y} dy \\
&= \frac{1}{n^k \text{B}(k, n+1-k)} \cdot \frac{k^k}{(k-1)^2}.
\end{aligned}$$

To obtain an upper bound that is independent of n , it suffices to show that $n^k \text{B}(k, n+1-k)$ has a lower bound depending only on k . Indeed, this is the case:

$$\begin{aligned}
n^k \text{B}(k, n+1-k) &= n^k \frac{\Gamma(k)\Gamma(n+1-k)}{\Gamma(n+1)} \\
&= \frac{n^k (k-1)!}{n(n-1) \cdots (n-k+1)} \\
&\geq (k-1)!.
\end{aligned}$$

□

3.2 Optimizing the bounds

The constant C_k in Theorem 1 matters from a practical perspective. This section is aimed at finding the *optimal* constants for all $k \geq 2$. Compared with what has been performed in Section 3.1, this improvement is based on a delicate property about the expectation in (3.4), as detailed by the following lemma.

Lemma 3.4. *Define*

$$C_k^{(n)} = \mathbb{E}\left[\max_{k \leq j \leq n} \frac{j}{nU_{(j)}}\right]$$

for $n \geq k \geq 2$, where $U_{(j)}$'s are the order statistics of n i. i. d. uniform variables on $(0, 1)$. Then,

$$C_k^{(n)} \leq C_k^{(n+1)}.$$

The monotonicity in Lemma 3.4 reveals that the optimal C_k in (3.4) is given as (recall that T_j is defined in (3.3))

$$C_k := \lim_{n \rightarrow \infty} C_k^{(n)} = \lim_{n \rightarrow \infty} \mathbb{E}\left[\max_{k \leq j \leq n} \frac{jT_{n+1}}{nT_j}\right]. \quad (3.5)$$

To be complete, we provide a sketch proof of Theorem 2 by constructing a BHq-compliant procedure and a set of p -values satisfying the IWN condition to show the optimality of

C_k , with details deferred to the appendix. Explicitly, let the true null p -values be m_0 i.i.d. uniform variables U_1, \dots, U_{m_0} between 0 and 1, and let all the $m - m_0$ false null p -values be 0. Denote by j^* the index $k \leq j \leq m_0$ that maximizes $j/U_{(j)}$. The BH q -compliant procedure rejects the j^* smallest true null p -values and any $\max\{\lceil mU_{(j^*)}/q \rceil - j^*, 0\}$ of the false null p -values ($\lceil x \rceil$ denotes the least integer that is greater than or equal to x), which by construction are all 0. Taking q sufficiently small and both m and $m - m_0$ sufficiently large, $\text{FDP}_k \approx qj^*/(mU_{(j^*)})$ with high probability. Consequently, we get

$$\text{FDR}_k \approx \mathbb{E} \left[\frac{qj^*}{mU_{(j^*)}} \right] = \mathbb{E} \left[\max_{k \leq j \leq m_0} \frac{j}{m_0 U_{(j)}} \right] \pi_0 q = C_k^{(m_0)} \pi_0 q,$$

which tends to $C_k q$ by taking $m_0 \rightarrow \infty$ and $m_0/m \rightarrow 1$.

For the moment, suppose the limit can be taken under the expectation in (3.5). As such, the optimal constant for FDR_k is

$$C_k = \mathbb{E} \left[\lim_{n \rightarrow \infty} \max_{k \leq j \leq n} \frac{jT_{n+1}}{nT_j} \right] = \mathbb{E} \left[\max_{k \leq j < \infty} \frac{j}{T_j} \right], \quad (3.6)$$

where the last equality results from applying the strong law of large numbers to T_n/n . Recognizing that the integrable random variable $\max_{k \leq j < \infty} j/T_j$ decreases to 1 almost surely as k increases to infinity, Lebesgue's dominated convergence theorem readily asserts that $C_k = 1 + o_k(1)$, where $o_k(1)$ denotes a sequence of numbers tending to 0 as $k \rightarrow \infty$. This is formally stated in the proposition below, where we consider a sequence of multiple testing problems indexed by l such that both $m_l, k_l \rightarrow \infty$ as $l \rightarrow \infty$.

Proposition 3.5. *Under the assumptions of Theorem 1, as $k \rightarrow \infty$, we have*

$$\text{FDR}_k \leq (1 + o_k(1))q.$$

To make the derivation of the optimal C_k above rigorous, we must validate (3.6). In fact, the Vitali convergence theorem together with the following lemma ensures that the limit $\lim_{n \rightarrow \infty}$ and expectation \mathbb{E} can be interchanged.

Lemma 3.6. *For a fixed $k \geq 2$, the sequence of random variables*

$$\max_{k \leq j \leq n} \frac{jT_{n+1}}{nT_j}$$

are uniformly integrable for $n \geq k$.

While the proof of Lemma 3.6 is deferred to the appendix, the proof of Lemma 3.4 is given below.

Proof of Lemma 3.4. Denote by $U_{(1)} \leq \dots \leq U_{(n)} \leq U_{(n+1)}$ the order statistics of $n+1$ i.i.d. uniform random variables on $(0, 1)$. Then, $U_{(1)}/U_{(n+1)} \leq \dots \leq U_{(n)}/U_{(n+1)}$ are

distributed the same as the order statistics of n i.i.d. uniform random variables on $(0, 1)$ and, moreover, are independent of $U_{(n+1)}$. Making use of this fact, we get

$$\begin{aligned}
C_k^{(n+1)} &= \mathbb{E} \left[\max_{k \leq j \leq n+1} \frac{j}{(n+1)U_{(j)}} \right] \\
&\geq \mathbb{E} \left[\max_{k \leq j \leq n} \frac{j}{(n+1)U_{(j)}} \right] \\
&= \mathbb{E} \left[\frac{n}{(n+1)U_{(n+1)}} \cdot \max_{k \leq j \leq n} \frac{j}{nU_{(j)}/U_{(n+1)}} \right] \\
&= \mathbb{E} \left[\frac{n}{(n+1)U_{(n+1)}} \right] \mathbb{E} \left[\max_{k \leq j \leq n} \frac{j}{nU_{(j)}/U_{(n+1)}} \right] \\
&= \mathbb{E} \left[\frac{n}{(n+1)U_{(n+1)}} \right] C_k^{(n)}.
\end{aligned}$$

Since the density of $U_{(n+1)}$ is $(n+1)x^n$ for $0 < x < 1$, we readily see that

$$\mathbb{E} \left[\frac{n}{(n+1)U_{(n+1)}} \right] = 1.$$

This completes the last step in certifying $C_k^{(n+1)} \geq C_k^{(n)}$. □

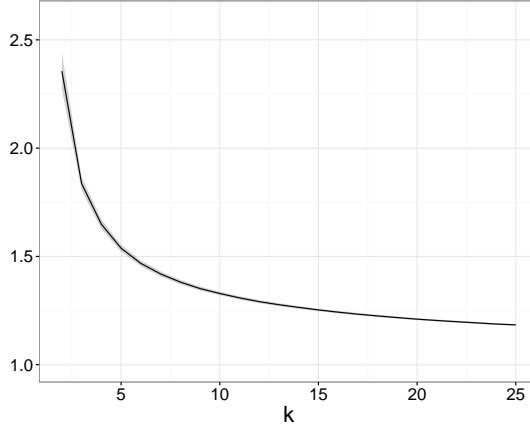


Figure 1: Monte Carlo simulated values of C_k using (3.6). The solid line indicates the maximum of j/T_j over $k \leq j \leq 10^5$, averaged over 10^4 runs. The (tiny) shaded band illustrates the 99%-coverage confidence interval for each k using normal approximation.

Now, we turn to numerically evaluate C_k using the expression (3.6). Although the distribution of each j/T_j is amenable, less is the maximum of j/T_j over j . In view of this difficulty, we resort to Monte Carlo simulations, and Figure 1 presents the results that are averaged over 10^4 independent replicates. For instance, $C_2 \approx 2.41$, $C_3 \approx 1.85$, $C_4 \approx 1.65$, $C_5 \approx 1.54$, and $C_{25} \approx 1.18$. In passing, we remark that the estimated values of C_k

as a function of k are fairly accurate as indicated by the uniformly short widths of the confidence intervals for all k .

3.3 Controlling FDR^k

We consider a variant of the FDR defined as

$$\text{FDR}^k := \mathbb{E} \left[\frac{V}{R}; R \geq k \right],$$

which includes the usual FDR as an example by taking $k = 1$. This relaxed FDR differs insignificantly from the usual FDR if a large number of discoveries are expected, which is often the case in modern multiple testing applications such as genome-wide association studies.

In the rest, we aim to prove Theorem 4, a counterpart of Theorem 1 for the FDR^k . A similarity between the two theorems lies in that their proofs both make use of martingale arguments. That being said, the bound on the FDR_k in Theorem 1 cannot carry over to the FDR^k because $\text{FDR}_k \leq \text{FDR}^k$.

Theorem 4. *If the test statistics obey the IWN condition, then any BHq-compliant procedure satisfies*

$$\text{FDR}^k \leq \left(1 + \frac{2}{\sqrt{qk}} \right) q.$$

for any $k \geq 1$.

A number of remarks are as follows. This theorem allows us to take $k = 1$, thus giving a bound on the usual FDR:

$$\text{FDR} \leq q + 2\sqrt{q}.$$

Such a bound is not available in Theorem 1. For $k \geq 2$, the bound here is larger than that in Theorem 1, namely $2/\sqrt{qk} \geq C_k - 1$, due to the optimality of C_k and the fact $\text{FDR}^k \geq \text{FDR}_k$. The following proof actually establishes a stronger bound, $\pi_0 q + 2\sqrt{\pi_0 q/k}$, on the FDR^k . Recall that π_0 is the true null proportion m_0/m .

Proof of Theorem 4. Due to the compliance condition, the number of false discoveries satisfies

$$V \leq \# \left\{ i \text{ is true null} : p_i \leq \frac{qR}{m} \right\}.$$

Thus, we get upper bound on FDP that takes the following form:

$$\text{FDP} \leq \max_{R \leq j \leq m} \frac{\# \{ i \text{ is true null} : p_i \leq qj/m \}}{j}.$$

Consequently, we get

$$\text{FDP}^k \leq \max_{k \leq j \leq m} \frac{\# \{ i \text{ is true null} : p_i \leq qj/m \}}{j}. \quad (3.7)$$

Similar to what has been argued in Section 3.1, the inequality (3.7) still holds if all true null p -values are replaced by m_0 i.i.d. uniform variables U_1, \dots, U_{m_0} on $(0, 1)$. This observation shows that it suffices to prove

$$\mathbb{E} \left[\max_{k \leq j \leq m} \frac{\#\{1 \leq i \leq m_0 : U_i \leq qj/m\}}{j} \right] \leq \left(1 + 2/\sqrt{qk}\right) q. \quad (3.8)$$

To show (3.8), denote by $V_j = \#\{1 \leq i \leq m_0 : U_i \leq qj/m\}$ and $Y_j = V_j/j$. Conditional on Y_{j+1} , for every $i \in \{1 \leq i \leq m_0 : U_i \leq q(j+1)/m\}$ the random variable U_i is uniformly distributed on $[0, q(j+1)/m]$. Hence, the conditional expectation of V_j given Y_{j+1} is

$$\mathbb{E}(V_j | Y_{j+1}) = \frac{V_{j+1} \frac{qj}{m}}{\frac{q(j+1)}{m}} = \frac{jV_{j+1}}{j+1},$$

which is equivalent to

$$\mathbb{E}(Y_j | Y_{j+1}) = Y_{j+1}.$$

In words, Y_j is a backward martingale and, as a consequence, $(Y_j - qm_0/m)_+$ is a backward submartingale. This fact allows us to apply Doob's ℓ^2 martingale maximal inequality to $(Y_j - qm_0/m)_+$, yielding

$$\begin{aligned} \mathbb{E} \left[\max_{k \leq j \leq m} \left(Y_j - \frac{qm_0}{m} \right)_+^2 \right] &\leq \left(\frac{2}{2-1} \right)^2 \mathbb{E} \left(Y_k - \frac{qm_0}{m} \right)_+^2 \\ &\leq 4 \mathbb{E} \left(Y_k - \frac{qm_0}{m} \right)^2 \\ &= \frac{4qm_0(1 - qk/m)}{km} \\ &< \frac{4\pi_0 q}{k}. \end{aligned}$$

Using Jensen's inequality, the left-hand side of (3.8) satisfies

$$\begin{aligned} \mathbb{E} \left[\max_{k \leq j \leq m} Y_j \right] &\leq \frac{qm_0}{m} + \mathbb{E} \left[\max_{k \leq j \leq m} \left(Y_j - \frac{qm_0}{m} \right)_+ \right] \\ &\leq \pi_0 q + \sqrt{\mathbb{E} \left[\max_{k \leq j \leq m} \left(Y_j - \frac{qm_0}{m} \right)_+^2 \right]} \\ &\leq \pi_0 q + 2\sqrt{\frac{\pi_0 q}{k}}. \end{aligned}$$

□

4 FDR Control and Power of PrivateBHq

As an application of Theorem 1, this section considers FDR control and power of PrivateBHq, proving the informally stated claims (b) and (c) from Section 1.3. Throughout

this process, we assume that the assumptions of Theorem 3 are adopted. In particular, given the p -value functions p_1, \dots, p_m we have chosen η, ν so that all p_i are (η, ν) -sensitive. As such, PrivateBHq preserves (ε, δ) -differential privacy, and for brevity this fact will not be reiterated in this section.

The proposition below demonstrates that the PrivateBHq is indeed compliant by making the cutoffs $\{\gamma_j\}$ in Algorithm 5 slightly more stringent than the logarithms of the BHq critical values.

Proposition 4.1. *For any $0 < q < 1$, use the cutoffs*

$$\gamma_j = \log \frac{qj}{m} - \frac{\eta \sqrt{10m' \log(1/\delta)} \log(6m'/q)}{\varepsilon} \quad (4.1)$$

for $j = 1, \dots, m'$ in PrivateBHq. Under the assumptions of Theorem 3, this procedure is compliant with the BHq critical values qj/m with probability at least $1 - 0.1q$.

The compliance condition shown in Proposition 4.1 together with Theorem 1 implies FDR control of PrivateBHq. More precisely, letting \mathcal{C} denote the event that the rejected p -values are compliant, we have

$$\begin{aligned} \text{FDR}_k &= \mathbb{E}(\text{FDP}_k; \mathcal{C}) + \mathbb{E}(\text{FDP}_k; \overline{\mathcal{C}}) \\ &\leq C_k q + \mathbb{P}(\overline{\mathcal{C}}) \\ &\leq (C_k + 0.1)q \end{aligned}$$

for every $k \geq 2$. This proves the following theorem.

Theorem 5. *Under the same assumptions as in Proposition 4.1 and if the test statistics satisfy the IWN condition, the PrivateBHq procedure gives*

$$\text{FDR}_k \leq (C_k + 0.1)q$$

for all $k \geq 2$.

To prove Proposition 4.1, we first present a simple lemma that gives a concentration bound on Laplace random variables, and its proof can be found in the appendix.

Lemma 4.2. *Let Z_1, \dots, Z_n be i.i.d. $\text{Lap}(\lambda)$ random variables. For any $0 < \alpha < 1$, the following two statements are true:*

1. *With probability at least $1 - \alpha$, all Z_j are larger than $-\lambda \log \frac{n}{2\alpha}$.*
2. *With probability at least $1 - \alpha$, all $|Z_j|$ are smaller than $\lambda \log \frac{n}{\alpha}$.*

Proof of Proposition 4.1. Let $\tilde{\pi}_{i_j} = \log \max\{\nu, p_{i_j}\} + Z_{i_j}$ be yielded by **peeling** in Algorithm 5, where Z_{i_j} follows $\text{Lap}(\lambda)$ for $j = 1, \dots, m'$. The parameter $\lambda = \eta \sqrt{10m' \log(1/\delta)}/\varepsilon$ is as in Theorem 3. Taking $\alpha = 0.1q$, Lemma 4.2 shows that

$$Z_{i_j} > -\lambda \log \frac{m'}{2 \times 0.1q} > -\frac{\eta \sqrt{10m' \log(1/\delta)} \log(6m'/q)}{\varepsilon}. \quad (4.2)$$

uniformly for $j = 1, \dots, m'$ with probability at least $1 - 0.1q$.

Next, we show that on the event (4.2), PrivateBHq is compliant. Denote by R_{Pt} the number of rejections made by this procedure. If $\tilde{\pi}_{i_j}$ is rejected, it must satisfy

$$\log \max\{\nu, p_{i_j}\} + Z_{i_j} \leq \gamma_{R_{\text{Pt}}} = \log \frac{qR_{\text{Pt}}}{m} - \frac{\eta\sqrt{10m'\log(1/\delta)}\log(6m'/q)}{\varepsilon}.$$

Plugging (4.2) into this display gives

$$\log \max\{\nu, p_{i_j}\} \leq \log \frac{qR_{\text{Pt}}}{m}.$$

Thus, $p_{i_j} \leq qR_{\text{Pt}}/m$ for all rejected p_{i_j} on the event (4.2), which happens with probability at least $1 - 0.1q$. This completes the proof. \square

Next, Theorem 6 shows that the PrivateBHq procedure with a slightly inflated nominal level is at least as powerful as the BHq step-down procedure. The proofs of this theorem and its corollary are deferred to the appendix. To state the theorem, let R_{SD} denote the number of rejections made by the (non-private) step-down procedure.

Theorem 6. *Fix q and assume $\nu \leq q/m$. Under the assumptions of Theorem 5, run the PrivateBHq procedure at level*

$$q' = qe^{\frac{24\eta\sqrt{m'\log(1/\delta)}\log m}{\varepsilon}}$$

and the BHq step-down procedure at level q . Then, the numbers of rejections satisfy

$$R_{\text{Pt}} \geq \min\{R_{\text{SD}}, m'\} \tag{4.3}$$

with probability tending to one as $m \rightarrow \infty$.

If $R_{\text{SD}} \geq m'$ and the event (4.3) happens, PrivateBHq must reject all p -values passing through **peeling**. This high-power property, however, is appealing if q' is only slightly larger than q or, put more simply, $24\eta\sqrt{m'\log(1/\delta)}\log m/\varepsilon$ is small. This is indeed the case as shown by the corollary below.

Corollary 4.3. *In Examples 2.6 and 2.7, fix ε, δ and assume $m' \leq \min\{n^{1-c}, m\}$ for constant $c > 0$. Under the assumptions of Theorem 6, the claims of both Theorems 5 and 6 hold as $m, n \rightarrow \infty$ if PrivateBHq is performed at level $(1 + c')q$ for a sufficiently small constant $c' > 0$.*

5 BHq under Negative Dependence

This section features three simulated examples with certain negative dependence between the true null and false null test statistics. The simulation results empirically show that the BHq step-up procedure controls FDR_2 and FDR_5 , and this is consistent with Theorem 1. Throughout, \mathcal{N}_0 with cardinality m_0 and \mathcal{N}_1 with cardinality $m_1 \equiv m - m_0$ denote the set of true null hypotheses and the set of false null hypotheses, respectively.

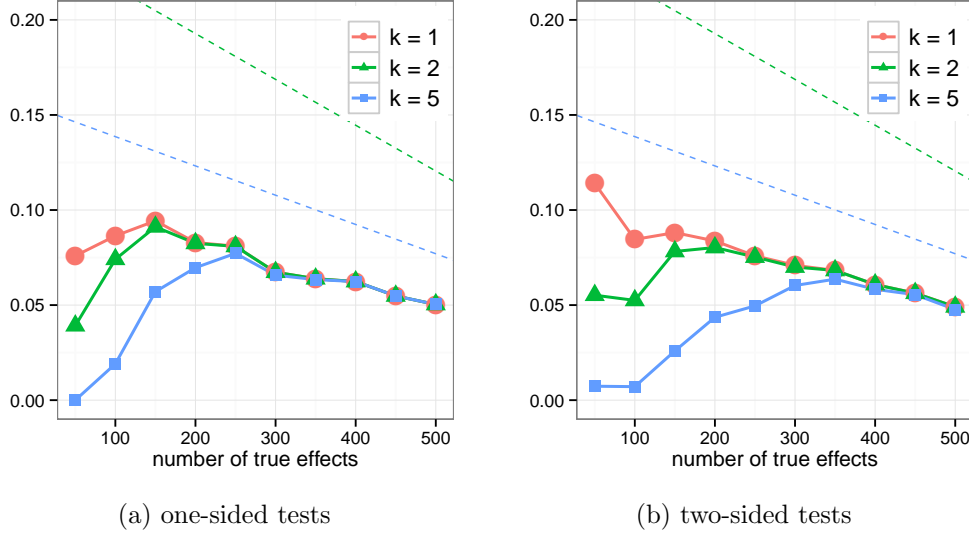


Figure 2: FDR_k of the BHq for $k = 1, 2, 5$ in Example 5.1, with level $q = 0.1$. The FDR_1 is just the usual FDR. We set m to 1000, vary m_1 from 50 to 500, and let $\mu_i = 2$ for $1 \leq i \leq m_1$ and $\mu_i = 0$ otherwise. The covariance matrix Σ has ones on the diagonal; $\Sigma_{ij} = \Sigma_{ji} = -1/\sqrt{m_0 m_1}$ for all $1 \leq i \leq m_1$ and $m_1 + 1 \leq j \leq m$; all the rest entries are zero. The results are averaged over 100 replicates. The upper and lower dashed lines denote the bounds $C_2\pi_0q$ and $C_5\pi_0q$, respectively.

Example 5.1 (Multivariate Normal). Consider observing $X \sim \mathcal{N}(\mu, \Sigma)$. The covariance Σ is constructed as follows: $\Sigma_{ii} = 1$ for all $1 \leq i \leq m$, $\Sigma_{ij} = 0$ if $i \neq j$ and both $i, j \in \mathcal{N}_0$ or $i, j \in \mathcal{N}_1$, and $\Sigma_{ij} = -1/\sqrt{m_0 m_1}$ if one of i, j belongs to \mathcal{N}_0 and the other belongs to \mathcal{N}_1 (if this value is set to be smaller than $-1/\sqrt{m_0 m_1}$, the covariance Σ is not positive semidefinite). The distribution of X satisfies the IWN condition and, therefore, Theorem 1 guarantees FDR control of the BHq procedure used to test $\mu_i = 0$ against the one-sided alternative $\mu_i > 0$. In contrast, the results of [10] are not applicable because the PRDS property does not hold due to $-1/\sqrt{m_0 m_1} < 0$. Furthermore, Theorem 1 is still valid for testing against the two-sided alternatives $\mu_i \neq 0$. In general, the PRDS property is not satisfied for two-sided tests (see discussion in Section 3.1 of [10]).

Figure 2 presents the empirical FDR, FDR_2 , and FDR_5 of the BHq procedure for both one-sided and two-sided alternatives in this example and, in addition, the bound $C_k\pi_0q$ in Theorem 1 for $k = 2, 5$ in dashed lines. As predicted by Theorem 1, the empirical FDR_2 and FDR_5 are indeed below their corresponding dashed lines, and moreover, these empirical error rates decrease eventually as the number of true effects m_1 increases, which reflects the presence of the true null proportion π_0 in the bound $C_k\pi_0q$. Notably, this bound can be smaller than the nominal level q if m_1 is sufficiently large.

Example 5.2 (Multivariate t -Distribution with Different Denominators). Consider observing i.i.d. vectors $X^{(1)}, \dots, X^{(n)}$ from $\mathcal{N}(\mu, \Sigma)$, where both μ and Σ are the same as

the previous example. To test $\mu_i = 0$ against $\mu_i > 0$ or $\mu_i \neq 0$, we use the t -test statistics

$$t_i = \frac{\sqrt{n}\bar{X}_i}{\sqrt{\frac{1}{n-1} \sum_{l=1}^n (X_i^{(l)} - \bar{X}_i)^2}},$$

where $\bar{X}_i = (X_i^{(1)} + \dots + X_i^{(n)})/n$ for $i = 1, \dots, m$. As earlier, Theorem 1 applies to this example, as opposed to the existing FDR literature, which fails to ensure FDR control of the BHq procedure in this example.

Numerical results for Example 5.2 are displayed in Figure 3. The setup follows Example 5.1, with n being set to 10. While the behavior the BHq procedure in Figure 2 basically remains the same in the present plot, we wish to point out that the effect of the true null proportion π_0 is more pronounced in the present simulation study and the three error rates coincide exactly once m_1 exceeds 100 as the BHq in this setting always rejects a substantial number of true nulls. The later shows the difference between the FDR and FDR_k is inconsequential in this example.

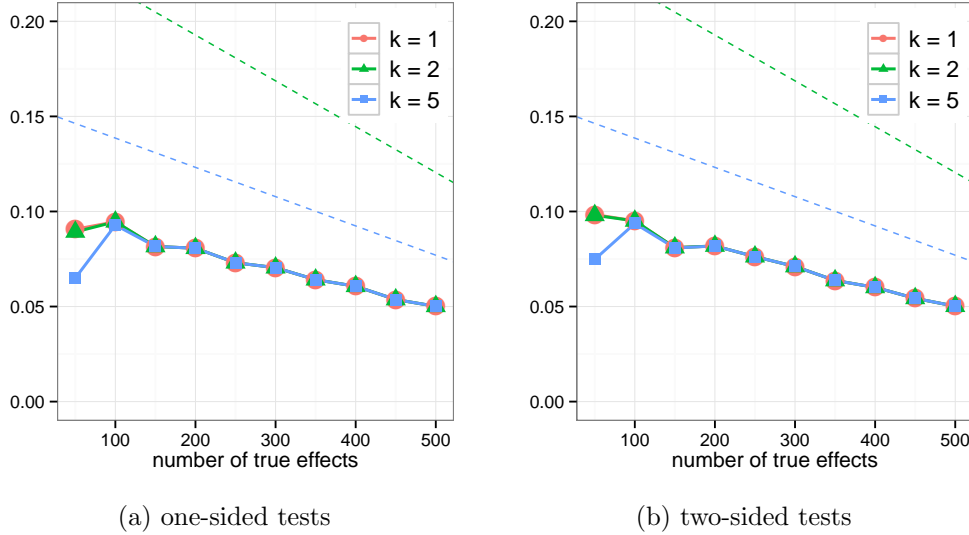


Figure 3: FDR_k of the BHq for $k = 1, 2, 5$ in Example 5.2, with level $q = 0.1$. The experimental setup is the same as Figure 2. The parameter n is set to 10.

Example 5.3 (Multivariate Normal with Block-Diagonal Covariance). Consider bivariate normal variables X_i, \tilde{X}_i with means $\mu_i = 0$ and $\tilde{\mu}_i \neq 0$, respectively, for $i = 1, \dots, m$. Let $\text{Var } X_i = \text{Var } \tilde{X}_i = 1$ for all i and the m pairs (X_i, \tilde{X}_i) be jointly independent. Thus, the $2m$ normal variables exhibit a diagonal-block covariance matrix that is formed by m 2×2 blocks on the diagonal. The correlation $\text{corr}(X_i, \tilde{X}_i)$ within every block varies from -1 to -0.1 . Note that there are m true nulls among the $2m$ hypotheses and, therefore, $\pi_0 = 0.5$. The IWN condition is satisfied because all true nulls are located in different blocks. Consequently, the BHq procedure maintains FDR_k control in this

example by applying Theorem 1, as opposed to existing results in the literature, which to our knowledge are not capable of confirming the FDR control for this example. Moreover, the usual FDR control follows from Theorem 1 as a corollary, whose proof can be found in the appendix. As an appealing feature of this result, the dependence within each block can be arbitrary and even be different across blocks.

Corollary 5.4. *Fix $0 < q < 1$. Assume that*

$$\{1 \leq i \leq m : \tilde{\mu}_i \geq c_1\}/m \geq c_2$$

for positive constants c_1, c_2 in Example 5.3. For both one-sided and two-sided alternatives, the BHq procedure controls the usual FDR in an asymptotic sense. That is, as $m \rightarrow \infty$,

$$\text{FDR} \leq (1 + o_m(1))q.$$

The numerical results are summarized in Figure 4. Note that the three FDR variants coincide through the range of within-block correlations. Interestingly, the bound corresponding to $k = 5$ (the lower dashed line) is below the nominal level $q = 0.1$.

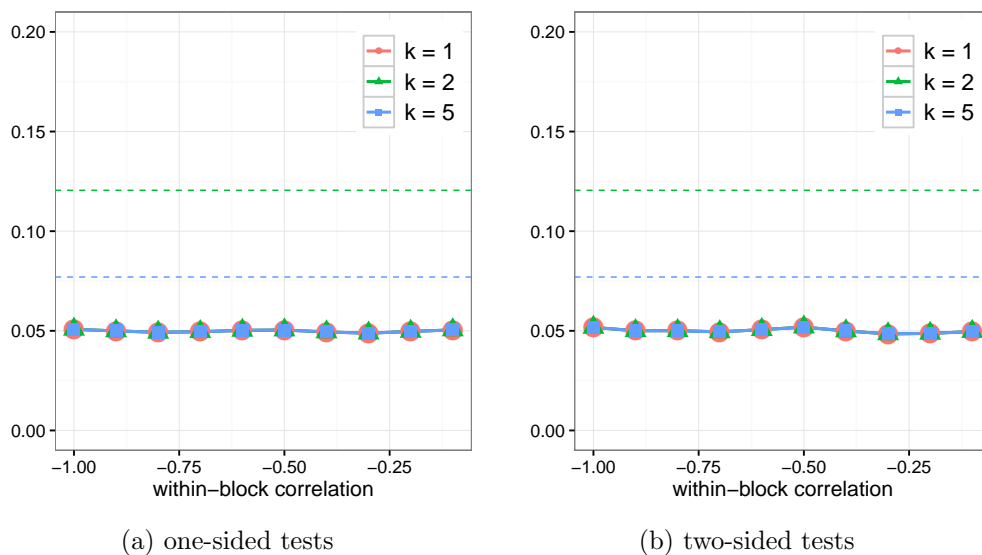


Figure 4: FDR_k of the BHq for $k = 1, 2, 5$ in Example 5.3, with level $q = 0.1$. Here, m is set to 5000, $\tilde{\mu}_i$ is set to 1.5 for all i . Note that the true null proportion $\pi_0 = 0.5$. All points represent the average of 100 independent runs. The correlation between X_i and \tilde{X}_i is set to be the same across all i , varying from -1 to -0.1 .

6 Discussion

This paper has developed a privacy-preserving multiple testing procedure termed PrivateBHq for FDR control. On the privacy side, we propose a new notion of sensitivity

tailored to p -values and recognize the sequential nature of the BHq (step-down) procedure so as to keep PrivateBHq efficient under the differential privacy constraint. Differential privacy of this whole pipeline follows from the composition nature of differential privacy. On the statistical side, as a major contribution of the paper, it is proved that a large class of multiple testing procedures, including the step-up, step-down, and PrivateBHq procedures, control the FDR_k only provided the joint independence of the true null test statistics. A novel aspect of this result lies in the absence of any assumption on the dependence between the true nulls and false nulls.

Looking forward, our work raises a number of open questions. First, it would be interesting to take into account prior knowledge, such as the importance of hypotheses and beliefs about which are true nulls, into the design of a differentially private procedure. In addition, recent years have seen a flurry of exciting activities in designing multiple testing procedures that incorporate data structures, including streaming hypothesis testing [37], group structures [5, 14, 44], and linear regression [13, 4]. Arguably, privacy concerns arise from applying these new procedures and thus their private versions would be appreciated. Moreover, it is natural to wonder if the bound in Theorem 1 can improve by imposing some structure on the dependence between the true null and false null test statistics. Last, it would be interesting to consider other notions of privacy such as concentrated differential privacy [26].

Finally, we wish to make a connection to a remarkable property of differential privacy: it protects against false discoveries due to adaptive data analysis, where an analysis is informed by prior interactions with the same database [20, 19, 6]. Adaptivity is ubiquitous in practice as the analyst is often not clear a priori what are the right questions to ask about a database. In the multiple testing context, this issue arises when hypotheses are adaptively selected based on prior discoveries. A question of great interest is to develop a multiple testing procedure that remains to preserve privacy in the presence of adaptivity.

Acknowledgements

The authors would like to thank Abba Krieger, Xinran Li, and Sanat Sarkar for helpful comments about an early version of the manuscript. C. D. and W. S. were supported in part by the NSF via grant CCF-1763314.

References

- [1] M. Abadi, A. Chu, I. Goodfellow, H. B. McMahan, I. Mironov, K. Talwar, and L. Zhang. Deep learning with differential privacy. In *ACM SIGSAC Conference on Computer and Communications Security*, pages 308–318, 2016.
- [2] F. Abramovich, Y. Benjamini, D. Donoho, and I. Johnstone. Adapting to unknown sparsity by controlling the false discovery rate. *The Annals of Statistics*, 34(2):584–653, 2006.
- [3] B. Barak, K. Chaudhuri, C. Dwork, S. Kale, F. McSherry, and K. Talwar. Privacy, accuracy, and consistency too: a holistic solution to contingency table release. In *Proceedings of the twenty-sixth ACM SIGMOD-SIGACT-SIGART Symposium on Principles of Database Systems*, pages 273–282. ACM, 2007.

- [4] R. F. Barber and E. J. Candès. Controlling the false discovery rate via knockoffs. *The Annals of Statistics*, 43(5):2055–2085, 2015.
- [5] R. F. Barber and A. Ramdas. The p -filter: multilayer false discovery rate control for grouped hypotheses. *Journal of the Royal Statistical Society: Series B (Statistical Methodology)*, 79(4):1247–1268, 2017.
- [6] R. Bassily, K. Nissim, A. Smith, T. Steinke, U. Stemmer, and J. Ullman. Algorithmic stability for adaptive data analysis. In *Proceedings of the 48th annual ACM Symposium on Theory of Computing*, pages 1046–1059, 2016.
- [7] A. Beimel, S. P. Kasiviswanathan, and K. Nissim. Bounds on the sample complexity for private learning and private data release. In *Theory of Cryptography Conference*, pages 437–454. Springer, 2010.
- [8] Y. Benjamini and Y. Hochberg. Controlling the false discovery rate – A practical and powerful approach to multiple testing. *Journal of the Royal Statistical Society: Series B (Statistical Methodology)*, 57(1):289–300, 1995.
- [9] Y. Benjamini, A. M. Krieger, and D. Yekutieli. Adaptive linear step-up procedures that control the false discovery rate. *Biometrika*, 93(3):491–507, 2006.
- [10] Y. Benjamini and D. Yekutieli. The control of the false discovery rate in multiple testing under dependency. *The Annals of Statistics*, 29(4):1165–1188, 2001.
- [11] G. Blanchard and E. Roquain. Two simple sufficient conditions for FDR control. *Electronic Journal of Statistics*, 2:963–992, 2008.
- [12] G. Blanchard and E. Roquain. Adaptive false discovery rate control under independence and dependence. *Journal of Machine Learning Research*, 10(12):2837–2871, 2009.
- [13] M. Bogdan, E. van den Berg, C. Sabatti, W. J. Su, and E. J. Candès. SLOPE – adaptive variable selection via convex optimization. *The Annals of Applied Statistics*, 9(3):1103, 2015.
- [14] M. Bogomolov, C. B. Peterson, Y. Benjamini, and C. Sabatti. Testing hypotheses on a tree: new error rates and controlling strategies. *arXiv preprint arXiv:1705.07529*, 2017.
- [15] K. Chaudhuri, C. Monteleoni, and A. D. Sarwate. Differentially private empirical risk minimization. *Journal of Machine Learning Research*, 12(Mar):1069–1109, 2011.
- [16] S. Clarke and P. Hall. Robustness of multiple testing procedures against dependence. *The Annals of Statistics*, 37(1):332–358, 2009.
- [17] L. De Haan and A. Ferreira. *Extreme value theory: an introduction*. Springer Science & Business Media, 2007.
- [18] R. Durrett. *Probability: Theory and Examples*. Cambridge University Press, 2010.
- [19] C. Dwork, V. Feldman, M. Hardt, T. Pitassi, O. Reingold, and A. Roth. Generalization in adaptive data analysis and holdout reuse. In *Advances in Neural Information Processing Systems*, pages 2350–2358, 2015.
- [20] C. Dwork, V. Feldman, M. Hardt, T. Pitassi, O. Reingold, and A. Roth. The reusable holdout: Preserving validity in adaptive data analysis. *Science*, 349(6248):636–638, 2015.
- [21] C. Dwork, K. Kenthapadi, F. McSherry, I. Mironov, and M. Naor. Our data, ourselves: Privacy via distributed noise generation. In *Proceedings of EUROCRYPT*, pages 486–503, 2006.

- [22] C. Dwork and J. Lei. Differential privacy and robust statistics. In *Proceedings of the 41st annual ACM Symposium on Theory of Computing*, pages 371–380. ACM, 2009.
- [23] C. Dwork, F. McSherry, K. Nissim, and A. Smith. Calibrating noise to sensitivity in private data analysis. In *Theory of Cryptography*, pages 265–284. Springer, 2006.
- [24] C. Dwork and A. Roth. The algorithmic foundations of differential privacy. *Foundations and Trends in Theoretical Computer Science*, 9(3-4):211–407, 2014.
- [25] C. Dwork, G. Rothblum, and S. Vadhan. Boosting and differential privacy. In *Foundations of Computer Science (FOCS)*, 2010.
- [26] C. Dwork and G. N. Rothblum. Concentrated differential privacy. *arXiv preprint arXiv:1603.01887*, 2016.
- [27] H. Finner, T. Dickhaus, and M. Roters. On the false discovery rate and an asymptotically optimal rejection curve. *The Annals of Statistics*, 37(2):596–618, 2009.
- [28] M. Gaboardi, H. Lim, R. Rogers, and S. Vadhan. Differentially private Chi-squared hypothesis testing: Goodness of fit and independence testing. In *International Conference on Machine Learning*, pages 2111–2120, 2016.
- [29] Y. Gavrilov, Y. Benjamini, and S. K. Sarkar. An adaptive step-down procedure with proven FDR control under independence. *The Annals of Statistics*, 37(2):619–629, 2009.
- [30] Y. Ge, S. C. Sealfon, and T. P. Speed. Some step-down procedures controlling the false discovery rate under dependence. *Statistica Sinica*, 18(3):881–904, 2008.
- [31] V. Gontscharuk and H. Finner. Asymptotic FDR control under weak dependence: A counterexample. *Statistics & Probability Letters*, 83(8):1888–1893, 2013.
- [32] W. Guo and M. B. Rao. On control of the false discovery rate under no assumption of dependency. *Journal of Statistical Planning and Inference*, 138(10):3176–3188, 2008.
- [33] R. Hall, A. Rinaldo, and L. Wasserman. Differential privacy for functions and functional data. *Journal of Machine Learning Research*, 14(2):703–727, 2013.
- [34] M. Hardt, K. Ligett, and F. McSherry. A simple and practical algorithm for differentially private data release. In *Advances in Neural Information Processing Systems*, pages 2339–2347, 2012.
- [35] P. Heesen and A. Janssen. Inequalities for the false discovery rate (FDR) under dependence. *Electronic Journal of Statistics*, 9(1):679–716, 2015.
- [36] N. Homer, S. Szelinger, M. Redman, D. Duggan, W. Tembe, J. Muehling, J. V. Pearson, D. A. Stephan, S. F. Nelson, and D. W. Craig. Resolving individuals contributing trace amounts of DNA to highly complex mixtures using high-density SNP genotyping microarrays. *PLoS genetics*, 4(8):e1000167, 2008.
- [37] A. Javanmard and A. Montanari. Online rules for control of false discovery rate and false discovery exceedance. *The Annals of statistics*, 46(2):526–554, 2018.
- [38] V. Karwa and A. Slavković. Inference using noisy degrees: Differentially private β -model and synthetic graphs. *The Annals of Statistics*, 44(1):87–112, 2016.
- [39] V. Karwa and S. Vadhan. Finite sample differentially private confidence intervals. *arXiv preprint arXiv:1711.03908*, 2017.

- [40] J. Kaye. The tension between data sharing and the protection of privacy in genomics research. *Annual Review of Genomics and Human Genetics*, 13(1):415–431, 2012.
- [41] E. L. Lehmann. Some concepts of dependence. *The Annals of Mathematical Statistics*, 37(5):1137–1153, 1966.
- [42] J. Lei, A.-S. Charest, A. Slavković, A. Smith, and S. Fienberg. Differentially private model selection with penalized and constrained likelihood. *Journal of the Royal Statistical Society: Series A (Statistics in Society)*, 2016.
- [43] J. Littlewood. On the probability in the tail of a binomial distribution. *Advances in Applied Probability*, 1(1):43–72, 1969.
- [44] Y. Liu, S. K. Sarkar, and Z. Zhao. A new approach to multiple testing of grouped hypotheses. *Journal of Statistical Planning and Inference*, 179:1–14, 2016.
- [45] T. McDanel, L. Kuehn, M. Thomas, W. Snelling, T. Smith, E. Pollak, J. Cole, and J. Keele. Genomewide association study of reproductive efficiency in female cattle. *Journal of Animal Science*, 92(5):1945–1957, 2014.
- [46] B. D. McKay. On littlewood’s estimate for the binomial distribution. *Advances in Applied Probability*, 21(2):475–478, 1989.
- [47] F. McSherry and K. Talwar. Mechanism design via differential privacy. In *48th Annual IEEE Symposium on Foundations of Computer Science*, pages 94–103, 2007.
- [48] J. Neveu. *Discrete-parameter martingales*. North Holland, Amsterdam, 1975.
- [49] E. A. Peña, J. D. Habiger, and W. Wu. Power-enhanced multiple decision functions controlling family-wise error and false discovery rates. *The Annals of Statistics*, 39(1):556, 2011.
- [50] A. Ramdas, R. F. Barber, M. J. Wainwright, and M. I. Jordan. A unified treatment of multiple testing with prior knowledge. *arXiv preprint arXiv:1703.06222*, 2017.
- [51] E. Roquain and F. Villers. Exact calculations for false discovery proportion with application to least favorable configurations. *The Annals of Statistics*, 39(1):584–612, 2011.
- [52] S. K. Sarkar. Some results on false discovery rate in stepwise multiple testing procedures. *The Annals of Statistics*, 30(1):239–257, 2002.
- [53] S. K. Sarkar. Stepup procedures controlling generalized FWER and generalized FDR. *The Annals of Statistics*, 35(6):2405–2420, 2007.
- [54] S. K. Sarkar. On methods controlling the false discovery rate. *Sankhyā: The Indian Journal of Statistics, Series A*, 70:135–168, 2008.
- [55] S. K. Sarkar and W. Guo. On a generalized false discovery rate. *The Annals of Statistics*, 37(3):1545–1565, 2009.
- [56] T. K. Sarkar. Some lower bounds of reliability. Technical report, DTIC Document, 1969.
- [57] J. D. Storey. The positive false discovery rate: a Bayesian interpretation and the q -value. *The Annals of Statistics*, 31(6):2013–2035, 2003.
- [58] J. D. Storey, J. E. Taylor, and D. Siegmund. Strong control, conservative point estimation and simultaneous conservative consistency of false discovery rates: a unified approach. *Journal of the Royal Statistical Society: Series B (Statistical Methodology)*, 66(1):187–205, 2004.

- [59] A. C. Tamhane, W. Liu, and C. W. Dunnett. A generalized step-up-down multiple test procedure. *The Canadian Journal of Statistics*, 26(2):353–363, 1998.
- [60] C. Uhler, A. Slavković, and S. E. Fienberg. Privacy-preserving data sharing for genome-wide association studies. *The Journal of Privacy and Confidentiality*, 5(1):137, 2013.
- [61] Y.-X. Wang. Revisiting differentially private linear regression: optimal and adaptive prediction & estimation in unbounded domain. *arXiv preprint arXiv:1803.02596*, 2018.
- [62] L. Wasserman and S. Zhou. A statistical framework for differential privacy. *Journal of the American Statistical Association*, 105(489):375–389, 2010.
- [63] Wikipedia. Facebook–Cambridge Analytica data scandal. https://en.wikipedia.org/wiki/Facebook%E2%80%93Cambridge_Analytica_data_scandal, 2018.

A Proofs

This section proves all results made without proof in the main text. Below, the proofs are listed in order of appearance of their corresponding results.

Proof of Lemma 2.4. For an arbitrary index $1 \leq j \leq m$ and a measurable set $S \subset \mathbb{R}$, it suffices to prove that

$$\frac{\mathbb{P}(\tilde{f}_j \text{ is the smallest and } f_j(D) + Z \in S)}{\mathbb{P}(\tilde{f}'_j \text{ is the smallest and } f_j(D') + Z \in S)} \leq e^\varepsilon,$$

where \tilde{f}'_j is the counterpart of \tilde{f}_j evaluated on an adjacent database D' . This inequality is equivalent to

$$\frac{\mathbb{P}(\tilde{f}_j \text{ is smallest}) \mathbb{P}(f_j(D) + Z \in S | \tilde{f}_j \text{ is smallest})}{\mathbb{P}(\tilde{f}'_j \text{ is smallest}) \mathbb{P}(f_j(D') + Z \in S | \tilde{f}'_j \text{ is smallest})} \leq e^\varepsilon. \quad (\text{A.1})$$

First, releasing the index of the smallest noisy count is $(\varepsilon/2, 0)$ -differentially private, which has been proven by Claim 3.9 in Section 3.3 of [24]. That is,

$$\frac{\mathbb{P}(\tilde{f}_j \text{ is smallest})}{\mathbb{P}(\tilde{f}'_j \text{ is smallest})} \leq e^{\varepsilon/2}.$$

Second, observe that by assumption $|f_j(D) - f_j(D')| \leq \Delta$. Then Lemma 2.3 shows that

$$\frac{\mathbb{P}(f_j(D) + Z \in S | \tilde{f}_j \text{ is smallest})}{\mathbb{P}(f_j(D') + Z \in S | \tilde{f}'_j \text{ is smallest})} \leq e^{\varepsilon/2}.$$

Combining the last two displays concludes that (A.1) is bounded by e^ε . This finishes the proof. □

Proof of Example 2.6. We use $t-1$ in place of t . Under the constraint that $p(D), p(D') \geq \nu$, we aim to prove that

$$\frac{\binom{n}{t-1}}{\sum_{i=t}^n \binom{n}{i}} \leq \eta$$

if $\eta \asymp \sqrt{(\log n)/n}$. Without loss of generality, assume $t \geq n/2$, where a well-known result is

$$\sum_{i=t}^n \frac{1}{2^n} \binom{n}{i} \leq e^{-n \text{KL}(\frac{t}{n}, \frac{1}{2})}. \quad (\text{A.2})$$

Above, the Kullback–Leibler divergence is defined as

$$\text{KL}(a, b) = a \log \frac{a}{b} + (1-a) \log \frac{1-a}{1-b}.$$

It is easy to show that

$$\text{KL}\left(a, \frac{1}{2}\right) \geq 2\left(a - \frac{1}{2}\right)^2.$$

Therefore, plugging

$$\sum_{i=t}^n \frac{1}{2^n} \binom{n}{i} \geq \nu = m^{-1-c} = \frac{1}{\text{poly}(n)}$$

into (A.2), we get

$$\frac{t}{n} \leq \frac{1}{2} + O\left(\sqrt{\frac{\log n}{n}}\right)$$

or, put differently,

$$t \leq \frac{n}{2} + O\left(\sqrt{n \log n}\right).$$

Therefore, we can assume $t \leq 7n/8$. Provided that $n/2 \leq t \leq 7n/8$, we can apply Littlewood’s theorem [43, 46]. Letting $u = (2t - n)/\sqrt{n}$, $\rho = 1 - t/n$ and $\Xi(x) = \Phi(-x)/\phi(x)$, where $\Phi(x)$ and $\phi(x)$ are the cumulative distribution function and density function of $\mathcal{N}(0, 1)$ respectively, this theorem gives

$$\sum_{i=t}^n \frac{1}{2^n} \binom{n}{i} = (1 + O(1/n)) \Phi(-u) e^{A_1 + A_2 / \sqrt{\rho(1-\rho)n}},$$

where

$$A_1 = \frac{u^2}{2} - \left(t - \frac{1}{2}\right) \log \frac{2t}{n} - \left(n - t + \frac{1}{2}\right) \log \frac{2(n-t)}{n}$$

and

$$A_2 = \frac{1-2\rho}{6} \left[\frac{1-u^2}{\Xi(u)} + u^3 \right] + \frac{1/\Xi(u) - u}{2}.$$

Because $t \leq n/2 + O(\sqrt{n \log n})$ as $n \rightarrow \infty$, we have $u = O(\sqrt{\log n})$, $\rho = \frac{1}{2} - o(1)$. Making use of the fact that $\Xi(u) = (1 + o(1))/u$, we see that

$$\begin{aligned}
\sum_{i=t}^n \frac{1}{2^n} \binom{n}{i} &= (1 + O(1/n)) \Phi(-u) e^{A_1} (1 + o(1)) \\
&= (1 + o(1)) \frac{\Phi(-u)}{\sqrt{2\pi}\phi(u)} e^{-(t-\frac{1}{2}) \log \frac{2t}{n} - (n-t+\frac{1}{2}) \log \frac{2(n-t)}{n}} \\
&= (1 + o(1)) \frac{\Phi(-u)}{\sqrt{2\pi}\phi(u)} e^{-t \log \frac{2t}{n} - (n-t) \log \frac{2(n-t)}{n}} \\
&= (1 + o(1)) \frac{\Phi(-u)}{\sqrt{2\pi}\phi(u)} e^{-n \text{KL}(\frac{t}{n}, \frac{1}{2})} \\
&= (1 + o(1)) \cdot (1 + o(1)) \frac{1}{\sqrt{2\pi}u} e^{-n \text{KL}(\frac{t}{n}, \frac{1}{2})} \\
&\geq \frac{O(1)}{\sqrt{2\pi \log n}} e^{-n \text{KL}(\frac{t}{n}, \frac{1}{2})}.
\end{aligned} \tag{A.3}$$

Next, we consider

$$\frac{1}{2^n} \binom{n}{t-1}$$

By Stirling's formula and using the fact that $t = (0.5 + o(1))n$, we get

$$\begin{aligned}
\frac{1}{2^n} \binom{n}{t-1} &= \frac{t}{n+1-t} \frac{1}{2^n} \binom{n}{t} \\
&= (1 + o(1)) \frac{1}{2^n} \binom{n}{t} \\
&= (1 + o(1)) \sqrt{\frac{2}{\pi n}} \cdot \frac{n^n}{2^n t^t (n-t)^{n-t}} \\
&= (1 + o(1)) \sqrt{\frac{2}{\pi n}} \cdot e^{-n \text{KL}(\frac{t}{n}, \frac{1}{2})}
\end{aligned}$$

Thus, we get

$$\begin{aligned}
\frac{\frac{1}{2^n} \binom{n}{t-1}}{\sum_{i=t}^n \frac{1}{2^n} \binom{n}{i}} &\leq O(1) \frac{(1 + o(1)) \sqrt{\frac{2}{\pi n}} \cdot e^{-n \text{KL}(\frac{t}{n}, \frac{1}{2})}}{\frac{1}{\sqrt{2\pi \log n}} e^{-n \text{KL}(\frac{t}{n}, \frac{1}{2})}} \\
&= O\left(\sqrt{\frac{\log n}{n}}\right).
\end{aligned}$$

Thus, with $\nu = m^{-1-c}$, we can choose $\eta \asymp \sqrt{\frac{\log n}{n}}$. □

Proof of Example 2.7. Let $\zeta, \zeta_1, \dots, \zeta_n$ be i.i.d. exponential variable with $\lambda = 1$ truncated at A . Consider the cumulant generating function

$$\kappa(\theta) = \log \mathbb{E} e^{\theta \zeta}.$$

As in the proof of Example 2.6, it does not lose generality by assuming $t > n \mathbb{E} \zeta$. Write $a = t/n > \mathbb{E} \zeta$ and let θ_a be the root of the saddle-point equation

$$\kappa'(\theta_a) = a. \quad (\text{A.4})$$

In particular, $\mathbb{E}_{\theta_a} \zeta = a$. Note that under \mathbb{E}_θ the density of ζ is

$$\frac{\lambda e^{-\lambda x}}{1 - e^{-A\lambda}} e^{\theta x - \kappa(\theta)} \cdot \mathbf{1}(0 \leq x \leq A).$$

Through exponential tilting, we get

$$\begin{aligned} \mathbb{P}(T \geq na) &= \mathbb{P}(\zeta_1 + \dots + \zeta_n \geq na) \\ &= e^{-n(a\theta_a - \kappa(\theta_a))} \mathbb{E}_{\theta_a} e^{-\theta_a(T - na)} \mathbf{1}(T \geq na). \end{aligned}$$

Using saddle point approximation, we get

$$\mathbb{E}_{\theta_a} e^{-\theta_a(T - na)} \mathbf{1}(T \geq na) = \frac{1 + o(1)}{\sqrt{2\pi\kappa''(\theta_a)n\theta_a}}$$

Thus, we have

$$\mathbb{P}(T \geq na) = (1 + o(1)) \frac{e^{-n(a\theta_a - \kappa(\theta_a))}}{\sqrt{2\pi\kappa''(\theta_a)n\theta_a}}. \quad (\text{A.5})$$

Next, we evaluate $\kappa''(\theta_a)$ and θ_a . Denote by μ and σ^2 the mean and variance of ζ , respectively. We get $\theta_a = o(1)$ and $\kappa''(\theta_a) = \text{Var}_{\theta_a}(\zeta) = \sigma^2 + o(1)$. In particular, from (A.4) we get

$$\theta_a = (1 + o(1)) \frac{a - \mu}{\sigma^2},$$

which gives

$$a\theta_a - \kappa(\theta_a) = (1 + o(1)) \frac{(a - \mu)^2}{2\sigma^2}.$$

Plugging this display into

$$e^{-n(a\theta_a - \kappa(\theta_a))} \geq \nu = m^{-1-c} = \frac{1}{\text{poly}(n)}.$$

gives

$$t = n\mu + O(\sqrt{n \log n}).$$

Therefore, we get

$$\mathbb{E}_{\theta_a} e^{-\theta_a(T - na)} \mathbf{1}(T \geq na) = \frac{1 + o(1)}{\sqrt{2\pi\kappa''(\theta_a)n\theta_a}} = \frac{O(1)}{\sqrt{\log n}},$$

which together with (A.5) yields

$$\mathbb{P}(T \geq na) = \frac{e^{-n(a\theta_a - \kappa(\theta_a))}}{\sqrt{\log n}}. \quad (\text{A.6})$$

To evaluate the ratio

$$\frac{\mathbb{P}(na - A \leq T < na)}{\mathbb{P}(T \geq na)},$$

it remains to approximate $\mathbb{P}(na - A \leq T < na)$. We use the local central limit theorem to do this. Explicitly, using the local central limit theorem, we get

$$\begin{aligned} \mathbb{P}(t - A \leq T < t) &= e^{-n(a\theta_a - \kappa(\theta_a))} \mathbb{E}_{\theta_a} e^{-\theta_a(T - na)} \mathbf{1}(na - A \leq T < na) \\ &\leq e^{-n(a\theta_a - \kappa(\theta_a))} \mathbb{E}_{\theta_a} e^{\theta_a A} \mathbf{1}(na - A \leq T < na) \\ &= e^{\theta_a A} e^{-n(a\theta_a - \kappa(\theta_a))} \mathbb{P}_{\theta_a}(na - A \leq T < na) \\ &= e^{\theta_a A} e^{-n(a\theta_a - \kappa(\theta_a))} \left(\frac{A}{\sqrt{2\pi n \sigma_a}} + o(1/\sqrt{n}) \right) \\ &= (1 + o(1)) \frac{A e^{\theta_a A} e^{-n(a\theta_a - \kappa(\theta_a))}}{\sqrt{2\pi n \sigma_a}}, \end{aligned} \tag{A.7}$$

where σ_a is the standard deviation of ζ tilted at θ_a . That is, $\sigma_a = \sqrt{\text{Var}_{\theta_a} \zeta} = \sigma + o(1)$.

Finally, combining (A.6) and (A.7) gives

$$\frac{\mathbb{P}(na - A \leq T < na)}{\mathbb{P}(T \geq na)} \leq O(1) \sqrt{\frac{\log n}{n}}.$$

As such, we can choose

$$\eta = O(1) \sqrt{\frac{\log n}{n}}.$$

□

An example of p -value computation from [60]. The authors in [60] focus on privacy-preserving release of χ^2 -statistics computed from contingency tables. Below, we show that the p -value derived from the χ^2 -statistic is not (η, ν) -sensitive with some $\eta, \nu \rightarrow 0$ even if $n \rightarrow \infty$. For the sake of simplicity, here we consider 2×2 contingency tables with $n/2$ cases and $n/2$ controls.

	Case	Control		Case	Control
Exposed	a	a	Exposed	$a + 1$	a
Unexposed	$\frac{n}{2} - a$	$\frac{n}{2} - a$	Unexposed	$\frac{n}{2} - a - 1$	$\frac{n}{2} - a$

Table 1: Two neighboring contingency tables.

In particular, we focus on two adjacent tables as shown in Table 1. The χ^2 -statistic of the left table is

$$\chi_L^2 = 0$$

because $a \times (n/2 - a) - a \times (n/2 - a) = 0$ and, as a consequence, the corresponding p -value is

$$p_L \approx \mathbb{P}(\chi_1^2 \geq \chi_L^2) = 1.$$

Next, for the right table the statistic equals

$$\begin{aligned}
\chi_R^2 &= \frac{[(a+1)(n/2-a) - a(n/2-a-1)]^2}{n} \\
&\times \left[\frac{1}{\frac{n}{2}(2a+1)} + \frac{1}{\frac{n}{2}(2a+1)} + \frac{1}{\frac{n}{2}(n-2a-1)} + \frac{1}{\frac{n}{2}(n-2a-1)} \right] \\
&= \frac{n}{4} \times \left[\frac{1}{\frac{n}{2}(2a+1)} + \frac{1}{\frac{n}{2}(2a+1)} + \frac{1}{\frac{n}{2}(n-2a-1)} + \frac{1}{\frac{n}{2}(n-2a-1)} \right] \\
&= \frac{1}{2} \left[\frac{1}{2a+1} + \frac{1}{2a+1} + \frac{1}{n-2a-1} + \frac{1}{n-2a-1} \right] \\
&= \frac{1}{2a+1} + \frac{1}{n-2a-1}.
\end{aligned}$$

Now, assuming $5 \leq a \ll n$, we get

$$\chi_R^2 = \frac{1}{2a+1} + o(1),$$

leading to

$$p_R \approx \mathbb{P}(\chi_1^2 \geq \chi_R^2) \approx 2\Phi\left(-\frac{1}{\sqrt{2a+1}}\right).$$

Thus, in this example both p_R and p_L are bounded below away from 0 and the ratio $2\Phi\left(-\frac{1}{\sqrt{2a+1}}\right)$ does not tend to 1 as $n \rightarrow \infty$. As a consequence of this, it is impossible to have both vanishing η and ν for this p -value computation. \square

Proof of Theorem 3. The PrivateBHq procedure acts on the intermediate results

$$(i_1, \tilde{\pi}_{i_1}), \dots, (i_k, \tilde{\pi}_{i_k})$$

provided by the **peeling**. Hence, Lemma 2.8 implies that it suffices to establish the (ε, δ) -differential privacy for **peeling** as a part of PrivateBHq. By Lemma 2.4, each Private Min in **peeling** is $(\frac{2\varepsilon}{\sqrt{10k \log(1/\delta)}}, 0)$ -differentially private. Then Lemma 2.9 immediately asserts that **peeling** preserves $(\tilde{\varepsilon}, \delta)$ -differential privacy, where

$$\begin{aligned}
\tilde{\varepsilon} &= \frac{2\varepsilon}{\sqrt{10k \log(1/\delta)}} \sqrt{2k \log(1/\delta)} + k \frac{2\varepsilon}{\sqrt{10k \log(1/\delta)}} (e^{\frac{2\varepsilon}{\sqrt{10k \log(1/\delta)}}} - 1) \\
&= \frac{2\varepsilon}{\sqrt{5}} + \frac{2\varepsilon\sqrt{k}}{\sqrt{10 \log(1/\delta)}} (e^{\frac{2\varepsilon}{\sqrt{10k \log(1/\delta)}}} - 1).
\end{aligned} \tag{A.8}$$

Recognizing that $\frac{2\varepsilon}{\sqrt{10k \log(1/\delta)}} \leq 0.0659$ under the assumptions $\varepsilon \leq 0.5, \delta \leq 0.1$ and $k \geq 10$, we get

$$\begin{aligned}
\frac{2\varepsilon\sqrt{k}}{\sqrt{10 \log(1/\delta)}} \left[e^{\frac{2\varepsilon}{\sqrt{10k \log(1/\delta)}}} - 1 \right] &\leq \frac{2\varepsilon\sqrt{k}}{\sqrt{10 \log(1/\delta)}} \times 1.034 \times \frac{2\varepsilon}{\sqrt{10k \log(1/\delta)}} \\
&\leq 0.0899\varepsilon.
\end{aligned}$$

Substituting this line into (A.8) yields $\tilde{\varepsilon} \leq 2\varepsilon/\sqrt{5} + 0.0899\varepsilon \leq \varepsilon$, as desired. \square

Proof of Lemma 3.2. The proof is similar to that of Example 5.6.1 in [18]. By scaling, assume that ξ_i are exponential random variables with parameter 1, i.e, $\mathbb{E}\xi_i = 1$. Note that W_j is measurable with respect to \mathcal{F}_j . In the proof, we first consider the conditional expectation $\mathbb{E}(W_j^{-1}|\mathcal{F}_{j+1})$, then return to $\mathbb{E}(W_j|\mathcal{F}_{j+1})$ by applying Jensen's inequality. Specifically, we have

$$\mathbb{E}\left[\frac{\xi_l}{jT_{m+1}}|\mathcal{F}_{j+1}\right] = \frac{1}{jT_{m+1}} \mathbb{E}(\xi_l|\mathcal{F}_{j+1})$$

because T_{m+1} is measurable in \mathcal{F}_{j+1} . Next, observe that by symmetry we get

$$\mathbb{E}(\xi_l|\mathcal{F}_{j+1}) = \mathbb{E}(\xi_k|\mathcal{F}_{j+1})$$

for any $l, k \leq j+1$. Combining the last two displays gives

$$\begin{aligned} \mathbb{E}\left[\frac{T_j}{jT_{m+1}}|\mathcal{F}_{j+1}\right] &= \mathbb{E}\left[\frac{T_j}{(j+1)T_{m+1}}|\mathcal{F}_{j+1}\right] + \sum_{l=1}^j \mathbb{E}\left[\frac{\xi_l}{j(j+1)T_{m+1}}|\mathcal{F}_{j+1}\right] \\ &= \mathbb{E}\left[\frac{T_j}{(j+1)T_{m+1}}|\mathcal{F}_{j+1}\right] + \sum_{l=1}^j \mathbb{E}\left[\frac{\xi_{j+1}}{j(j+1)T_{m+1}}|\mathcal{F}_{j+1}\right] \\ &= \mathbb{E}\left[\frac{T_{j+1}}{(j+1)T_{m+1}}|\mathcal{F}_{j+1}\right] \\ &= \frac{T_{j+1}}{(j+1)T_{m+1}}. \end{aligned}$$

To complete the proof, note that Jensen's inequality asserts that

$$\mathbb{E}(W_j|\mathcal{F}_{j+1}) \geq \frac{1}{\mathbb{E}(W_j^{-1}|\mathcal{F}_{j+1})} = \frac{(j+1)T_{m+1}}{T_{j+1}} = W_{j+1},$$

as desired. \square

Proof of Theorem 2. In addition to the sketch proof in Section 3.2, it remains to show that

$$\frac{1}{q} \mathbb{E}\left[\frac{j^*}{j^* + \max\{\lceil mU_{(j^*)}/q \rceil - j^*, 0\}}\right] \rightarrow C_k$$

as $q \rightarrow 0, m \rightarrow \infty, m - m_0 \rightarrow \infty$ and $m_0/m \rightarrow 1$. Since $j^* = O_{\mathbb{P}}(1)$ and $mU_{(j^*)}$ is bounded below away from 0 as $m_0 \rightarrow \infty$ and $m_0/m \rightarrow 1$, one can show that²

$$\max\{\lceil mU_{(j^*)}/q \rceil - j^*, 0\} = mU_{(j^*)}/q - j^* + O_{\mathbb{P}}(1).$$

²One needs to ensure that $m - m_0$ is larger than $\max\{\lceil mU_{(j^*)}/q \rceil - j^*, 0\}$ with high probability. Thus, q should tend to 0 slowly as $m - m_0 \rightarrow \infty$.

Thus, we get

$$\begin{aligned} \frac{1}{q} \cdot \frac{j^*}{j^* + \max\{\lceil mU_{(j^*)}/q \rceil - j^*, 0\}} &= \frac{j^*}{mU_{(j^*)}} + o_{\mathbb{P}}(1) \\ &= \max_{k \leq j \leq m_0} \frac{j}{mU_{(j)}} + o_{\mathbb{P}}(1). \end{aligned}$$

By assumption, we have

$$\mathbb{E} \left[\max_{k \leq j \leq m_0} \frac{j}{mU_{(j)}} \right] = (1 + o(1)) \mathbb{E} \left[\max_{k \leq j \leq m_0} \frac{j}{m_0 U_{(j)}} \right] \rightarrow C_k$$

as $m_0 \rightarrow \infty$.

To complete the proof, the last step is to show that

$$\frac{1}{q} \cdot \frac{j^*}{j^* + \max\{\lceil mU_{(j^*)}/q \rceil - j^*, 0\}}$$

is bounded by an integrable random variable. To this end, we note that if $mU_{(j^*)}/q \geq j^*$, then

$$\frac{1}{q} \cdot \frac{j^*}{j^* + \max\{\lceil mU_{(j^*)}/q \rceil - j^*, 0\}} \leq \frac{j^*}{mU_{(j^*)}},$$

and otherwise $q \geq mU_{(j^*)}/j^*$, yielding

$$\frac{1}{q} \cdot \frac{j^*}{j^* + \max\{\lceil mU_{(j^*)}/q \rceil - j^*, 0\}} \leq \frac{1}{q} \cdot \frac{j^*}{j^* + 0} \leq \frac{j^*}{mU_{(j^*)}}.$$

Note that $\frac{j^*}{mU_{(j^*)}}$ is bounded by an integrable random variable by resorting the representation using T_j . \square

Proof of Lemma 3.6. We first prove the case where $k \geq 3$. The uniform integrability follows if we show

$$\sup_{n \geq k} \mathbb{E} \left(\max_{k \leq j \leq n} \frac{jT_{n+1}}{nT_j} \right)^2 < \infty. \quad (\text{A.9})$$

As proved by Lemma 3.2, $\frac{jT_{n+1}}{nT_j}$ is a backward submartingale for $j = k, k+1, \dots, n$. Thus, by Doob's maximal inequality, we get

$$\mathbb{E} \left(\max_{k \leq j \leq n} \frac{jT_{n+1}}{nT_j} \right)^2 \leq 4 \mathbb{E} \left(\frac{kT_{n+1}}{nT_k} \right)^2$$

So, the proof would be completed if we verify

$$\sup_{n \geq k} \mathbb{E} \left(\frac{kT_{n+1}}{nT_k} \right)^2 < \infty.$$

To this end, note that

$$\begin{aligned}
\mathbb{E} \frac{k^2 T_{n+1}^2}{n^2 T_k^2} &= \frac{k^2}{n^2} \mathbb{E} \frac{(T_k + T_{n+1} - T_k)^2}{T_k^2} \\
&= \frac{k^2}{n^2} \mathbb{E} \frac{T_k^2 + 2T_k(n+1-k) + (n+1-k)^2 + (n+1-k)}{T_k^2} \\
&\leq \frac{k^2}{n^2} \mathbb{E} \frac{T_k^2 + 2nT_k + n^2}{T_k^2} \\
&\leq \frac{k^2}{n^2} + \frac{2k^2}{n} \mathbb{E} \frac{1}{T_k} + k^2 \mathbb{E} \frac{1}{T_k^2} \\
&\leq 1 + 2k \mathbb{E} \frac{1}{T_k} + k^2 \mathbb{E} \frac{1}{T_k^2},
\end{aligned}$$

which is finite if $k \geq 3$. Thus, (A.9) holds for $k \geq 3$.

Next, we turn to the case of $k = 2$. Recognize that

$$\begin{aligned}
\max_{2 \leq j \leq n} \frac{jT_{n+1}}{nT_j} &\leq \frac{2T_{n+1}}{nT_2} + \max_{3 \leq j \leq n} \frac{jT_{n+1}}{nT_j} \\
&= \frac{2}{n} + \frac{2(T_{n+1} - T_2)}{nT_2} + \max_{3 \leq j \leq n} \frac{jT_{n+1}}{nT_j}
\end{aligned}$$

Since $\frac{2}{n}$ and $\max_{3 \leq j \leq n} \frac{jT_{n+1}}{nT_j}$ are both uniformly integrable, it is sufficiently to show the uniform integrability of $\frac{2(T_{n+1} - T_2)}{nT_2}$ for $n \geq 2$. To this end, note that

$$\begin{aligned}
\mathbb{E} \left[\frac{2(T_{n+1} - T_2)}{nT_2} \right]^{1.5} &= \frac{2^{1.5}}{n^{1.5}} \mathbb{E}(T_{n+1} - T_2)^{1.5} \mathbb{E} T_2^{-1.5} \\
&\leq \frac{2^{1.5}}{n^{1.5}} [\mathbb{E}(T_{n+1} - T_2)^2]^{\frac{3}{4}} \mathbb{E} T_2^{-1.5} \\
&= \frac{2^{1.5}}{n^{1.5}} [(n-1)^2 + n-1]^{\frac{3}{4}} \mathbb{E} T_2^{-1.5} \\
&< 2^{1.5} \mathbb{E} T_2^{-1.5},
\end{aligned}$$

which is finite. The proof is complete. □

Proof of Lemma 4.2. We first consider part one. Note that

$$\mathbb{P} \left(Z_j \leq -\lambda \log \frac{n}{2\alpha} \right) = \frac{1}{2} \times \frac{2\alpha}{n} = \frac{\alpha}{n}. \tag{A.10}$$

Hence, taking a union bound, we get

$$\begin{aligned}
\mathbb{P}\left(\text{all } Z_j > -\lambda \log \frac{n}{2\alpha}\right) &= 1 - \mathbb{P}\left(\min Z_j \leq -\lambda \log \frac{n}{2\alpha}\right) \\
&\geq 1 - \sum_{j=1}^n \mathbb{P}\left(Z_j \leq -\lambda \log \frac{n}{2\alpha}\right) \\
&= 1 - n \frac{\alpha}{n} \\
&= 1 - \alpha.
\end{aligned}$$

The proof of part two is the follows the same reasoning except using

$$\mathbb{P}\left(|Z_j| \geq \lambda \log \frac{n}{\alpha}\right) = \frac{\alpha}{n}$$

in place of (A.10). □

Proof of Theorem 6. In the proof below, we replace the assumption on the nominal level with the relaxed assumption that $q \geq 6m^{-1.5}$. Let $0 < \alpha, \alpha' < 1$ be specified later. Denote by $R'_{\text{SD}} = \min\{R_{\text{SD}}, m'\}$ and let $p_{j_1}, \dots, p_{j_{R'_{\text{SD}}}}$ be the R'_{SD} smallest p -values. By the construction of the step-down procedure, we get

$$\max\{p_{j_1}, \dots, p_{j_{R'_{\text{SD}}}}\} \leq \frac{qR'_{\text{SD}}}{m}.$$

First, we point out that the first R'_{SD} selections (without added noise) in the peeling stage of PrivateBHq, denoted as $\pi_{i_1}, \dots, \pi_{i_{R'_{\text{SD}}}}$, obey

$$\max\{\pi_{i_1}, \dots, \pi_{i_{R'_{\text{SD}}}}\} \leq \log \frac{qR'_{\text{SD}}}{m} + 2\lambda \log \frac{m^2}{\alpha} \quad (\text{A.11})$$

with probability at least $1 - \alpha$. To show this, we recognize that, with probability at least $1 - \alpha$, all the mm' noise terms added by PrivateBHq are bounded in absolute value by

$$\lambda \log \frac{mm'}{\alpha} \leq \lambda \log \frac{m^2}{\alpha} \quad (\text{A.12})$$

by using Lemma 4.2. Now, consider the l th step of invoking the peeling, where $1 \leq l \leq R'_{\text{SD}}$. Note that at least one of $\pi_{j_1}, \dots, \pi_{j_{R'_{\text{SD}}}}$ remains on the list. Hence, at least one candidate for Report Noisy Min is no greater than

$$\log \max\left\{\frac{qR'_{\text{SD}}}{m}, \nu\right\} + \lambda \log \frac{m^2}{\alpha} = \log \frac{qR'_{\text{SD}}}{m} + \lambda \log \frac{m^2}{\alpha}.$$

Then, it must hold that

$$\pi_{i_l} + Z'_{i_l} \leq \log \frac{qR'_{\text{SD}}}{m} + \lambda \log \frac{m^2}{\alpha},$$

where on the event (A.12) $Z'_{i_l} \geq -\lambda \log \frac{m^2}{\alpha}$. Therefore, we get

$$\pi_{i_l} \leq \log \frac{qR'_{\text{SD}}}{m} + 2\lambda \log \frac{m^2}{\alpha},$$

thus confirming (A.11).

With added noise, the counts satisfy

$$\begin{aligned} \tilde{\pi}_{i_l} &\leq \log \frac{qR'_{\text{SD}}}{m} + 2\lambda \log \frac{m^2}{\alpha} + \lambda \log \frac{m'}{2\alpha'} \\ &\leq -\log \frac{m}{qR'_{\text{SD}}} + 2\lambda \log \frac{m^2}{\alpha} + \lambda \log \frac{m}{2\alpha'} \end{aligned} \quad (\text{A.13})$$

with probability at least $1 - \alpha - \alpha'$ for all $l = 1, \dots, R'_{\text{SD}}$. Next, take

$$2\lambda \log \frac{m^2}{\alpha} + \lambda \log \frac{m}{2\alpha'} \leq \frac{16\eta\sqrt{k \log(1/\delta)} \log m}{\varepsilon} \quad (\text{A.14})$$

as given for the moment. Then, from (A.13) we get

$$\tilde{\pi}_{i_l} \leq -\log \frac{m}{qR'_{\text{SD}}} + \frac{16\eta\sqrt{k \log(1/\delta)} \log m}{\varepsilon} \quad (\text{A.15})$$

for all $i = 1, \dots, R'_{\text{SD}}$ with probability at least $1 - \alpha - \alpha'$. Now, we turn to verify (A.14), which is equivalent to

$$2\log \frac{m^2}{\alpha} + \log \frac{m}{2\alpha'} \leq \frac{16}{\sqrt{10}} \log m.$$

To this end, it suffices to set $\alpha = m^{-0.014}$ and $\alpha' = m^{-0.029}/2$. Since both $\alpha, \alpha' \rightarrow 0$ as $m \rightarrow \infty$, we see that (A.15) holds with probability tending to one.

Recognizing (A.15), to reject all of these R'_{SD} hypotheses using PrivateBHq, it is sufficient to have

$$-\log \frac{m}{qR'_{\text{SD}}} + \frac{16\eta\sqrt{k \log(1/\delta)} \log m}{\varepsilon} \leq -\log \frac{m}{q'R'_{\text{SD}}} - \frac{\eta\sqrt{10k \log \frac{1}{\delta}} \log \frac{6m'}{q'}}{\varepsilon},$$

which is equivalent to

$$\begin{aligned} \log \frac{q'}{q} &\geq \frac{\eta\sqrt{10k \log \frac{1}{\delta}} \log \frac{6m'}{q'}}{\varepsilon} + \frac{16\eta\sqrt{k \log(1/\delta)} \log m}{\varepsilon} \\ &= \frac{\eta\sqrt{k \log(1/\delta)}}{\varepsilon} \left[\sqrt{10} \log \frac{6m'}{q'} + 16 \log m \right]. \end{aligned} \quad (\text{A.16})$$

Since $q \geq 6m^{-1.5}$, we get

$$\begin{aligned} \sqrt{10} \log \frac{6m'}{q'} &\leq \sqrt{10} \log \frac{6m}{q} \\ &\leq \sqrt{10} \log \frac{6m}{6m^{-1.5}} \\ &< 8 \log m. \end{aligned}$$

Hence, (A.16) is implied by

$$\log \frac{q'}{q} \geq \frac{24\eta\sqrt{k\log(1/\delta)}\log m}{\varepsilon},$$

which is in fact an equality by assumption. Thus, the proof is complete. \square

Proof of Corollary 4.3. A careful look at the proof of Theorem 5 reveals that the event in Proposition 4.1 holds with probability at least $1 - q/12$. As such, the bound on the FDR_k in Theorem 5 can be strengthened to $(C_k + 1/12)q$.

In light of the above, we set c' such that

$$(C_k + 1/12)(1 + c') = C_k + 0.1.$$

Then, PrivateBHq at level $(1 + c')q$ controls the FDR_k at level $(C_k + 0.1)q$ as ensured by Theorem 5.

It remains to prove that the claim of Theorem 6 also holds. To this end, we only need to show that q' that is given in the statement of Theorem 6 is less than $(1 + c')q$ for sufficiently large m, n . That is,

$$(1 + c')q > q' \equiv qe^{\frac{24\eta\sqrt{m'\log(1/\delta)}\log m}{\varepsilon}}.$$

In both examples, $\eta = n^{-0.5+o(1)}$ and $\log m = \log \text{poly}(n) = n^{o(1)}$. Thus, we have

$$e^{\frac{24\eta\sqrt{m'\log(1/\delta)}\log m}{\varepsilon}} \rightarrow 0$$

due to $m' \leq n^{1-c}$. Therefore, in words, PrivateBHq at level $(1 + c')q$ should be at least as powerful as the truncated BHq step-down procedure with probability tending to one. \square

Proof of Corollary 5.4. The proof idea is to apply Theorem 1 or Corollary 1.3 and recognize the number of rejections R in Example 5.3 tends to infinity. We only consider the case of one-sided alternatives and the proof of the two-sided alternatives case is very similar.

Assume for the moment that $R \rightarrow \infty$ with probability tending to one as $m \rightarrow \infty$. Then, we have

$$\begin{aligned} |\text{FDP} - \text{FDP}_k| &= \frac{V\mathbf{1}_{V < k}}{\max\{R, 1\}} \\ &\leq \frac{k - 1}{\max\{R, 1\}} \\ &= o_{\mathbb{P}}(1). \end{aligned}$$

Thus, from Theorem 1, we get

$$\begin{aligned} \text{FDR} &= \text{FDR}_k + o_m(1) \\ &\leq C_k\pi_0q + o_m(1) \\ &\leq C_kq + o_m(1). \end{aligned} \tag{A.17}$$

Letting $k \rightarrow \infty$, one gets $C_k \rightarrow 1$. Thus, from (A.17) it follows that

$$\text{FDR} \leq q + o_m(1).$$

Now, we aim to complete the proof by showing $R \rightarrow \infty$ in probability. In fact, it will be shown that $\mathbb{P}(R \geq \lfloor \sqrt{m} \rfloor) \rightarrow 1$. By the construction of the step-up procedure, $R \geq \lfloor \sqrt{m} \rfloor$ if

$$\# \left\{ i : \Phi(-X_i) \leq \frac{q \lfloor \sqrt{m} \rfloor}{2m} \right\} + \# \left\{ i : \Phi(-\tilde{X}_i) \leq \frac{q \lfloor \sqrt{m} \rfloor}{2m} \right\} \geq \lfloor \sqrt{m} \rfloor,$$

which is implied by

$$\# \left\{ i : \Phi(-\tilde{X}_i) \leq \frac{q \lfloor \sqrt{m} \rfloor}{2m} \right\} \geq \lfloor \sqrt{m} \rfloor. \quad (\text{A.18})$$

Now, we aim to show (A.18) holds with probability tending to one. Denote by $A = \{i : \tilde{\mu}_i \geq c_1\}$, which, by assumption, satisfies $\#A \geq c_2 m$. Consider $W_i := \tilde{X}_i - \tilde{\mu}_i \sim \mathcal{N}(0, 1)$ for $i \in A$ and let $W_{(1)} \geq \dots \geq W_{(\#A)}$ be the order statistics. Note that (A.18) simply follows from

$$\Phi \left(-c_1 - W_{(\lfloor \sqrt{m} \rfloor)} \right) \leq \frac{q \lfloor \sqrt{m} \rfloor}{2m},$$

which is equivalent to

$$-c_1 - W_{(\lfloor \sqrt{m} \rfloor)} \leq \Phi^{-1} \left(\frac{q \lfloor \sqrt{m} \rfloor}{2m} \right). \quad (\text{A.19})$$

To prove (A.19), we make two observations:

$$\Phi^{-1} \left(\frac{q \lfloor \sqrt{m} \rfloor}{2m} \right) = -\sqrt{2 \log \frac{2m}{q \lfloor \sqrt{m} \rfloor}} + o(1) \quad (\text{A.20})$$

$$W_{(\lfloor \sqrt{m} \rfloor)} = \sqrt{2 \log \frac{\#A}{\lfloor \sqrt{m} \rfloor}} + o_{\mathbb{P}}(1) \quad (\text{A.21})$$

as both $q \lfloor \sqrt{m} \rfloor / (2m)$ tends to zero and $\#A / \lfloor \sqrt{m} \rfloor$ diverges to infinity. Above, (A.20) is a standard result and a proof of (A.21) can be found in Chapter 2 of [17]. Hence, it suffices to show

$$-\frac{c_1}{2} - \sqrt{2 \log \frac{c_2 m}{\lfloor \sqrt{m} \rfloor}} \leq -\sqrt{2 \log \frac{2m}{q \lfloor \sqrt{m} \rfloor}}$$

for sufficiently large m , which is true since

$$\begin{aligned} \sqrt{2 \log \frac{c_2 m}{\lfloor \sqrt{m} \rfloor}} - \sqrt{2 \log \frac{2m}{q \lfloor \sqrt{m} \rfloor}} &= \sqrt{\log m + 2 \log c_2 + o(1)} - \sqrt{\log m + 2 \log(2/q) + o(1)} \\ &= \sqrt{\log m} + o(1) - \sqrt{\log m} - o(1) \\ &= o(1). \end{aligned}$$

□