

# Dynamical coupling of dilute magnetic impurities with quantum spin liquid state in the $S = 3/2$ dimer compound $\text{Ba}_3\text{ZnRu}_2\text{O}_9$

**Takafumi D. Yamamoto, Hiroki Taniguchi, and Ichiro Terasaki**

Department of Physics, Nagoya University, Nagoya 464-8602, Japan

E-mail: tdyamamoto@nagoya-u.jp

**Abstract.** We have investigated the dilute magnetic impurity effect on the magnetic properties of a quantum spin liquid candidate  $\text{Ba}_3\text{ZnRu}_2\text{O}_9$  and a spin gapped compound  $\text{Ba}_3\text{CaRu}_2\text{O}_9$ . The magnetic ground state of each compound stands against 2% substitution of magnetic impurities for Zn or Ca. We have found that the magnetic response of these impurities, which behave as paramagnetic spins, depends on the host materials and the difference of the two manifests itself in the Weiss temperature, which can hardly be explained by the dilute magnetic impurities alone in the case of  $\text{Ba}_3\text{ZnRu}_2\text{O}_9$ . We consider a contribution from the  $\text{Ru}^{5+}$  ions which would appear only in the substituted  $\text{Ba}_3\text{ZnRu}_2\text{O}_9$  and discuss a possible physical meaning of the observed Weiss temperature.

**Keywords:** quantum spin liquid, magnetic oxide, impurity effects, magnetic susceptibility

Submitted to: *J. Phys.: Condens. Matter*

## 1. Introduction

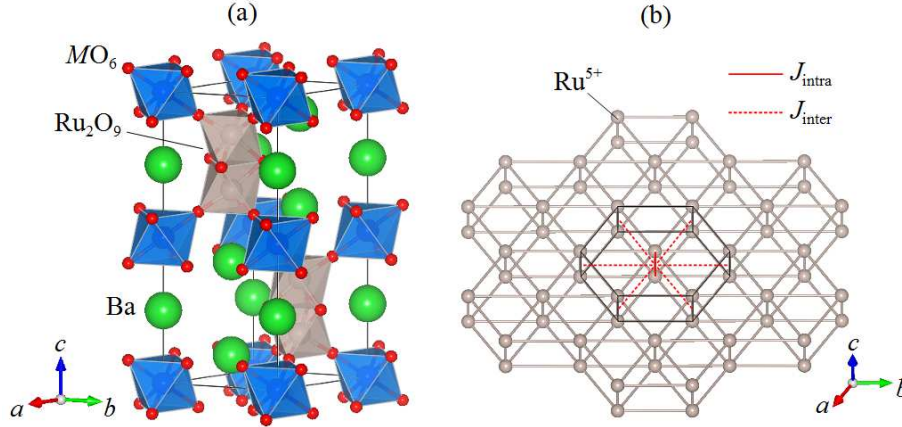
The impurity effect on quantum spin systems have attracted much interest because it has often provided us the opportunity to discover novel physical phenomena. For example, in various spin gapped (SG) systems such as the Haldane compound [1–4], the dilute non-magnetic impurities induce an exotic long-range antiferromagnetic order which coexists with the non-magnetic gapped state. In this context, one of intriguing targets is a quantum spin liquid (QSL) material, in which the interacting spins fluctuate down to the absolute zero temperature due to competing magnetic interactions and quantum fluctuations [5].

Recent intensive studies have found out many candidates for a QSL state in real organic/inorganic materials with geometrical frustration of antiferromagnetic spins [6–10]. On the other hand, a new route to find QSL materials has been opened since Kitaev proposed a quantum spin model on a honeycomb lattice, which hosts a novel QSL state [11]. Such so-called Kitaev spin liquid has been suggested to realize in strongly spin-orbit coupled Mott insulators [12], and the experimental explorations on 4d and 5d transition-metal-based compounds actually have revealed several spin-orbit-driven spin liquid candidates [13–19]. Nowadays the understanding of the physical properties of the QSL materials is one of the central issues in condensed matter physics. However, despite large amounts of theoretical and experimental works, the effect of intentional impurity doping on the systems has not been much explored except for several cases [8, 20–24].

In this study, we will focus on a 6H hexagonal perovskite ruthenate  $\text{Ba}_3\text{ZnRu}_2\text{O}_9$ , which is a QSL candidate that we have recently discovered [25]. This material is a member of the compounds with the general formula  $\text{Ba}_3M\text{Ru}_2\text{O}_9$ , which is composed of the three-dimensional network of two face-shared  $\text{RuO}_6$  octahedra ( $\text{Ru}_2\text{O}_9$  dimers) interconnected by the  $\text{MO}_6$  octahedra with corner sharing, as shown in figure 1(a). The  $M$  site can accommodate various divalent ions, and the formal valence of Ru is pentavalent in this case. Then the  $\text{Ru}^{5+}$  ion ( $4d^3$ ) is responsible for the magnetism of the system as a localized moment of  $S = 3/2$ .

The magnetic ground state of  $\text{Ba}_3M\text{Ru}_2\text{O}_9$  depends on the species of  $M$ . For  $M = \text{Co}$ ,  $\text{Ni}$ , and  $\text{Cu}$  [26–28], an antiferromagnetic ordering is observed below  $T_N \sim 100$  K. When the  $M$  sites are occupied by  $\text{Ca}$ ,  $\text{Sr}$ , and  $\text{Mg}$  [26, 29], paired spins in the  $\text{Ru}_2\text{O}_9$  dimer form a spin singlet, and then the system is in a non-magnetic SG ground state. In the case of the  $M = \text{Zn}$  sample, we have found neither a long-range magnetic order nor a spin glass transition down to 37 mK [25], despite the magnetic interaction has been evaluated to be an energy scale of around 200 K in this family [29–31]. The magnetic susceptibility at low temperatures exhibits a nearly temperature-independent value of about  $10^{-3}$  emu/mol, and the specific heat shows a temperature-linear contribution. These features suggest the presence of a QSL state. We have proposed that the competition between intra- and inter-dimer interactions play important role in stabilizing this QSL state. The exchange coupling pathways are shown in figure 1(b).

We underline several advantages of  $\text{Ba}_3\text{ZnRu}_2\text{O}_9$  in investigating the impurity effects on the magnetism, compared with other QSL candidates. One is that this compound is free from an intermixture of cations as reported for  $\text{Ba}_3\text{CuSb}_2\text{O}_9$  [32] and  $\text{ZnCu}_3(\text{OH})_6\text{Cl}_2$  [33], and thus one can introduce an impurity into a specific site in a controlled way. Another



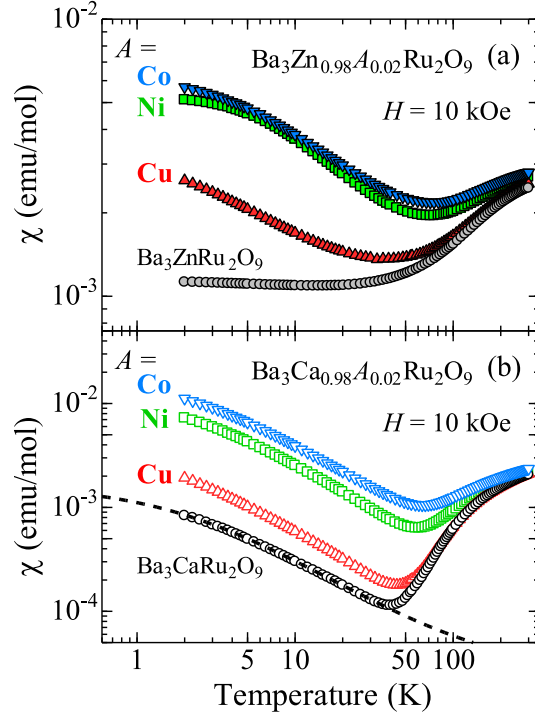
**Figure 1.** (Color Online) (a) Crystal structure of  $\text{Ba}_3\text{MRu}_2\text{O}_9$  with the space group of  $P6_3/mmc$ , drawn using VESTA [35]. (b) a honeycomb dimer lattice of  $\text{Ru}^{5+}$  ions in the  $ab$  plane layer with the intra- ( $J_{\text{intra}}$ ) and inter-dimer ( $J_{\text{inter}}$ ) exchange coupling.

is that a Curie tail is hardly visible at low temperatures in the title compound unlike  $\text{BaCu}_3\text{V}_2\text{O}_8(\text{OH})_2$  [10] and  $\text{Cu}_3\text{V}_2\text{O}_7(\text{OH})_2 \cdot 2\text{H}_2\text{O}$  [34], in which a substantial contribution of unwanted impurities obscures the intrinsic physical properties in macroscopic measurements.

Here we report the dilute magnetic impurity effect on the magnetic properties of  $\text{Ba}_3\text{ZnRu}_2\text{O}_9$  in comparison with  $\text{Ba}_3\text{CaRu}_2\text{O}_9$ . We have found that the magnetic ground state of each compound stands against 2% substitution of magnetic impurities of Cu, Ni, and Co for Zn or Ca, and these impurities behave as paramagnetic spins. We have further found that the magnetic response of the paramagnetic spins depends on the host materials, which appears in the difference of the Weiss temperature, which can be hardly explained by the simple impurity-impurity interaction alone in the case of the substituted QSL candidate. We discuss a possible origin in terms of a coupling of the magnetic impurities with the  $\text{Ru}^{5+}$  ions, which would be present only in the substituted  $\text{Ba}_3\text{ZnRu}_2\text{O}_9$ .

## 2. Experimental

Polycrystalline samples of  $\text{Ba}_3\text{MRu}_2\text{O}_9$  and  $\text{Ba}_3\text{M}_{0.98}\text{A}_{0.02}\text{Ru}_2\text{O}_9$  ( $M = \text{Zn}$  and  $\text{Ca}$ ;  $A = \text{Co}$ ,  $\text{Ni}$ , and  $\text{Cu}$ ) were prepared by solid state reaction using high-purity reagents of  $\text{BaCO}_3$  (4N),  $\text{RuO}_2$  (3N),  $\text{ZnO}$  (4N),  $\text{CaCO}_3$  (4N),  $\text{Co}_3\text{O}_4$  (3N),  $\text{NiO}$  (3N), and  $\text{CuO}$  (4N). Stoichiometric mixtures of the oxides were ground, pressed into pellets, and pre-sintered in air at  $1000^\circ\text{C}$  for 12 h. The pre-sintered samples were then re-pelletized after regrinding and sintered in air at  $1200^\circ\text{C}$  for 72 h. Powder X-ray diffraction measurements ( $\text{Cu K}\alpha$  radiation) at room temperature showed that all the prepared samples have the hexagonal structure without any trace of a secondary phase and the lattice parameters were unchanged by substitution. The magnetization measurements were conducted by a Quantum Design superconducting quantum interference device magnetometer. The magnetic susceptibility ( $\chi$ ) was measured between 2 and 300 K in an external magnetic field ( $H$ ) of 10 kOe. The magnetization ( $M$ ) data were collected at 2, 3, and 5 K in the magnetic field range from 0 to 70 kOe.



**Figure 2.** (Color online) Temperature dependence of the magnetic susceptibility measured in 10 kOe for (a)  $\text{Ba}_3\text{ZnRu}_2\text{O}_9$  and  $\text{Ba}_3\text{Zn}_{0.98}\text{A}_{0.02}\text{Ru}_2\text{O}_9$ , and (b)  $\text{Ba}_3\text{CaRu}_2\text{O}_9$  and  $\text{Ba}_3\text{Ca}_{0.98}\text{A}_{0.02}\text{Ru}_2\text{O}_9$  ( $A = \text{Co}, \text{Ni}, \text{and Cu}$ ). The broken curve in (b) depicts the fit using the Curie-Weiss law (see text).

### 3. Results and discussion

Figures 2(a) and 2(b) show the temperature dependence of the magnetic susceptibility of  $\text{Ba}_3\text{MRu}_2\text{O}_9$  and  $\text{Ba}_3\text{M}_{0.98}\text{A}_{0.02}\text{Ru}_2\text{O}_9$  ( $M = \text{Zn and Ca}; A = \text{Co, Ni, and Cu}$ ) on a logarithmic scale. The susceptibility of  $\text{Ba}_3\text{ZnRu}_2\text{O}_9$  smoothly decreases with decreasing temperature and becomes almost constant below 50 K. The value of  $\chi$  at 2 K is equal to about  $1.12 \times 10^{-3}$  emu/mol, which is comparable to those observed in other inorganic spin liquid candidates [10, 34]. Note that no Curie tail is found down to 2 K as reported in our previous study [25]. In contrast,  $\chi$  does show the Curie tail, i.e., it exhibits a rapid increase below 50 K in  $\text{Ba}_3\text{CaRu}_2\text{O}_9$ , which would be due to unwanted magnetic impurities. We fit this term between 2 and 20 K by assuming the Curie-Weiss law with a temperature-independent term  $\chi_0$  given by  $\chi = C/(T + \theta_W) + \chi_0$ , where  $C$  is the Curie constant,  $\theta_W$  is the Weiss temperature. The calculated curve reproduces the experimental data when  $C = 3.32 \times 10^{-3}$  emu K/mol,  $\theta_W = 2.2$  K, and  $\chi_0 = 2.5 \times 10^{-5}$  emu/mol (figure 2(b)). The obtained value of  $C$  corresponds to 0.1% of unpaired  $\text{Ru}^{5+}$  ions out of the total Ru ions.  $\chi_0$  is of the order of the Van Vleck paramagnetic susceptibility, which is consistent with the spin gapped dimer state of  $\text{Ba}_3\text{CaRu}_2\text{O}_9$  [29].

In all the impurity-substituted samples, the magnetic susceptibility at around 300 K is

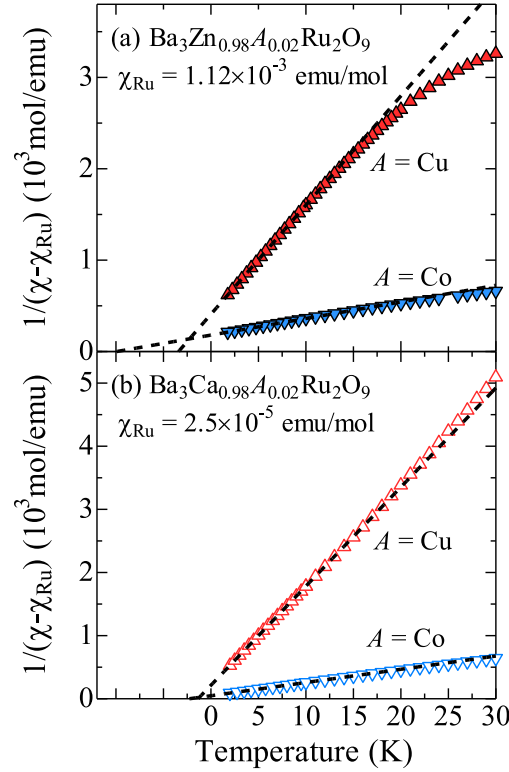
**Table 1.** Results of a fit of  $\chi = C_{\text{imp}}/(T + \theta_{\text{imp}}) + \chi_{\text{Ru}}$  to the magnetic susceptibility  $\chi$  below 20 K of  $\text{Ba}_3M_{0.98}A_{0.02}\text{Ru}_2\text{O}_9$  ( $M = \text{Zn}$  and  $\text{Ca}$ ;  $A = \text{Co}$ ,  $\text{Ni}$ , and  $\text{Cu}$ ).  $\chi_{\text{Ru}}$  is fixed to a specific value for each of the  $M = \text{Zn}$  and  $M = \text{Ca}$  series and  $x_{\text{imp}}$  represents the concentration of substituted magnetic impurities estimated from  $C_{\text{imp}}$  (see text).

Material	$C_{\text{imp}}$ (emu K/mol)	$\theta_{\text{imp}}$ (K)	$x_{\text{imp}}$
$(M, A) = (\text{Zn}, \text{Cu})$	$8.37 \times 10^{-3}$	3.42	0.022
$(M, A) = (\text{Zn}, \text{Ni})$	$4.96 \times 10^{-2}$	9.00	0.050
$(M, A) = (\text{Zn}, \text{Co})$	$5.51 \times 10^{-2}$	9.92	0.029
$(M, A) = (\text{Ca}, \text{Cu})$	$6.37 \times 10^{-3}$	1.36	0.017
$(M, A) = (\text{Ca}, \text{Ni})$	$3.07 \times 10^{-2}$	2.21	0.031
$(M, A) = (\text{Ca}, \text{Co})$	$4.77 \times 10^{-2}$	2.27	0.025

almost the same as that of the corresponding parent compound, implying that the spin state of the  $\text{Ru}^{5+}$  ions is little affected by substitution. On the other hand,  $\chi$  increases significantly below 50 K as the spin value of the substituent ions increases in order of  $\text{Cu}^{2+}$  ( $S_{\text{imp}} = 1/2$ ),  $\text{Ni}^{2+}$  ( $S_{\text{imp}} = 1$ ), and  $\text{Co}^{2+}$  ( $S_{\text{imp}} = 3/2$ ). Furthermore, it exhibits a Curie-Weiss-like temperature dependence without any sign of a magnetic transition down to 2 K. These results suggest that the  $\text{Ru}^{5+}$  ions are still responsible for the ground state of each parent compound, and the substituted magnetic impurities behave as paramagnetic spins. Note that the impurity substitution for the  $M$  sites does not directly disrupt the network of the  $\text{Ru}_2\text{O}_9$  dimers.

Let us evaluate the low-temperature susceptibility in the substituted samples. We assume that this can be divided into two terms, a contribution from the magnetic impurities and the  $\text{Ru}^{5+}$  ions, i.e.,  $\chi = \chi_{\text{imp}} + \chi_{\text{Ru}}$ . The former may follow the Curie-Weiss law as  $\chi_{\text{imp}} = C_{\text{imp}}/(T + \theta_{\text{imp}})$ . We note here that not only the substituted impurities but also unwanted impurities can contribute to this term, and it is difficult to distinguish them in the susceptibility data. Namely,  $C_{\text{imp}}$  may include both contributions and  $\theta_{\text{imp}}$  may reflect the interaction between all these impurities. At sufficiently low temperatures below 50 K, the latter term may be regarded as the temperature-independent term in the corresponding parent compound. Accordingly, we fit the data with a constant  $\chi_{\text{Ru}}$  of  $1.12 \times 10^{-3}$  emu/mol for  $\text{Ba}_3\text{Zn}_{0.98}\text{A}_{0.02}\text{Ru}_2\text{O}_9$  and  $2.5 \times 10^{-5}$  emu/mol for  $\text{Ba}_3\text{Ca}_{0.98}\text{A}_{0.02}\text{Ru}_2\text{O}_9$ , respectively.

The results of the fit are summarized in Table 1, together with  $x_{\text{imp}} = C_{\text{imp}}/C_0$ . Here  $C_0$  is the Curie constant expected for a mole of magnetic impurities with  $S_{\text{imp}}$  and  $g = 2$ . Thus ideally,  $x_{\text{imp}}$  means the concentration of the substituted magnetic impurities per formula unit, and equals 0.02 in the nominal compositions. One finds that  $x_{\text{imp}} \sim 0.02$  except for  $(M, A) = (\text{Zn}, \text{Ni})$ . The reason of the exception of the sample is to be explored at this stage, but it may reflect that a magnetic transition is about to occur at lower temperatures, as anticipated from the saturation of  $\chi$ . Besides, we notice that the contribution from unwanted magnetic impurities observed in  $\text{Ba}_3\text{CaRu}_2\text{O}_9$  may not be ignored for  $(M, A) = (\text{Ca}, \text{Cu})$ . If one simply subtracts the contribution from  $C_{\text{imp}}$ , the corrected value is obtained to be  $3.05 \times 10^{-3}$  emu K/mol, which corresponds to  $x_{\text{imp}} \sim 0.01$ . Such a value is also implied by the fact that the saturation magnetization of the sample is estimated to be half of that expected for  $x_{\text{imp}} =$

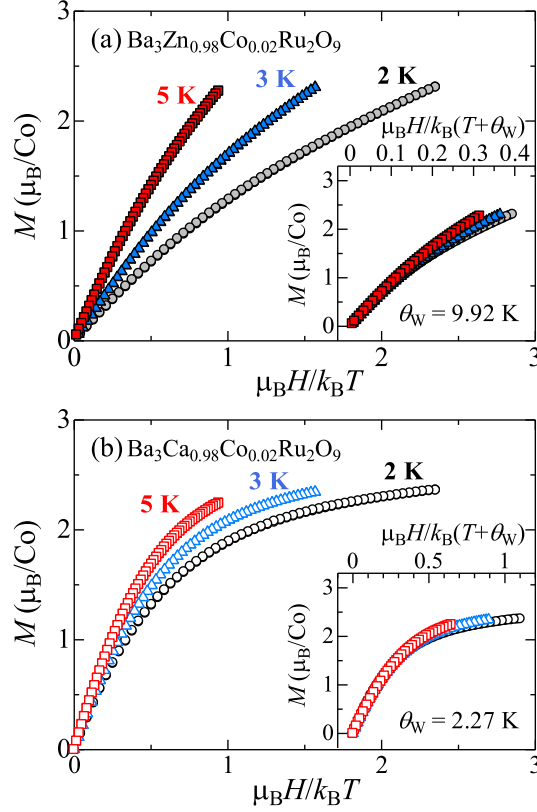


**Figure 3.** (Color online) Temperature dependence of  $1/(\chi - \chi_{\text{Ru}})$  below 30 K for (a)  $\text{Ba}_3\text{Zn}_{0.98}\text{A}_{0.02}\text{Ru}_2\text{O}_9$  and (b)  $\text{Ba}_3\text{Ca}_{0.98}\text{A}_{0.02}\text{Ru}_2\text{O}_9$  ( $A = \text{Cu}$  and  $\text{Co}$ ). The broken lines depict the calculation using the Curie-Weiss law (see text).

0.02, while the details are to be clarified by investigating the compositional dependence.

Figure 3 shows the temperature dependence of  $1/(\chi - \chi_{\text{Ru}}) \simeq 1/\chi_{\text{imp}}$  below 30 K of (a)  $\text{Ba}_3\text{Zn}_{0.98}\text{A}_{0.02}\text{Ru}_2\text{O}_9$  and (b)  $\text{Ba}_3\text{Ca}_{0.98}\text{A}_{0.02}\text{Ru}_2\text{O}_9$  ( $A = \text{Cu}$  and  $\text{Co}$ ). The inverse susceptibility goes to nearly zero in the limit of  $T = 0$  in the Ca-based materials, as expected for free spins which obey the Curie law. On the contrary,  $1/\chi_{\text{imp}}$  takes a finite value in the same limit for the Zn-based materials, clearly indicating a substantial contribution of the magnetic interaction. Thus, the magnetic response of the impurity spins seems to depend on the host materials. The difference between them can also be seen from the Curie-Weiss fitting, as depicted in figure 3 with the broken lines. In  $\text{Ba}_3\text{Ca}_{0.98}\text{A}_{0.02}\text{Ru}_2\text{O}_9$ ,  $\theta_{\text{imp}}$  is estimated to be about 1 or 2 K independently of the magnetic ion in the  $A$  site, whereas it increases in the magnitude with increasing  $S_{\text{imp}}$  in  $\text{Ba}_3\text{Zn}_{0.98}\text{A}_{0.02}\text{Ru}_2\text{O}_9$ , from about 3 K for the  $A = \text{Cu}$  sample to about 10 K for the  $A = \text{Co}$  sample. These estimated values of  $\theta_{\text{imp}}$  is anomalously large, considering that the magnetic interaction between a few percent of magnetic impurities is usually found to be of the order of 1 K in various spin gapped systems and QSL candidates [1, 10, 36, 37]. Note that the positive  $\theta_{\text{imp}}$  implies an antiferromagnetic coupling.

To further investigate the difference of the magnetic response, we measure the field dependence of the magnetization at several temperatures. For the free spins, the magnetization



**Figure 4.** (Color online) Magnetization plotted as a function of  $\mu_B H/k_B T$  at several temperatures in (a)  $\text{Ba}_3\text{Zn}_{0.98}\text{Co}_{0.02}\text{Ru}_2\text{O}_9$  and (b)  $\text{Ba}_3\text{Ca}_{0.98}\text{Co}_{0.02}\text{Ru}_2\text{O}_9$ . Each inset represents  $M$  versus  $\mu_B H/k_B(T + \theta_W)$  with a certain value of  $\theta_W$  for the same temperatures.

saturates for  $\mu_B H \gg k_B T$ , and follows the Brillouin function as a function of  $\mu_B H/k_B T$ . Here  $\mu_B$  is the Bohr magneton and  $k_B$  is the Boltzmann constant. Figures 4(a) and 4(b) show the magnetization at 2, 3, and 5 K plotted against  $\mu_B H/k_B T$  for  $\text{Ba}_3\text{Zn}_{0.98}\text{Co}_{0.02}\text{Ru}_2\text{O}_9$  and  $\text{Ba}_3\text{Ca}_{0.98}\text{Co}_{0.02}\text{Ru}_2\text{O}_9$ , respectively. We find the distinct differences between the two. In the former sample, the magnetization curves at each temperature deviate from each other with increasing magnetic field. Moreover,  $M$  is unlikely to saturate even at 2 K in 70 kOe. In contrast, all the experimental data are about to fall into a single curve with a sign of saturation in the latter sample.

The slight deviation observed in  $\text{Ba}_3\text{Ca}_{0.98}\text{Co}_{0.02}\text{Ru}_2\text{O}_9$  can be explained by considering the impurity-impurity interaction. When the paramagnetic spins weakly interact with each other, the Brillouin function is modified, and then  $M$  scales to  $\mu_B H/k_B(T + \theta_W)$  [36, 37], which means the reduction of the field effect. As shown in the inset of figure 4(b), a good scaling is indeed established with a small  $\theta_W$ , which is adopted the same value as  $\theta_{\text{imp}}$ . This fact allows us to attribute  $\theta_{\text{imp}}$  in  $\text{Ba}_3\text{Ca}_{0.98}\text{Co}_{0.02}\text{Ru}_2\text{O}_9$  to the weak interaction between the dilute magnetic impurities. We attempt the same analysis on the magnetization curves in  $\text{Ba}_3\text{Zn}_{0.98}\text{Co}_{0.02}\text{Ru}_2\text{O}_9$  (the inset of figure 4(a)). They overlap each other at low magnetic

fields, but the scaling gets worse as  $H$  increases, implying that the magnetic response is affected by other contributions. A similar trend is found for the Cu-substituted samples (not shown).

Now let us discuss a possible origin of the relatively larger Weiss temperature found in  $\text{Ba}_3\text{Zn}_{0.98}\text{A}_{0.02}\text{Ru}_2\text{O}_9$ . The difference in the magnetic response suggests that the substituted magnetic impurities in each host lattice exist under different environments. This would be related to the magnetism of the  $\text{Ru}^{5+}$  ions: the impurities can interact with the  $\text{Ru}^{5+}$  ions only in the Zn-based compounds. In this context, it is worth noting that the low  $T$  upturn of the susceptibility due to the impurities is strongly suppressed below  $\theta_{\text{imp}}$  in  $\text{Ba}_3\text{Zn}_{0.98}\text{A}_{0.02}\text{Ru}_2\text{O}_9$ . This feature is reminiscent of the low-temperature susceptibility in Kondo systems [38, 39], in which localized spins are screened by conduction electrons via an antiferromagnetic coupling between them. Therefore, we propose that the large Weiss temperature observed in the substituted  $\text{Ba}_3\text{ZnRu}_2\text{O}_9$  is the implication of such screening effect on the impurity spins, which results from the magnetic coupling of these spins and the  $\text{Ru}^{5+}$  spins. If that were the case, the spin fluctuation rates of impurity spins should be enhanced, leading to the magnetic moment instability [40]. In this sense, the Weiss temperature is interpreted as a measure of the degree of the spin fluctuations. The screening effect would also be suggested from the absence of a Curie tail in the parent  $\text{Ba}_3\text{ZnRu}_2\text{O}_9$  despite unwanted magnetic impurities should exist, as in  $\text{Ba}_3\text{CaRu}_2\text{O}_9$ .

Unlike Kondo systems, there are no conduction electrons in the title compound. Nevertheless, QSL candidates are believed to possess a kind of quasiparticles as fermionic elementary excitations, because a gapless  $T$ -linear term of the specific heat has been generally observed [10, 25, 41, 42]. Thus, one possible explanation of the screening effect is that a magnetic impurity couples with the quasiparticles. However, this scenario is incompatible with the  $S_{\text{imp}}$  dependence of  $\theta_{\text{imp}}$  in our system because the Weiss temperature exhibits the opposite  $S_{\text{imp}}$  dependence in the framework of the Kondo model [43]. As another possible scenario, we suggest that the enhancement of the spin fluctuation rates is caused by the quantum fluctuations originating from the  $\text{Ru}_2\text{O}_9$  dimers. In our previous study [25], we have pointed out that the spin state of the  $\text{Ru}_2\text{O}_9$  dimers dynamically changes in the range between  $S_{\text{tot}} = 0$  and  $S_{\text{tot}} = 2$  for the title compound, where  $S_{\text{tot}}$  is the total spin. In such a situation, a magnetic coupling of the magnetic impurities with the  $\text{Ru}_2\text{O}_9$  dimers will be dynamical and produces a fluctuating internal field at each impurity site. The increase in  $S_{\text{imp}}$  would imply a stronger exchange coupling between them, resulting in the observed  $S_{\text{imp}}$  dependence of  $\theta_{\text{imp}}$ . The NMR and neutron scattering measurements are indispensable to examine this scenario through direct observation of the spin fluctuation.

#### 4. Summary

We have investigated the effect of the magnetic impurity on the magnetic properties of the quantum spin liquid candidate  $\text{Ba}_3\text{ZnRu}_2\text{O}_9$  through the comparison with the spin gapped compound  $\text{Ba}_3\text{CaRu}_2\text{O}_9$ . The magnetic ground state of these systems is robust against the 2% impurity substitution, and the introduced magnetic impurities behave as paramagnetic spins.



We have found that the magnetic response of these paramagnetic spins is dependent on the host materials and the difference between the two manifest itself in the Weiss temperature. We have proposed a possible picture that the enhanced Weiss temperature observed in the substituted QSL candidate is the implication of a kind of screening effect on the impurity spins, which arises from a dynamical magnetic coupling between the magnetic impurities and the  $\text{Ru}_2\text{O}_9$  dimers.

## Acknowledgments

We gratefully acknowledge Y. Hara, T Matsushita, and N. Wada at Nagoya University for the collaboration in the magnetic and thermodynamic measurements at very low temperatures. This work was partly supported by Grants-in-Aid for Scientific Research (18H01173). One of the authors (T. D. Y.) was supported by the Program for Leading Graduate Schools "Integrative Graduate Education and Research in Green Natural Sciences", MEXT, Japan and a Grant-in-Aid for JSPS Research Fellow (No. 17J04840), MEXT, Japan.

## References

- [1] Azuma M, Fujishiro Y, Takano M, Nohara M, and Takagi H 1997 *Phys. Rev. B* **55** R8658.
- [2] Uchiyama Y, Sasago Y, Tsukada I, Uchinokura K, Zheludev A, Hayashi T, Miura N, and Böni P 1999 *Phys. Rev. Lett.* **83** 632.
- [3] Oosawa A, Ono T, and Tanaka H 2002 *Phys. Rev. B* **66** 020405.
- [4] Waki T, Itoh Y, Michioka C, Yoshimura K, and Kato M 2006 *Phys. Rev. B* **73** 064419.
- [5] Balents L 2010 *Nature* **464** 199.
- [6] Hiroi Z, Hanawa M, Kobayashi N, Nohara M, Takagi H, Kato Y, and Takigawa M 2001 *J. Phys. Soc. Jpn.* **70** 3377.
- [7] Shimizu Y, Miyagawa K, Kanoda K, Maesato M, and Saito G 2003 *Phys. Rev. Lett.* **91** 107001.
- [8] Okamoto Y, Nohara M, Aruga-Katori H, and Takagi H 2007 *Phys. Rev. Lett.* **99** 137207.
- [9] Itou T, Oyamada A, Maegawa S, Tamura M, and Kato R 2008 *Phys. Rev. B* **77** 104413.
- [10] Okamoto Y, Yoshida H, and Hiroi Z 2009 *J. Phys. Soc. Jpn.* **78** 033701.
- [11] Kitaev A 2006 *Ann. Phys.* **321** 2.
- [12] Jackeli G and Khaliullin G 2009 *Phys. Rev. Lett.* **102** 017205.
- [13] Singh Y and Gegenwart P 2010 *Phys. Rev. B* **82** 064412.
- [14] Singh Y, Manni S, Reuther J, Berlijn T, Thomale R, Ku W, Trebst S, and Gegenwart P, 2012 *Phys. Rev. Lett.* **108** 127203.
- [15] Gretarsson H *et al* 2013 *Phys. Rev. Lett.* **110** 076402.
- [16] Plumb K W, Clancy J P, Sandilands L J, Shankar V V, Hu Y F, Burch K S, Kee H-Y, Kim Y-J, 2014 *Phys. Rev. B* **90** 041112(R).
- [17] Sears J A, Songvilay M, Plumb K W, Clancy J P, Qiu Y, Zhao Y, Parshall D, and Kim Y-J, 2015 *Phys. Rev. B* **91** 144420.
- [18] Johnson R D, Williams S C, Haghighirad A A, Singleton J, Zapf V, Manuel P, Mazin I I, Li Y, Jeschke H O, Valentí R, and Coldea R, 2015 *Phys. Rev. B* **92** 235119.
- [19] Winter S M, Tsirlin A A, Daghofer M, van den Brink J, Singh Y, Philipp G, and Valenti R 2017 *J. Phys.: Condens. Matter* **29** 493002.
- [20] Manni S, Tokiwa Y, and Gegenwart P, 2014 *Phys. Rev. B* **89** 241102(R).
- [21] Manni S, Choi S, Mazin I I, Coldea R, Altmeyer M, Jeschke H O, Valentí R, and Gegenwart P, 2014 *Phys. Rev. B* **89** 245113.
- [22] Sasaki S, Iguchi S, Yoneyama N, and Sasaki T 2015 *J. Phys. Soc. Jpn.* **84** 074709.

- [23] Saito Y, Minamidate T, Kawamoto A, Matsunaga N, and Nomura K 2016 arXiv:1603.02043.
- [24] Lampen-Kelley P, Banerjee A, Aczel A A, Cao H B, Stone M B, Bridges C A, Yan J Q, Nagler S E, and Mandrus D, 2017 *Phys. Rev. Lett.* **119** 237203.
- [25] Terasaki I, Igarashi T, Nagai T, Tanabe K, Taniguchi H, Matsushita T, Wada N, Takata A, Kida T, Hagiwara M, Kobayashi K, Sagayama H, Kumai R, Nakao H, and Murakami Y 2017 *J. Phys. Soc. Jpn.* **86** 033702.
- [26] Fernandez I, Greatrex R, and Greenwood N N 1980 *J. Solid State Chem.* **34** 121.
- [27] Lightfoot P and Battle P D 1990 *J. Solid State Chem.* **89** 174.
- [28] Rijssenbeek J T, Matl P, Batlogg B, Ong N P, and Cava R J 1998 *Phys. Rev. B* **58** 10315.
- [29] Darriet J, Drillon M, Villeneuve G, and Hagenmuller P 1976 *J. Solid State Chem.* **19** 213.
- [30] Senn M S, Arevalo-Lopez A M, Saito T, Shimakawa Y, and Attfield J P 2013 *J. Phys.: Condens. Matter* **25** 496008.
- [31] Streltsov S V 2013 *Phys. Rev. B* **88** 024429.
- [32] Nakatsuji S, Kuga K, Kimura K, Satake R, Katayama N, Nishibori E, Sawa H, Ishii R, Hagiwara M, Bridges F, Ito T U, Higemoto W, Karki Y, Halim M, Nugroho A A, Rodriguez-Rivera J A, Green M A, and Broholm C 2012 *Science* **336** 559.
- [33] Lee K -H, Kikuchi H, Qiu Y, Lake B, Huang Q, Habicht K, and Kiefer K 2007 *Nat. Mater.* **6** 853.
- [34] Hiroi Z, Yoshida H, Okamoto Y, and Takigawa M 2009 *J. Phys.: Conf. Ser.* **145** 012002.
- [35] Momma K and Izumi F 2011 *J. Appl. Crystallogr.* **44** 1272.
- [36] Bert F, Nakamae S, Ladieu F, L'Hôte D, Bonville P, Duc F, Trombe J -C, and Mendels P 2007 *Phys. Rev. B* **76** 132411.
- [37] Lee W -J, Do S -H, Yoon S, Lee S, Choi Y S, Jang D J, Brando M, Lee M, Choi E S, Ji S, Jang Z H, Suh B J, and Choi K -Y 2017 *Phys. Rev. B* **96** 014432.
- [38] Sumiyama A, Oda Y, Nagano H, Ōnuki Y, Shibutani K, and Komatsubara T, 1986 *J. Phys. Soc. Jpn.* **55** 1294.
- [39] Marumoto K, Takeuchi T, Miyako Y, 1996 *Phys. Rev. B* **54** 12194.
- [40] Khatua S, Mishra S N, Devare S H, and Devare H G 1992 *Phys. Rev. Lett.* **68** 1038.
- [41] Helton J S, Matan K, Shores M P, Nytko E A, Bartlett B M, Yoshida Y, Takano Y, Suslov A, Qiu Y, Chung J -H, Nocera D G, and Lee Y S 2007 *Phys. Rev. Lett.* **98** 107204.
- [42] Yamashita S, Nakazawa Y, Oguni M, Oshima Y, Nojiri H, Shimizu Y, Miyagawa K, and Kanoda K 2008 *Nature Phys.* **4** 459.
- [43] Grüner G 1974 *Adv. Phys.* **23** 941.